FuturePOS®

A SHIFT4 COMPANY

Reporting Solutions

For the Hospitality Industry

No POS system is complete without checks and balances.

Reports keep you "in the know."

Future POS has built-in reporting for all of your needs: labor, item costing, daily sales, promotional items, beverage controls and more. Reports can be printed, emailed, exported to a spreadsheet or viewed on the display, as well as set to print at a certain time of day. Data is stored by date and time, so whether you are looking for a daily, weekly, monthly, quarterly or annual report, the information is just a few clicks away!

Table of Contents

Future POS Features

Feature Rich Cloud Based Back Office 2
Built In Data Analytics 2
Multi-Column Modifiers 2
Dashboards 2

Reporting Capabilities

Sales by Range Report 3
Cumulative Sales Report 3
Weekly Movement & Movement Report 4
Item Costing 5
Beverage Ratio Report 5
Reorder, Inventory Count & Food Costing Reports 6
Item Prep Time Report 7
Customer Charge Invoicing & Layout 8
Top/Bottom Movers Report 9
Discounts Report 9
Voided Items Report 10
Paid Out Report 10
Revenue Center Sales Report 11
Labor vs. Sales Report 12
Gift Certificates Issued List 13
Employee Timecard & Wage Reports 14
Schedule Maintenance 15
Sales Statistic & Sales by Serving Period Report 16
Employee Sales Report 17
Employee Promotional Sales Report 18
Activity Report 18
Electronic Journal Report 19
Customer Lists & Customer Loyalty 20
Sales Accountability Report 22
Server Wage Audit Report 22

Front End Reports

Guest Check, Receipt Trailer & Kitchen/Bar Preparation Tickets 23
Employee Timecard/Clocked In & Labor vs. Sales Report 24
Employee Cashout & Quantity On-Hand Reports 24
Today's Sales Report 25
Cashier, Open Checks & Departmental Sales Reports 25

Feature Rich Cloud Based Back Office

Future POS v6's Cloud based technology brings end users true operational freedom. Experience the power of controlling your business's back of the house whenever and wherever you choose. Operators can access data from any web browser capable tablet, laptop, or mobile device thanks to Future POS's modern responsive layout and designs. The Future POS v6 robust Cloud application lets you truly run your business easily and effectively without limitations.

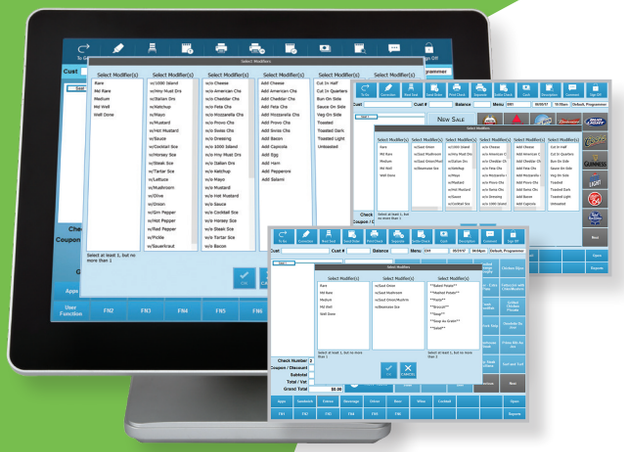

Multi-Column Modifiers

At Future POS we realize how important it is to get orders into the system fast and accurately. We have reduced ordering time and user error with our innovative feature we call multi-column modifiers. Every option for an item can be found in one modifier window. There is no need to click from screen to screen or search for buttons on different menus. Customers see all of their modifier selections on one screen with one click, eliminating redundant keystrokes and reducing the likelihood of selecting the wrong modifier.

Built In Data Analytics

Future POS has brought to market a data analytics tool that is beyond compare. Also known as the Report Writer, the data analysis tool is a drag and drop interface that allows users to create any report they want to give them full visibility of their business. This isn't some 3rd party bolt on tool – it's a fully integrated, purpose-built power tool for Future POS users.

Dashboards

With Future Cloud Dashboard functionality, it's easy to turn custom reports into a docked visual representation of your data. At a glance, the user can see the numbers that matter the most by making use of an intuitive drag and drop interface.

Sales by Range Report

Generally run on a nightly basis, this report tracks department sales, taxes collected, media totals, discounts, customer counts and more. The Sales by Range Report can be run for any time and date criteria you specify. For example, you can request a report for the same day last year to compare revenue or run a report for a weekly period to view weekly sales totals. Additionally, this report can be exported to Excel or another spreadsheet program for other reporting purposes.

Future POS Restaurant

Sales by Range Report

From 07/12/18 04:00:00am to 07/13/18 03:59:59am, All Terminals

Description	Units	Gross	Disc/Cpn	VAT Tax
thurs after 9	0	$0.00	$0.00	$0.00
	0	$0.00	$0.00	$0.00
Beverage	2583	$4,652.90	$530.58	$0.00
BEVERAGE	2583	$4,652.90	$530.58	$0.00
Beer-Bottled	3066	$7,516.25	$85.80	$0.00
Beer-Draft	2296	$5,085.90	$358.48	$0.00
Liquor	4123	$12,468.40	$265.20	$0.00
Wine	953	$6,228.85	$140.45	$0.00
DRINKS	10438	$31,299.40	$849.93	$0.00
Appetizers	1284	$6,762.95	$861.65	$0.00
Bar	345	$397.50	$0.00	$0.00
Chicken	713	$9,794.15	$1,285.47	$0.00
Dessert	339	$1,328.10	$61.53	$0.00
Entrees	0	$0.00	$0.00	$0.00
Kid's	91	$466.85	$51.63	$0.00
Light	84	$1,003.80	$130.14	$0.00
Lunch	31	$201.50	$11.15	$0.00

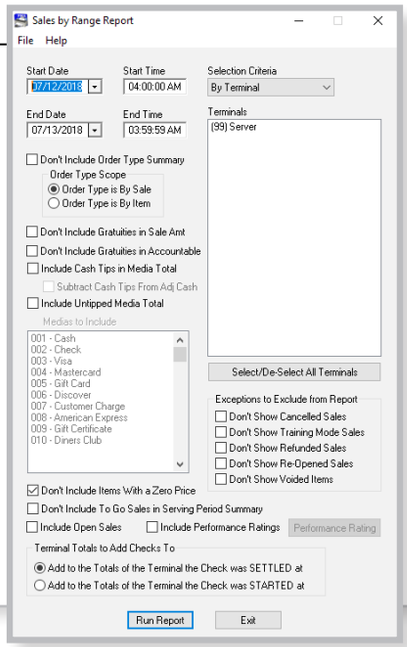

Cumulative Sales Report

The Cumulative Sales Report will keep track of cumulative sales in specific product groupings, such as entrées, draft beer and desserts, within the times specified. The report also breaks down sales by department and media, and it can be broken down even further by day, week, month and year.

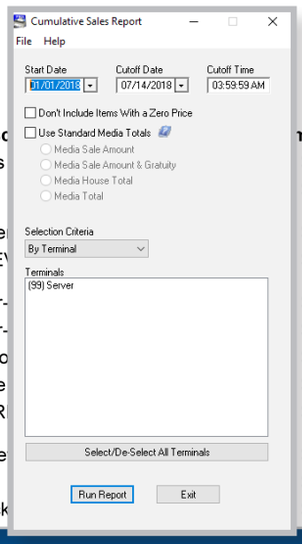

Cumulative Sales Report

From 01/01/18, up to 07/14/18 03:59:59am, All Terminals

	07/14/18		Week of 5/07			Jun 12			Year of 2018		
Desc	mount	% Tot	Units	Amount	% Tot	Units	Amount	% Tot	Units	Amount	% Tot
thurs	$0.00	0.00	0	$0.00	0.00	0	$0.00	0.00	0	$0.00	0.00
	$0.00	0.00	0	$0.00	0.00	0	$0.00	0.00	0	$0.00	0.00
Beve	$0.00	0.00	0	$0.00	0.00	0	$0.00	0.00	4284	$6,819.66	4.22
BE	$0.00	0.00	0	$0.00	0.00	0	$0.00	0.00	4284	$6,819.66	4.22
Beer-	$0.00	0.00	0	$0.00	0.00	0	$0.00	0.00	4535	$10,983.00	6.79
Beer-	$0.00	0.00	18	$138.50	70.48	0	$0.00	0.00	3381	$7,015.22	4.34
Liquo	$0.00	0.00	7	$33.00	16.79	0	$0.00	0.00	6262	$18,396.18	11.38
Wine	$0.00	0.00	0	$0.00	0.00	0	$0.00	0.00	1560	$9,897.10	6.12
DR	$0.00	0.00	25	$171.50	87.28	0	$0.00	0.00	15738	$46,291.50	28.63
Appe	$0.00	0.00	3	$25.00	12.72	0	$0.00	0.00	2038	$9,437.11	5.84
Bar	$0.00	0.00	0	$0.00	0.00	0	$0.00	0.00	476	$670.00	0.41
Chick	$0.00	0.00	0	$0.00	0.00	0	$0.00	0.00	1128	$13,553.98	8.38

Weekly Movement Report & Movement Report

Menu items sold by department for the last seven days are documented within the Weekly Movement Report. The Movement Report shows all items sold based on the time span you specify. Items can be easily tracked by minute, hour, day, week, month or year. For example, a movement report can be generated to track beverages sold in a week, appetizers sold in a day or liquor sold in a month.

Future POS Restaurant

Weekly Movement Report

Week of 07/01/18, cutoff at 07/11/18 05:00am

	Sun 07/01/18		Mon 07/02/18		Tue 07/03/18		Wed 07/04/18		Thu 07/05/18		Fri 07/06/18		Sat 07/07/18		Week's Totals	
Description	**Units**	**Amount**	**Units**	**Amount**	**Units**	**Amount**	**Units**	**Amount**	**Units**	**Amount**	**Units**	**Amount**	**Units**	**Amount**	**Units**	**Amount**
Appetizers																
Applesauce	0	$0.00	0	$0.00	0	$0.00	0	$0.00	1	$2.50	0	$0.00	0	$0.00	1	$2.50
Artichoke Hearts	1	$8.75	1	$8.75	2	$17.50	0	$0.00	3	$17.25	1	$8.75	0	$0.00	8	$61.00
Baked Potato	0	$0.00	1	$2.50	0	$0.00	0	$0.00	0	$0.00	0	$0.00	0	$0.00	1	$2.50
Beans & Greens	1	$0.00	0	$0.00	1	$6.50	0	$0.00	1	$6.50	1	$6.50	1	$6.50	5	$26.00
Bowl Dressing	2	$0.00	0	$0.00	0	$0.00	0	$0.00	0	$0.00	0	$0.00	0	$0.00	2	$0.00
Bowl Minestrone	0	$0.00	0	$0.00	1	$4.25	0	$0.00	1	$4.25	0	$0.00	1	$4.25	3	$12.75
Bowl Pasta Fajioli	0	$0.00	0	$0.00	1	$2.35	0	$0.00	1	$4.25	0	$0.00	3	$12.75	5	$19.35
Bowl Wedding	1	$4.50	1	$4.50	2	$4.50	0	$0.00	1	$4.50	0	$0.00	3	$13.50	8	$31.50
Cheese Sticks	1	$5.50	1	$5.50	2	$11.00	0	$0.00	0	$0.00	0	$0.00	3	$16.50	7	$38.50
Cole Slaw	0	$0.00	0	$0.00	0	$0.00	0	$0.00	0	$0.00	1	$2.50	0	$0.00	1	$2.50
Cup Minestrone	1	$3.25	2	$3.25	4	$13.00	0	$0.00	1	$3.25	0	$0.00	0	$0.00	8	$22.75
Cup Pasta Fajioli	0	$0.00	1	$3.25	2	$6.50	0	$0.00	2	$6.50	1	$3.25	2	$6.50	8	$26.00
Cup Wedding	8	$28.00	1	$3.50	4	$13.00	0	$0.00	6	$21.00	7	$24.50	14	$45.50	40	$135.50
FF w/Meat Sce	0	$0.00	0	$0.00	0	$0.00	0	$0.00	0	$0.00	1	$5.75	0	$0.00	1	$5.75
Fried Ravioli	0	$0.00	2	$0.00	0	$0.00	0	$0.00	0	$0.00	0	$0.00	0	$0.00	2	$0.00
Garlic Bread	0	$0.00	0	$0.00	1	$2.75	0	$0.00	0	$0.00	0	$0.00	0	$0.00	1	$2.75
Hlf Zucchini	0	$0.00	2	$11.00	1	$5.50	0	$0.00	0	$0.00	0	$0.00	1	$5.50	4	$22.00
Italian Greens	1	$0.00	0	$0.00	1	$6.25	0	$0.00	0	$0.00	0	$0.00	3	$18.75	5	$25.00
Mushrooms	1	$9.75	5	$34.00	4	$21.55	0	$0.00	1	$0.00	1	$9.75	4	$37.20	16	$112.25
Mushrooms/Hlf	0	$0.00	3	$22.50	2	$15.00	0	$0.00	1	$1.10	0	$0.00	0	$0.00	6	$38.60

Future POS Restaurant

Movement Report

From 07/13/18 04:00am To 07/14/18 03:49 am, By Hour, All Terminals

Item/Desc/Dept	Hour	Qty	Amount	Hour	Qty	Amount	Hour	Qty	Amount
ALC-COTTAGE CHZ	07/13 05am	0	$0.00	07/13 06am	0	$0.00	07/13 07am	0	$0.00
Cottage Cheese	07/13 08am	0	$0.00	07/13 09am	0	$0.00	07/13 10am	0	$0.00
Appetizers	07/13 11am	0	$0.00	07/13 12pm	0	$0.00	07/13 01pm	0	$0.00
	07/13 02pm	0	$0.00	07/13 03pm	0	$0.00	07/13 04pm	0	$0.00
	07/13 05pm	0	$0.00	07/13 06pm	1	$2.50	07/13 07pm	0	$0.00
	07/13 08pm	0	$0.00	07/13 09pm	0	$0.00	07/13 10pm	0	$0.00
	07/13 11pm	0	$0.00	07/14 12am	0	$0.00	07/14 01am	0	$0.00
	07/14 02am	0	$0.00	07/14 03am	0	$0.00	07/14 04am	0	$0.00
							Item Total	1	$2.50
ALC-SIDE FRIES	07/13 05am	0	$0.00	07/13 06am	0	$0.00	07/13 07am	0	$0.00
Side Fries	07/13 08am	0	$0.00	07/13 09am	0	$0.00	07/13 10am	0	$0.00
Appetizers	07/13 11am	0	$0.00	07/13 12pm	2	$5.00	07/13 01pm	0	$0.00
	07/13 02pm	0	$0.00	07/13 03pm	0	$0.00	07/13 04pm	0	$0.00
	07/13 05pm	0	$0.00	07/13 06pm	0	$0.00	07/13 07pm	0	$0.00
	07/13 08pm	0	$0.00	07/13 09pm	0	$0.00	07/13 10pm	0	$0.00
	07/13 11pm	0	$0.00	07/14 12am	0	$0.00	07/14 01am	0	$0.00
	07/14 02am	0	$0.00	07/14 03am	0	$0.00	07/14 04am	0	$0.00
							Item Total	2	$5.00

Item Costing

The Item Costing Report breaks down your actual cost for each item compared to the retail price sold within a department. You can then effectively analyze each item's profit margin, as well as the profit of the department in general.

Future POS Restaurant
Item Costing Report

From 07/13/18 04:00:00am to 07/14/18 03:59:59am

Item Number	Description	Qty Sold	Cost	Tot Cost	Retail	Tot Retl	% Cost	% Dpt Tot	% Tot Sls
Group: Beverages	Dept: B-Liquor								
LIQ-BOU-BOOKERS UP	Bookers UP	1	$3.0600	$3.06	$12.75	$11.94	25.63	0.83	0.83
LIQ-BOU-JIM BEAM	Jim Beam	4	$1.1700	$4.68	$4.50	$17.44	26.83	1.21	1.21
LIQ-BOU-JIM BEAM RX	Jim Beam RX	7	$1.3800	$9.66	$5.50	$38.50	25.09	2.68	2.68
LIQ-BOU-KNOB CREEK RX	Knob Creek RX	8	$2.1300	$17.04	$8.50	$66.38	25.67	4.61	4.61
LIQ-BOU-MAKERS MARK	Makers Mark	4	$1.4300	$5.72	$5.50	$21.65	26.42	1.51	1.51
LIQ-BOU-MAKERS MARK RX	Makers Mark RX	24	$1.6300	$39.12	$6.50	$155.18	25.21	10.79	10.79
LIQ-BOU-MAKERS MARK UP	Makers Mark UP	26	$1.6300	$42.38	$6.50	$168.18	25.20	11.69	11.69
LIQ-BOU-WILD TURKEY RX	Wild Turkey RX	3	$1.6300	$4.89	$6.50	$			
LIQ-COG-COURVOSIER UP	Courvosier UP	1	$2.0800	$2.08	$8.00				
LIQ-COG-EJ BRANDY UP	EJ Brandy UP	1	$1.3200	$1.32	$5.50				
LIQ-GIN-BEEFEATER RX	Beefeater RX	2	$1.7600	$3.52	$6.50	$			
LIQ-GIN-BEEFEATER UP	Beefeater UP	7	$2.1600	$15.12	$8.00	$			
LIQ-GIN-BOMBAY RX	Bombay RX	1	$1.7600	$1.76	$6.50				
LIQ-GIN-BOMBAY SAPH	Bombay Saph	5	$1.5600	$7.80	$6.25	$			
LIQ-GIN-BOMBAY SAPH RX	Bombay Saph RX	4	$1.9600	$7.84	$7.25	$			
LIQ-GIN-BOMBAY SAPH UP	Bombay Saph UP	11	$2.3600	$25.96	$8.75	$			
LIQ-GIN-BOMBAY UP	Bombay UP	7	$2.1600	$15.12	$8.00	$			
LIQ-GIN-GORDON	Gordon	4	$1.0600	$4.24	$4.25	$			
LIQ-GIN-GORDON RX	Gordon RX	10	$1.4200	$14.20	$5.25	$			
LIQ-GIN-GORDON UP	Gordon UP	2	$1.6200	$3.24	$6.00	$			
LIQ-GIN-TANQUEREY	Tanquerey	11	$1.3800	$15.18	$5.50	$			
LIQ-GIN-TANQUEREY RX	Tanquerey RX	65	$1.7600	$114.40	$6.50	$4			
LIQ-GIN-TANQUEREY UP	Tanquerey UP	11	$2.1600	$23.76	$8.00	$			
	Dept Totals	219		$382.09		$1,4			
	Group Totals	219		$382.09		$1,4			

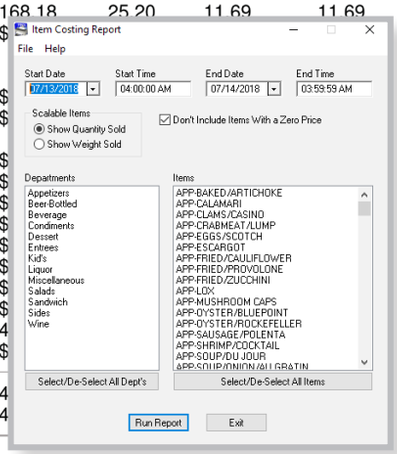

Beverage Ratio Report

The Beverage Ratio Report displays the number of guests served by each employee and compares it to the number of beverages (chargeable and non-chargeable) served. Industry averages show that 80% of customers order a chargeable beverage, making this report helpful to pinpoint staff performing above or below your criteria.

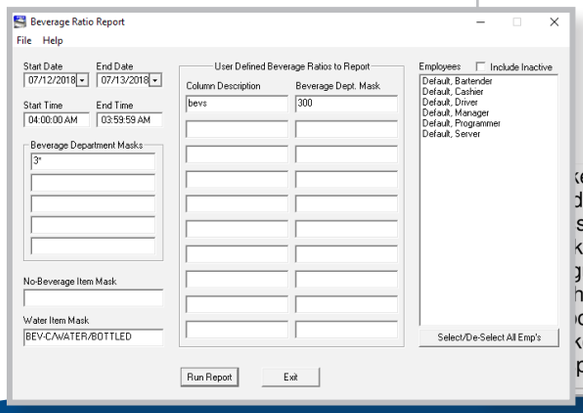

Future POS Restaurant
Beverage Ratio Report

From 07/12/18 04:00:00am to 07/13/18 03:59:59am

Name	Guests	Bev %	Water %	NoBev %	Grand Total
ke, Donald	500	70.00%	25.00%	5.00%	100.00%
ddock, Brian	756	75.93%	16.14%	7.94%	100.00%
sidy, Theresa	821	73.57%	19.49%	6.94%	100.00%
ke, Bobby	481	54.47%	26.61%	18.92%	100.00%
gusen, Clarice	451	73.61%	16.63%	9.76%	100.00%
hrie, Sam	560	85.71%	12.50%	1.79%	100.00%
orn, Norman	365	93.15%	4.66%	2.19%	100.00%
ker, May	487	82.14%	12.32%	5.54%	100.00%
putin, Peter	658	91.19%	7.60%	1.22%	100.00%

Reorder, Inventory Count & Food Costing Reports

The Reorder Report shows what ingredients need to be reordered based upon specifications you enter. The Inventory Count Sheet shows your current stock for each ingredient, with a manual inventory entry area to make efficient quantity adjustments. The Food Costing Report lists your actual cost of food or beverage (by department) and shows the variance. Opening inventory levels can be entered before generating the report and adjusted to actual counts when completed.

Future POS Restaurant

Reorder Report

Vendor	Vendor Phone	Department	Description			
MIKES FARM	(555)123-4567	400	Cheese	1 Cases	0 Packages	0.0000 Units
		400	Ketchup	2 Cases	0 Packages	0.0000 Units
		400	Lettuce	5 Cases	0 Packages	0.0000 Units
		400	Mustard	2 Cases	0 Packages	0.0000 Units
		400	Tomato	5 Cases	0 Packages	0.0000 Units

Future POS Restaurant

Inventory Count Sheets Report

Ingredient	Location	Inventory on File			Actual Inventory		
1102 ANCIEN P NOIR		0 Cases	3 Bottles	0.0000 Units	_____ Cases	_____ Bottles	_____ Units
1103 SCHUG PINOT NO		0 Cases	4 Bottles	0.0000 Units	_____ Cases	_____ Bottles	_____ Units
1110 JOEL GOTT ZIN		0 Cases	5 Bottles	0.0000 Units	_____ Cases	_____ Bottles	_____ Units
1111 SEGHESIO ZIN		0 Cases	3 Bottles	0.0000 Units	_____ Cases	_____ Bottles	_____ Units
1112 BONNY DOON ZIN		0 Cases	4 Bottles	0.0000 Units	_____ Cases	_____ Bottles	_____ Units
1113 COPPOLA CLARET		0 Cases	5 Bottles	0.0000 Units	_____ Cases	_____ Bottles	_____ Units
1116 LUNA MERLOT		0 Cases	3 Bottles	0.0000 Units	_____ Cases	_____ Bottles	_____ Units
1117 COPPOLA MERLOT		0 Cases	4 Bottles	0.0000 Units	_____ Cases	_____ Bottles	_____ Units
1119 FRANCISCAN MERL		0 Cases	5 Bottles	0.0000 Units	_____ Cases	_____ Bottles	_____ Units
1120 FOPPIANO P SIRA		0 Cases	3 Bottles	0.0000 Units	_____ Cases	_____ Bottles	_____ Units
1122 MATANZAS MERLOT		0 Cases	4 Bottles	0.0000 Units	_____ Cases	_____ Bottles	_____ Units
1125 LIBERTY SCHOOL		0 Cases	5 Bottles	0.0000 Units	_____ Cases	_____ Bottles	_____ Units
1129 MERRYVALE CAB		0 Cases	5 Bottles	0.0000 Units	_____ Cases	_____ Bottles	_____ Units

Future POS Restaurant

Food Costing Report

Dept/Ingredient	Cost / U of M	Units / U of M	Cost / Unit	Ideal Units	Ideal Cost	Actual Units	Actual Cost	Variance
B-WINE-B-Wine								
1102 Ancien Pinot Noir	$295.92	12.0000	$24.6600	1.0000	$24.66	1.0000	$24.66	$0.00
1103 Schug Pinot Noir	$186.60	12.0000	$15.5500	3.0000	$46.65	3.0000	$46.65	$0.00
1110 Joel Gott Zin	$267.60	12.0000	$22.3000	4.0000	$89.20	4.0000	$89.20	$0.00
1111 Seghesio Zin	$160.68	12.0000	$13.3900	1.0000	$13.39	2.0000	$26.78	$13.39
1112 Bonny Doon Zin	$204.00	12.0000	$17.0000	2.0000	$34.00	2.0000	$34.00	$0.00
1113 Coppola Claret	$224.88	12.0000	$18.7400	5.0000	$93.70	5.0000	$93.70	$0.00
1116 Luna Merlot	$275.76	12.0000	$22.9800	3.0000	$68.94	3.0000	$68.94	$0.00
1117 375 Coppola Merlot	$72.00	12.0000	$6.0000	4.0000	$24.00	4.0000	$24.00	$0.00
1119 Franciscan merlot	$158.88	12.0000	$13.2400	5.0000	$66.20	4.0000	$52.96	-$13.24
1120 Foppiano P Sirah	$186.60	12.0000	$15.5500	3.0000	$46.65	3.0000	$46.65	$0.00
1122 Matanzas merlot	$300.00	12.0000	$25.0000	4.0000	$100.00	5.0000	$125.00	$25.00
1125 Liberty School Cab	$144.00	12.0000	$12.0000	5.0000	$60.00	5.0000	$60.00	$0.00
1129 Merryvale Cab 375 ml	$131.76	12.0000	$10.9800	5.0000	$54.90	4.0000	$43.92	-$10.98
Totals					$722.29		$736.46	$14.17
Grand Totals					$722.29		$736.46	$14.17

Item Prep Time Report

The Item Prep Time Report delivers the minimum, maximum and average time it takes to prepare the items requested in the report criteria. You can generate this report from the expo terminal. This information is useful for determining which items take the longest to prepare, why ticket times are taking long in the kitchen and much more. Closed checks can also be printed through this report.

Future POS Restaurant

Item Prep Time Report

From 01/01/18 04:00:00am To 07/13/18 03:59:59am

Item	Description	Qty Prep	Min Time	Max Time	Average
APP-MUSHROOM CAPS	Broiled Mushroom Caps	70	1:05	1:05	0
LIQ-WILD TURKEY	Wild Turkey	72	6	6	0
WIN-GLS/ZINF/FOLIE A DUEX	Zinfandel - Folie A Duex	79	1:15	1:15	0
BEE-BTL/SMIRNOFF ICE	Smirnoff Ice	94	5	5	0
CON-DRS/HONEY MUSTRD	Honey Mustard Dressing	75	8	8	0
LQ-MARTINI/VOD/SKYY	Martini Vodka - Skyy	99	49	49	0
LIQ-JOHNNY WALKER/RED	Johnny Walker Red	80	1:08	1:08	0
CON-FSH/PREP/4/BLACKENED	Fish Prep - Blackened	85	38	38	0
CON-LIQ/GARN/ONION	w/Onion	96	1:26	1:26	0
CON-SAL/X/CHS/SWISS	Add Swiss Cheese	59	11	11	0
CON-POT/3/CHEESE	Potato - Cheese	82	10	10	0
CON-SAL/X/CHKN	Add Chicken	90	1:13	1:13	0
WIN-GLS/LT/PINOT/GRIGIO	Wine- La Terre - Pinot Grigio	61	1:19	1:19	1
CON-SAN/N/VEG/PEPPER/RED	Without Roasted Red Pepper	36	56	56	1
LIQ-HENNESSEY	Hennessey	49	52	52	1
CON-SAN/P/SIDE/BUN	Bun On The Side	46	17	46	1
CON-SAL/X/CHS/AMERICAN	Add American Cheese	15	26	26	1
MIX-RUSSIAN QUALUDE	Russian Qualude	109	2	2:07	1
LQ-MARTINI/GIN/BEEFEATER	Martini Gin - Beefeater	83	1:41	1:41	1
ENT-STK/STRIP/PETITE	Petite Strip	33	43	43	1
CON-SAN/W/DRS/ITALIAN	With Italian Dressing	41	57	57	1
SAN-CHKN/SMOTHERED	Smothered Chicken Sandwich	53			
MIX-SEX ON THE BEACH	Sex on the Beach	95			
SID-ENT/9/NO SIDE	Entree-No Salad	128			
CON-SAN/W/DRS/SAUCE/COCKTAIL	With Cocktail Sauce	195			
CON-PAS/2/SAUCE	Pasta - Sauce	67			
MIX-SLIPPERY NIPPLE	Slippery Nipple	80			
WIN-BTL/CAB/OBERON	Cabernet - Oberon	87			
WIN-BTL/CHARD/ST CLEMENT	Chardonnay - St. Clement	94			
CON-SAL/X/CHS/PROVO	Add Provolone Cheese	110			
LIQ-SEAGRAM/7	Seagram's 7	135			
MIX-BLUE WHALE	Blue Whale	136			
LIQ-SAMBUCA ROMANA	Sambuca Romana	49			
CON-SAL/N/CHS/SWISS	Without Swiss Cheese	113	2:11	2:58	2
LIQ-MARTI/MOTITO	Marti - Motito	21	53	53	2
WIN-BTL/SPRK/DOM PERIGNON	Dom Perignon	94	3:25	3:25	2
CON-SAN/P/SIDE/SAUCE	Sauce On The Side	84	2:57	2:57	2
ENT-SEA/SWORDFISH	Fresh Swordfish	122	1:17	4:35	2
ENT-SEA/ORNG ROUGHY/BROILED	Broiled Orange Roughy	91	3:11	3:11	2
MIX-MAI TAI	Mai Tai	19	44	44	2

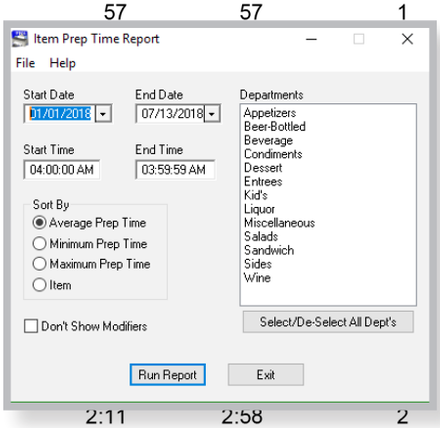

Customer Charge Invoicing & Layout

You can easily print customer statements to send to your house account customers. The entire upper portion of the statement can be formatted to suit your needs (items can be rearranged, typefaces can be changed, your company logo can be added, etc.). These statements can be run with a specified cut-off date, a request for minimum payment and more.

Account Statement

FuturePOS

Total is DUE UPON RECEIPT

Anderson, Bill
4187 Maple Avenue
Cleveland, Ohio 44113

Total DUE:
$95.96

Invoice #**20**

Date	Transaction		Amount	Balance
06/30/18	Previous Balance		$32.17	$0.00
07/10/18	Charge, TERMINAL4, Chk# 3797		$31.57	$63.74
	1 Omelet of the Day	$13.00		
	1 Hot Tea	$1.95		
	1 Quiche Lorraine	$9.00		
	Subtotal:	$23.95		
	Tax:	$1.62		
	Gratuity	$0.00		
	Amt Due:	$25.57		
07/10/18	Charge, TERMINAL4, Chk# 4174		$32.22	
	1 GL S Blanc	$8.00		
	1 Sm Chopped Salad	$5.50		
	No Tortilla Chips	$0.00		
	1 Four Seasons Pizza	$12.00		
	White Dough	$0.00		
	Subtotal:	$25.50		
	Tax:	$1.72		
	Gratuity	$0.00		
	Amt Due:	$27.22		

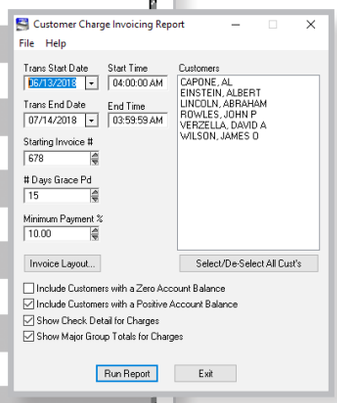

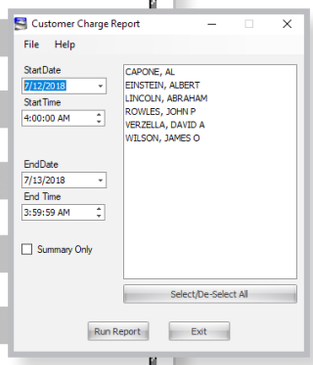

Top/Bottom Movers Report

Menu items sold by quantity or by dollar amount sold in a specific time frame are found on the Top/Bottom Movers Report. You can then analyze what items are selling well or poorly, and you can identify which items are creating the greatest or least profit.

Future POS Restaurant

Top/Bottom Movers Report

From 01/01/18 04:00am To 07/13/18 04:59am

Top Movers

Item	Description	Last Sold	Count	Amount
DFT-G/YUENGLING	Gls Yuengling	02/07/2018	17	$29.20
BEV-H/COFFEE	Coffee	02/07/2018	14	$
SPE-L/QL/CHICKEN SALAD SAND/SOUP	Chk Sal Sand/Soup	02/07/2018	9	$
SPE-L/MIN/MINI CICERO/SOUP	Mini Cicero/Soup	02/07/2018	8	$
BEV-C/ICED TEA	Iced Tea	02/07/2018	7	$

Bottom Movers

Item	Description	Last Sold	Count	An
ALC-COTTAGE CHZ	Cottage Cheese	02/07/2018	1	
APP-MUSHROOMS	Mushrooms	02/07/2018	1	
APP-MUSHROOMS/HLF	Mushrooms/Hlf	02/07/2018	1	
APP-STUFFED PEPPERS	Stuffed Peppers	02/07/2018	1	
APP-SUP/B/PASTA FAJIOLI	Bowl Pasta Fajioli	02/07/2018	1	
APP-WATER CHESTNUTS	Water Chestnuts	02/07/2018	1	

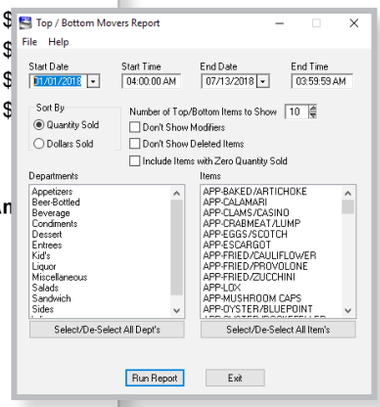

Discounts Report

This report lists each available discount by department, and it allows you to analyze what discounts are being applied, as well as the quantities, amounts and reasons.

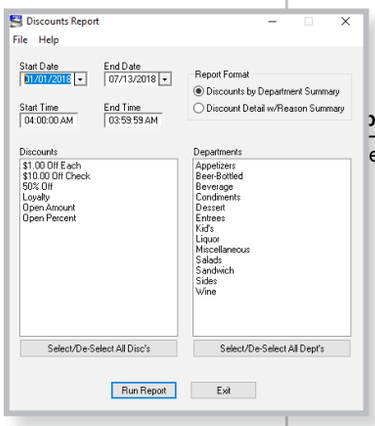

Future POS Restaurant

Discounts by Department

From 01/01/18 04:00am To 07/13/18 03:59am, All Disc's, All Dept's

partment	Major Group	Discount	Qty	Amount
erage	BEVERAGE			
		Manager Comp	56	$100.80
		Open Percent	14	$4.05
		Open Amount	421	$723.11
		Open-10%	26	$4.68
		Rewards	32	$57.60
		Frequent Diner	3	$5.40
		Promo Total	552	$895.64
		Dissatisfied Total	0	$0.00
		Dept Total	552	$895.64
Beer-Bottled	DRINKS			
		Manager Comp	47	$138.50
		Rewards	4	$9.80

Voided Items Report

The Voided Items Report shows a listing of all items that have been voided within a specified time frame. The reason why the void occurred is included in the report – this information helps to identify which servers are making mistakes, the number of voided items or mistakes made, as well as what items were sent back and why.

Future POS Restaurant

Voided Items Report

From 07/13/18 04:00am To 07/14/18 03:59 am

Date	Time	Check#	Item	Reason	Emp	VEmp	Qty	Amount
07/13/18	12:22pm	026817	APP-SUP/C/WEDDING	Misfire	7596	8959	1	$3.50
07/13/18	12:22pm	026817	ALC-SIDE FRIES	Misfire	7596	8959	1	$2.50
07/13/18	12:21pm	026882	APP-ZUCCHINI/HLF	Misfire	7277	9055	1	$5.50
07/13/18	12:21pm	026882	CON-AS APP	Misfire	7277	9055	1	$0.00
07/13/18	02:52pm	026914	SAL-M/CHICKEN	Misfire	8228	8959	1	$8.50
07/13/18	07:56pm	026955	LIQ-G/GIN	Misfire	7277	6856	1	$3.50
07/13/18	07:56pm	026955	CON-LIQ/MIX/SD/TONIC	Misfire	7277	6856	1	$0.00
07/13/18	08:48pm	026968	BAR-JUMBO WINGS	Bad Food	3722	6856	6	$3.00
07/14/18	04:35pm	027847	CON-LIQ/MIX/SD/PEPSI-DIET	Misfire	5555	6856	1	$0.00

Reason Code Summary

Reason Code	Qty	
Misfire	18	
Bad Food	14	
Totals	32	$54.65

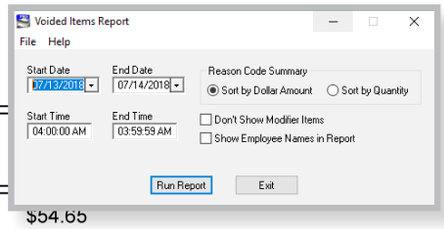

Paid Out Report

The Paid Out Report shows all cash pay outs for a specified time period, as well as a subtotal or expense total. The reason field allows you to document why the pay out was made.

Future POS Restaurant

Paid Out Report

From 07/12/18 04:00am To 07/13/18 03:59am

Date	Time	Reason	Emp	Amount
07/12/18	10:30am	Liquor	8959	$21.23
07/12/18	11:03am	Misc	8959	$28.62
07/12/18	10:38am	Supplies	9055	$14.76
07/13/18	10:55am	Food	9055	$1.98
07/13/18	01:29am	Music	8423	$120.00

Reason Code Summary

Reason Code	Qty	Amount
Music	9	$1,810.00
Misc	2	$338.62
Liquor	7	$338.44
Supplies	3	$98.37
Food	4	$31.01
Totals	28	$2,670.44

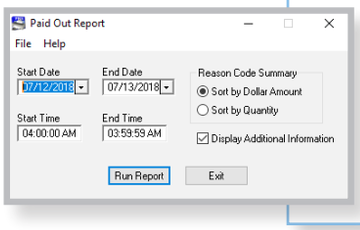

Revenue Center Sales Report

The Revenue Center Sales Report shows sales by area or revenue centers, such as bar, dining room or patio. One useful application for this report would be to run a departmental sales contest among your staff.

Future POS Restaurant

Revenue Center Sales Report

From 07/12/18 04:00:00am to 07/13/18 03:59:59am, All Terminals

Description	Units	Gross	Disc's	VAT Tax	Net	% Total
thurs after 9	0	$0.00	$0.00	$0.00	$0.00	0.00
	0	$0.00	$0.00	$0.00	$0.00	0.00
Beverage	36	$64.80	$5.40	$0.00	$59.40	5.11
BEVERAGE	36	$64.80	$5.40	$0.00	$59.40	5.11
Beer-Bottled	17	$39.50	$0.00	$0.00	$39.50	3.40
Beer-Draft	18	$32.70	$0.00	$0.00	$32.70	2.82
Liquor	7	$30.50	$0.00	$0.00	$30.50	2.63
Wine	9	$52.80	$0.00	$0.00	$52.80	4.55
DRINKS	51	$155.50	$0.00	$0.00	$155.50	13.39
Appetizers	20	$97.75	$11.75	$0.00	$86.00	7.41
Bar	0	$0.00	$0.00	$0.00	$0.00	0.00
Chicken	8	$110.75	$10.00	$0.00	$100.75	8.68
Dessert	5	$13.90	$0.00	$0.00	$13.90	1.20
Entrees	0	$0.00	$0.00	$0.00	$0.00	0.00
Kid's	0	$0.00	$0.00	$0.00	$0.00	0.00
Light	5	$59.75	$9.50	$0.00	$50.25	4.33
Lunch	2	$13.00	$0.00	$0.00	$13.00	1.12
Only At	0	$0.00	$0.00	$0.00	$0.00	0.00
Pasta	26	$257.75	$33.20	$0.00	$224.55	19.34
Salads	23	$164.50	$53.76	$0.00	$110.74	9.54
Sandwich	8	$54.35	$9.20	$0.00	$45.15	3.89
Seafood	2	$27.70	$0.00	$0.00	$27.70	2.39
Sides	0	$0.00	$0.00	$0.00	$0.00	0.00
Specials-Dinner	1	$11.95	$0.00	$0.00	$11.95	1.03
Specials-Lunch	40	$274.20	$77.75	$0.00	$196.45	16.92
Steaks	0	$0.00	$0.00	$0.00	$0.00	0.00
TAN	0	$0.00	$0.00	$0.00	$0.00	0.00
Veal	2	$26.75	$5.00	$0.00	$21.75	1.87
Wedga	1	$6.75	$0.00	$0.00	$6.75	0.58
FOOD	143	$1,119.10	$210.16	$0.00	$908.94	78.27
Condiments	76	$39.00	$6.00	$0.00	$33.00	2.84
Gift Certificate	0	$0.00	$0.00	$0.00	$0.00	0.00
Miscellaneous	2	$4.50	$0.00	$0.00	$4.50	0.39
MISC	78	$43.50	$6.00	$0.00	$37.50	3.23
Total Sales	308	$1,382.90	$221.56	$0.00	$1,161.34	100.00
Tax Total					$60.41	
Customer Payments	0				$0.00	
Due Rounding					$0.00	
Gift Cert Total	0				$0.00	
Gratuity					$0.00	
House Tips					$0.00	
ROA Total					$0.00	
To Go Surcharges					$0.00	
Zone Charges					$0.00	
-Paid Outs					-$49.85	
Total Accountable					$1,171.90	

Revenue Center	# Guests	Avg Guest	# Checks	Avg Check	FOOD	DRINKS	BEVERAGE	MISC		Total
Default	119	$9.76	86	$13.50	$908.94	$155.50	$59.40	$37.50	$0.00	$1,161.34
Totals	119	$9.76	86	$13.50	$908.94	$155.50	$59.40	$37.50	$0.00	$1,161.34

Labor vs. Sales Report

The Labor vs. Sales Report will break down sales, labor, wages and labor percentages by hour. It reports according to the period you request (day, week, month, etc.) and subtotals the labor by job code.

Future POS Restaurant

Labor vs Sales Report

From 07/12/18 to 07/13/18

Time	Sales	% Tot	Reg	OT	Wages	% Tot	Lab/Sales	# Guests	Avg Check	Avg Guest
5a-6a			0.01						$0.00	$0.00
6a-7a			0.27		$2.23	0.15			$0.00	$0.00
7a-8a			1.01		$8.10	0.55			$0.00	$0.00
8a-9a			4.17		$35.36	2.39			$0.00	$0.00
9a-10a			8.00		$68.00	4.59			$0.00	$0.00
10a-11a			11.26	0.96	$98.06	6.62			$0.00	$0.00
11a-12p	$18.40	0.52	17.84	2.40	$135.85	9.16	7.3832	2	$9.20	$9.20
12p-1p	$358.11	10.09	19.00	3.00	$142.00	9.58	0.3965	44	$11.55	$8.14
1p-2p	$531.64	14.98	17.21	2.77	$130.54	8.81	0.2455	52	$13.99	$10.22
2p-3p	$182.75	5.15	10.62	2.15	$78.40	5.29	0.4290	17	$15.23	$10.75
3p-4p	$111.60	3.14	7.84	2.00	$56.48	3.81	0.5061	7	$22.32	$15.94
4p-5p	$54.95	1.55	10.65	2.59	$84.47	5.70	1.5372	11	$5.50	$5.00
5p-6p	$276.95	7.80	17.87	4.00	$133.33	8.99	0.4814	30	$14.58	$9.23
6p-7p	$498.75	14.05	18.00	4.00	$133.76	9.02	0.2682	44	$16.09	$11.34
7p-8p	$339.05	9.55	16.15	2.84	$108.50	7.32	0.3200	27	$17.84	$12.56
8p-9p	$332.92	9.38	14.07	2.00	$90.21	6.09	0.2710	19	$25.61	$17.52
9p-10p	$227.20	6.40	9.71	2.00	$65.07	4.39	0.2864	28	$8.41	$8.11
10p-11p	$337.70	9.51	6.40	2.00	$41.54	2.80	0.1230	32	$12.06	$10.55
11p-12p	$50.75	1.43	3.16	2.00	$19.01	1.28	0.3746	8	$6.34	$6.34
12a-1a	$200.10	5.64	3.00	2.00	$17.50	1.18	0.0875	15	$13.34	$13.34
1a-2a	$28.50	0.80	2.69	2.00	$15.54	1.05	0.5453	2	$14.25	$14.25
2a-3a			2.00	2.00	$11.00	0.74			$0.00	$0.00
3a-4a			1.17	2.00	$4.41	0.30			$0.00	$0.00
4a-5a			1.00	2.00	$3.00	0.20			$0.00	$0.00
Totals	$3,549.37	100	203.10	44.71	$1,482.36	100	0.4176	338	$13.65	$10.50

Labor by Job Code

Job Code	Reg	OT	Wages	% Tot
Bartender	27.29	0.00	$184.25	12.43
Bartenders	27.29	0.00	$184.25	12.43
Bussers	0.00	12.57	$139.36	9.40
Bussers	0.00	12.57	$139.36	9.40
Hostess	25.95	0.00	$201.05	13.56
Hostess	25.95	0.00	$201.05	13.56
Kitchen	84.01	0.00	$721.48	48.67
Kitchen	84.01	0.00	$721.48	48.67
Manager	7.71	0.00	$69.34	4.68
Managers	7.71	0.00	$69.34	4.68
Programmers	0.00	0.00	$0.00	0.00
Server	54.66	0.00	$166.88	11.26
Servers	54.66	0.00	$166.88	11.26
To Go	3.58	32.18	$0.00	0.00
To Go	3.58	32.18	$0.00	0.00

Gift Certificates Issued List

Gift cards from Future POS are a great way to build customer loyalty and increase revenue. When a customer purchases a gift card, you receive payment in advance of rendering the product or service. This keeps the customer coming through your door. Research shows that when a customers uses a gift card they spend an average of 45% more than the price of the gift card!

Future POS Restaurant
Gift Certificates Issued List

StoreID	Series	Number	Swipe	Issue	Issue	Issue Amt	Exp Date	Redeemed	Balance	Destroy	Destroy	From	To
	Old Paper	8379		07/12/18	09:22am	$25.00	None		$0.00		$25.00	N/A	
	Old Paper	8382		07/12/18	09:22am	$100.00	None		$0.00		$100.00	N/A	
	Old Paper	8383		07/12/18	09:22am	$25.00	None		$0.00		$25.00	N/A	
	Old Paper	8384		07/12/18	09:22am	$50.00	None		$0.00		$50.00	N/A	
	Old Paper	8385		07/13/18	09:22am	$50.00	None		$0.00		$50.00	N/A	
	Old Paper	8387		07/13/18	09:22am	$20.00	None		$0.00		$20.00	N/A	
	Old Paper	8388		07/13/18	09:22am	$20.00	None		$0.00		$20.00	N/A	
	Old Paper	8394		07/14/18	09:22am	$50.00	None		$50.00		$0.00	N/A	
	Old Paper	8395		07/14/18	09:22am	$50.00	None		$0.00		$50.00	N/A	
	Old Paper	8396		07/15/18	09:22am	$25.00	None		$0.00		$25.00	N/A	
	Old Paper	8397		07/15/18	11:03pm	$74.82	None		$25.18		$49.64	07/15/18 10:57pm	
		Series Totals				$18,383.74			$631.37				
	Plastic Cards	;:<>029810268?		07/12/18	09:23am	$50.00	None		$0.00		$50.00	N/A	
	Plastic Cards	;:<>029810269?		07/13/18	09:23am	$30.00	None		$0.00		$30.00	N/A	
	Plastic Cards	;:<>029810270?		07/13/18	09:23am	$150.00	None		$0.00		$150.00	07/16/18 12:31pm	
	Plastic Cards	;:<>029810271?		07/14/18	12:49pm	$50.00	None		$0.00		$50.00	N/A	
	Plastic Cards	;:<>029810272?		07/14/18	05:03pm	$25.00	None		$0.00		$25.00	N/A	
	Plastic Cards	;:<>029810273?		07/15/18	04:23pm	$50.00	None		$0.00		$50.00	N/A	
	Plastic Cards	;:<>029810274?		07/15/18	12:06pm	$150.00	None		$0.00		$150.00	N/A	
	Plastic Cards	;:<>029810275?		07/15/18	11:12am	$50.00	None		$0.00		$50.00	N/A	

Employee Timecard & Wage Reports

The Employee Timecard Report shows the clock-in and clock-out records, as well as the total hours worked during a specified time frame. Generally run each pay period, the Employee Wage Report displays hours worked by job code, tippable sales and declared tip percentage, in addition to the information from the Timecard Report.

Future POS Restaurant

Employee Timecard Report

From 07/01/18 04:00am To 07/07/18 03:59am, All Emp's

Employee	ID	Home Job Code	Class
Addison, Tyler	6856	Server	Server

Date	In	Job Code	Out	In	Job Code	Out	Ln Tot	Tot Hrs
Sun 07/01	04:51p	Server	09:10p				04.32	04.32
Mon 07/02	05:12p	Server	05:12p	05:12p	Hostess	10:35p	05.37	09.68
Tue 07/03	04:52p	Server	04:52p	04:52p	Hostess	09:35p	04.70	14.38
Wed 07/04	02:59p	Server	02:59p	02:59p	Hostess	09:40p	06.67	21.05
Sat 07/07	04:53p	Server	09:49p				04.93	25.98

Employee	ID	Home Job Code	Class
Baker, Suzanne	8228	Bartender	Bartender

Date	In	Job Code	Out	In	Job Code	Out	Ln Tot	Tot Hrs
Sun 07/01	10:31a	Bartender	03:55p				05.38	05.38
Mon 07/02	10:42a	Bartender	??:??	10:42a	Bartender	04:11p	05.48	10.87
Tue 07/03	10:45a	Bartender	??:??	10:45a	Bartender	04:02p	05.28	16.15
Fri 07/06	10:37a	Bartender	04:11p				05.57	21.72
Sat 07/07	10:33a	Bartender	03:24p				04.83	26.55

Future POS Restaurant

Employee Wage Report

For 8 Pds Ago Pay Period, All Emp's

Employee	ID	Job Code	Class	Pay Period
Addison, Tyler	6856	Server	Server	07/01/18 04:00:00am - 07/07/18 03:59:00am

Job Code	Tot Hrs	Meal	Reg Hrs	Reg Rate	OT Hrs	OT Rate	Gross Pay
Server	24.05		24.05	$3.00	00.00		
Hostess	29.00		29.00	$7.25	00.00	$	
TOTALS	53.05		53.05		00.00		

Tippable Sales	Decl Tips	Decl %
$1,310.64	$115.09	8.78%

Employee	ID	Job Code	Class	Pay Period
Baker, Suzanne	8228	Bartender	Bartender	07/01/18 04:00:

Job Code	Tot Hrs	Meal	Reg Hrs	Reg Rate	OT Hrs	OT	
Bartender	56.83		56.83	$6.50	00.00	$9.75	$369.42
TOTALS	56.83		56.83		00.00		$369.42

Tippable Sales	Decl Tips	Decl %
$1,186.65	$118.49	9.99%

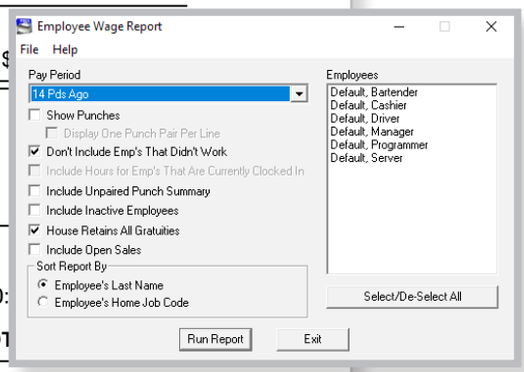

Schedule Maintenance

The Schedule Maintenance Report displays the employee schedule for each day, which is often printed and displayed for staff.

Future POS Restaurant
Schedule for Week of 07/08/18 to 7/14/18

Employee	Sunday 07/08/18	Monday 07/09/18	Tuesday 07/10/18	Wednesday 07/11/18	Thursday 07/12/18	Friday 07/13/18	Saturday 07/14/18	Notes
			10 am - 4 pm 10:00a - 04:00p	10 am - 4 pm 10:00a - 04:00p	10 am - 4 pm 10:00a - 04:00p	10 am - 4 pm 10:00a - 04:00p	10:00 -3 10:00a - 03:00p	
					6 - 11ish 06:00p - 11:30p	6 - 11ish 06:00p - 11:30p		
		9 - 5 09:00a - 05:00p	9 - 5 09:00a - 05:00p	9 - 5 09:00a - 05:00p	9 - 5 09:00a - 05:00p	9 - 5 09:00a - 05:00p		
Adams, Theresa		8-4 08:00a - 04:00p	8-4 08:00a - 04:00p		8-4 08:00a - 04:00p	8-4 08:00a - 04:00p	8-4 08:00a - 04:00p	
Addison, Tyler		10:00 -3 10:00a - 03:00p	10:00 -3 10:00a - 03:00p	9 bar 09:00a - 04:00p	10 bar 10:00a - 04:00p			
Ahmad, Albert		8-5 08:00a - 05:00p	8-5 08:00a - 05:00p	8-5 08:00a - 05:00p	8-5 08:00a - 05:00p	8-5 08:00a - 05:00p	8-5 08:00a - 05:00p	
Baker, Suzanne		11:00 -4 11:00a - 04:00p	10 bar 10:00a - 04:00p	10:00 -4 10:00a - 04:00p		10 bar 10:00a - 04:00p	10:30 -4 10:30a - 04:00p	
Brand, Jamie		8:30 08:30a - 05:00p		8:30 08:30a - 05:00p	8:30 08:30a - 05:00p	8:30 08:30a - 05:00p	8:30 08:30a - 05:00p	
Butler, Annie		6:00 train 06:00p - 11:00p		5:00 05:00p - 12:00a		5:00 05:00p - 12:00a	5:00 - CL 05:00p - 01:00a	
Curry, Edward			4-12 04:00p - 12:00a	5:30-1:00 05:30p - 01:00a	5:30-1:30 05:30p - 01:30a	5:30-1:30 05:30p - 01:30a	4-12 04:00p - 12:00a	
Damico, Mark		8-4 08:00a - 04:00p	10-9 10:00a - 09:00p	10-9 10:00a - 09:00p	10-9 10:00a - 09:00p	8-4 08:00a - 04:00p		
Duarte, Betty			5:00 05:00p - 12:30a					
Emerson, Gail		7:30-3:30 07:30a - 03:30p	7:30-3:30 07:30a - 03:30p	7:30-3:30 07:30a - 03:30p	7:30-3:30 07:30a - 03:30p		7:30 - 4 07:30a - 04:00p	
Garza, John		11-5 11:00a - 05:00p	10:00 -4 10:00a - 04:00p	10:00 -4 10:00a - 04:00p	10:00 -4 10:00a - 04:00p	11:00 -4 11:00a - 04:00p	9:30 -4 09:30a - 04:00p	
Greenwood, Robert		8-3:30 08:00a - 03:30p	8-3:30 08:00a - 03:30p	8-3:30 08:00a - 03:30p	8-3:30 08:00a - 03:30p			
Jones, Laura		6 - CL train 06:00p - 01:00a	5:00 05:00p - 12:00a		4:00 04:00p - 11:00p	3:30 03:30p - 11:00p	5:00 - CL 05:00p - 01:00a	
Kennedy, Ruth			4:00 04:00p - 11:00p		6:00 - CL 06:00p - 02:00a			
Nelson, Ida			pm hostess 05:00p - 12:00a					
Olds, Dean		6:00 - CL 06:00p - 02:00a	6:00 - CL 06:00p - 02:00a	6:00 - CL 06:00p - 02				
Robert, Philip			8-4 08:00a - 04:00p	8-4 08:00a - 04				
Robinson, Kathleen		4-11 04:00p - 11:00p	4-11 04:00p - 11:00p					
Scott, David		10:00 -4 10:00a - 04:00p						
Shaw, Don		4 -11 04:00p - 11:30p		4 -11 04:00p - 11				
Sherrill, Billie		4-Close 04:00p - 10:30p	4-Close 04:00p - 10:30p	4-Close 04:00p - 10				
Smith, Norma			4-Close 04:00p - 10:30p	4-Close 04:00p - 10				
Thacker, Vivian		4-Close 04:00p - 10:30p		4-Close 04:00p - 10				
Wingo, Dewey		pm hostess 05:00p - 12:00a				pm hostess 05:00p - 12:00a		

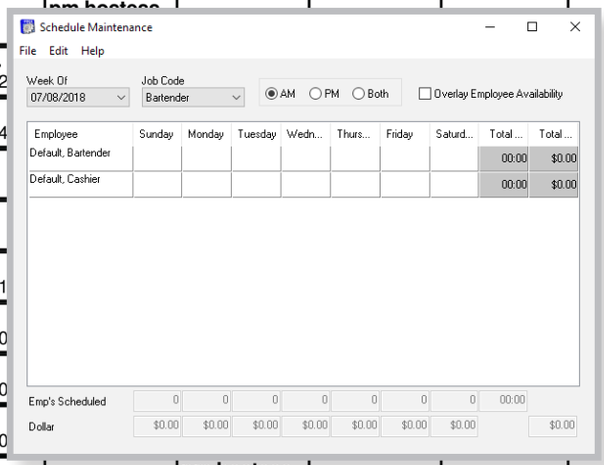

Sales Statistic & Sales by Serving Period Report

The Sales Statistic Report is an employee sales auditing report which can display average check sales, average guest sales, discounts, voids and tippable sales for the specified dates and times. You can select the employees you wish to include in the report in the Employees list box, and you can also select if you want to show check times in minutes or seconds in the Average Check Time section. Employees who are not currently employed can be included in the report. The Sales by Serving Period Report can be used to see the volume of sales by department broken down into hours of a day. This is useful in determining peak selling periods of the day to better staff your establishment for busy periods and to save labor costs during slow periods.

Future POS Restaurant

Sales Statistics Report

From 07/12/18 04:00am to 07/13/18 03:39am

Employee	Tot Chks	#Chks	#Gsts	Avg Chk	Avg Gst	Avg Mins	Coupons	Disc's	Voids	Tippable Sls	Total Cash Sales	Total Charge Sales	Chg Sales w/Tip	Cash Tips	Chg Tips	Tot Tips	Decl %	ToGo
Adams, Theresa	$0.00	123	0	$0.00	$0.00	8	$0.00	$0.00	$0.00	$0.00	$578.39	$126.45	$102.69	$0.00	$0.00	$0.00	0.00%	$0.00
Ahmad, Albert	$488.85	12	27	$40.73	$18.10	84	$0.00	$72.45	$0.00	$488.85	$12.31	$852.88	$469.12	$0.00	$105.45	$105.45	21.57%	$0.00
Brand, Jamie	$361.12	12	24	$30.09	$15.04	67	$0.00	$47.38	$1.50	$361.12	$343.25	$72.51	$57.93	$17.89	$11.00	$28.89	8.00%	$0.00
Curry, Edward	$374.32	11	27	$34.02	$13.86	78	$0.00	$43.53	$0.00	$374.32	$160.70	$233.07	$187.44	$0.00	$41.94	$41.94	11.20%	$0.00
Duarte, Betty	$284.37	7	19	$40.62	$14.96	61	$0.00	$19.83	$0.00	$284.37	$137.99	$160.66	$160.66	$0.00	$32.00	$32.00	11.25%	$0.00
Garza, John	$268.00	9	18	$29.77	$14.88	69	$0.00	$51.25	$0.00	$268.00	$176.49	$141.69	$121.07	$0.00	$29.00	$29.00	10.82%	$0.00
Jones, Laura	$288.60	9	17	$32.06	$16.97	59	$0.00	$10.00	$0.00	$288.60	$61.06	$273.39	$273.39	$0.00	$52.80	$52.80	18.30%	$0.00
Olds, Dean	$555.10	22	145	$25.23	$3.82	56	$0.00	$18.50	$0.00	$554.88	$73.25	$135.01	$135.01	$0.00	$49.00	$49.00	8.83%	$0.00
Shaw, Don	$494.15	12	25	$41.17	$19.76	88	$0.00	$25.00	$0.00	$494.15	$68.17	$450.07	$236.51	$0.00	$46.00	$46.00	9.31%	$0.00
Smith, Norma	$577.30	7	33	$82.47	$17.49	86	$0.00	$0.00	$0.00	$577.30	$276.07	$332.09	$332.09	$0.00	$57.00	$57.00	9.87%	$0.00
Wingo, Dewey	$455.35	10	10	$45.53	$45.53	28	$0.00	$0.00	$0.00	$455.57	$38.95	$69.19	$69.19	$7.00	$29.75	$36.75	8.07%	$0.00
To Go,	$2.75	4	4	$0.68	$0.68	107	$0.00	$63.45	$0.00	$0.00	$2.92	$0.00	$0.00	$0.00	$0.00	$0.00	0.00%	$2.75
Totals	$4,149.91	238	349	$17.43	$11.89	37	$0.00	$351.39	$1.50	$4,147.16	$1,929.55	$2,847.01	$2,145.10	$24.89	$453.94	$478.83	11.55%	$2.75

Future POS Restaurant

Sales by Serving Period Report

From 07/03/18 04:00am to 07/05/18 03:59am

Serving Period	Item	Description	Quantity	Amount
Dinner	ALC-GARLICBREAD	Garlic Bread	2	$5.50
	ALC-SIDE ZUCCHINI	Side Zucchini	1	$0.00
	APP-FRIED CHEESE STICKS	Cheese Sticks	1	$5.50
	APP-ITALIAN GREENS	Italian Greens	2	$6.25
	MUSHROOMS/HLF	Mushrooms/Hlf	1	$1.10
	STUFFED PEPPERS	Stuffed Peppers	3	$19.57
	SUP/C/PASTA FAJIOLI	Cup Pasta Fajioli	1	$3.25
	SUP/C/WEDDING	Cup Wedding	3	$10.50
	WATER CHESTNUTS	Water Chestnuts	1	$6.50
	C/DIET PEPSI	Diet Pepsi	1	$0.00
	C/GINGER ALE	GingerAle	2	$3.60
	C/ICED TEA	Iced Tea	14	$19.80
	C/LEMONADE	Lemonade	1	$1.80
	C/MOUNTAIN DEW	Mountain Dew	1	$1.80
	C/PEPSI	Pepsi	4	$7.20
	C/RASPBERRY TEA	Raspberry Tea	1	$0.00
	C/SODA	Soda	1	$1.80
	C/TONIC	Tonic	1	$1.80
	H/COFFEE	Coffee	10	$12.60
	H/HOT TEA	Hot Tea	1	$0.00
	H/MILK	Milk	1	$1.80
	COORS LIGHT	Btl Coors Light	3	$7.50

Employee Sales Report

The Employee Sales Report is used to track or display employee sales by department for a specific time frame. This handy report also displays average check amounts, total checks and the grand total per employee.

Future POS Restaurant

Employee Sales by Department Report

From 07/11/18 04:00am To 07/12/18 03:59 am, All Emp's, All Dept's

Employee Name	Department	Qty	Amount	Department	Qty	Amount	Total	Avg Chk	#Checks
Adams, Theresa	Appetizers	0	$0.00	Salads	1	$8.95	$97.50	$32.50	3
	Sandwich	0	$0.00	Dessert	0	$0.00			
	Entrees	0	$0.00	Kid's	0	$0.00			
	Sides	0	$0.00	Beer-Bottled	0	$0.00			
	Beer-Draft	0	$0.00	Wine	0	$0.00			
	Liquor	0	$0.00	Beverage	3	$5.40			
	Condiments	4	$3.00	Miscellaneous	1	$1.50			
	Specials-Dinner	1	$11.95	Lunch	0	$0.00			
	Bar	0	$0.00	Pasta	2	$25.45			
	Specials-Lunch	1	$3.50	thurs after 9	0	$0.00			
	TAN	0	$0.00	Chicken	2	$22.25			
	Veal	1	$15.50	Steaks	0	$0.00			
	Only At	0	$0.00	Light	0	$0.00			
	Seafood	0	$0.00	Gift Certificate	0	$0.00			
	Wedga	0	$0.00						
Brand, Jamie	Appetizers	3	$14.25	Salads	3	$22.45	$68.50	$8.56	8
	Sandwich	0	$0.00	Dessert	0	$0.00			
	Entrees	0	$0.00	Kid's	0	$0.			
	Sides	0	$0.00	Beer-Bottled	1	$2.			
	Beer-Draft	1	$2.00	Wine	0	$0.			
	Liquor	1	$4.75	Beverage	2	$3.			
	Condiments	5	$4.00	Miscellaneous	0	$0.			
	Specials-Dinner	0	$0.00	Lunch	0	$0.			
	Bar	0	$0.00	Pasta	0	$0.			
	Specials-Lunch	3	$14.95	thurs after 9	0	$0.			
	TAN	0	$0.00	Chicken	0	$0.			
	Veal	0	$0.00	Steaks	0	$0.			
	Only At	0	$0.00	Light	0	$0.			
	Seafood	0	$0.00	Gift Certificate	0	$0.			
	Wedga	0	$0.00						
Garza, John	Appetizers	1	$2.50	Salads	1	$3.			
	Sandwich	0	$0.00	Dessert	3	$7.			
	Entrees	0	$0.00	Kid's	0	$0.			
	Sides	0	$0.00	Beer-Bottled	0	$0.			
	Beer-Draft	0	$0.00	Wine	0	$0.			
	Liquor	2	$7.25	Beverage	1	$0.00			
	Condiments	1	$0.00	Miscellaneous	0	$0.00			
	Specials-Dinner	0	$0.00	Lunch	0	$0.00			
	Bar	0	$0.00	Pasta	1	$1.25			
	Specials-Lunch	0	$0.00	thurs after 9	0	$0.00			
	TAN	0	$0.00	Chicken	0	$0.00			
	Veal	0	$0.00	Steaks	0	$0.00			
	Only At	0	$0.00	Light	2	$20.70			
	Seafood	0	$0.00	Gift Certificate	0	$0.00			
	Wedga	0	$0.00						
Nelson, Ida	Appetizers	1	$6.75	Salads	2	$19.20	$178.90	$6.88	26
	Sandwich	0	$0.00	Dessert	0	$0.00			
	Entrees	0	$0.00	Kid's	0	$0.00			
	Sides	0	$0.00	Beer-Bottled	16	$37.00			
	Beer-Draft	16	$28.70	Wine	4	$22.80			
	Liquor	2	$6.50	Beverage	0	$0.00			

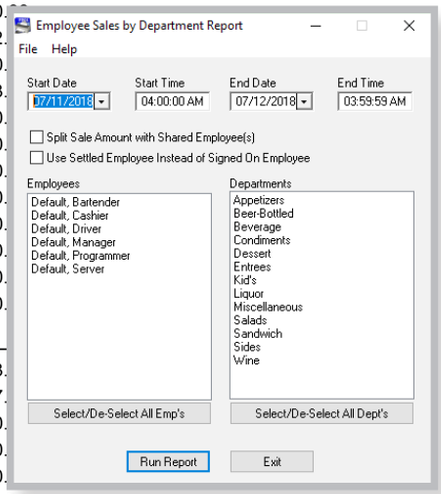

Employee Promotional Sales Report

The Employee Promotional Sales Report is used for running server contests. You can specify the contest period, employees participating for an individual product or an entire department.

Future POS Restaurant

Employee Promo Sales Report

01/01/18 04:00 am to 07/12/18 03:59am Numerous Dept's Numerous Items

Employee Name	Qty	Amount
Jones, Laura	3591	$17,646.57
Olds, Dean	6407	$17,159.98
Ahmad, Albert	3729	$16,353.83
Kennedy, Ruth	3031	$14,076.34
Adams, Theresa	5132	$12,622.85
Robinson, Kathleen	2160	$9,558.91
Wingo, Dewey	2161	$8,962.17
Emerson, Gail	1700	$8,795.31
Garza, John	1863	$8,702.78
Brand, Jamie	1756	$8,636.64
Butler, Annie	1771	$6,649.75
Curry, Edward	1288	$6,419.60
Robert, Philip	1467	$5,010.15
Sherrill, Billie	1327	$3,943.65
Addison, Tyler	858	$3,942.59
Soctt, David	773	$3,392.70

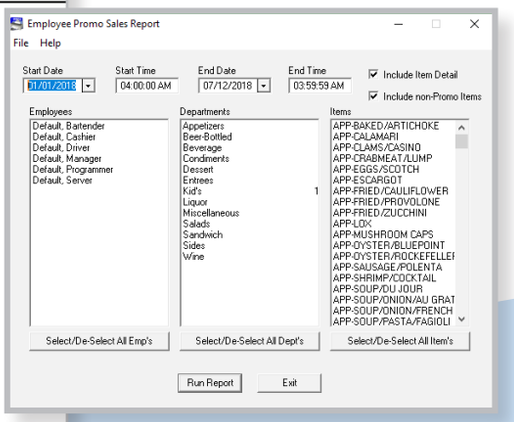

Activity Report

The Activity Report will search any specified activity (no-sales, voids, employee clock-in, etc.) and list them by date and time. Further details shown in the report are the names of the employee who performed the operation, the specified dollar amount (if applicable) and other pertinent data. Most of the activities listed in this report deal with "media," meaning these transactions will have an effect on the media totals.

Future POS Restaurant

Activity Report

From 07/13/18 04:00am To 07/14/18 03:59 am

Date	Time	Term	Employee	Supr	Check#	Data 1	Data 2	Description
07/13/18	05:00:00am	99	0000-Unknown	0000	000000	07/13/18	05:00:33am	Added Out Punch,
07/13/18	05:00:44am	99	0000-Unknown	0000	000000	07/13/18	05:00:33am	Added Out Punch,
			ohn	0000	000000	Keypad	0	Clock In
			Betty	0000	000000	Keypad	0	Clock In
			an	0000	000000	Keypad	0	Clock In
			BIllie	0000	000000	07/13/18	0	Clock In
			n	0000	000000	07/13/18	0	Bad Password Entered
			, Ruth	0000	000000	07/13/18	05:00:19am	Deleted an Out Punch, Emp 4109
			, Ruth	0000	000000	07/13/18	09:03:07am	Deleted an In Punch, Emp 4109
			, Ruth	0000	000000	07/13/18	05:00:17am	Deleted an Out Punch, Emp 4109
			, Ruth	0000	000000	07/13/18	09:39:53am	Deleted an In Punch, Emp 4109
			, Ruth	0000	000000	07/13/18	05:00:41am	Deleted an Out Punch, Emp 4109
			, Ruth	0000	000000	0	0	Sign Off
			, Ruth	0000	000000	Keypad	0	Sign On
			n	0000	000000	4109	0	Bad Password Entered
07/13/18	09:50:33am	99	4109-Kennedy, Ruth	0000	000000	$3.75	$3.50	Price Change - "BOT-G L ELLIOT NESS"
07/13/18	09:55:43am	99	4109-Kennedy, Ruth	0000	026806	0	52190010	New Sale -

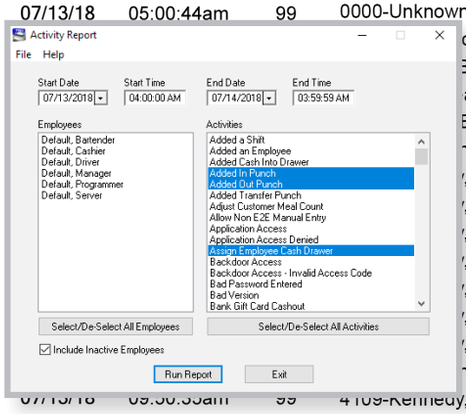

Electronic Journal Report

As the most powerful report available, the Electronic Journal Report serves as a way to view all details for a check. You can search for, find and print a specific check or multiple checks, as well as search for checks by criteria. For example, you may wish to find a particular sale by server, payment method or search within a certain time frame. When this report is complete, each check can be selected to view more details, including start and end dates, who started and settled the check, voids and discounts applied and much more. Closed checks can also be printed through this report.

Future POS Restaurant

Electronic Journal Report

From 07/13/18 04:00am To 07/14/18 03:59 am, All Employees

Check Start	Check End	Check#	Employee	Tbl	Custs	Amount	Media
07/13/18 11:34a	07/13/18 11:34a	026813	8228-Olds, Dean		1	$2.50	Cash
07/13/18 10:55a	07/13/18 11:48a	026809	0099-To Go,		1	$30.85	<Re-Opened Sale, New Sale Num 26831>
07/13/18 11:18a	07/13/18 11:57a	026810	0099-To Go,		1	$16.85	Cash
07/13/18 11:41a	07/13/18 12:05p	026814	7124-Curry, Edward	32	2	$25.65	Cash
07/13/18 12:06p	07/13/18 12:09p	026818	8228-Smith, Norma		1	$7.37	Cash
07/13/18 11:29a	07/13/1812:17p	026812	7124-Curry, Edward	43	0	$16.64	Cash
07/13/18 11:29a	07/13/1812:18p	026812	7124-Curry, Edward	43	0	$16.64	Cash
07/13/18 11:19a	07/13/18 12:20p	026812	7124-Curry, Edward	43	8	$15.11	Cash
07/13/18 11:29a	07/13/18 12:21p	026812	7124-Curry, Edward	43	0	$18.55	Cash
07/13/18 11:58a	07/13/18 12:37p	026816	7124-Curry, Edward	2	2	$0.00	
07/13/18 11:58a	07/13/18 12:38p	026816	7124-Curry, Edward	2	0	$13.25	Mastercard
07/13/18 12:03p	07/13/18 12:41p	026817	7596-Duarte, Betty	41	0	$21.78	Visa
07/13/18 11:28a	07/13/18 12:43p	026811	7124-Curry, Edward	40	0	$16.40	Cash
07/13/18 12:03p	07/13/18 12:03p	026817	7596-Durarte, Betty	41	0	$9.28	Cash
07/13/18 12:37p	07/13/18 12:45p	026824	7124-Curry, Edward	22	2	$6.89	Cash
07/13/18 11:28a	07/13/18 12:46p	026811	7124-Curry, Edward	40	5	$7.58	Visa
07/13/18 12:03p	07/13/18 12:46p	026817	7596-Duarte, Betty	41	0	$10.55	Visa
07/13/18 12:12p	07/13/18 12:49p	026820	9346-Ahmad, Albert	5	2	$17.44	Visa
07/13/18 10:40a	07/13/18 12:51p	026807	0099-To Go,		1	$33.02	Cash
07/13/18 10:41a	07/13/18 12:52p	026808	0099-To Go,		1	$74.15	<Re-Opened Sale, New Sale Num 26832>
07/13/18 12:03p	07/13/18 12:55p	026817	7596-Duarte, Betty	41	6	$7.37	Cash
07/13/18 12:10p	07/13/18 12:56p	026819	7596-Duarte, Betty	4			
07/13/18 12:29p	07/13/18 12:59p	026822	8228-Smith, Norma				
07/13/18 12:26p	07/13/18 12:26p	026821	7124-Curry, Edward	3			
07/13/18 12:26p	07/13/18 01:00p	026821	7124-Curry, Edward	3			
07/13/18 12:10p	07/13/18 01:01p	026819	7596-Duarte, Betty	4			
07/13/18 11:28a	07/13/18 01:03p	026811	7124-Curry, Edward	40			
07/13/18 12:37p	07/13/18 01:03p	026825	8228-Smith, Norma				
07/13/18 12:03p	07/13/18 01:06p	026817	7596-Duarte, Betty	41			
07/13/18 09:55a	07/13/18 01:06p	026806	4109-Adams, Theresa				
07/13/18 11:50a	07/13/18 01:22p	026815	0099-To Go,				
07/13/18 12:44p	07/13/18 01:32p	026828	7596-Duarte, Betty	21			
07/13/18 01:25p	07/13/18 01:32p	026829	8228-Smith, Norma				
07/13/18 12:44p	07/13/18 01:33p	026828	7596-Duarte, Betty	21			
07/13/18 01:34p	07/13/18 01:34p	026831	0099-To Go,				
07/13/18 01:34p	07/13/18 01:34p	026832	0099-To Go,				
07/13/18 12:43p	07/13/18 01:37p	026826	7596-Duarte, Betty	9			
07/13/18 12:44p	07/13/18 01:38p	026827	7596-Duarte, Betty	20			
07/13/18 01:38p	07/13/18 01:41p	026833	0099-To Go,				
07/13/18 01:40p	07/13/18 01:53p	026834	8228-Smith, Norma				
07/13/18 12:31p	07/13/18 01:58p	026823	8228-Smith, Norma				
07/13/18 01:30p	07/13/18 02:07p	026830	7596-Duarte, Betty	5	1	$9.28	Cash
07/13/18 02:09p	07/13/18 02:35p	026836	0099-To Go,		1	$4.51	Cash
07/13/18 01:54p	07/13/18 02:35p	026835	7596-Duarte, Betty	7	2	$8.37	Discover
07/13/18 02:29p	07/13/18 03:20p	026837	7596-Duarte, Betty	6	2	$17.17	Visa
07/13/18 03:51p	07/13/18 03:52p	026838	8228-Smith, Norma		1	$2.00	Cash
07/13/18 04:14p	07/13/18 04:19p	026842	9808-Jones, Laura		1	$1.60	Cash
07/13/18 04:25p	07/13/18 04:33p	026844	9808-Jones, Laura		1	$4.00	Cash
07/13/18 04:13p	07/13/18 04:33p	026841	0099-To Go,		1	$18.29	Cash
07/13/18 04:14p	07/13/18 04:54p	026843	9669-Emerson, Gail	3	2	$14.31	Cash

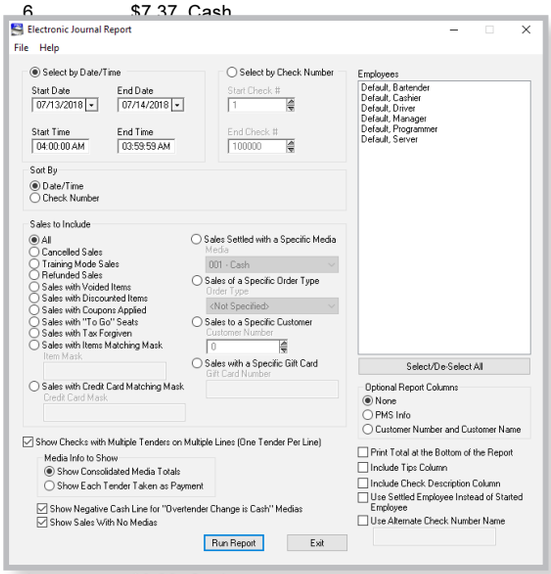

Customer Lists & Customer Loyalty

The Customer Loyalty Report is used to print a list of customers who match specified criteria. For example, you may want to create a list of customers who have spent more than $200.00 in that month. An extremely popular use for this feature is to create lists for direct mail or email promotions. The email can be sent directly from the Customer Loyalty Report, or from 3rd party services such as Constant Contact and iContact.

Future POS Restaurant

Customer List

Customer#	Last Name	First Name	Phone #	Address	Badge	Anniversary
000000101	AUSTIN	JARED	(987)568-5448	2682 Arron Smith Drive	;:7242712110238?	08/04/1901
000000102	BELISLE	RUTH	(987)675-6482	2483 Valley View Drive	102	09/21/2002
000000103	BIDDLE	SARAH	(987)512-0714	4603 Hickman Street	103	03/25/2008
000000104	BOSWELL	MARY	(987)723-7456	4432 Locust Street	104	05/08/1954
000000105	BRADLEY	BARBARA	(987)579-1537	4533 Elk Avenue	105	10/24/1992
000000106	BRILEY	BRADFORD	(987)778-8279	2865 Platinum Drive	106	
000000107	BUTTERS	ALICE	(987)532-3765	3775 Lena Lane	;:7242712110122?	08/18/1956
000000108	CAIN	GENE	(987)864-6708	3007 Findley Avenue	108	
000000110	CAMPER	JOSEPH	(987)678-7164	122 Burnside Avenue	110	11/26/1948
000000109	COCHRAN	NORMA	(987)421-2745	2055 Pringle Drive	109	11/26/1948
000000645	COX	JAMES	(987)883-9526	3568 Meadow Drive	;:7242712110246?	
000000111	CULP	MARY	(987)754-0744	3167 North Avenue	;:7242712110154?	08/19/1977
000000112	DAVIS	MELBA	(987)714-6214	3911 Barnes Avenue	;:7242712110127?	01/04/1976
000000113	EVANS	JEAN	(987)251-8026	1813 Ridenour Street	113	
000000114	FOLSE	JEFFERY	(987)241-8483	2299 Buck Drive	;:7242712110134?	
000000115	GABRIELSON	CAROLYN	(987)445-4484	3534 Abia Martin Drive	115	09/24/2005
000000020	GAGNON	BRUCE	(987)995-1578	3374 Lake Floyd Circle	20	
000000116	GINGRAS	ALISON	(987)830-7463	2895 Riverside Drive	116	07/24/2008
000000117	GRIFFITH	SAMANTHA	(987)417-5375	1359 Austin Secret Lane	117	05/16/2007
000000118	HALL	EMMA	(987)320-3906	149 Poplar Chase Lane	118	10/04/2004
000000119	JOHNSON	ANTHONY	(987)326-4360	4775 Terra Street	119	09/08/1979
000000120	JOHNSON	TAMERA	(987)851-4407	4850 Pinewood Drive	120	07/28/1973
000000121	JONES	JOSEPH	(987)487-7563	3580 Peaceful Lane	121	04/29/1969
000000122	KNIGHT	RICHARD	(987)974-4748	1239 Harvest Lane	122	11/03/1990
000000123	MARTIN	WILLIAM	(987)279-2550	2995 Griffin Street	123	07/12/1975
000000124	MCCLINTOCK	NORMA	(987)568-8346	4477 Pick Street	124	
000000125	MOORE	LEONEL	(987)467-1511	2252 Woodbridge Lane	125	11/15/1996
000000126	MORA	LINDA	(987)978-4645	3278 Holly Street	126	12/06/1969
000000127	MORENO	DONNA	(987)787-1682	597 University Drive	127	09/27/1901
000000128	MURPHY	ANDRE	(987)751-7533	3543 Highland Drive	128	
000000129	O'NEILL	JUANA	(987)242-0284	1598 Cardinal Lane	129	07/28/2001
000000130	OWENS	TONY	(987)299-3641	2170 Hill Haven Drive	130	09/03/2001
000000131	PAREDES	PATRICIA	(987)446-2753	2861 Andy Street	131	03/19/1982
000000132	PATTERSON	JAMAR	(987)809-6026	2259 Hill Street	132	07/02/1982
000000133	PELLHAM	DARLENE	(987)675-0601	880 Snyder Avenue	133	06/09/1990
000000134	ROLLINS	ROCHELLE	(987)764-2600	3194 Monroe Avenue	134	
000000135	ROSS	JACQUES	(987)899-7206	3922 Fieldcrest Road	135	06/30/2009
000000136	SANDERS	DOROTHY	(987)832-9614	4604 Old Dear Lane	136	
000000137	SCOTT	BEATRICE	(987)400-8671	770 Stuart Street	137	06/08/1985
000000138	SHELDON	APRIL	(987)366-6125	218 Diamond Cove	;:7242712110203?	10/04/1997
000000139	SILVERS	CHRISTY	(987)826-7682	4065 Richards Avenue	139	11/06/2009
000000140	SLOAN	DENNIS	(987)203-3405	4576 Lost Creek Road	;:7242712110221?	09/04/1976
000000142	SMITH	EDWARD	(987)408-2137	2 Hornor Avenue	142	
000000143	SOMERVILLE	MARY	(987)245-4584	2390 Charack Road	143	02/24/1979
000000145	TOW	KEENA	(987)377-1100	3361 East Avenue	145	06/12/1999
000000144	TYSON	VINCENT	(987)716-9364	3350 Wildwood Street	144	
000000642	WANG	JENNIFER	(987)450-0386	3009 Bubby Drive	;:7242712110255?	

Future POS Restaurant
Customer Loyalty

Customer #	Name	Address	City	ST	Zip Cd	Phone	Birthday	Email Addr
1	BAIL, RANDY	1927 Cottonwood Lane	Tyler	TX	76528	(654)237-4019	12/31/1947	RandyPBail@rhyta.com
2	BAKER, ROBERT	876 Tyler Avenue	Tyler	TX	76528	(654)369-0383	6/25/1951	RobertGBaker@gustr.com
3	BALL, ALLEN	3017 Trouser Leg Road	Tyler	TX	76528	(654)224-9889	11/6/1968	AllenMBall@armyspy.com
10	BELL, LORALEE	974 Strother Street	Tyler	TX	76528	(654)622-1131	4/27/1958	LoraleePBell@rhyta.com
27	BILLINGS, KRISTIN	1633 Davis Place	Tyler	TX	76528	(654)283-0492	11/13/1936	KristinHBillings@armyspy.com
70	BRANCH, ROBIN	3857 Fidler Drive	Tyler	TX	76528	(654)705-4228	5/14/1966	RobinGBranch@jourrapide.com
95	BROWN, DOUGLAS	2755 Eagle Street	Tyler	TX	76528	(654)329-6530	11/21/1987	DouglasMBrown@fleckens.hu
101	BROWN, JAMES	3045 August Lane	Tyler	TX	76528	(654)381-0394	10/7/1942	JamesPBrown@jourrapide.com
107	BROWN, RALPH	977 Lunetta Street	Tyler	TX	76528	(654)268-6238	2/2/1998	RalphDBrown@teleworm.us
111	BROWN, STEVEN	3283 Tully Street	Tyler	TX	76528	(654)727-1504	1/12/1946	StevenSBrown@teleworm.us
112	CARROLL, JESSICA	4889 Cecil Street	Tyler	TX	76528	(654)314-1735	8/16/1940	JessicaRCarroll@gustr.com
114	CERVANTES, WANDA	2648 Graystone Lakes	Tyler	TX	76528	(654)542-8125	3/17/1970	WandaECervantes@fleckens.hu
138	CHASTAIN, BRIDGET	2964 Round Table Drive	Tyler	TX	76528	(654)899-8027	2/25/1958	BridgetKChastain@rhyta.com
140	CHEN, ROBERT	2835 Conifer Drive	Tyler	TX	76528	(654)523-3864	2/25/1968	RobertEChen@einrot.com
149	CLAUSEN, GAIL	4220 Blair Court	Tyler	TX	76528	(654)433-2381	12/2/1980	GailVClausen@jourrapide.com
159	COMPTON, ANDREA	2044 Hanover Street	Tyler	TX	76528	(654)651-2323	9/24/1962	AndreaMCompton@einrot.com
162	CORREA, KATHERINE	220 Taylor Street	Tyler	TX	76528	(654)631-6255	11/17/1951	KatherineTCorrea@armyspy.com
165	COTE, ROBERTA	200 Hickory Street	Tyler	TX	76528	(654)792-		
172	CZERWINSKI, WILLIE	968 Hall Place	Tyler	TX	76528	(654)786-		
174	DYSON, ELIZABETH	162 Grant Street	Tyler	TX	76528	(654)856-		
177	ELWOOD, DIANE	4139 Hardesty Street	Tyler	TX	76528	(654)448-		
178	FOGG, GEORGE	1781 Lee Avenue	Tyler	TX	76528	(654)277-		
184	FRANCISCO, RACQUEL	1210 Spruce Drive	Tyler	TX	76528	(654)926-		
187	FREER, NANCY	841 Hinkle Deegan Lake Road	Tyler	TX	76528	(654)922-		
197	FULFORD, RAYMOND	741 Cherry Tree Drive	Tyler	TX	76528	(654)334-		
203	GALLIHER, CARLA	1952 Taylor Street	Tyler	TX	76528	(654)728-		
206	GRAHAM, ROSALIND	4928 Hershell Hollow Road	Tyler	TX	76528	(654)262-		
209	HAMILTON, OLIVE	2933 Lewis Street	Tyler	TX	76528	(654)897-		
211	HARDIN, HEIDI	307 Circle Drive	Tyler	TX	76528	(654)607-		
212	HEFFNER, SARAH	1207 Lady Bug Drive	Tyler	TX	76528	(654)964-		
213	HERRERA, FELISHA	2724 Edington Drive	Tyler	TX	76528	(654)781-		
216	HICKS, SHEREE	2846 Rockford Road	Tyler	TX	76528	(654)235-		
221	HINDS, KATHRYN	1229 Washington Avenue	Tyler	TX	76528	(654)932-		
223	HORTON, JOANNA	2223 North Street	Tyler	TX	76528	(654)275-		
240	ISON, NANCY	4483 Charter Street	Tyler	TX	76528	(654)707-		
245	ISSA, JOHN	841 Oakmound Drive	Tyler	TX	76528	(654)333-		
246	JOHNSTON, ROSEMARY	190 Ashford Drive	Tyler	TX	76528	(654)686-		
249	JORDAN, MELISSA	3435 Don Jackson Lane	Tyler	TX	76528	(654)234-		
262	KEEFE, DANIEL	2970 Oak Way	Tyler	TX	76528	(654)502-5981	6/26/1956	DanielRKeefe@cuvox.de
269	KENT, DAVID	267 Grant Street	Tyler	TX	76528	(654)858-2251	7/10/1947	DavidSKent@cuvox.de
271	KILGORE, MICHAEL	480 Post Farm Road	Tyler	TX	76528	(654)282-0927	6/2/1936	MichaelSKilgore@gustr.com
273	KLINE, DAVID	4052 Lilac Lane	Tyler	TX	76528	(654)572-6547	3/31/1964	DavidBKline@gustr.com
278	LONGORIA, BRIAN	1757 Caldwell Road	Tyler	TX	76528	(654)224-4523	12/24/1958	BrianRLongoria@teleworm.us
283	LOWRANCE, RAYMOND	4642 Villa Drive	Tyler	TX	76528	(654)296-5266	9/25/1932	RaymondLLowrance@superrito.com
286	MAGER, NATALIE	2258 Jail Drive	Tyler	TX	76528	(654)225-9927	1/14/1990	NatalieSMager@jourrapide.com
287	MARTINEZ, LLOYD	17 Davis Lane	Tyler	TX	76528	(654)268-4763	10/26/1948	LloydDMartinez@gustr.com
292	MARTINEZ, MONA	1311 Dogwood Lane	Tyler	TX	76528	(654)690-6254	5/5/1975	MonaRMartinez@cuvox.de
301	MCCOLLUM, CYNTHIA	1153 Matthews Street	Tyler	TX	76528	(654)633-5267	10/27/1991	CynthiaKMcCollum@superrito.com
302	MCCRAY, NINA	2451 Jerome Avenue	Tyler	TX	76528	(654)291-0741	2/2/1956	NinaAMcCray@cuvox.de
303	MCDOWELL, MEGAN	4902 Ottis Street	Tyler	TX	76528	(654)290-0235	11/29/1947	MeganBMcDowell@teleworm.us
313	MCLAWHORN, TIMOTHY	2273 Shinn Street	Tyler	TX	76528	(654)748-4517	9/1/1932	TimothyPMcLawhorn@fleckens.hu
315	MEDINA, CASEY	2111 Hilltop Street	Tyler	TX	76528	(654)669-6157	9/11/1940	CaseyEMedina@jourrapide.com
316	MILLER, MAYNARD	1770 Florence Street	Tyler	TX	76528	(654)525-4516	1/21/1977	MaynardBMiller@superrito.com
321	MISC, WALKOUTS					(000)000-0000	00/00/0000	
328	MOOREHEAD, AUDRA	4490 Ottis Street	Tyler	TX	76528	(654)317-8534	1/24/1962	AudraGMoorehead@teleworm.us
339	MOSIER, VERA	1980 Ridge Road	Tyler	TX	76528	(654)699-5762	10/13/1970	VeraLMosier@teleworm.us
341	NGUYEN, JOHNNIE	932 Rose Avenue	Tyler	TX	76528	(654)269-1011	9/28/1987	JohnnieMNguyen@gustr.com
361	NIELSON, SUE	2775 Hurry Street	Tyler	TX	76528	(654)310-9273	7/6/1971	SueMNielsen@cuvox.de
363	OWSLEY, HELEN	2021 Hamill Avenue	Tyler	TX	76528	(654)277-6963	5/22/1947	HelenTOwsley@rhyta.com
374	PARKER, DONALD	2453 Raccoon Run	Tyler	TX	76528	(654)935-7332	3/15/1960	DonaldDParker@dayrep.com
375	PHILLIPS, JONATHAN	343 Edsel Road	Tyler	TX	76528	(654)466-1667	2/24/1951	JonathanTPhillips@einrot.com
377	RAMIREZ, WILLIAM	298 Rinehart Road	Tyler	TX	76528	(654)375-4780	1/15/1973	WilliamHRamirez@cuvox.de
384	REDMOND, PATRICIA	4830 Carriage Lane	Tyler	TX	76528	(654)204-7445	11/17/1993	PatriciaLRedmond@teleworm.us
385	REEDER, JAMES	2310 Lewis Street	Tyler	TX	76528	(654)868-8219	7/24/1943	
387	REILLY, KENNETH	3868 Capitol Avenue	Tyler	TX	76528	(654)617-0122	12/20/1942	
388	RIVAS, SHIRLEY	2641 Lucky Duck Drive	Tyler	TX	76528	(654)920-8293	4/4/1934	
395	RIVERA, CLAYTON	2892 Skips Lane	Tyler	TX	76528	(654)-524-4108	7/13/1947	ClaytonPRivera@gustr.com
409	RIVERA, LINDA	2388 Hickman Street	Tyler	TX	76528	(654)494-8888	12/29/1936	LindaJRivera@dayrep.com

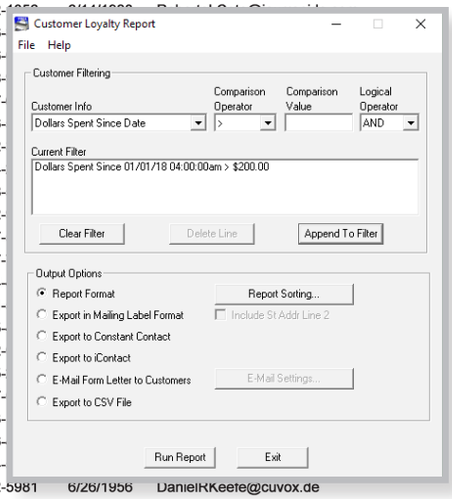

Sales Accountability Report

This report will show the payments, pickups and loans received by or assigned to an employee. This report can be broken down by start date/end date and by start time/end time. You can select the specific employees you want to include in the report in the Employees section, and you can also select Show Check Detail to see what was rung up during the sales.

Future POS Restaurant

Sales Accountability Report

From 07/12/18 04:00am to 07/13/18 03:59am

Employee	Sales	+Loans	-Pickups	=Balance
Butler, Annie	$72.07	$0.00	$0.00	$72.07
Damico, Mark	$183.94	$0.00	$0.00	$183.94
Greenwood, Robert	$490.79	$0.00	$0.00	$490.79
Smith, Norma	$474.95	$0.00	$0.00	$474.95
Totals	$1,221.75	$0.00	$0.00	$1,221.75

Server Wage Audit Report

The Server Wage Audit Report clearly shows employee sales and computes the average rate of income based on all sources of revenue (tips, gratuities, etc.). This provides management with the necessary information for wages earned by the employee.

Future POS Restaurant

Server Wage Audit Report

From 07/12/18 04:00am to 07/13/18 03:59am

oyee	Tippable Sls	Chg Tips	Cash Tips	Grats Tips	Tot Tips	Decl %	Avg Rate
on, Tyler	$97.50	$4.00	$3.80	$0.00	$7.80	8.00%	$6.25
, Suzanne	$68.50	$0.00	$5.48	$0.00	$5.48	8.00%	$6.59
Edward	$41.95	$0.00	$3.36	$0.00	$3.36	8.00%	$3.84
, John	$178.90	$5.00	$9.31	$0.00	$14.31	7.99%	$8.50
n, Ida	$256.25	$42.60	$0.00	$0.00	$42.60	16.62%	$4.08
t, Philip	$34.10	$8.60	$1.32	$0.00	$9.92	29.09%	$3.19
David	$201.00	$27.83	$0.00	$0.00	$27.83	13.84%	$3.86
er, Vivian	$159.94	$2.00	$10.80	$0.00	$12.80	8.00%	$3.29
s	$1,038.14	$90.03	$34.07	$0.00	$124.10	11.95%	$4.74

Note: Some information may be incorrect due to the following problem(s):

(None of the problems were relevant to the employees reported-on.)

Guest Check, Receipt Trailer & Kitchen/Bar Preparation Tickets

The variables on your Guest Checks can be arranged to suit your preferences and logos can be printed on your receipts. Receipt Trailers can be customized with your unique message and/or barcode, which makes check retrieval quick and easy. You can change your trailer message seasonally, for special promotions or whenever you have the time or desire. Future POS software routes food and beverages to the appropriate kitchen or bar printer, kitchen monitor or Expo printer. Variables on each Kitchen/Bar Preparation Ticket can be arranged as desired, printed in inverse or extended width, and can include any information available for your printer.

Employee Timecard/Clocked In & Labor vs. Sales Report

The Employee Timecard Report can be printed as a front end report after an employee clocks out to show their timecard for that pay period. The Employees Clocked In Report shows a list of all employees clocked in, as well as the clock in time and date. An individual Time Chit can also be printed to show clock in date and time for selected or all employees. The Labor vs. Sales Report gives a total for sales, wages and a profit percentage.

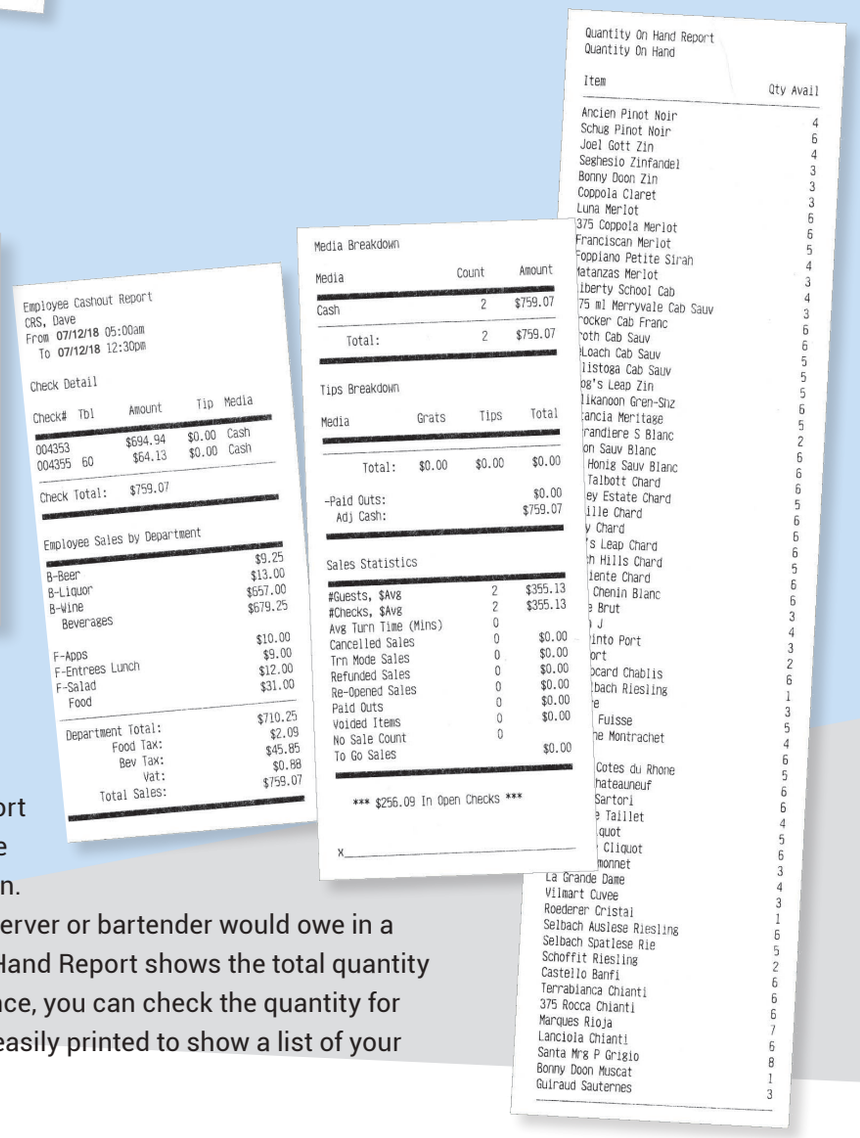

Employee Cashout & Quantity On-Hand Reports

The Employee Cashout Report is a detailed report for a server or bartender's shift. Check sales are broken down by media, and total media is shown. The adjusted cash line is the total amount the server or bartender would owe in a server banking environment. The Quantity On-Hand Report shows the total quantity that is available for each POS button. For instance, you can check the quantity for "Bud Light". An Item Availability Report can be easily printed to show a list of your out-of-stock items.

Today's Sales Report

Today's Sales Report shows sales broken down by department. The report also gives a media breakdown, canceled sales, refunds and a customer count.

Cashier, Open Checks & Departmental Sales Reports

A Cashier Report is generally printed at the end of each shift and includes all open/closed checks, media totals, discounts and other relevant information from the shift. The Open Checks Report prints a listing of all checks that are currently open at the point-of-sale. A Departmental Sales Report can be printed to show sales and media totals for a selected department. This is useful to quickly analyze a department's sales.

Future POS®

A SHIFT4 COMPANY

Visit us today:
www.FuturePOS.com

Copyright © Future POS, LLC. All rights reserved.