


Apricot Scones

Batch ID or Lot Number: AS07232025	Test: Dry Weight Potency	Reported: 25Aug2025	USDA License: NA
Matrix: Plant	Test ID: T000310384	Started: 21Aug2025	Sampler ID: NA
	Method(s): TM14 (HPLC-DAD) \ TM21 (Karl Fischer)	Received: 19Aug2025	Status: NA

Cannabinoids	LOD (%)	LOQ (%)	Dry Weight Result (%)	MU Range (%)	Notes
Cannabichromene (CBC)	0.017	0.063	ND	ND	
Cannabichromenic Acid (CBCA)	0.015	0.058	0.234	0.216 - 0.252	
Cannabidiol (CBD)	0.056	0.154	ND	ND	
Cannabidiolic Acid (CBDA)	0.058	0.158	ND	ND	
Cannabidivarin (CBDV)	0.013	0.036	ND	ND	
Cannabidivarinic Acid (CBDVA)	0.024	0.066	ND	ND	
Cannabigerol (CBG)	0.010	0.036	ND	ND	
Cannabigerolic Acid (CBGA)	0.040	0.150	0.310	0.286 - 0.334	
Cannabinol (CBN)	0.013	0.047	ND	ND	
Cannabinolic Acid (CBNA)	0.027	0.102	ND	ND	
Delta 8-Tetrahydrocannabinol (Delta 8-THC)	0.048	0.179	ND	ND	
Delta 9-Tetrahydrocannabinol (Delta 9-THC)	0.043	0.162	ND	ND	
Delta 9-Tetrahydrocannabinolic Acid (THCA-A)	0.038	0.144	30.527	28.863 - 32.191	
Tetrahydrocannabivarin (THCV)	0.009	0.033	ND	ND	
Tetrahydrocannabivarinic Acid (THCVA)	0.034	0.127	ND	ND	
Total Cannabinoids			31.071	29.352 - 31.790	
Total Potential THC			27.879	26.420 - 29.339	

Final Approval


 Judith Marquez
 25Aug2025
 02:54:00 PM MDT
 PREPARED BY / DATE


 Sam Smith
 25Aug2025
 03:00:00 PM MDT
 APPROVED BY / DATE

<https://results.botanacor.com/api/v1/coas/uuid/0ad629e4-ba74-43d4-91d5-224ca22bd4d5>

Definitions
 % = % (w/w) = Percent (weight of analyte / weight of product). ND = None Detected (defined by dynamic range of the method).
 Percentage of Delta 9-THC on a dry weight basis = The percentage of Delta 9-THC by weight in cannabis item after excluding all moisture from the item. Total Potential Delta 9-THC or CBD is calculated to take into account the loss of a carboxyl group during decarboxylation step, using the following formulas: Total Potential Delta 9-THC = Delta 9-THC + (Delta 9-THCa *(0.877)) and Total CBD = CBD + (CBDa *(0.877)). Fail equates to a concentration level of Delta 9-THC, on a dry weight basis, higher than 0.3 percent + or - the measurement uncertainty.

Testing results are based solely upon the sample submitted to SC Laboratories, Inc., in the condition it was received. SC Laboratories, Inc., warrants that all analytical work is conducted professionally in accordance with all applicable standard laboratory practices using validated methods. Data was generated using an unbroken chain of comparison to NIST traceable Reference Standards and Certified Reference Materials. This report may not be reproduced, except in full, without the written approval of SC Laboratories, Inc. ISO/IEC 17025:2017 A2LA Cert #: 4329.02 Chemical; 4329.03 Biological.



Cert #4329.02
 0ad629e4ba7443d491d5224ca22bd4d5.1

Apricot Scones

Batch ID or Lot Number: AS07232025	Test, Test ID and Methods: Various	Matrix: Plant	Page 1 of 3
Reported: 14Aug2025	Started: 11Aug2025	Received: 11Aug2025	

Microbial Contaminants

Test ID: T000309907

Methods: TM25 (PCR) TM24, TM26, TM27 (Culture Plating)

	Method	LOD	Quantitation Range	Result	Notes
STEC	TM25: PCR	10 ⁰ CFU/25g	NA	Absent	Free from visual mold, mildew, and foreign matter
<i>Salmonella</i>	TM25: PCR	10 ⁰ CFU/25g	NA	Absent	
Total Yeast and Mold*	TM24: Culture Plating	10 ¹ CFU/g	1.0x10 ² - 1.5x10 ⁴	None Detected	
Total Aerobic Count*	TM26: Culture Plating	10 ² CFU/g	1.0x10 ³ - 1.5x10 ⁵	None Detected	
Total Coliforms*	TM27: Culture Plating	10 ¹ CFU/g	1.0x10 ² - 1.5x10 ⁴	None Detected	

Final Approval



Brett Hudson
14Aug2025
01:54:00 PM MDT



Aimee Lowe
14Aug2025
03:27:00 PM MDT

PREPARED BY / DATE

APPROVED BY / DATE

Heavy Metals

Test ID: T000309908

Methods: TM19 (ICP-MS): Heavy

Metals	Dynamic Range (ppm)	Result (ppm)	Notes
Arsenic	0.05 - 4.80	ND	
Cadmium	0.04 - 4.48	ND	
Mercury	0.05 - 4.58	ND	
Lead	0.04 - 4.48	ND	

Final Approval



Judith Marquez
15Aug2025
02:08:00 PM MDT



Sam Smith
15Aug2025
02:19:00 PM MDT

PREPARED BY / DATE

APPROVED BY / DATE

Apricot Scones

Batch ID or Lot Number: AS07232025	Test, Test ID and Methods: Various	Matrix: Plant	Page 2 of 3
Reported: 14Aug2025	Started: 11Aug2025	Received: 11Aug2025	


Pesticides


Test ID: T000309906

Methods: TM16

(LC-QQ LC MS/MS)	Dynamic Range (ppb)	Result (ppb)		Dynamic Range (ppb)	Result (ppb)	
Abamectin	343 - 2259	ND		Malathion	349 - 2877	ND
Acephate	106 - 2665	ND		Metalaxyl	362 - 2843	ND
Acetamiprid	49 - 2616	ND		Methiocarb	61 - 2601	ND
Azoxystrobin	51 - 2806	ND		Methomyl	54 - 2643	ND
Bifenazate	358 - 2848	ND		MGK 264 1	102 - 1658	ND
Boscalid	355 - 2664	ND		MGK 264 2	135 - 1042	ND
Carbaryl	51 - 2769	ND		Myclobutanil	56 - 2624	ND
Carbofuran	54 - 2748	ND		Naled	374 - 2727	ND
Chlorantraniliprole	343 - 2592	ND		Oxamyl	50 - 2623	ND
Chlorpyrifos	353 - 2678	ND		Paclobutrazol	57 - 2742	ND
Clofentezine	370 - 2769	ND		Permethrin	335 - 2690	ND
Diazinon	444 - 2764	ND		Phosmet	369 - 3044	ND
Dichlorvos	341 - 2642	ND		Prophos	316 - 2666	ND
Dimethoate	56 - 2602	ND		Propoxur	53 - 2744	ND
E-Fenpyroximate	313 - 2650	ND		Pyridaben	50 - 2621	ND
Etofenprox	51 - 2629	ND		Spinosad A	40 - 2026	ND
Etoxazole	52 - 2613	ND		Spinosad D	14 - 687	ND
Fenoxycarb	367 - 2865	ND		Spiromesifen	21 - 2672	ND
Fipronil	350 - 2772	ND		Spirotetramat	348 - 2844	ND
Flonicamid	57 - 2661	ND		Spiroxamine 1	24 - 1160	ND
Fludioxonil	361 - 2616	ND		Spiroxamine 2	30 - 1412	ND
Hexythiazox	339 - 2629	ND		Tebuconazole	337 - 2836	ND
Imazalil	51 - 2832	ND		Thiacloprid	53 - 2664	ND
Imidacloprid	58 - 2629	ND		Thiamethoxam	56 - 2684	ND
Kresoxim-methyl	354 - 2830	ND		Trifloxystrobin	55 - 2730	ND

Final Approval


Judith Marquez
20Aug2025
09:32:00 PM MDT
PREPARED BY / DATE


Sam Smith
20Aug2025
09:29:00 PM MDT
APPROVED BY / DATE

Apricot Scones

Batch ID or Lot Number: AS07232025	Test, Test ID and Methods: Various	Matrix: Plant	Page 3 of 3
Reported: 14Aug2025	Started: 11Aug2025	Received: 11Aug2025	

<https://results.botanacor.com/api/v1/coas/uuid/c5b736d1-9fbe-45ae-b648-1ff0220ff8c4>

Definitions

LOD = Limit of Detection, ULOQ = Upper Limit of Quantitation, LLOQ = Lower Limit of Quantitation, PPB = Parts per Billion, % = % (w/w) = Percent (weight of analyte / weight of product). ND = None Detected (defined by dynamic range of the method). Total Potential Delta 9-THC or CBD is calculated to take into account the loss of a carboxyl group during decarboxylation step, using the following formulas: Total Potential Delta 9-THC = Delta 9-THC + (Delta 9-THCa * (0.877)) and Total CBD = CBD + (CBDa * (0.877)). Fail equates to a concentration level of Delta 9-THC, on a dry weight basis, higher than 0.3 percent + or - the measurement uncertainty. Total Potential THC is calculated using the following formulas to take into account the loss of a carboxyl group during decarboxylation step. Total THC = THC + (THCa * (0.877)). ALOQ = Above Limit Of Quantitation (defined by dynamic range of the method), CFU/g = Colony Forming Units per Gram. Values recorded in scientific notation, a common microbial practice of expressing numbers that are too large to be conveniently written in decimal form. Examples: 10² = 100 CFU, 10³ = 1,000 CFU, 10⁴ = 10,000 CFU, 10⁵ = 100,000 CFU.

Testing results are based solely upon the sample submitted to SC Laboratories, Inc., in the condition it was received. SC Laboratories, Inc., warrants that all analytical work is conducted professionally in accordance with all applicable standard laboratory practices using validated methods. Data was generated using an unbroken chain of comparison to NIST traceable Reference Standards and Certified Reference Materials. This report may not be reproduced, except in full, without the written approval of SC Laboratories, Inc. ISO/IEC 17025:2017 A2LA Cert #: 4329.02 Chemical; 4329.03 Biological. Some tests listed on this COA may not be within our scope of A2LA accreditation. Please visit [A2LA for more details](#).



Cert #4329.02
c5b736d19fbe45aeb6481ff0220ff8c4.1