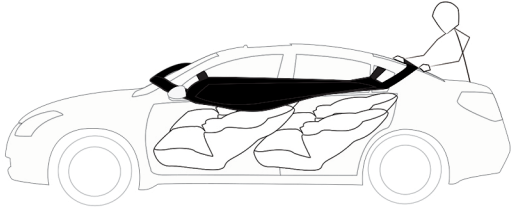


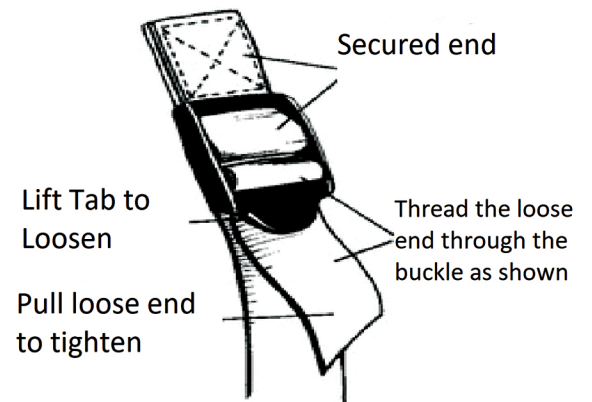
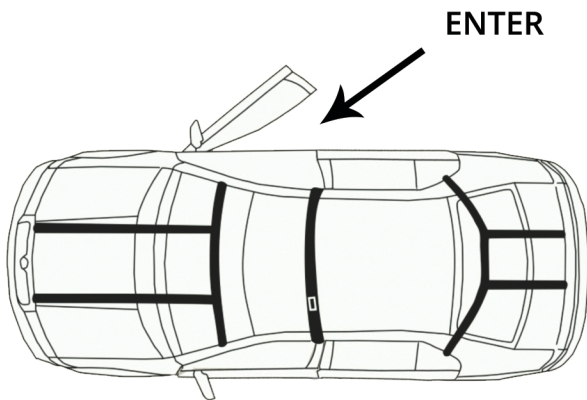
Step 5: Similar to step 2, connect the rear windshield strap around the back of the vehicle and tighten.



Step 6: Similar to Step 3, attach the ladder lock pieces to the long straps, place inside the lip of the trunk, close the trunk on the hooks and tighten and tighten.



Step 7: Close all doors on the straps except one door. Slide into the hammock and close the door behind you.



Some of the straps may have to be adjusted for proper fit depending on the user and the vehicle.

www.carhammock.com
info@carhammock.com