

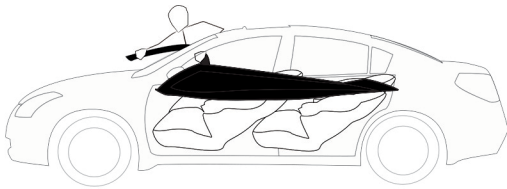


Car Hammock

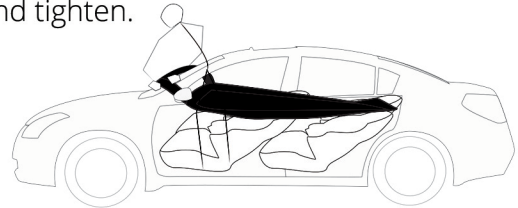
Before Getting Started:

- _Park your car in a safe location
- _Open all the doors and pop the trunk
- _Recline the front seats as far back as possible (it may be necessary to remove the headrests)


Step 1: Lay the hammock over the interior



Step 2: Starting on the passenger side, set the straps on the hood, move to the driver's side, thread the loose end through the buckle and tighten.



Step 3: Attach the ladder lock pieces to long straps, set the hooks into the hood lip and tighten.



Step 4: Throw the roof strap over the top of the car, thread the loose end through the buckle on the other side and tighten.

