



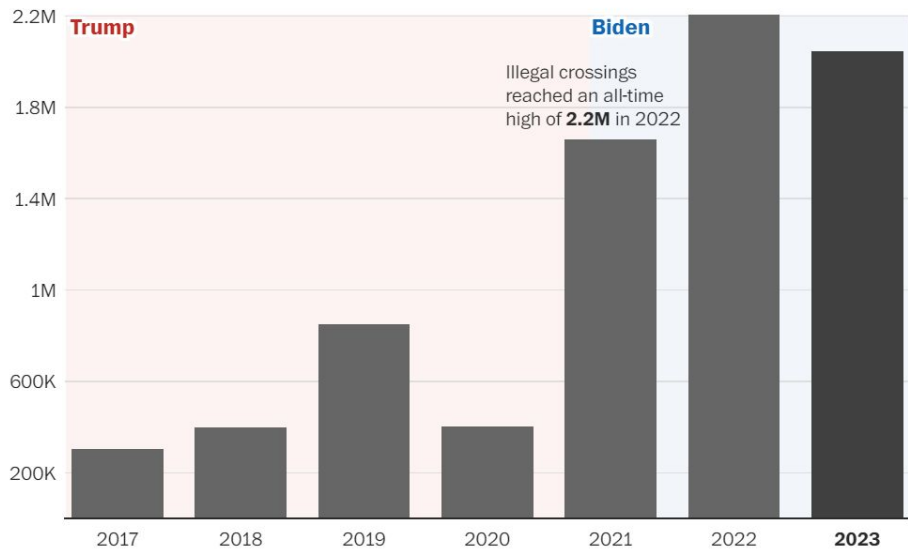
# Border Crisis

*\*All following stats per the  
Washington Post, CBP, Office of  
the Governor of Texas, and the  
US Sentencing Commission*

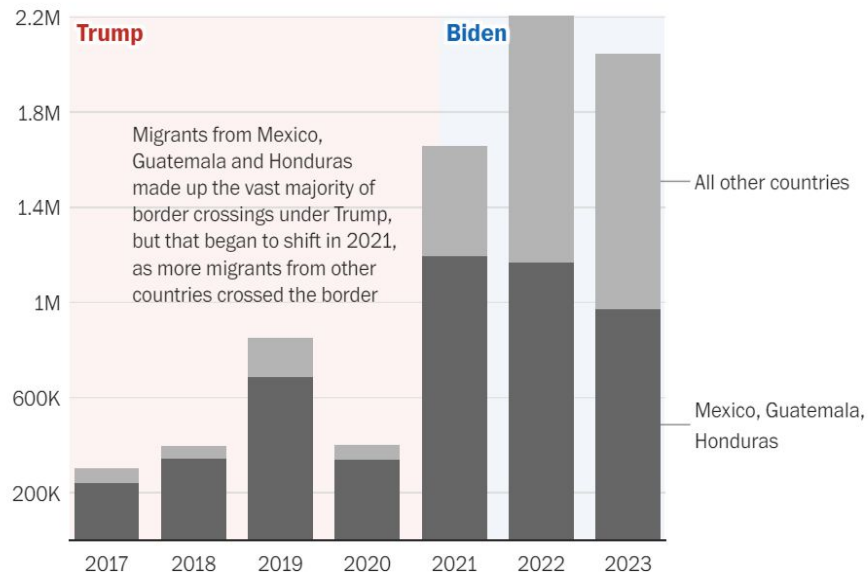


# Some Stats

## Illegal crossings at the U.S.-Mexico border



## Where people crossing the U.S-Mexico border are coming from

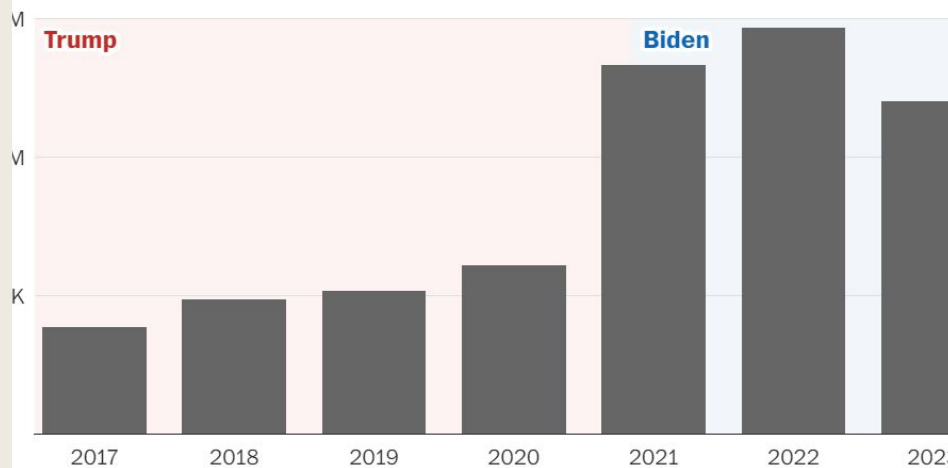




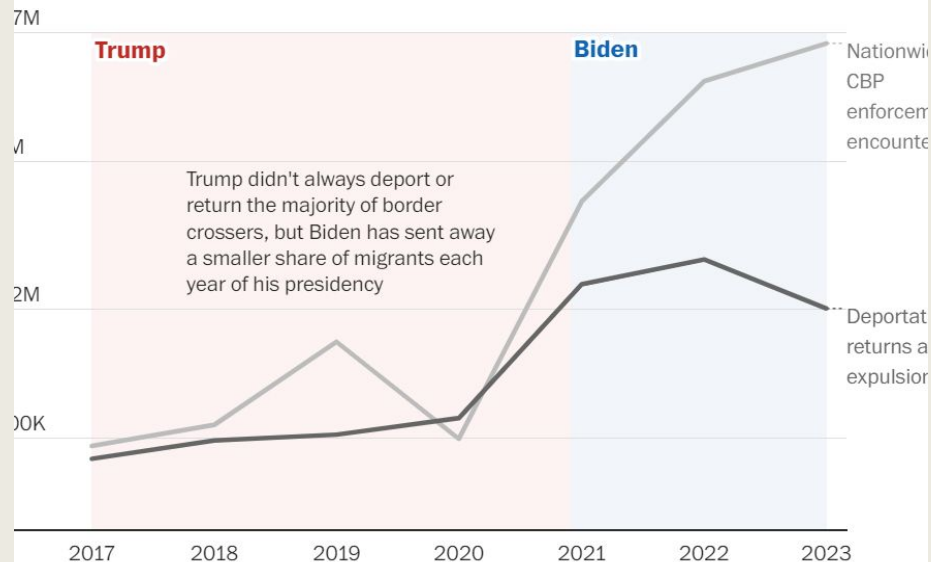
# Some Stats Cont.

## Deportations, returns and expulsions

Number of people illegally entering the United States who are deported, returned or expelled by year



## Migrant encounters vs. deportations, returns and expulsions





---

# The Numbers

---

- According to the U.S. Sentencing Commission, 86% of those caught smuggling drugs into the U.S. from 2017 through 2021 were U.S. citizens and 84% of the fentanyl seized along the border in 2022 entered through legal ports of entry.
  - CBP reported that about 178,840 illegal migrants were apprehended along the southern border in one month, which is the largest number on record and about 100,000 more than the month for the previous year. Border Patrol estimates that hundreds of thousands enter the country with no interception whatsoever.
-



---

# The Response

---

- By taking 535 immigration actions over its first three years, the Biden administration has already outpaced the 472 immigration-related executive actions undertaken in all four years of President Donald Trump's term. Legal immigration is returning to and in some cases out-pacing pre-pandemic levels.
  - Texas' Operation Lone Star: led to over 494,400 illegal immigrant apprehensions and more than 38,100 criminal arrests, with more than 34,600 felony charges. In the fight against the fentanyl crisis, Texas law enforcement has seized over 453 million lethal doses of fentanyl during this border mission.
- 
-



---

# The Response Cont.

---

---

- Texas has bused:

Over 12,500 migrants to Washington, D.C. since April 2022

Over 35,600 migrants to New York City since August 2022

Over 29,400 migrants to Chicago since August 2022

Over 3,400 migrants to Philadelphia since November 2022

Over 15,000 migrants to Denver since May 18

Over 1,400 migrants to Los Angeles since June 14

- Biden has Removed 4 Trump Policies which lowered illegal immigration

---



---

# Economics

---

- In 2021, undocumented immigrants contributed \$30.8 billion in total taxes nationally, including \$18.6 billion in federal income taxes and \$12.2 billion in state and local taxes.
  - Undocumented immigrants make up approximately 3.2 percent of the U.S. population, but 4 percent of the country's workforce.
  - Undocumented immigrants are the backbone of many vital industries across New York. 70% of undocumented workers in New York are essential workers.
-





---

---

# How has Biden handled the border?

---

---

---





---

---

---

# How did Trump handle the border?

---

---



---

---

---

**Why are we in this  
situation?**

---

---



---

---

# How has Congress handled the border?

---

---

---



---

---

---

**What does immigration  
look like to you?**

---

---



---

---

---

# What needs to be changed?

---

---



---

---

**Have any questions, comments, or concerns?**  
**Email us at**  
**[contact@youthpoliticalactivismcoalition.org](mailto:contact@youthpoliticalactivismcoalition.org)**

---

---