

AGENDA

KANKAKEE RIVER METROPOLITAN AGENCY MEETING

Tuesday, April 21, 2020 At 3PM

Location: REMOTE MEETING HELD VIA TELECONFERENCE/VIDEO CONFERENCE

(As permitted by Governor Pritzker's Executive Order 2020-07)

Directors, staff, participants and the public may participate in the teleconference by dialing United States: +1 (872) 240-3212 when prompted enter conference PIN Access Code: 318-571-101

The public will be offered an opportunity to speak during the public comment portion per the agenda below.

I. Roll Call

II. Public Hearing for Annual Budget

III. Public Comment

IV. Approval of Board Minutes

A. March 17, 2020 – Regular Board Meeting

V. Reports

- A. Operations & Maintenance Report
 - 1. Monthly Report
- B. Executive Director Report
 - 1. Water, Gas & Electric Use/Cost
 - 2. Hauled in Waste Summary
 - 3. Operations Report
- C. Financial Report
 - 1. Reports
 - 2. Hauled in Waste Report
 - 3. Flows Graphs
- D. Communications

VI. Old Business

- A. NPDES Permit update
- B. E-waste Update
- C. Software Update
- D. 5-Year Capital Needs
- E. Pilot Fee
- F. Blowers Update
- G. Resolution Authorizing Execution of an Amendment to the Amended and Restated Joint Sewage Treatment Agency Intergovernmental Agreement to provide for sale of Municipal Systems to public utilities, and for related amendments
- H. Resolution Authorizing Execution of an Amendment to the Amended and Restated Joint Sewage Treatment Agency Intergovernmental Agreement to add a new subsection titled "NPDES Permit and Member Obligations" under Section X

VII. New Business

- A. Contract for Strand Associates
- B. IEPA Grant
- C. Road Program
- D. Summer Help
- E. Emergency Paid Sick Leave for COVID-19

- F. Intern Approval
- G. Approval of Budget Ordinance No. 2020-01 for fiscal year end April 30, 2021
- H. Approval of SKDO, PC Engagement letter for accounting services for fiscal year end April 30, 2021

VIII. Next Meeting

Tuesday, May 19, 2020 (3:00 P.M. in KRMA Boardroom)

AGENDA

KANKAKEE RIVER METROPOLITAN AGENCY MEETING

Tuesday, April 21, 2020 At 3PM

Location: REMOTE MEETING HELD VIA TELECONFERENCE/VIDEO CONFERENCE

(As permitted by Governor Pritzker's Executive Order 2020-07)

Directors, staff, participants and the public may participate in the teleconference by dialing United States: +1 (872) 240-3212 when prompted enter conference PIN Access Code: 318-571-101

The public will be offered an opportunity to speak during the public comment portion per the agenda below.

- I. **Roll Call**
- II. **Public Hearing for Annual Budget**
- III. **Public Comment**
- IV. **Approval of Board Minutes**
 - A. March 17, 2020 – Regular Board Meeting
- V. **Reports**
 - A. Operations & Maintenance Report
 1. Monthly Report
 - B. Executive Director Report
 1. Water, Gas & Electric Use/Cost
 2. Hauled in Waste Summary
 3. Operations Report
 - C. Financial Report
 1. Reports
 2. Hauled in Waste Report
 3. Flows Graphs
 - D. Communications
- VI. **Old Business**
 - A. NPDES Permit update
 - B. E-waste Update
 - C. Software Update
 - D. 5-Year Capital Needs
 - E. Pilot Fee
 - F. Blowers Update
 - G. Resolution Authorizing Execution of an Amendment to the Amended and Restated Joint Sewage Treatment Agency Intergovernmental Agreement to provide for sale of Municipal Systems to public utilities, and for related amendments
 - H. Resolution Authorizing Execution of an Amendment to the Amended and Restated Joint Sewage Treatment Agency Intergovernmental Agreement to add a new subsection titled “NPDES Permit and Member Obligations” under Section X
- VII. **New Business**
 - A. Contract for Strand Associates
 - B. IEPA Grant
 - C. Road Program
 - D. Summer Help
 - E. Emergency Paid Sick Leave for COVID-19

- F. Intern Approval
- G. Approval of Budget Ordinance No. 2020-01 for fiscal year end April 30, 2021
- H. Approval of SKDO, PC Engagement letter for accounting services for fiscal year end April 30, 2021

VIII. Next Meeting

Tuesday, May 19, 2020 (3:00 P.M. in KRMA Boardroom)

KANKAKEE RIVER METROPOLITAN AGENCY
MINUTES
March 17, 2020 - 3:00 P.M

In attendance:

Board of Directors:

Mayor Chasity Wells-Armstrong, City of Kankakee
Mayor Paul Schore, Village of Bourbonnais
Mayor Brian Stump, Village of Aroma Park
Dir Robert Romo, Village of Bradley
Alderman Carl Brown, City of Kankakee
Marc Wakat, Representative, City of Kankakee
Elizabeth Kubal, Representative, City of Kankakee

Administration:

Dave Tyson, KRMA Executive Director
Karen Benson, Smith, Koelling, Dykstra & Ohm, P.C.

Attorney:

Neal Smith, Robbins Schwartz

KRMA Staff:

Arthur Strother, Superintendent
Dustin Scheppler, Asst. Superintendent, Operations
Melanie Gossett, Asst. Superintendent, Technical Services

Chairperson Mayor Wells-Armstrong called the meeting to order.

I. **Roll Call**

Roll Call was taken. All Board members were present.

II. **Public Comment**

None.

III. **Approval of Board Minutes**

- A. **February 18, 2020 – Regular Board Meeting** – Motion to approve the February 18, 2020 Regular Board Meeting minutes was made by: Dir. Brown and seconded by Dir Schore. Motion carries. All voted in favor.

IV. **Reports**

A. **Operations & Maintenance Report**

1. **Monthly Report**

Art presented the MOR report. Stating there was no odor complaints since February 7, 2020 near the KRMA facility or the East Gate Site. Art asked Dir Brown did he receive any complaints. Dir Brown stated not since then, asking was the problem resolved? Art stated, the problem has not been resolved and will discuss later under New Business. Art also stated Dustin Scheppler was acknowledged as a NARP new member. KRMA needs to have a NARP Plan in place by December 31, 2023. Dir Schore asked what will that involve and is it something that can be done inhouse? Dustin answered, NARP Program involves study of the river for different nutrients and chemicals. Art answered, some of the stuff could be done inhouse, however, it would be nice to have someone with experience with the NARP Program for assistance. There is also the option of having our own program & joining in with surrounding areas to share the cost. We have three years to address. Dir Schore stated we will need a budgetary number. Dave answered, it is in the budget.

B. Executive Director Report

1. Water, Gas & Electric Use/Cost

Exec. Dir. Dave Tyson presented the utility sheet, everything seems to be in order. We haven't received any Hydro bill; however, Hydro is not being utilized.

2. Hauled In Waste Summary

Exec. Dir. Tyson stated, our Hauled In Waste remains very steady and solid.

3. Operations Report

Exec Dir Dave Tyson stated KRMA is putting together a proposal for analysis of the plant, to see if expanding or other option best suites KRMA. KRMA is down 2 employees. Dir Wakat asked is there any discussion on what you tend to do regarding the Coronavirus. Dave answered, yes, we have taken steps by limiting visitors/vendors activities within the plant. Minimizing any contact with outside people. Art stated, also we are instructing staff, if they are sick, they should not come to work. Chairperson Wells-Armstrong stated there have been some discussion via legislation regarding employee paid time if they become sick with Coronavirus.

C. Financial Report

1. Reports

Karen Benson stated the Financials thru February are a little unusual because the repairs for February are a little higher than the budget amount due to the generator repairs.

2. Hauled in waste report

Karen Benson stated the Hauled In Waste continues to be pretty strong.

3. Flows Graphs

Karen Benson stated Bourbonnais was up a little compared to the other municipalities. Everything else seems to be on track. Karen discussed the draft budget. Dave explained the increase in the I.T. Expense. Dir Romo asked what is the depreciation fund? Karen answered, capital project fund. Karen went on explaining the draft budget regarding the revenue, set a side, expenses, bond reserve, principles and interests.

D. Communications

Exec Dir Tyson presented the letter from Economic Alliance Invitation to Invest.

V. Old Business

A. NPDES Permit update

Exec Dir Tyson stated we have a permit. Permit expires after 5 years of date of issuance.

B. E-Waste update

Exec Dir Tyson stated that Mr. Delbert did submit the application for the grant.

C. Software Update

Exec Dir Tyson stated Baecore gave compliments to Melanie and Dustin. Dustin stated we are still on schedule to release in May 2020.

D. 5-Year Capital Needs

Exec Dir Tyson stated there was a meeting held with Art, Melanie, & Dustin regarding what needs to be done to keep up with the loadings. Art stated solid side is one of the things that needs to be addressed, because we are maxing out our anaerobic digester system. Also, we will need another secondary clarifier to help spread out and another storage tank because we are making so much solids. These are things that need to be done to take the pressure off the of the digester. Art stated he talked to a company called In-Pipe, which stated they can decrease our BOD loading by 30% by treating the BOD with bacteria before it gets to the collection system. They would like to do a pilot test at the east gate site to see if the product works. If the product works KRMA would see thousands of savings a month. Dir. Wakat asked, how are they added into the system? Art answered, they have a drop system where they would just drop it into the collection system. They are responsible for all the work and decision on the pilot test. KRMA would be responsible for the flat fee. Dir Brown asked, how long is the pilot and what if it doesn't work? Art stated we would have to move quickly on addressing our equipment. Art stated he will be addressing Newton County regarding paying for this pilot test. Dir Wakat asked could there be any potential side effects from these bacteria of the pilot test. Art answered, that was one of the questions I asked them, is how will their bacteria effect ours? They believe it would enhance our microorganisms.

E. **Pilot Fee**

There was rebuttal conversation regarding the pilot fee regarding the amount of service provided and the monetary amount being issued. There is an agreement in place for the 2019-2020 fiscal year to pay the pilot fee. Pilot fee was on hold due to service not being provided. Motion to approve pilot fee for 2019-2020 fiscal year was made by Dir Brown and seconded by Dir Wakat. Motion Carries. Six voted in favor 1 voted not in favor.

F. **Blowers Update**

Exec Dir Tyson stated we don't have any update. There is a liquidated damage clause if blower is not in place by July 31, 2020. Attorney Smith stated there is also a force majeure act of God provision in the contract. If they were to claim a disruption in the supply chain, due to the Coronavirus, KRMA will have a hard time holding them to the liquidated damage clause.

VI. **New Business**

A. **Exempt Employees**

Exec. Dir Tyson will discuss in Executive Session

B. **Resolution Authorizing Execution of an Amendment to the Amended and Restated Joint Sewage Treatment Agency Intergovernmental Agreement to add a new subsection D titled "NPDES Permit and Member Obligations" under Section X**

Attorney Smith handed out a document to be approved regarding CMOM provisions and the NPDES permit matter. It provides members the obligation to prepare CMOM. However, if KRMA is penalized for members collection system from the IEPA, that fine will be passed on to the member. Dir Kubal asked when we were talking about east gate site and Newton county, is that the City of Kankakee's? Because if Newton County causes a problem, how would you know not to charge the City of Kankakee, because KRMA reaps the benefits of Newton County arrangement, but we could be fined for it. Art & Dustin answered yes, the collection system belongs to City of Kankakee. Dir Schore stated in detail that he doesn't see where City of Kankakee will be liable for Newton County due to Newton County dump site is an addition to KRMA plant and all the municipalities would be responsible for Newton County's dump site.

C. **Resolution Authorizing Execution of an Amendment to the Amended and Restated Joint Sewage Treatment Agency Intergovernmental Agreement to provide for sale of Municipal Systems to public utilities, and for related amendments**

Attorney Smith handed out a document and explained the amendment of the IGA, to enable the sale to Aqua and protect KRMA. Dir Wakat asked to clarify the term public utility. Attorney Smith answered, this term is in the Illinois Public Utilities Act, which is the Act that regulate for property companies like Aqua as a private corporation share. Art ask Dir Schore, do you know what capacity the Village of Bourbonnais holds. Dir Schore answered we have 7.4 million gallons a day. Chairperson Wells-Armstrong asked Attorney Smith has he talked to the City of Kankakee Attorney's? Attorney Smith answered no, however he will, to verify capacity.

D. **Update on mandated sexual harassment training**

Attorney Smith stated the State of Illinois will have sexual harassment training for free download by March 31, 2020.

E. **Resolution approving amendment to the KRMA Sexual Harassment Policy**

Attorney Neal stated the law mandated provision in the Sexual Harassment Policy concerning complaints by board members. This provides procedure for sexual harassment among board members. Motion to approve Resolution of Sexual Harassment Policy was made by Dir Schore and seconded by Dir Wakat. Motion Carries. All voted in favor.

F. **Discussion concerning Illinois Attorney General Opinion on August 27, 2019**

Attorney Smith discussed the letter that was received from the Illinois Attorney General Office.

G. **Economic Alliance Invitation to Invest**

Exec Dir Tyson discussed under communication, however, the board decided that the municipalities will continue donating individually.

VII. **Executive Session**

Motion to go into Executive Session to discuss Personnel, probable or imminent litigation and review of the Executive Session Minutes pursuant to Sections 2(C)(1) and 2(C)(11) of the open meetings act, was made by: Dir. Romo and seconded by Dir. Stump. Motion carried. All voted in favor.

Roll call was taken, and all Board Members were present.

The Board went into Executive Session to discuss Personnel and probable or imminent litigation.

Motion to return to Open Session was made by: Dir. Wakat and seconded by: Dir. Kubal. Motion carried. All voted in favor.

With the Board back in open session, there was one motion.

Motion to approve the Exempt Raise made by Dir Romo and second by Dir Kubal. Motion Carries. All voted in favor.

Roll call was taken, and all Board Members were present.

VIII. **Next Meeting**

Next Regular Board Meeting- **Tuesday, April 21, 2020 (3:00 P.M. in the KRMA Boardroom)**

Motion to Adjourn was made by: Dir. Brown and seconded by Dir. Stump. Motion carried. All voted in favor.

State of Illinois
Illinois Department of Public Health

COVID-19 General Prevention

Protect yourself from all infectious diseases by using these precautions.



Stay home when you are sick



Avoid contact with people who are sick



Get adequate sleep and eat well-balanced meals



Wash hands often with soap and water for 20 seconds or longer and dry hands with a clean towel or air dry



Wear a cloth face cover when going out in public



Avoid touching your eyes, nose, or mouth with unwashed hands or after touching surfaces



Cover your mouth with a tissue or sleeve when coughing or sneezing



Clean and disinfect "high touch" surfaces often



Call before visiting your doctor

Clean all "high-touch" surfaces every day.

High touch surfaces include counters, tabletops, doorknobs, bathroom fixtures, toilets, phones, keyboards, tables and bedside tables. Use a household cleaning spray or wipe, according to the label instructions. Labels contain instructions for safe and effective use of the cleaning product, including precautions you should take when applying the product, such as wearing gloves and making sure you have good ventilation during use of the product.



Questions about COVID-19?
Call 1-800-889-3931 or email dph.sick@illinois.gov
Illinois Department of Public Health - www.dph.illinois.gov

Printed by Authority of the State of Illinois • 4/6/20 101120 673

Monthly Operations Report

March 2020

KRMA's MARCH HIGHLIGHTS:

The country is at battle with a deadly virus and in this time of crisis there are many who are taking on the fight. Acknowledgement to all the essential workers who are in the fight so that the county can continue to function is well deserved.

I, Arthur Strother, Superintendent of the Kankakee River Metropolitan Agency (KRMA), would like to acknowledge water and wastewater operators across the country who are often not acknowledge for the works they perform. Wastewater treatment is critical to public health and realizing that it is a critical part of the ecosystem. Without clean water, imagine how would the world function.

I would like to give a special acknowledgement to the member of the KRMA facility.

Mike Arseneau, Apprentice; Jim Churney, O&M Specialist; Dan Combs, O&M Specialist; Tawonda Brown-Davis, Office Coordinator; Max Gossett, O&M Specialist; Melanie Gossett, Assistant Superintendent; Mike Gowler, O&M Specialist; Ron Haney, O&M Specialist; Bryan Kennedy, O&M Specialist; John Lund, O&M Specialist; Shawn Malone, O&M Specialist; Kurt Mraz, O&M Specialist; Shawn Ownbey, Lead O&M Specialist; Josh Peters, EIC; Brian Power, O&M Specialist; Jack Renchen, Lead O&M Specialist; Jennifer Salan, Admin Assistant; Dustin Scheppler, Assistant Superintendent; Nick Scheppler, EIC; Andy Summers, Apprentice; Nick Tucker, O&M Specialist.

Thank you KRMA staff for all that you do for your community. Thank you for taking the steps to stay healthy as well as keep your family, friends, and neighbors healthy, by staying home and away from others aside from necessary work or errands, in doing so, we can all help reduce the spread of this illness and save lives.

The month of March, the KRMA staff was able to meet all requirements of the IEPA (Illinois Environmental Protection Agency) regarding the NPDES (National Pollutant Discharge Elimination System) permits.

1.0 WASTEWATER TREATMENT FACILITY OPERATION

Attachment A details the monthly operational information for the facility.

2.0 INFLUENT FLOW

Table 2.1 Summarizes total flow and average daily flow to the facility from each municipality.

Attachment B for details of daily flow rates.

Table 2.1

Plant Flows

Municipality	Plant Influent	Kankakee	Bourbonnais	Bradley	Aroma Park
Total Flow (MGD)	554.30	331.65	143.500	77.270	1.875
Daily Average Flow (MGD)	17.88	10.70	4.629	2.493	0.060

3.0 EFFLUENT QUALITY

Table 3.1 summarizes the effluent quality data.

Table 3.1

Effluent Quality

	IEPA Limits	Effluent Average
Biochemical Oxygen Demand (BOD) – Monthly Average	20 mg/l	5 mg/l
Total Suspended Solids (TSS) - Monthly Average	25 mg/l	12 mg/l
PH	6-9 SU	7.47 SU
Weak Acid Dissociable Cyanide	0.046 mg/l	0.0100 mg/l
Chlorine Residual	.05 mg/l	N/A
Fecal Coliform	400/100 ml	N/A

ODOR ISSUES:

- There were no odor complaints registered at the KRMA facility in March.
- There were no odor complaints registered at the East Gate site in March.

4.0 PERSONNEL

Employees' continue to follow the COVID-19 Warning signs and Safety Tips. One of the best ways to help keep workers healthy is to stay home except for necessary outings, and when you do go out for the necessities, there are steps you can take to minimize the risk of spreading illness.

5.0 MAINTENANCE AND REPAIR

Number of Work Orders Closed for the Month:	937
Hours of Scheduled Work Orders Performed:	629.53

6.0 SLUDGE HANDLING

Gallons of sludge produced and sent to thickening:	3,191,411
Gallons of sludge put into storage after thickening:	1,130,000
Sludge removed from the plant for land application:	1,315,000
Sludge remaining in storage as of December 31st:	2,955,000

7.0 WATER USAGE

MARCH 2020 (33 DAYS): 46,788 CU FT= 350,000 GALS. = \$2,608.18

NUMBER OF DAYS IN THE BILLING CYCLE: 29

ATTACHMENT

A

DMR Monthly Report

3/1/2020 to 3/31/2020

Var #	452	159	119	236	454	351	113	237	386
Date	EFF FLOW MGD	001 Eff pH STD UNIT	FINAL EFF TSS mg/L	Weekly ave Eff TSS MG/L	EFF TSS LBS/D	WeeklyAv eEffTSS LBS/Day	EFF-C-BO D mg/l	Weekly Ave EffCROD MG/L	EFF C-BOD lbs/day
3/1/2020	16.194		8		1,080		4		540
3/2/2020	15.853	7.60	12		1,587		3		397
3/3/2020	15.626	7.55	13		1,694		4		521
3/4/2020	15.215	7.52	12		1,523		4		508
3/5/2020	14.815	7.51	14		1,730		5		618
3/6/2020	14.144	7.55	4		472				
3/7/2020	13.668		2	9	228	1,188	4	4	456
3/8/2020	13.185		6		660		4		440
3/9/2020	14.406	7.68	13		1,562		2		240
3/10/2020	20.856	7.36	11		1,913		6		1,044
3/11/2020	21.325	7.45	13		2,312		4		711
3/12/2020	17.671	7.45	11		1,621		5		737
3/13/2020	16.777	7.49	7		979				
3/14/2020	15.445		4	9	515	1,366	5	4	644
3/15/2020	15.265	7.60	6		764		3		382
3/16/2020	15.053	7.60	19		2,385		7		879
3/17/2020	14.839	7.47	17		2,104		6		743
3/18/2020	15.798	7.46	25		3,294		9		1,186
3/19/2020	19.905	7.39	24		3,984		8		1,328
3/20/2020	20.508	7.32	6		1,026				
3/21/2020	20.589		21	17	3,606	2,452	6	7	1,030
3/22/2020	18.362		6		919		3		459
3/23/2020	19.039	7.59	18		2,858		5		794
3/24/2020	19.547	7.34	12		1,956		5		815
3/25/2020	19.321	7.28	12		1,934		5		806
3/26/2020	20.640	7.43	16		2,754		4		689
3/27/2020	21.245	7.28	17		3,012				
3/28/2020	22.633		6	12	1,133	2,081	3	4	566
3/29/2020	23.250		7		1,357		3		582
3/30/2020	22.585	7.51	10		1,884		4		753
3/31/2020	20.536	7.44	20		3,425		6		1,028

Minimum	13.185	7.28	2	9	228	1,188	2	4	240
Maximum	23.250	7.68	25	17	3,984	2,452	9	7	1,328
Average	17.880	7.47	12	12	1,815	1,772	5	5	700
Sum	554.295	171.87	372	48	56,272	7,086	127	19	18,895

DMR Monthly Report

3/1/2020 to 3/31/2020

Var #	352	187	191	287	353	349	346	401	101
Date	WeeklyAverageEffCBOD LBS/Day	001 EFF CL2 mg/L	FECAL COLI 001 #/100ml	EFF WAD Cyanide mg/L	Eff WAD CN lbs/day	EFF SILVER mg/L	Eff Silver # lbs/day	TOTAL INF FLOW MGD	INFLUENT BOD mg/L
3/1/2020								16.19	197
3/2/2020								15.85	263
3/3/2020								15.63	282
3/4/2020				0.0100	1.269	0.0140	1.777	15.22	301
3/5/2020								14.82	349
3/6/2020								14.14	
3/7/2020	507							13.67	200
3/8/2020								13.19	226
3/9/2020								14.41	206
3/10/2020				0.0100	1.739	0.0014	0.244	20.86	206
3/11/2020								21.33	246
3/12/2020								17.67	276
3/13/2020								16.78	
3/14/2020	636							15.45	235
3/15/2020								15.27	193
3/16/2020								15.05	311
3/17/2020								14.84	298
3/18/2020								15.80	301
3/19/2020								19.91	197
3/20/2020								20.51	
3/21/2020	925			0.0100	1.717	0.0014	0.240	20.59	216
3/22/2020								18.36	213
3/23/2020								19.04	231
3/24/2020								19.55	257
3/25/2020								19.32	263
3/26/2020				0.0100	1.721	0.0014	0.241	20.64	251
3/27/2020								21.25	
3/28/2020	688							22.63	153
3/29/2020								23.25	138
3/30/2020								22.59	425
3/31/2020								20.54	316

Minimum	507			0.0100	1.269	0.0014	0.240	13.19	138
Maximum	925			0.0100	1.739	0.0140	1.777	23.25	425
Average	689			0.0100	1.612	0.0046	0.626	17.88	250
Sum	2,755			0.0400	6.447	0.0182	2.501	554.30	6,750

DMR Monthly Report

3/1/2020 to 3/31/2020

Var #	450	115	451	455	456
	INF BOD LOAD	INFLUENT TSS	INF TSS	BOD REMOVAL	TSS REMOVAL
Date	LBS/D	mg/L	LBS/D	%	%
3/1/2020	26,606	204	27,552	98	96
3/2/2020	34,772	209	27,633	99	94
3/3/2020	36,750	252	32,841	99	95
3/4/2020	38,195	212	26,901	99	94
3/5/2020	43,121	296	36,573	99	95
3/6/2020		90	10,616		96
3/7/2020	22,798	216	24,622	98	99
3/8/2020	24,852	220	24,192	98	97
3/9/2020	24,750	312	37,486	99	96
3/10/2020	35,831	129	22,438	97	91
3/11/2020	43,751	317	56,379	98	96
3/12/2020	40,676	232	34,191	98	95
3/13/2020		214	29,943		97
3/14/2020	30,271	186	23,959	98	98
3/15/2020	24,571	212	26,990	98	97
3/16/2020	39,044	238	29,879	98	92
3/17/2020	36,880	212	26,237	98	92
3/18/2020	39,658	266	35,047	97	91
3/19/2020	32,704	154	25,565	96	84
3/20/2020		56	9,578		89
3/21/2020	37,090	260	44,645	97	92
3/22/2020	32,619	188	28,790	99	97
3/23/2020	36,679	210	33,345	98	91
3/24/2020	41,897	268	43,690	98	96
3/25/2020	42,379	174	28,038	98	93
3/26/2020	43,207	304	52,330	98	95
3/27/2020		58	10,277		71
3/28/2020	28,880	140	26,426	98	96
3/29/2020	26,759	144	27,922	98	95
3/30/2020	80,053	122	22,980	99	92
3/31/2020	54,121	180	30,829	98	89

Minimum	22,798	56	9,578	96	71
Maximum	80,053	317	56,379	99	99
Average	36,997	202	29,609	98	94
Sum	998,914	6,275	917,892	2,648	2,891

ATTACHMENT

B

Flows
KRMA Treatment Facility
March, 2020

Date	PRECIPITA INCHES	PLANT MGD	Kankakee MGD	BOURB. MGD	BradleyFlow MGD	AromaPark MGD
3/1/2020	0.00	16.19	9.65	4.111	2.370	0.060
3/2/2020	0.00	15.85	9.52	3.972	2.298	0.062
3/3/2020	0.00	15.63	9.53	3.887	2.150	0.054
3/4/2020	0.00	15.22	9.34	3.821	2.000	0.050
3/5/2020	0.00	14.82	9.08	3.687	2.003	0.050
3/6/2020	0.00	14.14	8.91	3.380	1.802	0.050
3/7/2020	0.00	13.67	8.45	3.327	1.837	0.050
3/8/2020	0.00	13.19	8.07	3.227	1.835	0.050
3/9/2020	0.82	14.41	8.55	3.529	2.273	0.057
3/10/2020	0.00	20.86	11.13	6.839	2.829	0.062
3/11/2020	0.00	21.33	13.91	4.812	2.539	0.060
3/12/2020	0.00	17.67	10.74	4.417	2.455	0.058
3/13/2020	0.00	16.78	10.42	3.993	2.310	0.055
3/14/2020	0.00	15.45	9.25	3.904	2.234	0.055
3/15/2020	0.18	15.27	9.01	4.022	2.179	0.055
3/16/2020	0.04	15.05	9.18	3.802	2.021	0.052
3/17/2020	0.00	14.84	9.29	3.713	1.794	0.041
3/18/2020	0.42	15.80	9.59	4.076	2.079	0.050
3/19/2020	0.35	19.91	11.09	5.922	2.827	0.068
3/20/2020	0.00	20.51	11.42	6.170	2.849	0.065
3/21/2020	0.00	20.59	12.99	4.954	2.582	0.065
3/22/2020	0.38	18.36	11.00	4.688	2.608	0.065
3/23/2020	0.00	19.04	11.29	4.847	2.837	0.062
3/24/2020	0.00	19.55	11.14	5.433	2.913	0.060
3/25/2020	0.00	19.32	11.11	5.271	2.879	0.061
3/26/2020	0.44	20.64	12.68	4.808	3.075	0.080
3/27/2020	0.00	21.25	11.61	6.674	2.881	0.080
3/28/2020	0.00	22.63	13.21	5.763	3.582	0.080
3/29/2020	0.35	23.25	13.45	6.333	3.388	0.080
3/30/2020	0.00	22.59	14.26	5.240	3.009	0.073
3/31/2020	0.00	20.54	12.76	4.878	2.832	0.065
Total	2.98	554.30	331.65	143.500	77.270	1.875
Average	0.10	17.88	10.70	4.629	2.493	0.060
Minimum	0.00	13.19	8.07	3.227	1.794	0.041
Maximum	0.82	23.25	14.26	6.839	3.582	0.080
# of data	31	31	31	31	31	31

ATTACHMENT

C



SAFETY MEETING

March 10, 2020

1:30pm

Minutes

In attendance:

Melanie Gossett, Facilitator

Dustin Scheppler

Shaun Ownbey

Dan Combs

Shawn Malone

Nick Scheppler

Jim Churney

Ron Haney

Mike Gowler

Bryan Kennedy

Josh Peters

John Lund

Max Gossett

Mike Arseneau

Andy Summers

Nick Tucker

Tawonda Brown

Jennifer Salan

Absent:

Jack Renchen, Kurt Mraz, Brian Powers

I. Safety Minutes

Minutes from February 20, 2019 were reviewed and approved with two corrections:

A. Safety Concerns (1.) the conduit for the primary clarifier drive **has** been repaired.

B. Safety Concerns (3.) one tick tracer will be purchased for **each** operator.

II. Old Business

No lost time accidents for the month of February 2020.

III. New Business

A. Safety Training & Literature

1. The new Employee Assistance Program (EAP) was presented. James Ellexson, HR Director for the City of Kankakee was introduced and addressed any questions.

2. A handout summarizing the Employee Assistance Program was distributed.

ATTACHMENT

D

FIELD CALIBRATION SHEET

COMPANY: KRMA

CITY: Kankakee Influent

FLOW METER MODEL: Isco Laser Flow

INFLUENT April 7th, 2020

PRIMARY DEVICE: 72" PIPE

FLOW: 0-115 MGD

MEASURING DEVICE:

CHECK POINTS:

LEVEL? YES

FREE FLOWING? Yes

TURBULENCE? NO

BLOCKAGE? NO

SURFACE BUILD-UP? None

HEAD MEASURING DEVICE MOUNTED PROPERLY? YES

BLOCKAGE IN HEAD MEASURING DEVICE? NO

IS FLOW METER PROGRAMMED CORRECTLY? YES

CALIBRATION:

NOTE: THE ZERO POINT FOR MEASURING MUST BE LEVEL WITH THE WEIR CREST OR FLUME ZERO POINT:

A) IF POSSIBLE, CUT-OFF FLOW & SET LEVEL TO 0.000FT

LEVEL BEFORE:

LEVEL AFTER:

B) IF FLOW CANNOT BE CUT-OFF, ADJUST LEVEL ON METER TO MEASURED POINT:

LEVEL BEFORE: Target level 45" As found 45.543"

LEVEL AFTER: 45.543"

LEVEL FLOW CONVERSION CHECK:

WITH FLOW THRU PRIMARY DEVICE, CHECK LEVEL TO FLOW CONVERSION WITH HANDBOOK OR PRIMARY DEVICE DATA SHEET: YES/OK

TOTALIZER CHECK:

WITH FLOW GOING THRU PRIMARY DEVICE, VERIFY THAT TOTAL FLOW IS INTEGRATING PROPERLY USING TIMED RATE METHOD: YES/OK

CALIBRATED BY: BRIAN SCHEPPLER

DATE: 4/7/2020

BC SYSTEMS INC.
2778 N. 4000 E. ROAD
BOURBONNAIS ILLINOIS 60914
PHONE: 1-815-671-1257
FAX: 1-815-802-0219

FIELD CALIBRATION SHEET

COMPANY: KRMA

CITY: BOURBONNAIS/New

FLOW METER MODEL: Isco Laser Flow

INFLUENT April 7th, 2020

PRIMARY DEVICE: 36" PIPE

FLOW: 0-21.36 MGD

MEASURING DEVICE:

CHECK POINTS:

LEVEL? YES

FREE FLOWING? Yes

TURBULENCE? NO

BLOCKAGE? NO

SURFACE BUILD-UP? None

HEAD MEASURING DEVICE MOUNTED PROPERLY? YES

BLOCKAGE IN HEAD MEASURING DEVICE? NO

IS FLOW METER PROGRAMMED CORRECTLY? YES

CALIBRATION:

NOTE: THE ZERO POINT FOR MEASURING MUST BE LEVEL WITH THE WEIR CREST OR FLUME ZERO POINT:

A) IF POSSIBLE, CUT-OFF FLOW & SET LEVEL TO 0.000FT

LEVEL BEFORE:

LEVEL AFTER:

B) IF FLOW CANNOT BE CUT-OFF, ADJUST LEVEL ON METER TO MEASURED POINT:

LEVEL BEFORE: Target level 13.0" As found 13.09"

LEVEL AFTER: 13.09" No adjustments made due to ISCO recommendations

LEVEL FLOW CONVERSION CHECK:

WITH FLOW THRU PRIMARY DEVICE, CHECK LEVEL TO FLOW CONVERSION WITH HANDBOOK OR PRIMARY DEVICE DATA SHEET: YES/OK

TOTALIZER CHECK:

WITH FLOW GOING THRU PRIMARY DEVICE, VERIFY THAT TOTAL FLOW IS INTEGRATING PROPERLY USING TIMED RATE METHOD: YES/OK

CALIBRATED BY: BRIAN SCHEPPLER

DATE: 4/7/2020

BC SYSTEMS INC.
2778 N. 4000 E. ROAD
BOURBONNAIS ILLINOIS 60914
PHONE: 1-815-671-1257
FAX: 1-815-802-0219

FIELD CALIBRATION SHEET

COMPANY: KRMA

CITY: KANKAKEE

FLOW METER MODEL: Siemens Hydro Ranger #1

Influent April 4th, 2020

PRIMARY DEVICE: Flume

FLOW: 0-73 MGD

MEASURING DEVICE: Ultrasonic

CHECK POINTS:

LEVEL? YES

FREE FLOWING? Yes

TURBULENCE? Yes

BLOCKAGE? NO

SURFACE BUILD-UP? No

HEAD MEASURING DEVICE MOUNTED PROPERLY? YES

BLOCKAGE IN HEAD MEASURING DEVICE? NO

IS FLOW METER PROGRAMMED CORRECTLY? YES

CALIBRATION:

NOTE: THE ZERO POINT FOR MEASURING MUST BE LEVEL WITH THE WEIR CREST OR FLUME ZERO POINT:

A) IF POSSIBLE, CUT-OFF FLOW & SET LEVEL TO 0.000FT

LEVEL BEFORE:

LEVEL AFTER:

B) IF FLOW CANNOT BE CUT-OFF, ADJUST LEVEL ON METER TO MEASURED POINT:

LEVEL BEFORE: Target Set 30.0 MGD As Found 9.97 MGD LEVEL AFTER: 29.97MGD

LEVEL FLOW CONVERSION CHECK:

WITH FLOW THRU PRIMARY DEVICE, CHECK LEVEL TO FLOW CONVERSION WITH HANDBOOK OR PRIMARY DEVICE DATA SHEET: YES/OK

TOTALIZER CHECK:

WITH FLOW GOING THRU PRIMARY DEVICE, VERIFY THAT TOTAL FLOW IS INTEGRATING PROPERLY USING TIMED RATE METHOD: YES/OK

CALIBRATED BY: BRIAN SCHEPPLER

DATE: 4/4/2020

BC SYSTEMS INC.
2778 N. 4000 E. ROAD
BOURBONNAIS ILLINOIS 60914
PHONE: 1-815-671-1257
FAX: 1-815-802-0219

FIELD CALIBRATION SHEET

COMPANY: KRMA

CITY: BRADLEY/ RIVER DRIVE

FLOW METER MODEL: Isco Signature

INFLUENT April 4th, 2020

PRIMARY DEVICE: PHARSHAL

FLOW: 0-21.36

MEASURING DEVICE: ULTRASONIC

CHECK POINTS:

LEVEL? YES

FREE FLOWING? NO

TURBULENCE? Yes

BLOCKAGE? NO

SURFACE BUILD-UP? NONE

HEAD MEASURING DEVICE MOUNTED PROPERLY? YES

BLOCKAGE IN HEAD MEASURING DEVICE? NO

IS FLOW METER PROGRAMMED CORRECTLY? YES

CALIBRATION:

NOTE: THE ZERO POINT FOR MEASURING MUST BE LEVEL WITH THE WEIR CREST OR FLUME ZERO POINT:

A) IF POSSIBLE, CUT-OFF FLOW & SET LEVEL TO 0.000FT

LEVEL BEFORE:

LEVEL AFTER:

B) IF FLOW CANNOT BE CUT-OFF, ADJUST LEVEL ON METER TO MEASURED POINT:

LEVEL BEFORE: Target 13.0" Level reading 13.013"

LEVEL AFTER: 13.013"

LEVEL FLOW CONVERSION CHECK:

WITH FLOW THRU PRIMARY DEVICE, CHECK LEVEL TO FLOW CONVERSION WITH HANDBOOK OR PRIMARY DEVICE DATA SHEET: YES/OK

TOTALIZER CHECK:

WITH FLOW GOING THRU PRIMARY DEVICE, VERIFY THAT TOTAL FLOW IS INTEGRATING PROPERLY USING TIMED RATE METHOD: YES/OK

CALIBRATED BY: BRIAN SCHEPPLER

DATE: 4/4/2020

BC SYSTEMS INC.
2778 N. 4000 E. ROAD
BOURBONNAIS ILLINOIS 60914
PHONE: 1-815-671-1257
FAX: 1-815-802-0219

FIELD CALIBRATION SHEET

COMPANY: KRMA

CITY: KANKAKEE/BROOKMONT

FLOW METER MODEL: ISCO Signature

INFLUENT April 4th, 2020

PRIMARY DEVICE: PHARSHAL

FLOW: 0-516 GPM 0-13.20 IN

MEASURING DEVICE: ULTRASONIC

CHECK POINTS:

LEVEL? YES

FREE FLOWING? YES

TURBULENCE? NO

BLOCKAGE? No

SURFACE BUILD-UP? NONE

HEAD MEASURING DEVICE MOUNTED PROPERLY?

BLOCKAGE IN HEAD MEASURING DEVICE? NO

IS FLOW METER PROGRAMMED CORRECTLY? Yes

CALIBRATION:

NOTE: THE ZERO POINT FOR MEASURING MUST BE LEVEL WITH THE WEIR CREST OR FLUME ZERO POINT:

A) IF POSSIBLE, CUT-OFF FLOW & SET LEVEL TO 0.000FT

LEVEL BEFORE:

LEVEL AFTER:

B) IF FLOW CANNOT BE CUT-OFF, ADJUST LEVEL ON METER TO MEASURED POINT:

LEVEL BEFORE: Target 24.125" Level 24.141"

LEVEL AFTER: 24.123"

LEVEL FLOW CONVERSION CHECK:

WITH FLOW THRU PRIMARY DEVICE, CHECK LEVEL TO FLOW CONVERSION WITH HANDBOOK OR PRIMARY DEVICE DATA SHEET:

TOTALIZER CHECK:

WITH FLOW GOING THRU PRIMARY DEVICE, VERIFY THAT TOTAL FLOW IS INTEGRATING PROPERLY USING TIMED RATE METHOD:

CALIBRATED BY: Brian Scheppler

DATE 4/4/2020

BC SYSTEMS INC.
2778 N. 4000 E. ROAD
BOURBONNAIS ILLINOIS 60914
PHONE: 1-815-671-1257
FAX: 1-815-802-0219

FIELD CALIBRATION SHEET

COMPANY: KRMA

CITY: KANKAKEE/RIVERLANE

FLOW METER MODEL: Isco Signature

INFLUENT April 4th, 2020

PRIMARY DEVICE: PHARSHAL

FLOW: 0-516 GPM 0-13.20 IN

MEASURING DEVICE: ULTRASONIC

CHECK POINTS:

LEVEL? YES

FREE FLOWING? Yes

TURBULENCE? NO

BLOCKAGE? None

SURFACE BUILD-UP? Yes

HEAD MEASURING DEVICE MOUNTED PROPERLY? Yes

BLOCKAGE IN HEAD MEASURING DEVICE? NO

IS FLOW METER PROGRAMMED CORRECTLY? Yes

CALIBRATION:

NOTE: THE ZERO POINT FOR MEASURING MUST BE LEVEL WITH THE WEIR CREST OR FLUME ZERO POINT:

A) IF POSSIBLE, CUT-OFF FLOW & SET LEVEL TO 0.000FT
LEVEL BEFORE:

LEVEL AFTER:

B) IF FLOW CANNOT BE CUT-OFF, ADJUST LEVEL ON METER TO MEASURED
POINT

C) LEVEL BEFORE: TARGET SET 24.125 Level 24.121"
LEVEL AFTER: 24.121"

LEVEL FLOW CONVERSION CHECK:

WITH FLOW THRU PRIMARY DEVICE, CHECK LEVEL TO FLOW CONVERSION WITH
HANDBOOK OR PRIMARY DEVICE DATA SHEET:

TOTALIZER CHECK:

WITH FLOW GOING THRU PRIMARY DEVICE, VERIFY THAT TOTAL FLOW IS
INTEGRATING PROPERLY USING TIMED RATE METHOD:

CALIBRATED BY: Brian Scheppler

DATE: 4/4/2020

BC SYSTEMS INC.
2778 N. 4000 E. ROAD
BOURBONNAIS ILLINOIS 60914
PHONE: 1-815-671-1257
FAX: 1-815-802-0219

ATTACHMENT

E

DATE: **March 2020**

TO: Kankakee River Metropolitan Agency Board

FROM: Melanie Gossett, Assistant Superintendent Technical Services

RE: March 2020 Report on KRMA's Pretreatment Program – Trucked-in Wastewater

A. March 2020 pretreatment sample analyses (metals, cyanide & VOA) for the permitted industries were a total of **82** samples and a total of **620** analyses.:

GML	8 samples	NGPL	9 samples
Kankakee RDF	1 sample	Hoffman	3 samples
Laraway	7 sample	Prairie View	3 samples
Solvay	0 samples	Newton Co.	13 samples
Liberty	9 samples	Livingston	11 samples
TCS	13 samples	Zutat Feed	5 samples

B. Volumes received for March 2020 from trucked-in industries:

Newton Co.	2,645,561	gals	385 loads
Prairie View RDF	32,673	gals	6 loads
Kankakee RFD	21,000	gals	3 loads
Laraway RDF	367,664	gals	60 loads
Natural Gas Pipeline (NGPL)	100,000	gals	20 loads
Gilster-Mary Lee (GML)	51,000	gals	9 loads
Hoffman Transportation	30,000	gals	6 loads
Solvay	0	gals	0 loads
Liberty Landfill	1,408,230	gals	227 loads
Livingston Landfill	186,443	gals	30 loads
Tank Cleaning Solutions	160,916	gals	31 loads
Zutat Feed Solutions	36,000	gals	6 loads
Total	5,039,487	gals	783 loads

C. The KRMA facility received a total of **182 loads** of septage which totaled **479,100 gallons** for the month of March 2020.

D. The monthly reports prepared:

1. NPDES Report
2. Plant Flow Summary Report
3. Trucked-in Haulers User Charge Bills (13)
4. Trucked-in Haulers Loading Report
5. Trucked-in Haulers Flow Summary

KRMA YEARLY UTILITY USAGE - (YEAR)

	KRMA ELECTRIC ENERGY USE									KRMA WATER USE				
	Total KWH	Days	Total Cost \$/month	Total Cost \$/day	Hydro KWH	Methane KWH	Mid-American KWH	KWH/HR (Avg)	\$/KWH	Gallons	Days	Total Cost \$/Billing Period	Gallons/Day	Total Cost \$/day
JANUARY	949,984	31	\$ 46,799	\$ 1,510		260544	689,440	1,277	\$ 0.0493	360,000	33	\$ 2,663	10,909	81
FEBRUARY	839,904	35	\$ 51,423	\$ 1,469		108,341	731,563	1,000	\$ 0.0612	300,000	33	\$ 2,336	9,091	71
MARCH	951,132	31	\$ 45,775	\$ 1,477		215,667	735,465	1,278	\$ 0.0481	350,000	29	\$ 2,608	12,069	90
APRIL	0			#DIV/0!				#DIV/0!	#DIV/0!				#DIV/0!	#DIV/0!
MAY	0			#DIV/0!				#DIV/0!	#DIV/0!				#DIV/0!	#DIV/0!
JUNE	0			#DIV/0!				#DIV/0!	#DIV/0!				#DIV/0!	#DIV/0!
JULY	0			#DIV/0!				#DIV/0!	#DIV/0!				#DIV/0!	#DIV/0!
AUGUST	0			#DIV/0!				#DIV/0!	#DIV/0!				#DIV/0!	#DIV/0!
SEPTEMBER	0			#DIV/0!				#DIV/0!	#DIV/0!				#DIV/0!	#DIV/0!
OCTOBER	0			#DIV/0!				#DIV/0!	#DIV/0!				#DIV/0!	#DIV/0!
NOVEMBER	0			#DIV/0!				#DIV/0!	#DIV/0!				#DIV/0!	#DIV/0!
DECEMBER	0			#DIV/0!				#DIV/0!	#DIV/0!				#DIV/0!	#DIV/0!
TOTAL	2,741,020	97	\$ 143,997	#DIV/0!	0	584,552	2,156,468	#DIV/0!	#DIV/0!			\$ 7,607	#DIV/0!	#DIV/0!
	Total KWH	Days	Total Cost \$/month	Total Cost \$/day	Hydro KWH	Methane KWH	Mid-American KWH	KWH/HR (Avg)	\$/KWH	Gallons	Days	Total Cost \$/Billing Period	Gallons/Day	Total Cost \$/day

KRMA NATURAL GAS USE

	Therms	Days	Total Cost \$/Billing Period	
			Therms/Day	Total Cost \$/day
JANUARY	40,548	31	\$ 15,363	1308 \$ 496
FEBRUARY				#DIV/0!
MARCH				#DIV/0!
APRIL				#DIV/0!
MAY				#DIV/0!
JUNE				#DIV/0!
JULY				#DIV/0!
AUGUST				#DIV/0!
SEPTEMBER				#DIV/0!
OCTOBER				#DIV/0!
NOVEMBER				#DIV/0!
DECEMBER				#DIV/0!
TOTAL	40,548	31	\$ 15,363	#DIV/0!
	Therms	Days	Total Cost \$/Billing Period	Therms/Day Total Cost \$/day

Date	Kankakee	Laraway				Hoffman	Newton Co.	Newton Co.		Livingston	Liberty		Zutat Feed	Monthly	
2020	RDF	RDF	NGPL	Gilster-ML	PrairieView	Transportation	Landfill	Stormwater	Solvay	Landfill	Landfill	TCS	Solutions	Total	# Loads
January	21,000	240,843	100,000	70,000	144,591	60,000	2,593,084	0	0	164,827	600,159	152,301		4,146,805	651
February	0	586,575	70,000	91,000	27,896	40,000	2,124,046	0	0	134,003	686,291	167,380		3,927,191	618
March	21,000	367,664	100,000	51,000	32,673	30,000	2,645,561	0	0	186,443	1,408,230	160,916	36,000	5,039,487	783
April															
May															
June															
July															
August															
September															
October															
November															
December															
TOTAL															

Average 14,000 398,361 90,000 70,667 68,387 43,333 2,454,230 0 0 161,758 898,227 160,199 36,000 4,371,161 684

5/1/2016 4.9 4.9 7.1 7.1 4.9 4.9 4.2 2.0 11.4 4.9 4.9 7.1 7.1

As of 5/1/2020 5.6 5.6 8.2 8.2 5.6 5.6 5.6 2.3 13.1 5.6 5.6 8.2 8.2

LeachateTOTAL1.xls

Kankakee River Metropolitan Agency
Statement of Net Position
As of March 31, 2020 and March 31, 2019

No Assurance is Provided

		<u>March 31, 2020</u>	<u>March 31, 2019</u>
	Current Assets		
1010	Payroll Checking-Midland	76,687	937
1020	Cash In Bank-O&M Acct Midland	949,069	1,088,598
1030	Money Market Account-Midland	605,039	400,219
1200	Accounts Receivable	261,687	194,576
1201	Accounts Receivable-Kankakee	1,227,444	1,578,911
1210	Accounts Receivable-Bourbonnais	636,733	228,286
1220	Accounts Receivable-Bradley	257,461	232,216
1205	A/R - Hauled In Waste-Month End	247,823	247,383
1360	Prepaid Insurance	<u>23,297</u>	<u>22,908</u>
	Total Current Assets	4,285,240	3,994,034
	Capital Assets		
1490	Treatment Facility	12,859,617	12,859,617
1500	Equipment	576,230	394,517
1610	2007 Capital Improvement Project	4,591,913	4,591,913
1611	SCADA	14,526,033	14,526,033
1612	Phase 1A	20,221,563	20,306,563
1613	Phase 1B	18,481,055	18,566,055
1614	Phase 1C	19,134,737	19,359,737
1615	Building Improvements	51,697	51,697
1620	IEPA Project	5,117,508	5,117,508
1625	IEPA Compliance	143,641	143,641
1630	Machinery and Equipment	4,463,581	4,463,581
1640	Asset Mgt Plan	341,515	341,515
1651	Land	291,080	291,080
1652	Land Improvements	1,373,953	1,373,953
1653	Vehicles	288,430	288,430
1730	Accum Depr-Machinery & Equip	<u>(32,264,833)</u>	<u>(29,038,482)</u>
	Total Capital Assets	70,197,719	73,637,357
	Other Assets		
1850	Bond & Int Escrow-Midland	1,199,266	1,175,301
1855	Jr. Bond & Interest -1st Trust	152,689	514,605
1865	Bond Reserve Acct-Midland	987,834	850,296
1870	Depreciation Fund-1st Trust	<u>164,699</u>	<u>186,226</u>
	Total Other Assets	2,504,489	2,726,427
	Total Assets	<u>76,987,447</u>	<u>80,357,818</u>

Kankakee River Metropolitan Agency
Statement of Net Position
As of March 31, 2020 and March 31, 2019

No Assurance is Provided

Liabilities and Net Position		<u>March 31, 2020</u>	<u>March 31, 2019</u>
Current Liabilities			
2100	Accounts Payable	71,031	139,004
2310	Federal Taxes Payable	5,262	4,600
2330	State Unemployment Payable	1,534	1,186
2340	Union Dues Payable	(438)	0
2350	401K Payable	3,816	3,380
2400	Accrued Interest	170,600	174,800
2401	Accounts Payable-Month End	12,500	12,500
2420	Accrued Payroll	65,493	64,465
2430	Accrued Sick/Vacation Time	212,211	171,220
2461	Current Portion Long-Term Debt	3,932,904	3,152,499
2604	Participant Payable/(Rec) - Aroma Park	<u>7,652</u>	<u>5,264</u>
Total Current Liabilities		4,482,564	3,728,919
Long-Term Liabilities			
2510	Bond Principal	8,400,000	9,270,000
2515	Deferred amount on refunding	(602,564)	(602,564)
2516	Amortize Deferred Bond Refundng	220,940	160,684
2517	Original Issue Premium	885,989	1,025,882
2520	IEPA Loan #1 (L17-236400)	2,251,555	2,627,117
2521	IEPA Loan #1 - Accrued Interest	10,519	10,036
2522	IEPA Loan #2 (L17-333400)	7,724,859	8,569,227
2523	IEPA Loan #2-Accrued Interest	(438)	56,840
2524	IEPA Loan #3 (L17-483600)	11,091,458	11,783,902
2525	IEPA Loan #3 - Accrued Interest	40,319	40,036
2526	IEPA Loan #4 (L17-499200)	1,351,486	1,431,424
2527	IEPA Loan #4 - Accrued Interest	8,260	8,422
2528	IEPA Loan #5 (L17-4868)	13,662,998	14,539,671
2529	IEPA Loan #5 - Accrued Interest	41,916	41,722
2530	IEPA Loan #6 (L17-4869)	14,963,928	16,215,658
2531	IEPA Loan #6 - Accrued Interest	<u>132,583</u>	<u>144,688</u>
Total Long-Term Liabilities		<u>60,183,806</u>	<u>65,322,743</u>
Total Liabilities		64,666,371	69,051,662
Net Position			
3010	Net Position-Kankakee	5,984,336	5,785,953
3020	Net Position-Bradley	1,643,693	1,588,059
3030	Net Position-Bourbonnais	2,995,538	2,887,197
3040	Net Position-Aroma Park	61,258	59,064
4010	Change in Net Position	<u>1,636,251</u>	<u>985,883</u>
Total Net Position		<u>12,321,076</u>	<u>11,306,156</u>
Total Liabilities and Net Position		<u>76,987,447</u>	<u>80,357,818</u>

Kankakee River Metropolitan Agency
Statement of Revenues, Expenses and Changes in Net Position
For the Periods Ended March 31, 2020 and March 31, 2019

No Assurance is Provided

	<u>Mar 31, 2020</u>	<u>Mar 31, 2020</u>	<u>Fiscal Year-to-</u>	<u>Fiscal Year-to-</u>	<u>01-May-18</u>
	<u>Actual</u>	<u>Budget</u>	<u>Date</u>	<u>Date</u>	<u>to</u>
			<u>Actual</u>	<u>Budget</u>	<u>31-Mar-19</u>
Operating Revenue					
4010	City of Kankakee	477,800	477,800	5,255,800	5,051,200
4020	Village of Bradley	105,600	105,600	1,161,600	1,150,600
4030	Village of Bourbonnais	200,500	200,500	2,205,500	2,031,700
4040	Village of Aroma Park	3,500	3,500	38,500	37,400
4200	Miscellaneous Income	0	0	0	0
4400	Hauled In Waste	185,096	150,000	1,949,497	1,820,893
4401	Analysis Charges	36,181	0	339,720	312,119
4402	Administrative Charges	2,619	0	27,806	34,666
4404	E-Manifest Charges	0	0	(6,156)	10,043
4500	Septic Income	9,522	15,000	203,916	164,087
	Total Operating Revenue	1,020,818	952,400	11,176,184	10,612,709
Operating Expenses					
General and Administrative					
6005	Management Services	7,500	7,500	82,500	90,000
6030	Financial & Administrative	12,770	8,417	90,522	91,195
6040	Administrative Expense	1,707	3,167	37,693	33,217
6100	Amortization-Issuance Costs	5,021	5,083	55,235	55,235
6115	Audit Services	0	0	14,000	13,370
6120	Community Contributions	0	0	1,000	0
6150	Depreciation	284,600	291,667	3,173,000	3,208,333
6200	Director's Fees	3,750	4,333	36,250	47,500
6210	Dues and Subscriptions	(4,192)	625	7,060	6,263
6261	Workmen's Comp Insurance	7,940	7,250	82,476	70,878
6262	General Liability	0	0	216,426	205,947
6320	Interest Expense	125,400	126,992	1,393,200	1,455,324
6380	Legal Expense	9,524	8,333	57,130	55,799
6420	Miscellaneous	190	375	3,120	4,294
6550	P.I.L.O.T. Fees	0	0	50,000	50,000
	Total General and Administrative	488,832	512,092	5,722,011	6,023,661
Operations & Maintenance - KRMA					
6117	Chemicals	1,032	14,167	150,428	139,375
6221	Health Insurance	25,471	23,333	245,608	228,827
6222	401K	7,521	6,833	88,490	73,909
6223	Other	0	0	0	172
6225	Employee Life Insurance	0	625	6,058	6,741
6560	Operations Salaries and Wages-Other	70	0	5,163	6,562

Kankakee River Metropolitan Agency
Statement of Revenues, Expenses and Changes in Net Position
For the Periods Ended March 31, 2020 and March 31, 2019

No Assurance is Provided

	Mar 31, 2020 Actual	Mar 31, 2020 Budget	Fiscal Year-to- Date Actual	Fiscal Year-to- Date Budget	01-May-18 to 31-Mar-19	
6561	O & M Salaries	101,111	108,333	1,157,481	1,191,667	1,092,043
6562	O & M Overtime	1,324	1,500	29,749	16,500	15,840
6567	Holiday Overtime	0	1,417	2,864	15,583	16,293
6570	Admin Salaries and Wages	35,845	37,500	401,116	412,500	358,344
6590	Permit Expense	0	0	52,500	52,500	52,500
6680	Repairs & Maintenance-Equip	21,228	29,167	354,627	320,833	253,755
6700	Sludge Removal	45,696	37,500	408,384	412,500	412,310
6710	Supplies	875	4,583	45,605	50,417	39,965
6722	Social Security and Medicare	10,473	11,250	121,142	123,750	112,915
6724	State Unemployment Tax Expense	83	208	1,785	2,292	1,465
6800	Travel	0	42	2,619	458	423
6820	Telephone	1,532	2,083	18,397	22,917	18,583
6971	Electric	47,445	43,750	487,112	481,250	493,783
6973	Water	0	3,333	27,935	36,667	56,813
6981	Fuel	1,522	2,083	15,639	22,917	17,414
6982	Repairs & Maintenance	92	417	9,212	4,583	13,887
	Total Operations & Maintenance - KRMA	301,320	339,417	3,755,007	3,786,083	3,568,945
6050	Cleaning Services	4,353	2,083	19,578	22,917	18,986
6125	Bank/Finance Charges/Late Pymnt	228	333	3,958	3,667	3,576
6130	Continuing Education & Training	0	1,250	3,711	13,750	11,525
6390	Professional Fees	1,382	12,500	78,343	137,500	47,506
6840	E-Waste Grant Project	12,676	9,167	112,780	100,833	96,340
6960	Uniforms & Linen Service	2,080	1,667	17,410	18,333	14,743
	Total Operating Expenses	810,871	878,508	9,712,798	9,996,092	9,785,283
	Operating Income (Expense)	209,946	73,892	1,463,386	480,308	827,426
	Non-Operating Revenues (Expenses)					
9050	Interest Income	2,665	2,917	42,961	32,083	30,203
9100	Amortization-O.I.P.	11,658	11,658	128,235	128,235	128,235
	Total Non-Operating Revenues (Expenses)	14,356	14,574	172,865	160,319	158,457
	Change in Net Position	224,303	88,466	1,636,251	640,627	985,883

Disclosures and a Statement of Cash Flows required by accounting principles generally accepted in the United States of America have been omitted.

Kankakee River Metropolitan Agency
Operations and Maintenance Checking Activity
As of March 31, 2020

Type	Date	Num	Name	Credit
1020 - Cash in Bank-O&M Acct Midland				
Bill Pmt -Check	03/05/2020	20423	Altorfer Industries, Inc.	88,489.71
Bill Pmt -Check	03/05/2020	20424	Amazon Capital Services	234.93
Bill Pmt -Check	03/05/2020	20425	Aqua Illinois	2,335.81
Bill Pmt -Check	03/05/2020	20426	Aramark (25259 Network)	196.29
Bill Pmt -Check	03/05/2020	20427	AT & T (Carol Stream)	98.36
Bill Pmt -Check	03/05/2020	20428	BC Systems	1,000.00
Bill Pmt -Check	03/05/2020	20429	Blain's Farm & Fleet	85.97
Bill Pmt -Check	03/05/2020	20430	Brian Stump	625.00
Bill Pmt -Check	03/05/2020	20431	Carl Brown	600.00
Bill Pmt -Check	03/05/2020	20432	Chasity Wells-Armstrong	700.00
Bill Pmt -Check	03/05/2020	20433	Elizabeth Kubal	600.00
Bill Pmt -Check	03/05/2020	20434	Kankakee Industrial Technology	972.19
Bill Pmt -Check	03/05/2020	20435	Marc Wakat	600.00
Bill Pmt -Check	03/05/2020	20436	MCI Business Gold	48.49
Bill Pmt -Check	03/05/2020	20437	Megaplex I.T. Solutions Inc.	90.00
Bill Pmt -Check	03/05/2020	20438	Menards	435.43
Bill Pmt -Check	03/05/2020	20439	Motion Industries, Inc.	1,249.53
Bill Pmt -Check	03/05/2020	20440	Protection Associates, Inc.	78.00
Bill Pmt -Check	03/05/2020	20441	Quill	256.53
Bill Pmt -Check	03/05/2020	20442	Westside Tire & Alignment	924.40
Bill Pmt -Check	03/06/2020	20443	City of Kankakee (PILOT)	37,500.00
Bill Pmt -Check	03/06/2020	20444	Paul Schore	1,250.00
Bill Pmt -Check	03/10/2020	20445	Aramark (25259 Network)	196.29
Bill Pmt -Check	03/10/2020	20446	BC Systems	470.00
Bill Pmt -Check	03/10/2020	20447	City of Kankakee (Fuel)	1,521.76
Bill Pmt -Check	03/10/2020	20448	ComEd	60.11
Bill Pmt -Check	03/10/2020	20449	Daily Journal	250.84
Bill Pmt -Check	03/10/2020	20450	Gordon Electric Supply	192.73
Bill Pmt -Check	03/10/2020	20451	Kankakee Disposal	1,091.67
Bill Pmt -Check	03/10/2020	20452	O'Reilly Auto Parts	13.32
Bill Pmt -Check	03/10/2020	20453	Peters Water Conditioning	59.50
Bill Pmt -Check	03/10/2020	20454	Rogers Supply Company, Inc.	374.73
Bill Pmt -Check	03/10/2020	20455	SKDO, P.C.	6,032.00
Bill Pmt -Check	03/10/2020	20456	Verizon Wireless	642.53
Bill Pmt -Check	03/17/2020	20457	Airgas USA, LLC	117.55
Bill Pmt -Check	03/17/2020	20458	Altorfer Industries, Inc.	307.93
Bill Pmt -Check	03/17/2020	20459	Amazon Capital Services	65.97
Bill Pmt -Check	03/17/2020	20460	Aramark (25259 Network)	201.27
Bill Pmt -Check	03/17/2020	20461	Bear Machine Tool & Die, Inc.	1,245.00
Bill Pmt -Check	03/17/2020	20462	Blain's Farm & Fleet	137.00
Bill Pmt -Check	03/17/2020	20463	FleetPride	42.20
Bill Pmt -Check	03/17/2020	20464	Gasvoda & Associates, Inc.	5,648.00
Bill Pmt -Check	03/17/2020	20465	Jack's Cleaning Service	9,952.78
Bill Pmt -Check	03/17/2020	20466	Kankakee Municipal Utility (Lab Bill)	34,621.24
Bill Pmt -Check	03/17/2020	20467	MidAmerican Energy Company	47,385.28
Bill Pmt -Check	03/17/2020	20468	New Era Spreading, Inc.	30,720.00
Bill Pmt -Check	03/17/2020	20469	Physicians Immediate Care	190.00
Bill Pmt -Check	03/17/2020	20470	Shaun Ownbey	310.00
Bill Pmt -Check	03/17/2020	20471	USA Bluebook	86.51
Bill Pmt -Check	03/20/2020	20472	Aramark (22512 Network)	55.97
Bill Pmt -Check	03/20/2020	20473	Aramark (25259 Network)	199.61
Bill Pmt -Check	03/20/2020	20474	Bear Machine Tool & Die, Inc.	450.00
Bill Pmt -Check	03/20/2020	20475	Blain's Farm & Fleet	457.89
Bill Pmt -Check	03/20/2020	20476	Farmers State Bank of Danforth	811.73
Bill Pmt -Check	03/20/2020	20477	Fastenal Industrial & Construction	26.82
Bill Pmt -Check	03/20/2020	20478	Heritage FS (Peotone)	363.69
Bill Pmt -Check	03/20/2020	20479	Local 399 Health & Welfare Trust	1,109.00
Bill Pmt -Check	03/20/2020	20480	Quill	252.07
Bill Pmt -Check	03/20/2020	20481	Robbins, Schwartz, Nicholas, Lifton & Tay	5,224.40
Bill Pmt -Check	03/20/2020	20482	Ronald Haney	37.18
Bill Pmt -Check	03/20/2020	20483	United Healthcare	6,928.04
Bill Pmt -Check	03/20/2020	20484	USA Bluebook	575.42
Bill Pmt -Check	03/20/2020	20485	Vogelsang	1,097.62
Bill Pmt -Check	03/26/2020	20486	Alexander Chemical, A Carus Company	1,031.56
Bill Pmt -Check	03/26/2020	20487	Art Strother	224.20
Bill Pmt -Check	03/26/2020	20488	AT & T (Box 5019 Carol Stream)	605.03
Bill Pmt -Check	03/26/2020	20489	Blain's Farm & Fleet	60.92

3:17 PM

04/13/20

Accrual Basis

Kankakee River Metropolitan Agency
Operations and Maintenance Checking Activity
As of March 31, 2020

Type	Date	Num	Name	Credit
Bill Pmt -Check	03/26/2020	20490	Brian Stump	625.00
Bill Pmt -Check	03/26/2020	20491	Carl Brown	600.00
Bill Pmt -Check	03/26/2020	20492	Chasity Wells-Armstrong	700.00
Bill Pmt -Check	03/26/2020	20493	Comcast Business Services	235.90
Bill Pmt -Check	03/26/2020	20494	Elizabeth Kubal	600.00
Bill Pmt -Check	03/26/2020	20495	Englewood Electric Supply Co.	69.04
Bill Pmt -Check	03/26/2020	20496	Gasvoda & Associates, Inc.	1,198.00
Bill Pmt -Check	03/26/2020	20497	Hach Company	502.79
Bill Pmt -Check	03/26/2020	20498	Heritage FS (Peotone)	127.50
Bill Pmt -Check	03/26/2020	20499	Illinois Public Risk Fund	8,179.00
Bill Pmt -Check	03/26/2020	20500	Local 399 Health & Welfare Trust	18,583.00
Bill Pmt -Check	03/26/2020	20501	Marc Wakat	600.00
Bill Pmt -Check	03/26/2020	20502	MSC Industrial Supply Co.	265.28
Bill Pmt -Check	03/26/2020	20503	MyFleetCenter.com	78.97
Bill Pmt -Check	03/26/2020	20504	New Era Spreading, Inc.	14,976.00
Bill Pmt -Check	03/26/2020	20505	Paul Schore	625.00
Bill Pmt -Check	03/26/2020	20506	Regency Technologies, Inc.	7,076.30
Bill Pmt -Check	03/26/2020	20507	Robbins, Schwartz, Nicholas, Lifton & Tay	4,300.00
Bill Pmt -Check	03/26/2020	20508	Robinson Engineering	7,500.00
Bill Pmt -Check	03/26/2020	20509	Strand Associates, Inc.	1,382.15
Bill Pmt -Check	03/26/2020	20510	Tri-Power Trading Co., Inc.	1,089.00
Bill Pmt -Check	03/26/2020	20511	USA Bluebook	3,440.79
Total 1020 · Cash In Bank-O&M Acct Midland				372,571.72
TOTAL				372,571.72

Kankakee River Metropolitan Agency Payroll Checking Activity As of March 31, 2020

Type	Date	Num	Name	Debit	Credit	Balance
1010 · Payroll Checking-Midland						1,330.89
Transfer	03/03/2020			77,500.00		78,830.89
Liability Check	03/05/2020		QuickBooks Payroll Service		44,422.02	34,408.87
Paycheck	03/06/2020	DD1832	Arseneau, Michael E	0.00		34,408.87
Paycheck	03/06/2020	DD1834	Churney, James J.	0.00		34,408.87
Paycheck	03/06/2020	DD1835	Combs, Daniel J	0.00		34,408.87
Paycheck	03/06/2020	DD1836	Gossett, Maxwell F	0.00		34,408.87
Paycheck	03/06/2020	6667	Gowler, Michael		2,033.16	32,375.71
Paycheck	03/06/2020	DD1838	Haney, Ronald P	0.00		32,375.71
Paycheck	03/06/2020	DD1839	Kennedy, Bryan D	0.00		32,375.71
Paycheck	03/06/2020	DD1840	Lund, John H	0.00		32,375.71
Paycheck	03/06/2020	DD1841	Malone, Shawn	0.00		32,375.71
Paycheck	03/06/2020	DD1842	Owbey, Shaun E	0.00		32,375.71
Paycheck	03/06/2020	DD1843	Peters, Joshua T	0.00		32,375.71
Paycheck	03/06/2020	DD1844	Power, Brian P	0.00		32,375.71
Paycheck	03/06/2020	DD1845	Renchen, Jack A	0.00		32,375.71
Paycheck	03/06/2020	DD1848	Scheppler, Nicholas B	0.00		32,375.71
Paycheck	03/06/2020	DD1850	Summers, Charles A	0.00		32,375.71
Paycheck	03/06/2020	DD1851	Tucker, Nicholas J	0.00		32,375.71
Paycheck	03/06/2020	DD1833	Brown, Tawonda J	0.00		32,375.71
Paycheck	03/06/2020	DD1837	Gossett, Melanie L	0.00		32,375.71
Paycheck	03/06/2020	DD1846	Salan, Jennifer C.	0.00		32,375.71
Paycheck	03/06/2020	DD1847	Scheppler, Dustin R	0.00		32,375.71
Paycheck	03/06/2020	DD1849	Strother, Arthur L.	0.00		32,375.71
Liability Check	03/06/2020	E-pay	EFTPS		17,779.72	14,595.99
Liability Check	03/06/2020	E-pay	Illinois Department of Reve...		2,882.21	11,713.78
Liability Check	03/06/2020	ach	Alerus Financial		8,773.39	2,940.39
Liability Check	03/06/2020	6668	State Disbursement Unit		405.00	2,535.39
Transfer	03/18/2020			75,000.00		77,535.39
Liability Check	03/18/2020	6671	Operating Engineers Local ...		1,540.25	75,995.14
Liability Check	03/19/2020		QuickBooks Payroll Service		43,590.60	32,404.54
Paycheck	03/20/2020	DD1852	Arseneau, Michael E	0.00		32,404.54
Paycheck	03/20/2020	DD1854	Churney, James J.	0.00		32,404.54
Paycheck	03/20/2020	DD1855	Combs, Daniel J	0.00		32,404.54
Paycheck	03/20/2020	DD1856	Gossett, Maxwell F	0.00		32,404.54
Paycheck	03/20/2020	6669	Gowler, Michael		2,128.94	30,275.60
Paycheck	03/20/2020	DD1858	Haney, Ronald P	0.00		30,275.60
Paycheck	03/20/2020	DD1859	Kennedy, Bryan D	0.00		30,275.60
Paycheck	03/20/2020	DD1860	Lund, John H	0.00		30,275.60
Paycheck	03/20/2020	DD1861	Malone, Shawn	0.00		30,275.60
Paycheck	03/20/2020	DD1862	Owbey, Shaun E	0.00		30,275.60
Paycheck	03/20/2020	DD1863	Peters, Joshua T	0.00		30,275.60
Paycheck	03/20/2020	DD1864	Power, Brian P	0.00		30,275.60
Paycheck	03/20/2020	DD1865	Renchen, Jack A	0.00		30,275.60
Paycheck	03/20/2020	DD1868	Scheppler, Nicholas B	0.00		30,275.60
Paycheck	03/20/2020	DD1870	Summers, Charles A	0.00		30,275.60
Paycheck	03/20/2020	DD1871	Tucker, Nicholas J	0.00		30,275.60
Paycheck	03/20/2020	DD1853	Brown, Tawonda J	0.00		30,275.60
Paycheck	03/20/2020	DD1857	Gossett, Melanie L	0.00		30,275.60
Paycheck	03/20/2020	DD1866	Salan, Jennifer C.	0.00		30,275.60
Paycheck	03/20/2020	DD1867	Scheppler, Dustin R	0.00		30,275.60
Paycheck	03/20/2020	DD1869	Strother, Arthur L.	0.00		30,275.60
Liability Check	03/20/2020	E-pay	EFTPS		16,707.28	13,568.32
Liability Check	03/20/2020	E-pay	Illinois Department of Reve...		2,830.41	10,737.91
Liability Check	03/20/2020	6670	State Disbursement Unit		405.00	10,332.91
Liability Check	03/20/2020	ACH	Alerus Financial		8,646.47	1,686.44
Transfer	03/31/2020			75,000.00		76,686.44
Deposit	03/31/2020			0.35		76,686.79
Total 1010 · Payroll Checking-Midland				227,500.35	152,144.45	76,686.79
TOTAL				227,500.35	152,144.45	76,686.79

3:12 PM

04/13/20

Accrual Basis

Kankakee River Metropolitan Agency
Jr. Bond & Interest Checking Activity
As of March 31, 2020

<u>Type</u>	<u>Date</u>	<u>Num</u>	<u>Name</u>	<u>Credit</u>
1060 - Jr. Bond and Interest Checking Check	03/17/2020	Wire Tr...	IEPA (Loan Payments)	334,421.30
Total 1060 - Jr. Bond and Interest Checking				334,421.30
TOTAL				334,421.30

KANKAKEE RIVER METROPOLITAN AGENCY

Services Performed by Smith, Koelling, Dykstra & Ohm, P.C.

For the month ended March 31, 2020

Financial

1. Prepared checks for approval by board.
2. Maintained general ledger.
3. Maintenance of investments and transfers of funds in accordance with Bond requirements.
4. Various tasks and analyses regarding administrative duties in regards to hauled-in-waste.
5. Administration and preparation of payroll.
6. Preparation of monthly financial statements.
7. Meetings to discuss budget and long-term budget needs; preparation of Budget for FYE April 30, 2021.

Operational

1. Various meetings concerning various financial and operational issues.

Administrative

1. Met with Chairman, Vice Chairman and Executive Director to set agenda for monthly meeting.
2. Reviewed Regular Session Board Minutes.
3. Filing/scanning & document storage.

Kankakee River Metropolitan Agency

04/16/20

General Ledger

Accrual Basis

As of March 31, 2020

Type	Date	Num	Name	Memo	Amount	Balance
1010 - Payroll Checking-Midland						1,330.89
Transfer	03/03/2020			Funds Transfer...	77,500.00	78,830.89
Liability Ch...	03/05/2020		QuickBooks Payrol...	Created by Pay...	-44,422.02	34,408.87
Paycheck	03/06/2020	DD...	Arseneau, Michael E	Direct Deposit	0.00	34,408.87
Paycheck	03/06/2020	DD...	Churney, James J.	Direct Deposit	0.00	34,408.87
Paycheck	03/06/2020	DD...	Combs, Daniel J	Direct Deposit	0.00	34,408.87
Paycheck	03/06/2020	DD...	Gossett, Maxwell F	Direct Deposit	0.00	34,408.87
Paycheck	03/06/2020	6667	Gowler, Michael		-2,033.16	32,375.71
Paycheck	03/06/2020	DD...	Haney, Ronald P	Direct Deposit	0.00	32,375.71
Paycheck	03/06/2020	DD...	Kennedy, Bryan D	Direct Deposit	0.00	32,375.71
Paycheck	03/06/2020	DD...	Lund, John H	Direct Deposit	0.00	32,375.71
Paycheck	03/06/2020	DD...	Malone, Shawn	Direct Deposit	0.00	32,375.71
Paycheck	03/06/2020	DD...	Ownbey, Shaun E	Direct Deposit	0.00	32,375.71
Paycheck	03/06/2020	DD...	Peters, Joshua T	Direct Deposit	0.00	32,375.71
Paycheck	03/06/2020	DD...	Power, Brian P	Direct Deposit	0.00	32,375.71
Paycheck	03/06/2020	DD...	Renchen, Jack A	Direct Deposit	0.00	32,375.71
Paycheck	03/06/2020	DD...	Scheppler, Nichola...	Direct Deposit	0.00	32,375.71
Paycheck	03/06/2020	DD...	Summers, Charles A	Direct Deposit	0.00	32,375.71
Paycheck	03/06/2020	DD...	Tucker, Nicholas J	Direct Deposit	0.00	32,375.71
Paycheck	03/06/2020	DD...	Brown, Tawonda J	Direct Deposit	0.00	32,375.71
Paycheck	03/06/2020	DD...	Gossett, Melanie L	Direct Deposit	0.00	32,375.71
Paycheck	03/06/2020	DD...	Salan, Jennifer C.	Direct Deposit	0.00	32,375.71
Paycheck	03/06/2020	DD...	Scheppler, Dustin R	Direct Deposit	0.00	32,375.71
Paycheck	03/06/2020	DD...	Strother, Arthur L.	Direct Deposit	0.00	32,375.71
Liability Ch...	03/06/2020	E-pay	EFTPS	36-4086253 QB...	-17,779.72	14,595.99
Liability Ch...	03/06/2020	E-pay	Illinois Department ...	36-4086253 00...	-2,882.21	11,713.78
Liability Ch...	03/06/2020	ach	Alerus Financial	669869	-8,773.39	2,940.39
Liability Ch...	03/06/2020	6668	State Disbursemen...		-405.00	2,535.39
Transfer	03/18/2020			Funds Transfer...	75,000.00	77,535.39
Liability Ch...	03/18/2020	6671	Operating Engineer...	#100026	-1,540.25	75,995.14
Liability Ch...	03/19/2020		QuickBooks Payrol...	Created by Pay...	-43,590.60	32,404.54
Paycheck	03/20/2020	DD...	Arseneau, Michael E	Direct Deposit	0.00	32,404.54
Paycheck	03/20/2020	DD...	Churney, James J.	Direct Deposit	0.00	32,404.54
Paycheck	03/20/2020	DD...	Combs, Daniel J	Direct Deposit	0.00	32,404.54
Paycheck	03/20/2020	DD...	Gossett, Maxwell F	Direct Deposit	0.00	32,404.54
Paycheck	03/20/2020	6669	Gowler, Michael		-2,128.94	30,275.60
Paycheck	03/20/2020	DD...	Haney, Ronald P	Direct Deposit	0.00	30,275.60
Paycheck	03/20/2020	DD...	Kennedy, Bryan D	Direct Deposit	0.00	30,275.60
Paycheck	03/20/2020	DD...	Lund, John H	Direct Deposit	0.00	30,275.60
Paycheck	03/20/2020	DD...	Malone, Shawn	Direct Deposit	0.00	30,275.60
Paycheck	03/20/2020	DD...	Ownbey, Shaun E	Direct Deposit	0.00	30,275.60
Paycheck	03/20/2020	DD...	Peters, Joshua T	Direct Deposit	0.00	30,275.60
Paycheck	03/20/2020	DD...	Power, Brian P	Direct Deposit	0.00	30,275.60
Paycheck	03/20/2020	DD...	Renchen, Jack A	Direct Deposit	0.00	30,275.60
Paycheck	03/20/2020	DD...	Scheppler, Nichola...	Direct Deposit	0.00	30,275.60
Paycheck	03/20/2020	DD...	Summers, Charles A	Direct Deposit	0.00	30,275.60
Paycheck	03/20/2020	DD...	Tucker, Nicholas J	Direct Deposit	0.00	30,275.60
Paycheck	03/20/2020	DD...	Brown, Tawonda J	Direct Deposit	0.00	30,275.60
Paycheck	03/20/2020	DD...	Gossett, Melanie L	Direct Deposit	0.00	30,275.60
Paycheck	03/20/2020	DD...	Salan, Jennifer C.	Direct Deposit	0.00	30,275.60
Paycheck	03/20/2020	DD...	Scheppler, Dustin R	Direct Deposit	0.00	30,275.60
Paycheck	03/20/2020	DD...	Strother, Arthur L.	Direct Deposit	0.00	30,275.60
Liability Ch...	03/20/2020	E-pay	EFTPS	36-4086253 QB...	-16,707.28	13,568.32
Liability Ch...	03/20/2020	E-pay	Illinois Department ...	36-4086253 00...	-2,830.41	10,737.91
Liability Ch...	03/20/2020	6670	State Disbursemen...	CASE # 05-D-2...	-405.00	10,332.91
Liability Ch...	03/20/2020	ACH	Alerus Financial	669869	-8,646.47	1,686.44
Transfer	03/31/2020			Funds Transfer	75,000.00	76,686.44
Deposit	03/31/2020			Interest	0.35	76,686.79
Total 1010 - Payroll Checking-Midland					75,355.90	76,686.79

Kankakee River Metropolitan Agency General Ledger As of March 31, 2020

Type	Date	Num	Name	Memo	Amount	Balance
1020 - Cash In Bank-O&M Acct Midland						
Transfer	03/03/2020			Funds Transfer...	-77,500.00	1,089,917.94
Deposit	03/03/2020			BATCH 968574...	258,288.85	1,012,417.94
Check	03/04/2020	204...	Kankakee River M...	Monthly Transf...	-81,242.00	1,270,706.79
Check	03/04/2020	204...	Kankakee River M...	Monthly Transf...	-10,000.00	1,189,464.79
Check	03/04/2020	204...	Kankakee River M...	Monthly Transf...	-10,000.00	1,179,464.79
Check	03/04/2020	204...	Kankakee River M...	Monthly Transf...	-10,000.00	1,169,464.79
Bill Pmt -C...	03/05/2020	204...	Altorfer Industries, ...		-375,000.00	794,464.79
Bill Pmt -C...	03/05/2020	204...	Amazon Capital Se...		-88,489.71	705,975.08
Bill Pmt -C...	03/05/2020	204...	Aqua Illinois	#001303343 14...	-234.93	705,740.15
Bill Pmt -C...	03/05/2020	204...	Aramark (25259 N...		-2,335.81	703,404.34
Bill Pmt -C...	03/05/2020	204...	Aramark (25259 N...		-196.29	703,208.05
Bill Pmt -C...	03/05/2020	204...	AT & T (Carol Stre...	815933117402	-98.36	703,109.69
Bill Pmt -C...	03/05/2020	204...	BC Systems	INV # 7088	-1,000.00	702,109.69
Bill Pmt -C...	03/05/2020	204...	Blain's Farm & Fleet	8773	-85.97	702,023.72
Bill Pmt -C...	03/05/2020	204...	Brian Stump	Director's Fees	-625.00	701,398.72
Bill Pmt -C...	03/05/2020	204...	Carl Brown	Director's Fees	-600.00	700,798.72
Bill Pmt -C...	03/05/2020	204...	Chasity Wells-Arm...	Director's Fees	-700.00	700,098.72
Bill Pmt -C...	03/05/2020	204...	Elizabeth Kubal	Director's Fees	-600.00	699,498.72
Bill Pmt -C...	03/05/2020	204...	Kankakee Industria...	INV # 3034049	-972.19	698,526.53
Bill Pmt -C...	03/05/2020	204...	Marc Wakat	Director's Fees	-600.00	697,926.53
Bill Pmt -C...	03/05/2020	204...	MCI Business Gold	#08693364827	-48.49	697,878.04
Bill Pmt -C...	03/05/2020	204...	Megaplex I.T. Solut...	inv # 26	-90.00	697,788.04
Bill Pmt -C...	03/05/2020	204...	Menards	6004-3007-801...	-435.43	697,352.61
Bill Pmt -C...	03/05/2020	204...	Motion Industries, I...		-1,249.53	696,103.08
Bill Pmt -C...	03/05/2020	204...	Protection Associat...	INV # 2020.0692	-78.00	696,025.08
Bill Pmt -C...	03/05/2020	204...	Quill		-256.53	695,768.55
Bill Pmt -C...	03/05/2020	204...	Westside Tire & Ali...	INV # 30435	-924.40	694,844.15
Bill Pmt -C...	03/06/2020	204...	City of Kankakee (...		-37,500.00	657,344.15
Bill Pmt -C...	03/06/2020	204...	Paul Schore		-1,250.00	656,094.15
Deposit	03/10/2020			BATCH 970783...	249.40	656,343.55
Bill Pmt -C...	03/10/2020	204...	Aramark (25259 N...		-196.29	656,147.26
Bill Pmt -C...	03/10/2020	204...	BC Systems	INV # 7091	-470.00	655,677.26
Bill Pmt -C...	03/10/2020	204...	City of Kankakee (...	FUEL FEB 2020	-1,521.76	654,155.50
Bill Pmt -C...	03/10/2020	204...	ComEd	Acctt #435913...	-60.11	654,095.39
Bill Pmt -C...	03/10/2020	204...	Daily Journal	6040	-250.84	653,844.55
Bill Pmt -C...	03/10/2020	204...	Gordon Electric Su...	INV #S189236...	-192.73	653,651.82
Bill Pmt -C...	03/10/2020	204...	Kankakee Disposal		-1,091.67	652,560.15
Bill Pmt -C...	03/10/2020	204...	O'Reilly Auto Parts	4391-38044	-13.32	652,546.83
Bill Pmt -C...	03/10/2020	204...	Peters Water Cond...	INV # 69273	-59.50	652,487.33
Bill Pmt -C...	03/10/2020	204...	Rogers Supply Co...	INV # S331544...	-374.73	652,112.60
Bill Pmt -C...	03/10/2020	204...	SKDO, P.C.	6030	-6,032.00	646,080.60
Bill Pmt -C...	03/10/2020	204...	Verizon Wireless		-642.53	645,438.07
Deposit	03/17/2020			BATCH 972498...	15,328.52	660,766.59
Bill Pmt -C...	03/17/2020	204...	Airgas USA, LLC	INV # 9968826...	-117.55	660,649.04
Bill Pmt -C...	03/17/2020	204...	Altorfer Industries, ...	INV # P60C023...	-307.93	660,341.11
Bill Pmt -C...	03/17/2020	204...	Amazon Capital Se...	INV 1JP1-T9D...	-65.97	660,275.14
Bill Pmt -C...	03/17/2020	204...	Aramark (25259 N...		-201.27	660,073.87
Bill Pmt -C...	03/17/2020	204...	Bear Machine Tool...	INV # 059439	-1,245.00	658,828.87
Bill Pmt -C...	03/17/2020	204...	Blain's Farm & Fleet		-137.00	658,691.87
Bill Pmt -C...	03/17/2020	204...	FleetPride	INV # 47389403	-42.20	658,649.67
Bill Pmt -C...	03/17/2020	204...	Gasvoda & Associ...	INV 2000500	-5,648.00	653,001.67
Bill Pmt -C...	03/17/2020	204...	Jack's Cleaning Se...		-9,952.78	643,048.89
Bill Pmt -C...	03/17/2020	204...	Kankakee Municip...	6040	-34,621.24	608,427.65
Bill Pmt -C...	03/17/2020	204...	MidAmerican Ener...	Acctt #226932,...	-47,385.28	561,042.37
Bill Pmt -C...	03/17/2020	204...	New Era Spreading...	inv # 173	-30,720.00	530,322.37
Bill Pmt -C...	03/17/2020	204...	Physicians Immedi...	4145059	-190.00	530,132.37
Bill Pmt -C...	03/17/2020	204...	Shaun Ownbey	REIMBURSEM...	-310.00	529,822.37
Bill Pmt -C...	03/17/2020	204...	USA Bluebook	INV # 159553	-86.51	529,735.86
Transfer	03/18/2020			Funds Transfer...	-75,000.00	454,735.86
Deposit	03/18/2020			97300392	182,676.75	637,412.61
Bill Pmt -C...	03/20/2020	204...	Aramark (22512 N...	Inv 22236903	-55.97	637,356.64
Bill Pmt -C...	03/20/2020	204...	Aramark (25259 N...		-199.61	637,157.03
Bill Pmt -C...	03/20/2020	204...	Bear Machine Tool...	inv # 059451	-450.00	636,707.03
Bill Pmt -C...	03/20/2020	204...	Blain's Farm & Fleet	471	-457.89	636,249.14
Bill Pmt -C...	03/20/2020	204...	Farmers State Ban...	Account Ending...	-811.73	635,437.41
Bill Pmt -C...	03/20/2020	204...	Fastenal Industrial ...	INV # ILBRA25...	-26.82	635,410.59
Bill Pmt -C...	03/20/2020	204...	Heritage FS (Peoto...	INV # 33003509	-363.69	635,046.90
Bill Pmt -C...	03/20/2020	204...	Local 399 Health & ...	100026	-1,109.00	633,937.90

Kankakee River Metropolitan Agency

04/16/20

General Ledger

Accrual Basis

As of March 31, 2020

Type	Date	Num	Name	Memo	Amount	Balance
Bill Pmt -C...	03/20/2020	204...	Quill		-252.07	633,685.83
Bill Pmt -C...	03/20/2020	204...	Robbins, Schwartz,...	CLIENT # 0086...	-5,224.40	628,461.43
Bill Pmt -C...	03/20/2020	204...	Ronald Haney	Reimbursement	-37.18	628,424.25
Bill Pmt -C...	03/20/2020	204...	United Healthcare	INV # 8146107...	-6,928.04	621,496.21
Bill Pmt -C...	03/20/2020	204...	USA Bluebook		-575.42	620,920.79
Bill Pmt -C...	03/20/2020	204...	Vogelsang	inv # 50007420	-1,097.62	619,823.17
Bill Pmt -C...	03/26/2020	204...	Alexander Chemic...	INV # 22333	-1,031.56	618,791.61
Bill Pmt -C...	03/26/2020	204...	Art Strother	Reimb for Healt...	-224.20	618,567.41
Bill Pmt -C...	03/26/2020	204...	AT & T (Box 5019 ...	8310009357007	-605.03	617,962.38
Bill Pmt -C...	03/26/2020	204...	Blain's Farm & Fleet		-60.92	617,901.46
Bill Pmt -C...	03/26/2020	204...	Brian Stump	Director's Fees	-625.00	617,276.46
Bill Pmt -C...	03/26/2020	204...	Carl Brown	Director's Fees	-600.00	616,676.46
Bill Pmt -C...	03/26/2020	204...	Chasity Wells-Arm...	Director's Fees	-700.00	615,976.46
Bill Pmt -C...	03/26/2020	204...	Comcast Business ...	8771 40 002 01...	-235.90	615,740.56
Bill Pmt -C...	03/26/2020	204...	Elizabeth Kubal	Director's Fees	-600.00	615,140.56
Bill Pmt -C...	03/26/2020	204...	Englewood Electric...		-69.04	615,071.52
Bill Pmt -C...	03/26/2020	204...	Gasvoda & Associ...	INV2000570	-1,198.00	613,873.52
Bill Pmt -C...	03/26/2020	204...	Hach Company	INV # 11882125	-502.79	613,370.73
Bill Pmt -C...	03/26/2020	204...	Heritage FS (Peoto...	INV # 33003521	-127.50	613,243.23
Bill Pmt -C...	03/26/2020	204...	Illinois Public Risk ...	Inv #60346, Wo...	-8,179.00	605,064.23
Bill Pmt -C...	03/26/2020	205...	Local 399 Health &...	100026	-18,583.00	586,481.23
Bill Pmt -C...	03/26/2020	205...	Marc Wakat	Director's Fees	-600.00	585,881.23
Bill Pmt -C...	03/26/2020	205...	MSC Industrial Sup...		-265.28	585,615.95
Bill Pmt -C...	03/26/2020	205...	MyFleetCenter.com	28695	-78.97	585,536.98
Bill Pmt -C...	03/26/2020	205...	New Era Spreading...	INV # 174	-14,976.00	570,560.98
Bill Pmt -C...	03/26/2020	205...	Paul Schore	Director's Fees	-625.00	569,935.98
Bill Pmt -C...	03/26/2020	205...	Regency Technolo...		-7,076.30	562,859.68
Bill Pmt -C...	03/26/2020	205...	Robbins, Schwartz,...	CLIENT # 0086...	-4,300.00	558,559.68
Bill Pmt -C...	03/26/2020	205...	Robinson Engineer...	INV # 20030144	-7,500.00	551,059.68
Bill Pmt -C...	03/26/2020	205...	Strand Associates,...	INV # 158548	-1,382.15	549,677.53
Bill Pmt -C...	03/26/2020	205...	Tri-Power Trading ...	INV #6511	-1,089.00	548,588.53
Bill Pmt -C...	03/26/2020	205...	USA Bluebook		-3,440.79	545,147.74
Deposit	03/26/2020			97475851	478,835.00	1,023,982.74
Transfer	03/31/2020			Funds Transfer	-75,000.00	948,982.74
Deposit	03/31/2020			Interest	86.13	949,068.87
Total 1020 · Cash In Bank-O&M Acct Midland					-140,849.07	949,068.87
1030 · Money Market Account-Midland						604,998.72
Deposit	03/31/2020			Interest	40.50	605,039.22
Total 1030 · Money Market Account-Midland					40.50	605,039.22
1035 · Cash In Bank-Farmers State Bank						0.00
Total 1035 · Cash In Bank-Farmers State Bank						0.00
1040 · Working Cash Fund CD						0.00
Total 1040 · Working Cash Fund CD						0.00
1050 · Bond and Interest Checking						0.00
Total 1050 · Bond and Interest Checking						0.00
1060 · Jr. Bond and Interest Checking						0.00
Transfer	03/16/2020			Funds Transfer...	334,421.30	334,421.30
Check	03/17/2020	Wir...	IEPA (Loan Payme...	L17-3334	-334,421.30	0.00
Total 1060 · Jr. Bond and Interest Checking					0.00	0.00
1070 · Depreciation Checking						0.00
Total 1070 · Depreciation Checking						0.00
1080 · KRMA Construction Project						0.00
Total 1080 · KRMA Construction Project						0.00
1085 · Insurance Construction Checking						0.00
Total 1085 · Insurance Construction Checking						0.00
1090 · Capital Improv Chckng-HomeStar						0.00
Total 1090 · Capital Improv Chckng-HomeStar						0.00

Kankakee River Metropolitan Agency

04/16/20

General Ledger

Accrual Basis

As of March 31, 2020

Type	Date	Num	Name	Memo	Amount	Balance
1200 - Accounts Receivable						276,770.70
Payment	03/03/2020	502...	Gilster MaryLee Corp		-8,843.90	267,926.80
Payment	03/03/2020	8486	Peoria Packing Ltd.		-249.40	267,677.40
Payment	03/03/2020	110...	Natural Gas Pipelin...		-10,973.15	256,704.25
Payment	03/03/2020	165...	Hoffman Transport...		-5,681.15	251,023.10
Payment	03/03/2020	128...	Livingston Landfill		-12,618.89	238,404.21
Payment	03/03/2020	001...	Laraway RDF		-15,722.96	222,681.25
Payment	03/03/2020	001...	Kankakee RDF		-249.40	222,431.85
Payment	03/10/2020	301...	Solvay Corp		-249.40	222,182.45
Invoice	03/16/2020	1725	Gilster MaryLee Corp		11,390.40	233,572.85
Invoice	03/16/2020	1726	Hoffman Transport...		4,463.65	238,036.50
Invoice	03/16/2020	1727	Kankakee RDF		253.14	238,289.64
Invoice	03/16/2020	1728	Lake County C&D ...		249.40	238,539.04
Invoice	03/16/2020	1729	Laraway RDF		34,539.29	273,078.33
Invoice	03/16/2020	1730	Liberty Landfill		38,429.66	311,507.99
Invoice	03/16/2020	1731	Livingston Landfill		11,447.80	322,955.79
Invoice	03/16/2020	1732	Natural Gas Pipelin...		8,623.65	331,579.44
Invoice	03/16/2020	1733	Newton Co. Landfill...		95,911.08	427,490.52
Invoice	03/16/2020	1734	Peoria Packing Ltd.		249.40	427,739.92
Invoice	03/16/2020	1735	Prairie View RDF		4,313.24	432,053.16
Credit Memo	03/16/2020	1750	Prairie View RDF		-475.69	431,577.47
Payment	03/17/2020	9765	Tank Cleaning Sol...		-13,051.52	418,525.95
Invoice	03/17/2020	1736	Solvay Corp		279.07	418,805.02
Invoice	03/17/2020	1737	Tank Cleaning Sol...		14,878.63	433,683.65
Payment	03/18/2020	001...	Prairie View RDF		-42,064.86	391,618.79
Payment	03/18/2020	737...	Peoria Packing Ltd.		-249.40	391,369.39
Payment	03/18/2020	737...	Newton Co. Landfill...		-115,846.92	275,522.47
Payment	03/18/2020	723...	Livingston Landfill		-11,950.42	263,572.05
Payment	03/18/2020	001...	Kankakee RDF		-1,885.15	261,686.90
Total 1200 - Accounts Receivable					-15,083.80	261,686.90
1201 - Accounts Receivable-Kankakee						1,227,444.20
Invoice	03/01/2020	247	Kankakee, City of (c)	VOID:	0.00	1,227,444.20
Invoice	03/01/2020	249	Kankakee, City of (c)		477,800.00	1,705,244.20
Invoice	03/02/2020	248	Kankakee, City of (c)	VOID:	0.00	1,705,244.20
Payment	03/26/2020	028...	Kankakee, City of (c)		-477,800.00	1,227,444.20
Total 1201 - Accounts Receivable-Kankakee					0.00	1,227,444.20
1210 - Accounts Receivable-Bourbonnais						636,732.60
Invoice	03/01/2020	207	Bourbonnais, Villag...	VOID:	0.00	636,732.60
Invoice	03/01/2020	208	Bourbonnais, Villag...	VOID:	0.00	636,732.60
Invoice	03/01/2020	209	Bourbonnais, Villag...		200,500.00	837,232.60
Payment	03/03/2020	3577	Bourbonnais, Villag...		-200,500.00	636,732.60
Total 1210 - Accounts Receivable-Bourbonnais					0.00	636,732.60
1220 - Accounts Receivable-Bradley						151,861.00
Invoice	03/01/2020	205	Bradley, Village of	VOID:	0.00	151,861.00
Invoice	03/01/2020	207	Bradley, Village of		105,600.00	257,461.00
Invoice	03/02/2020	206	Bradley, Village of	VOID:	0.00	257,461.00
Total 1220 - Accounts Receivable-Bradley					105,600.00	257,461.00
1230 - Accounts Receivable-Aroma Park						0.00
Invoice	03/01/2020	204	Aroma Park, Villag...	VOID:	0.00	0.00
Invoice	03/01/2020	206	Aroma Park, Villag...	VOID:	0.00	0.00
Invoice	03/01/2020	209	Aroma Park, Villag...		3,500.00	3,500.00
Payment	03/18/2020	030...	Aroma Park, Villag...		-3,500.00	0.00
Total 1230 - Accounts Receivable-Aroma Park					0.00	0.00
1100 - Interest Receivable						0.00
Total 1100 - Interest Receivable						0.00
1205 - A/R - Hauled In Waste-Month End						247,822.73
Total 1205 - A/R - Hauled In Waste-Month End						247,822.73

Kankakee River Metropolitan Agency

04/16/20

General Ledger

Accrual Basis

As of March 31, 2020

Type	Date	Num	Name	Memo	Amount	Balance
1206 · A/R - Other						0.00
Total 1206 · A/R - Other						0.00
1208 · Alternative Energy Grant Receiv						0.00
Total 1208 · Alternative Energy Grant Receiv						0.00
1250 · Accrued Interest-Unrestricted						0.00
Total 1250 · Accrued Interest-Unrestricted						0.00
1260 · Insurance Receivable						0.00
Total 1260 · Insurance Receivable						0.00
1350 · Accrued Interest-Reserved						0.00
Total 1350 · Accrued Interest-Reserved						0.00
1360 · Prepaid Insurance						23,297.38
Total 1360 · Prepaid Insurance						23,297.38
1370 · Insurance Damage Receivable						0.00
Total 1370 · Insurance Damage Receivable						0.00
1499 · Undeposited Funds						0.00
Sales Rece...	03/03/2020		Nature Inc.		3,450.00	3,450.00
Payment	03/03/2020	502...	Gilster MaryLee Corp		8,843.90	12,293.90
Payment	03/03/2020	3577	Bourbonnais, Villag...		200,500.00	212,793.90
Payment	03/03/2020	8486	Peoria Packing Ltd.		249.40	213,043.30
Payment	03/03/2020	110...	Natural Gas Pipelin...		10,973.15	224,016.45
Payment	03/03/2020	165...	Hoffman Transport...		5,681.15	229,697.60
Payment	03/03/2020	128...	Livingston Landfill		12,618.89	242,316.49
Payment	03/03/2020	001...	Laraway RDF		15,722.96	258,039.45
Payment	03/03/2020	001...	Kankakee RDF		249.40	258,288.85
Deposit	03/03/2020	3912	-MULTIPLE-	BATCH 968574...	-258,288.85	0.00
Payment	03/10/2020	301...	Solvay Corp		249.40	249.40
Deposit	03/10/2020	301...	Solvay Corp	BATCH 970783...	-249.40	0.00
Payment	03/17/2020	9765	Tank Cleaning Sol...		13,051.52	13,051.52
Sales Rece...	03/17/2020		Sullivan Septic and...		1,035.00	14,086.52
Sales Rece...	03/17/2020		Jean's Septic, Inc.		1,242.00	15,328.52
Deposit	03/17/2020	1828	-MULTIPLE-	BATCH 972498...	-15,328.52	0.00
Payment	03/18/2020	030...	Aroma Park, Villag...		3,500.00	3,500.00
Payment	03/18/2020	001...	Prairie View RDF		42,064.86	45,564.86
Payment	03/18/2020	737...	Peoria Packing Ltd.		249.40	45,814.26
Payment	03/18/2020	737...	Newton Co. Landfill...		115,846.92	161,661.18
Payment	03/18/2020	723...	Livingston Landfill		11,950.42	173,611.60
Sales Rece...	03/18/2020		H & S Excavating ...		1,380.00	174,991.60
Sales Rece...	03/18/2020		Outback		1,380.00	176,371.60
Payment	03/18/2020	001...	Kankakee RDF		1,885.15	178,256.75
Deposit	03/18/2020	110...	-MULTIPLE-	97300392	-178,256.75	0.00
Payment	03/26/2020	028...	Kankakee, City of (c)		477,800.00	477,800.00
Sales Rece...	03/26/2020		Sullivan Septic and...		1,035.00	478,835.00
Deposit	03/26/2020	1843	-MULTIPLE-	97475851	-478,835.00	0.00
Total 1499 · Undeposited Funds					0.00	0.00
1490 · Treatment Facility						12,859,616.75
Total 1490 · Treatment Facility						12,859,616.75
1500 · Equipment						576,229.95
Total 1500 · Equipment						576,229.95
1510 · Accum Depr-Equipment						0.00
Total 1510 · Accum Depr-Equipment						0.00
1600 · Construction In Progress						0.00
Total 1600 · Construction In Progress						0.00
1610 · 2007 Capital Improvement Projct						4,591,912.51
1610a · Influent Screw Pump Replacement						0.00
Total 1610a · Influent Screw Pump Replacement						0.00

Kankakee River Metropolitan Agency
General Ledger
 As of March 31, 2020

Type	Date	Num	Name	Memo	Amount	Balance
1610b · Operations Assistance						0.00
Total 1610b · Operations Assistance						0.00
1610c · Sampling Plan-Ammonia & Metals						0.00
Total 1610c · Sampling Plan-Ammonia & Metals						0.00
1610d · Design WWTP Phase I Modificatin						0.00
Total 1610d · Design WWTP Phase I Modificatin						0.00
1610d1 · Phase I (A) Bio-Solids						0.00
Total 1610d1 · Phase I (A) Bio-Solids						0.00
1610d2 · Phase I (B) Aeration/Disinfecti						0.00
Total 1610d2 · Phase I (B) Aeration/Disinfecti						0.00
1610d3 · Phase I (C) Wet Weather Improve						0.00
Total 1610d3 · Phase I (C) Wet Weather Improve						0.00
1610e · SCADA System-Const Observation						0.00
Total 1610e · SCADA System-Const Observation						0.00
1610f · SCADA System-Remaining Design						0.00
Total 1610f · SCADA System-Remaining Design						0.00
1610g · SCADA System - O&M Manual						0.00
Total 1610g · SCADA System - O&M Manual						0.00
1610h · Phase 1A - Const Admini						0.00
Total 1610h · Phase 1A - Const Admini						0.00
1610i · SCADA System - Bidding						0.00
Total 1610i · SCADA System - Bidding						0.00
1610j · SCADA System-HMI Development						0.00
Total 1610j · SCADA System-HMI Development						0.00
1610k · RPR						0.00
Total 1610k · RPR						0.00
1610m · Facility Planning						0.00
Total 1610m · Facility Planning						0.00
1610n · Bourbonnais Flow Meter						0.00
Total 1610n · Bourbonnais Flow Meter						0.00
1610z · IEPA/Insurance Unreimbursed						0.00
Total 1610z · IEPA/Insurance Unreimbursed						0.00
1610 · 2007 Capital Improvement Projct - Other						4,591,912.51
Total 1610 · 2007 Capital Improvement Projct - Other						4,591,912.51
Total 1610 · 2007 Capital Improvement Project						4,591,912.51
1611 · SCADA						14,526,032.68
Total 1611 · SCADA						14,526,032.68
1612 · Phase 1A						20,221,562.79
Total 1612 · Phase 1A						20,221,562.79
1613 · Phase 1B						18,481,055.15
Total 1613 · Phase 1B						18,481,055.15
1614 · Phase 1C						19,134,736.79
Total 1614 · Phase 1C						19,134,736.79
1615 · Building Improvements						51,697.00
Total 1615 · Building Improvements						51,697.00
1620 · IEPA Project						5,117,508.25
Total 1620 · IEPA Project						5,117,508.25

Kankakee River Metropolitan Agency

04/16/20

General Ledger

Accrual Basis

As of March 31, 2020

Type	Date	Num	Name	Memo	Amount	Balance
1625 · IEPA Compliance						143,640.63
Total 1625 · IEPA Compliance						143,640.63
1630 · Machinery and Equipment						4,463,581.46
Total 1630 · Machinery and Equipment						4,463,581.46
1640 · Asset Mgt Plan						341,515.00
Total 1640 · Asset Mgt Plan						341,515.00
1651 · Land						291,080.00
Total 1651 · Land						291,080.00
1652 · Land Improvements						1,373,952.97
Total 1652 · Land Improvements						1,373,952.97
1653 · Vehicles						288,429.86
Total 1653 · Vehicles						288,429.86
1730 · Accum Depr-Machinery & Equip						-31,980,233.17
General Jo... 03/31/2020 SK...				Rec Depreciation	-284,600.00	-32,264,833.17
Total 1730 · Accum Depr-Machinery & Equip					-284,600.00	-32,264,833.17
Restricted Accounts						2,360,358.08
1850 · Bond & Int Escrow-Midland						1,116,715.61
Check 03/04/2020 204... Kankakee River M...				Monthly Transf...	81,242.00	1,197,957.61
General Jo... 03/31/2020 SK...				To record Bond...	1,308.86	1,199,266.47
Total 1850 · Bond & Int Escrow-Midland					82,550.86	1,199,266.47
1855 · Jr. Bond & Interest -1st Trust						112,060.32
Check 03/04/2020 204... Kankakee River M...				Monthly Transf...	375,000.00	487,060.32
Transfer 03/16/2020				Funds Transfer...	-334,421.30	152,639.02
General Jo... 03/16/2020 SK...				wire transfer fee	-20.00	152,619.02
General Jo... 03/31/2020 SK...				Interest	70.18	152,689.20
Total 1855 · Jr. Bond & Interest -1st Trust					40,628.88	152,689.20
1860 · Bond & Reserve CD						0.00
Total 1860 · Bond & Reserve CD						0.00
1865 · Bond Reserve Acnt-Midland						976,896.40
Check 03/04/2020 204... Kankakee River M...				Monthly Transf...	10,000.00	986,896.40
General Jo... 03/31/2020 SK...				Record Bond R...	937.10	987,833.50
Total 1865 · Bond Reserve Acnt-Midland					10,937.10	987,833.50
1870 · Depreciation Fund-1st Trust						154,685.75
Check 03/04/2020 204... Kankakee River M...				Monthly Transf...	10,000.00	164,685.75
General Jo... 03/31/2020 SK...				Interest	13.68	164,699.43
Total 1870 · Depreciation Fund-1st Trust					10,013.68	164,699.43
1880 · Surplus Fund						0.00
Total 1880 · Surplus Fund						0.00
1885 · Insurance Construction Account						0.00
Total 1885 · Insurance Construction Account						0.00
1890 · Depreciation Fund Investment						0.00
Total 1890 · Depreciation Fund Investment						0.00
1895 · KRMA Construction Project						0.00
Total 1895 · KRMA Construction Project						0.00
1900 · 2007 Capital Improvement CDs						0.00
Total 1900 · 2007 Capital Improvement CDs						0.00
1910 · 2007 Capital Improv Money Mrkt						0.00
Total 1910 · 2007 Capital Improv Money Mrkt						0.00

Kankakee River Metropolitan Agency

04/16/20

General Ledger

Accrual Basis

As of March 31, 2020

Type	Date	Num	Name	Memo	Amount	Balance
1920 · Capital Improv Proj-Home Star						0.00
Total 1920 · Capital Improv Proj-Home Star						0.00
1925 · Capital Imprpov Proj-1st Trust						0.00
Total 1925 · Capital Imprpov Proj-1st Trust						0.00
1930 · First Trust Surplus - CD						0.00
Total 1930 · First Trust Surplus - CD						0.00
1935 · First Trust Surplus Checking						0.00
Total 1935 · First Trust Surplus Checking						0.00
Restricted Accounts - Other						0.00
Total Restricted Accounts - Other						0.00
Total Restricted Accounts					144,130.52	2,504,488.60
1800 · Bond Issuance						0.00
Total 1800 · Bond Issuance						0.00
1810 · Amortization-Bond Issuance						0.00
Total 1810 · Amortization-Bond Issuance						0.00
1820 · Alternative Energy Grant						0.00
Total 1820 · Alternative Energy Grant						0.00
1830 · Energy Grant Project						0.00
Total 1830 · Energy Grant Project						0.00
1840 · Work in Progress - Cap Improv						0.00
1840a · Influent Screw Pump Replacement						0.00
Total 1840a · Influent Screw Pump Replacement						0.00
1840b · Operations Assistance						0.00
Total 1840b · Operations Assistance						0.00
1840c · Sampling Plan-Ammonia & Metals						0.00
Total 1840c · Sampling Plan-Ammonia & Metals						0.00
1840d · Design WWTP Phase I Modificatio						0.00
Total 1840d · Design WWTP Phase I Modificatio						0.00
1840d1 · Phase I (A) Bio-Solids						0.00
Total 1840d1 · Phase I (A) Bio-Solids						0.00
1840d2 · Phase I (B) Aeration/Disinfecti						0.00
Total 1840d2 · Phase I (B) Aeration/Disinfecti						0.00
1840d3 · Phase I (C) Wet Weather Improve						0.00
Total 1840d3 · Phase I (C) Wet Weather Improve						0.00
1840e · SCADA System-Const Observation						0.00
Total 1840e · SCADA System-Const Observation						0.00
1840f · SCADA System - Remaining Design						0.00
Total 1840f · SCADA System - Remaining Design						0.00
1840g · SCADA System - O&M Manual						0.00
Total 1840g · SCADA System - O&M Manual						0.00
1840h · SCADA System - Const Admin						0.00
Total 1840h · SCADA System - Const Admin						0.00
1840i · SCADA System - Bidding						0.00
Total 1840i · SCADA System - Bidding						0.00
1840j · SCADA System - HMI Development						0.00
Total 1840j · SCADA System - HMI Development						0.00
1840k · RPR						0.00
Total 1840k · RPR						0.00

Kankakee River Metropolitan Agency

General Ledger

As of March 31, 2020

Type	Date	Num	Name	Memo	Amount	Balance
1840m · Facility Planning						0.00
Total 1840m · Facility Planning						0.00
1840n · Bourbonnais Flow Meter						0.00
Total 1840n · Bourbonnais Flow Meter						0.00
1840o · Switchgear Modifications						0.00
Total 1840o · Switchgear Modifications						0.00
1840z · IEPA/Insurance Unreimbursed						0.00
Total 1840z · IEPA/Insurance Unreimbursed						0.00
1845 · Work in Progress - Solar Wind						0.00
Total 1845 · Work in Progress - Solar Wind						0.00
1840 · Work in Progress - Cap Improv - Other						0.00
Total 1840 · Work in Progress - Cap Improv - Other						0.00
Total 1840 · Work in Progress - Cap Improv						0.00
1842 · Work In Progress - Phase 1A						0.00
Total 1842 · Work In Progress - Phase 1A						0.00
1843 · Work In Progress - Phase 1B						0.00
Total 1843 · Work In Progress - Phase 1B						0.00
1844 · Work In Progress - Phase 1C						0.00
Total 1844 · Work In Progress - Phase 1C						0.00
2100 · Accounts Payable						-197,991.27
Bill	03/01/2020	202...	Protection Associat...	INV # 2020.0692	-78.00	-198,069.27
Bill	03/01/2020	228...	ComEd	Accnt #435913...	-60.11	-198,129.38
Bill	03/01/2020	309...	Daily Journal	STATEMENT 3...	-250.84	-198,380.22
Bill	03/01/2020	S18...	Gordon Electric Su...	INV #S189236...	-192.73	-198,572.95
Bill	03/01/2020	689...	Kankakee Disposal	6898034	-296.57	-198,869.52
Bill	03/01/2020	686...	Kankakee Disposal	6862094	-795.10	-199,664.62
Bill	03/01/2020	692...	Peters Water Cond...	INV # 69273	-59.50	-199,724.12
Bill	03/01/2020	984...	Verizon Wireless	Accnt #242100...	-149.36	-199,873.48
Bill	03/01/2020	984...	Verizon Wireless	Accnt #242100...	-493.17	-200,366.65
Bill	03/01/2020	996...	Airgas USA, LLC	INV # 9968826...	-117.55	-200,484.20
Bill	03/01/2020	1JP...	Amazon Capital Se...	INV 1JP1-T9D...	-65.97	-200,550.17
Bill	03/02/2020	7088	BC Systems	INV # 7088	-1,000.00	-201,550.17
Bill	03/02/2020	26	Megaplex I.T. Solut...	inv # 26	-90.00	-201,640.17
Bill	03/02/2020	ILB...	Fastenal Industrial ...	INV # ILBRA25...	-26.82	-201,666.99
Bill	03/02/2020	228...	Robbins, Schwartz,...	CLIENT # 0086...	-5,224.40	-206,891.39
Bill	03/03/2020	439...	O'Reilly Auto Parts	4391-38044	-13.32	-206,904.71
Bill	03/04/2020	208...	Aramark (25259 N...	2082441461	-27.46	-206,932.17
Bill	03/04/2020	208...	Aramark (25259 N...	2082441464	-78.78	-207,010.95
Bill	03/04/2020	208...	Aramark (25259 N...	2082441463	-90.05	-207,101.00
Bill	03/04/2020	304...	City of Kankakee (...	FUEL FEB 2020	-1,521.76	-208,622.76
Bill	03/05/2020	13...	Amazon Capital Se...	INV 13Q9-7HD...	-189.50	-208,812.26
Bill Pmt -C...	03/05/2020	204...	Altorfer Industries, ...		88,489.71	-120,322.55
Bill Pmt -C...	03/05/2020	204...	Amazon Capital Se...		234.93	-120,087.62
Bill Pmt -C...	03/05/2020	204...	Aqua Illinois	#001303343 14...	2,335.81	-117,751.81
Bill Pmt -C...	03/05/2020	204...	Aramark (25259 N...		196.29	-117,555.52
Bill Pmt -C...	03/05/2020	204...	AT & T (Carol Stre...	815933117402	98.36	-117,457.16
Bill Pmt -C...	03/05/2020	204...	BC Systems	INV # 7088	1,000.00	-116,457.16
Bill Pmt -C...	03/05/2020	204...	Blain's Farm & Fleet	8773	85.97	-116,371.19
Bill Pmt -C...	03/05/2020	204...	Brian Stump	Director's Fees	625.00	-115,746.19
Bill Pmt -C...	03/05/2020	204...	Carl Brown	Director's Fees	600.00	-115,146.19
Bill Pmt -C...	03/05/2020	204...	Chasity Wells-Arm...	Director's Fees	700.00	-114,446.19
Bill Pmt -C...	03/05/2020	204...	Elizabeth Kubal	Director's Fees	600.00	-113,846.19
Bill Pmt -C...	03/05/2020	204...	Kankakee Industria...	INV # 3034049	972.19	-112,874.00
Bill Pmt -C...	03/05/2020	204...	Marc Wakat	Director's Fees	600.00	-112,274.00
Bill Pmt -C...	03/05/2020	204...	MCI Business Gold	#08693364827	48.49	-112,225.51
Bill Pmt -C...	03/05/2020	204...	Megaplex I.T. Solut...	inv # 26	90.00	-112,135.51
Bill Pmt -C...	03/05/2020	204...	Menards	6004-3007-801...	435.43	-111,700.08
Bill Pmt -C...	03/05/2020	204...	Motion Industries, I...		1,249.53	-110,450.55
Bill Pmt -C...	03/05/2020	204...	Protection Associat...	INV # 2020.0692	78.00	-110,372.55
Bill Pmt -C...	03/05/2020	204...	Quill		256.53	-110,116.02

Kankakee River Metropolitan Agency

04/16/20

General Ledger

Accrual Basis

As of March 31, 2020

Type	Date	Num	Name	Memo	Amount	Balance
Bill Pmt -C...	03/05/2020	204...	Westside Tire & Ali...	INV # 30435	924.40	-109,191.62
Bill	03/05/2020	S33...	Rogers Supply Co...	INV # S331544...	-374.73	-109,566.35
Bill	03/05/2020	526...	Quill	INV # 5262020	-60.91	-109,627.26
Bill	03/05/2020	526...	Quill	INV # 5262026	-8.23	-109,635.49
Bill Pmt -C...	03/06/2020	204...	City of Kankakee (...)		37,500.00	-72,135.49
Bill Pmt -C...	03/06/2020	204...	Paul Schore		1,250.00	-70,885.49
Bill	03/06/2020	7091	BC Systems	INV # 7091	-470.00	-71,355.49
Bill	03/06/2020	529...	Quill	INV # 5290216	-13.20	-71,368.69
Bill	03/06/2020	165...	USA Bluebook	inv # 165918	-136.19	-71,504.88
Bill	03/09/2020	330...	Heritage FS (Peoto...	INV # 33003509	-363.69	-71,868.57
Bill	03/09/2020	533...	Quill	INV # 5339847	-5.87	-71,874.44
Bill	03/09/2020	533...	Quill	INV # 5333218	-1.84	-71,876.28
Bill	03/09/2020	534...	Quill	INV # 5346216	-162.02	-72,038.30
Bill	03/09/2020	369...	MSC Industrial Sup...	INV # 3697594...	-225.40	-72,263.70
Bill Pmt -C...	03/10/2020	204...	Aramark (25259 N...		196.29	-72,067.41
Bill Pmt -C...	03/10/2020	204...	BC Systems	INV # 7091	470.00	-71,597.41
Bill Pmt -C...	03/10/2020	204...	City of Kankakee (...)	FUEL FEB 2020	1,521.76	-70,075.65
Bill Pmt -C...	03/10/2020	204...	ComEd	Acct #435913...	60.11	-70,015.54
Bill Pmt -C...	03/10/2020	204...	Daily Journal	6040	250.84	-69,764.70
Bill Pmt -C...	03/10/2020	204...	Gordon Electric Su...	INV #S189236...	192.73	-69,571.97
Bill Pmt -C...	03/10/2020	204...	Kankakee Disposal		1,091.67	-68,480.30
Bill Pmt -C...	03/10/2020	204...	O'Reilly Auto Parts	4391-38044	13.32	-68,466.98
Bill Pmt -C...	03/10/2020	204...	Peters Water Cond...	INV # 69273	59.50	-68,407.48
Bill Pmt -C...	03/10/2020	204...	Rogers Supply Co...	INV # S331544...	374.73	-68,032.75
Bill Pmt -C...	03/10/2020	204...	SKDO, P.C.	6030	6,032.00	-62,000.75
Bill Pmt -C...	03/10/2020	204...	Verizon Wireless		642.53	-61,358.22
Bill	03/10/2020	P60...	Altorfer Industries, ...	INV # P60C023...	-307.93	-61,666.15
Bill	03/10/2020	059...	Bear Machine Tool...	INV # 059439	-1,245.00	-62,911.15
Bill	03/10/2020	8855	Blain's Farm & Fleet	8855	-49.76	-62,960.91
Bill	03/10/2020	9239	Blain's Farm & Fleet	9239	-87.24	-63,048.15
Bill	03/10/2020	473...	FleetPride	INV # 47389403	-42.20	-63,090.35
Bill	03/10/2020	INV...	Gasvoda & Associ...	INV 2000500	-5,648.00	-68,738.35
Bill	03/10/2020	173	New Era Spreading...	inv # 173	-30,720.00	-99,458.35
Bill	03/10/2020	414...	Physicians Immedi...	4145059	-190.00	-99,648.35
Bill	03/10/2020	310...	Shaun Ownbey	REIMBURSEM...	-310.00	-99,958.35
Bill	03/10/2020	159...	USA Bluebook	INV # 159553	-86.51	-100,044.86
Bill	03/10/2020	814...	United Healthcare	INV # 8146107...	-6,928.04	-106,972.90
Bill	03/10/2020	223...	Alexander Chemic...	INV # 22333	-1,031.56	-108,004.46
Bill	03/10/2020	369...	MSC Industrial Sup...	INV # 3697594...	-39.88	-108,044.34
Bill	03/11/2020	208...	Aramark (25259 N...	2082451208	-27.46	-108,071.80
Bill	03/11/2020	208...	Aramark (25259 N...	2082451211	-83.76	-108,155.56
Bill	03/11/2020	208...	Aramark (25259 N...	2082451210	-90.05	-108,245.61
Bill	03/11/2020	103...	MidAmerican Ener...	Acct #226932,...	-47,385.28	-155,630.89
Bill	03/11/2020	226...	AT & T (Box 5019 ...)	8310009357007	-605.03	-156,235.92
Bill	03/11/2020	434...	Englewood Electric...	inv # 434570	-7.70	-156,243.62
Bill	03/11/2020	434...	Englewood Electric...	inv # 434566	-61.34	-156,304.96
Bill	03/12/2020	190...	Jack's Cleaning Se...	INV # 19029	-5,600.00	-161,904.96
Bill	03/12/2020	190...	Jack's Cleaning Se...	INV # 19028	-4,352.78	-166,257.74
Bill	03/12/2020	471	Blain's Farm & Fleet	471	-457.89	-166,715.63
Bill	03/12/2020	584...	Local 399 Health &...	INV # 584115	-1,109.00	-167,824.63
Bill	03/12/2020	158...	Strand Associates,...	INV # 158548	-1,382.15	-169,206.78
Bill	03/13/2020	059...	Bear Machine Tool...	inv # 059451	-450.00	-169,656.78
Bill	03/13/2020	362...	Farmers State Ban...	Account Ending...	-811.73	-170,468.51
Bill	03/13/2020	167...	USA Bluebook	inv # 167550	-439.23	-170,907.74
Bill	03/13/2020	313...	Comcast Business ...	8771 40 002 01...	-235.90	-171,143.64
Bill	03/14/2020	711	Blain's Farm & Fleet	711	-42.98	-171,186.62
Bill	03/16/2020	222...	Aramark (22512 N...	Inv 22236903	-55.97	-171,242.59
Bill	03/16/2020	16	Blain's Farm & Fleet	16	-17.94	-171,260.53
Bill	03/16/2020	INV...	Gasvoda & Associ...	INV2000570	-1,198.00	-172,458.53
Bill	03/16/2020	330...	Heritage FS (Peoto...	INV # 33003521	-127.50	-172,586.03
Bill	03/16/2020	603...	Illinois Public Risk ...	Inv #60346, Wo...	-8,179.00	-180,765.03
Bill	03/16/2020	586...	Local 399 Health &...	inv # 586662	-18,583.00	-199,348.03
Bill	03/17/2020	392...	Kankakee Municip...	LAB FEES FE...	-34,621.24	-233,969.27
Bill Pmt -C...	03/17/2020	204...	Airgas USA, LLC	INV # 9968826...	117.55	-233,851.72
Bill Pmt -C...	03/17/2020	204...	Altorfer Industries, ...	INV # P60C023...	307.93	-233,543.79
Bill Pmt -C...	03/17/2020	204...	Amazon Capital Se...	INV 1JP1-T9D...	65.97	-233,477.82
Bill Pmt -C...	03/17/2020	204...	Aramark (25259 N...		201.27	-233,276.55
Bill Pmt -C...	03/17/2020	204...	Bear Machine Tool...	INV # 059439	1,245.00	-232,031.55

Kankakee River Metropolitan Agency

04/16/20

General Ledger

Accrual Basis

As of March 31, 2020

Type	Date	Num	Name	Memo	Amount	Balance
Bill Pmt -C...	03/17/2020	204...	Blain's Farm & Fleet		137.00	-231,894.55
Bill Pmt -C...	03/17/2020	204...	FleetPride	INV # 47389403	42.20	-231,852.35
Bill Pmt -C...	03/17/2020	204...	Gasvoda & Associ...	INV 2000500	5,648.00	-226,204.35
Bill Pmt -C...	03/17/2020	204...	Jack's Cleaning Se...		9,952.78	-216,251.57
Bill Pmt -C...	03/17/2020	204...	Kankakee Municip...	6040	34,621.24	-181,630.33
Bill Pmt -C...	03/17/2020	204...	MidAmerican Ener...	Accnt #226932,...	47,385.28	-134,245.05
Bill Pmt -C...	03/17/2020	204...	New Era Spreading...	inv # 173	30,720.00	-103,525.05
Bill Pmt -C...	03/17/2020	204...	Physicians Immedi...	4145059	190.00	-103,335.05
Bill Pmt -C...	03/17/2020	204...	Shaun Ownbey	REIMBURSEM...	310.00	-103,025.05
Bill Pmt -C...	03/17/2020	204...	USA Bluebook	INV # 159553	86.51	-102,938.54
Bill	03/17/2020	316...	Ronald Haney	Reimbursement	-37.18	-102,975.72
Bill	03/17/2020	118...	Hach Company	INV # 11882125	-502.79	-103,478.51
Bill	03/17/2020	200...	Robinson Engineer...	INV # 20030144	-7,500.00	-110,978.51
Bill	03/17/2020	176...	USA Bluebook	INV # 176017	-488.92	-111,467.43
Bill	03/17/2020	176...	USA Bluebook	INV # 176477	-1,914.43	-113,381.86
Bill	03/17/2020	176...	USA Bluebook	INV # 176772	-1,037.44	-114,419.30
Bill	03/18/2020	208...	Aramark (25259 N...	2082461017	-27.46	-114,446.76
Bill	03/18/2020	208...	Aramark (25259 N...	2082461019	-90.05	-114,536.81
Bill	03/18/2020	500...	Vogelsang	inv # 50007420	-1,097.62	-115,634.43
Bill	03/19/2020	286...	MyFleetCenter.com	28695	-78.97	-115,713.40
Bill	03/19/2020	365...	Regency Technolo...	INV # 365011	-2,686.66	-118,400.06
Bill	03/19/2020	365...	Regency Technolo...	INV # 365010	-4,389.64	-122,789.70
Bill	03/19/2020	319...	Robbins, Schwartz,...	CLIENT # 0086...	-4,300.00	-127,089.70
Bill	03/19/2020	5511	Tri-Power Trading ...	INV #6511	-1,089.00	-128,178.70
Bill	03/19/2020	309...	Menards	6004-3007-801...	-56.82	-128,235.52
Bill	03/20/2020	208...	Aramark (25259 N...	2082461020	-82.10	-128,317.62
Bill Pmt -C...	03/20/2020	204...	Aramark (22512 N...	Inv 22236903	55.97	-128,261.65
Bill Pmt -C...	03/20/2020	204...	Aramark (25259 N...		199.61	-128,062.04
Bill Pmt -C...	03/20/2020	204...	Bear Machine Tool...	inv # 059451	450.00	-127,612.04
Bill Pmt -C...	03/20/2020	204...	Blain's Farm & Fleet	471	457.89	-127,154.15
Bill Pmt -C...	03/20/2020	204...	Farmers State Ban...	Account Ending...	811.73	-126,342.42
Bill Pmt -C...	03/20/2020	204...	Fastenal Industrial ...	INV # ILBRA25...	26.82	-126,315.60
Bill Pmt -C...	03/20/2020	204...	Heritage FS (Peoto...	INV # 33003509	363.69	-125,951.91
Bill Pmt -C...	03/20/2020	204...	Local 399 Health &...	100026	1,109.00	-124,842.91
Bill Pmt -C...	03/20/2020	204...	Quill		252.07	-124,590.84
Bill Pmt -C...	03/20/2020	204...	Robbins, Schwartz,...	CLIENT # 0086...	5,224.40	-119,366.44
Bill Pmt -C...	03/20/2020	204...	Ronald Haney	Reimbursement	37.18	-119,329.26
Bill Pmt -C...	03/20/2020	204...	United Healthcare	INV # 8146107...	6,928.04	-112,401.22
Bill Pmt -C...	03/20/2020	204...	USA Bluebook		575.42	-111,825.80
Bill Pmt -C...	03/20/2020	204...	Vogelsang	inv # 50007420	1,097.62	-110,728.18
Bill	03/20/2020	174	New Era Spreading...	INV # 174	-14,976.00	-125,704.18
Bill	03/20/2020	438...	Englewood Electric...	INV # 438897	-797.88	-126,502.06
Bill	03/22/2020	322...	MCI Business Gold	#08693364827	-48.49	-126,550.55
Bill	03/24/2020	401...	Art Strother	Reimb for Healt...	-224.20	-126,774.75
Bill	03/25/2020	208...	Aramark (25259 N...	2082470772	-27.46	-126,802.21
Bill	03/25/2020	208...	Aramark (25259 N...	2082470774	-90.05	-126,892.26
Bill	03/25/2020	208...	Aramark (25259 N...	2082470775	-78.78	-126,971.04
Bill	03/25/2020	559...	Quill	INV # 5590925	-35.49	-127,006.53
Bill	03/25/2020	564...	Quill	INV # 5641993	-65.83	-127,072.36
Bill	03/25/2020	564...	Quill	INV # 5644213	-69.98	-127,142.34
Bill	03/25/2020	567...	Quill	INV # 5671013	-95.58	-127,237.92
Bill Pmt -C...	03/26/2020	204...	Alexander Chemic...	INV # 22333	1,031.56	-126,206.36
Bill Pmt -C...	03/26/2020	204...	Art Strother	Reimb for Healt...	224.20	-125,982.16
Bill Pmt -C...	03/26/2020	204...	AT & T (Box 5019 ...	8310009357007	605.03	-125,377.13
Bill Pmt -C...	03/26/2020	204...	Blain's Farm & Fleet		60.92	-125,316.21
Bill Pmt -C...	03/26/2020	204...	Brian Stump	Director's Fees	625.00	-124,691.21
Bill Pmt -C...	03/26/2020	204...	Carl Brown	Director's Fees	600.00	-124,091.21
Bill Pmt -C...	03/26/2020	204...	Chasity Wells-Arm...	Director's Fees	700.00	-123,391.21
Bill Pmt -C...	03/26/2020	204...	Comcast Business ...	8771 40 002 01...	235.90	-123,155.31
Bill Pmt -C...	03/26/2020	204...	Elizabeth Kubal	Director's Fees	600.00	-122,555.31
Bill Pmt -C...	03/26/2020	204...	Englewood Electric...		69.04	-122,486.27
Bill Pmt -C...	03/26/2020	204...	Gasvoda & Associ...	INV2000570	1,198.00	-121,288.27
Bill Pmt -C...	03/26/2020	204...	Hach Company	INV # 11882125	502.79	-120,785.48
Bill Pmt -C...	03/26/2020	204...	Heritage FS (Peoto...	INV # 33003521	127.50	-120,657.98
Bill Pmt -C...	03/26/2020	204...	Illinois Public Risk ...	Inv #60346, Wo...	8,179.00	-112,478.98
Bill Pmt -C...	03/26/2020	205...	Local 399 Health &...	100026	18,583.00	-93,895.98
Bill Pmt -C...	03/26/2020	205...	Marc Wakat	Director's Fees	600.00	-93,295.98
Bill Pmt -C...	03/26/2020	205...	MSC Industrial Sup...		265.28	-93,030.70

Kankakee River Metropolitan Agency

04/16/20

General Ledger

Accrual Basis

As of March 31, 2020

Type	Date	Num	Name	Memo	Amount	Balance
Bill Pmt -C...	03/26/2020	205...	MyFleetCenter.com	28695	78.97	-92,951.73
Bill Pmt -C...	03/26/2020	205...	New Era Spreading...	INV # 174	14,976.00	-77,975.73
Bill Pmt -C...	03/26/2020	205...	Paul Schore	Director's Fees	625.00	-77,350.73
Bill Pmt -C...	03/26/2020	205...	Regency Technolo...		7,076.30	-70,274.43
Bill Pmt -C...	03/26/2020	205...	Robbins, Schwartz,...	CLIENT # 0086...	4,300.00	-65,974.43
Bill Pmt -C...	03/26/2020	205...	Robinson Engineer...	INV # 20030144	7,500.00	-58,474.43
Bill Pmt -C...	03/26/2020	205...	Strand Associates,...	INV # 158548	1,382.15	-57,092.28
Bill Pmt -C...	03/26/2020	205...	Tri-Power Trading ...	INV #6511	1,089.00	-56,003.28
Bill Pmt -C...	03/26/2020	205...	USA Bluebook		3,440.79	-52,562.49
Bill	03/26/2020	222...	Aramark (22512 N...	inv # 22263547	-65.97	-52,628.46
Bill	03/26/2020	IL1...	Motion Industries, I...	INV # IL11-418...	-969.99	-53,598.45
Bill	03/26/2020	202...	Red Wing Shoe Co...	INV # 2020032...	-310.22	-53,908.67
Bill	03/27/2020	7097	BC Systems	inv # 7097	-270.00	-54,178.67
Bill	03/31/2020	Mar...	Brian Stump	Director's Fees	-625.00	-54,803.67
Bill	03/31/2020	Mar...	Carl Brown	Director's Fees	-600.00	-55,403.67
Bill	03/31/2020	Mar...	Chasity Wells-Arm...	Director's Fees	-700.00	-56,103.67
Bill	03/31/2020	Mar...	Elizabeth Kubal	Director's Fees	-600.00	-56,703.67
Bill	03/31/2020	Mar...	Marc Wakat	Director's Fees	-600.00	-57,303.67
Bill	03/31/2020	Mar...	Paul Schore	Director's Fees	-625.00	-57,928.67
Bill	03/31/2020	242...	Domain Listings	inv # 242-1848	-228.00	-58,156.67
Bill	03/31/2020	582...	Quill	INV #5825320	-24.80	-58,181.47
Bill	03/31/2020	582...	Quill	INV # 5826011	-22.59	-58,204.06
Bill	03/31/2020	583...	Quill	INV # 5834414	-57.24	-58,261.30
Bill	03/31/2020	Inv ...	SKDO, P.C.	March 2020 Se...	-12,770.00	-71,031.30
Total 2100 · Accounts Payable					126,959.97	-71,031.30
2200 · Accounts Payable-Kankakee						0.00
Total 2200 · Accounts Payable-Kankakee						0.00
2110 · Direct Deposit Liabilities						0.00
Liability Ch...	03/05/2020		QuickBooks Payrol...	Created by Pay...	44,387.02	44,387.02
Paycheck	03/06/2020	DD...	Arseneau, Michael E	Direct Deposit	-2,068.47	42,318.55
Paycheck	03/06/2020	DD...	Brown, Tawonda J	Direct Deposit	-1,309.34	41,009.21
Paycheck	03/06/2020	DD...	Churney, James J.	Direct Deposit	-2,417.82	38,591.39
Paycheck	03/06/2020	DD...	Combs, Daniel J	Direct Deposit	-2,315.54	36,275.85
Paycheck	03/06/2020	DD...	Gossett, Maxwell F	Direct Deposit	-2,231.87	34,043.98
Paycheck	03/06/2020	DD...	Gossett, Melanie L	Direct Deposit	-2,809.88	31,234.10
Paycheck	03/06/2020	DD...	Haney, Ronald P	Direct Deposit	-2,317.01	28,917.09
Paycheck	03/06/2020	DD...	Kennedy, Bryan D	Direct Deposit	-2,192.20	26,724.89
Paycheck	03/06/2020	DD...	Lund, John H	Direct Deposit	-2,154.56	24,570.33
Paycheck	03/06/2020	DD...	Malone, Shawn	Direct Deposit	-1,853.01	22,717.32
Paycheck	03/06/2020	DD...	Ownbey, Shaun E	Direct Deposit	-2,078.58	20,638.74
Paycheck	03/06/2020	DD...	Peters, Joshua T	Direct Deposit	-2,281.80	18,356.94
Paycheck	03/06/2020	DD...	Power, Brian P	Direct Deposit	-2,077.83	16,279.11
Paycheck	03/06/2020	DD...	Renchen, Jack A	Direct Deposit	-2,285.69	13,993.42
Paycheck	03/06/2020	DD...	Salan, Jennifer C.	Direct Deposit	-1,392.36	12,601.06
Paycheck	03/06/2020	DD...	Scheppler, Dustin R	Direct Deposit	-2,716.34	9,884.72
Paycheck	03/06/2020	DD...	Scheppler, Nichola...	Direct Deposit	-1,921.52	7,963.20
Paycheck	03/06/2020	DD...	Strother, Arthur L.	Direct Deposit	-3,533.55	4,429.65
Paycheck	03/06/2020	DD...	Summers, Charles A	Direct Deposit	-2,086.91	2,342.74
Paycheck	03/06/2020	DD...	Tucker, Nicholas J	Direct Deposit	-2,342.74	0.00
Liability Ch...	03/19/2020		QuickBooks Payrol...	Created by Pay...	43,555.60	43,555.60
Paycheck	03/20/2020	DD...	Arseneau, Michael E	Direct Deposit	-2,148.25	41,407.35
Paycheck	03/20/2020	DD...	Brown, Tawonda J	Direct Deposit	-1,309.33	40,098.02
Paycheck	03/20/2020	DD...	Churney, James J.	Direct Deposit	-2,087.50	38,010.52
Paycheck	03/20/2020	DD...	Combs, Daniel J	Direct Deposit	-2,204.48	35,806.04
Paycheck	03/20/2020	DD...	Gossett, Maxwell F	Direct Deposit	-2,277.22	33,528.82
Paycheck	03/20/2020	DD...	Gossett, Melanie L	Direct Deposit	-2,809.89	30,718.93
Paycheck	03/20/2020	DD...	Haney, Ronald P	Direct Deposit	-2,407.26	28,311.67
Paycheck	03/20/2020	DD...	Kennedy, Bryan D	Direct Deposit	-2,235.79	26,075.88
Paycheck	03/20/2020	DD...	Lund, John H	Direct Deposit	-2,244.82	23,831.06
Paycheck	03/20/2020	DD...	Malone, Shawn	Direct Deposit	-1,667.32	22,163.74
Paycheck	03/20/2020	DD...	Ownbey, Shaun E	Direct Deposit	-2,197.96	19,965.78
Paycheck	03/20/2020	DD...	Peters, Joshua T	Direct Deposit	-2,377.03	17,588.75
Paycheck	03/20/2020	DD...	Power, Brian P	Direct Deposit	-2,168.08	15,420.67
Paycheck	03/20/2020	DD...	Renchen, Jack A	Direct Deposit	-2,385.92	13,034.75
Paycheck	03/20/2020	DD...	Salan, Jennifer C.	Direct Deposit	-1,597.35	11,437.40
Paycheck	03/20/2020	DD...	Scheppler, Dustin R	Direct Deposit	-2,716.34	8,721.06

Kankakee River Metropolitan Agency

04/16/20

General Ledger

Accrual Basis

As of March 31, 2020

Type	Date	Num	Name	Memo	Amount	Balance
Paycheck	03/20/2020	DD...	Scheppler, Nichola...	Direct Deposit	-2,016.76	6,704.30
Paycheck	03/20/2020	DD...	Strother, Arthur L.	Direct Deposit	-3,533.55	3,170.75
Paycheck	03/20/2020	DD...	Summers, Charles A	Direct Deposit	-2,008.64	1,162.11
Paycheck	03/20/2020	DD...	Tucker, Nicholas J	Direct Deposit	-1,162.11	0.00
Total 2110 · Direct Deposit Liabilities					0.00	0.00
2300 · Payroll Liabilities						-10,147.72
2310 · Federal Taxes Payable						-5,262.09
Paycheck	03/06/2020	DD...	Arseneau, Michael E	Direct Deposit	-603.24	-5,865.33
Paycheck	03/06/2020	DD...	Brown, Tawonda J	Direct Deposit	-462.04	-6,327.37
Paycheck	03/06/2020	DD...	Churney, James J.	Direct Deposit	-857.74	-7,185.11
Paycheck	03/06/2020	DD...	Combs, Daniel J	Direct Deposit	-1,117.20	-8,302.31
Paycheck	03/06/2020	DD...	Gossett, Maxwell F	Direct Deposit	-947.44	-9,249.75
Paycheck	03/06/2020	DD...	Gossett, Melanie L	Direct Deposit	-887.02	-10,136.77
Paycheck	03/06/2020	6667	Gowler, Michael		-928.46	-11,065.23
Paycheck	03/06/2020	DD...	Haney, Ronald P	Direct Deposit	-684.58	-11,749.81
Paycheck	03/06/2020	DD...	Kennedy, Bryan D	Direct Deposit	-983.56	-12,733.37
Paycheck	03/06/2020	DD...	Lund, John H	Direct Deposit	-727.84	-13,461.21
Paycheck	03/06/2020	DD...	Malone, Shawn	Direct Deposit	-1,025.44	-14,486.65
Paycheck	03/06/2020	DD...	Ownbey, Shaun E	Direct Deposit	-710.14	-15,196.79
Paycheck	03/06/2020	DD...	Peters, Joshua T	Direct Deposit	-752.52	-15,949.31
Paycheck	03/06/2020	DD...	Power, Brian P	Direct Deposit	-687.32	-16,636.63
Paycheck	03/06/2020	DD...	Renchen, Jack A	Direct Deposit	-831.14	-17,467.77
Paycheck	03/06/2020	DD...	Salan, Jennifer C.	Direct Deposit	-498.24	-17,966.01
Paycheck	03/06/2020	DD...	Scheppler, Dustin R	Direct Deposit	-905.36	-18,871.37
Paycheck	03/06/2020	DD...	Scheppler, Nichola...	Direct Deposit	-880.52	-19,751.89
Paycheck	03/06/2020	DD...	Strother, Arthur L.	Direct Deposit	-1,765.42	-21,517.31
Paycheck	03/06/2020	DD...	Summers, Charles A	Direct Deposit	-579.18	-22,096.49
Paycheck	03/06/2020	DD...	Tucker, Nicholas J	Direct Deposit	-945.32	-23,041.81
Liability Ch...	03/06/2020	E-pay	EFTPS	36-4086253 QB...	17,779.72	-5,262.09
Paycheck	03/20/2020	DD...	Arseneau, Michael E	Direct Deposit	-603.52	-5,865.61
Paycheck	03/20/2020	DD...	Brown, Tawonda J	Direct Deposit	-462.06	-6,327.67
Paycheck	03/20/2020	DD...	Churney, James J.	Direct Deposit	-869.56	-7,197.23
Paycheck	03/20/2020	DD...	Combs, Daniel J	Direct Deposit	-998.18	-8,195.41
Paycheck	03/20/2020	DD...	Gossett, Maxwell F	Direct Deposit	-919.88	-9,115.29
Paycheck	03/20/2020	DD...	Gossett, Melanie L	Direct Deposit	-887.00	-10,002.29
Paycheck	03/20/2020	6669	Gowler, Michael		-931.82	-10,934.11
Paycheck	03/20/2020	DD...	Haney, Ronald P	Direct Deposit	-684.58	-11,618.69
Paycheck	03/20/2020	DD...	Kennedy, Bryan D	Direct Deposit	-956.88	-12,575.57
Paycheck	03/20/2020	DD...	Lund, John H	Direct Deposit	-727.82	-13,303.39
Paycheck	03/20/2020	DD...	Malone, Shawn	Direct Deposit	-861.32	-14,164.71
Paycheck	03/20/2020	DD...	Ownbey, Shaun E	Direct Deposit	-718.12	-14,882.83
Paycheck	03/20/2020	DD...	Peters, Joshua T	Direct Deposit	-752.56	-15,635.39
Paycheck	03/20/2020	DD...	Power, Brian P	Direct Deposit	-687.32	-16,322.71
Paycheck	03/20/2020	DD...	Renchen, Jack A	Direct Deposit	-831.18	-17,153.89
Paycheck	03/20/2020	DD...	Salan, Jennifer C.	Direct Deposit	0.00	-17,153.89
Paycheck	03/20/2020	DD...	Salan, Jennifer C.	Direct Deposit	-293.26	-17,447.15
Paycheck	03/20/2020	DD...	Scheppler, Dustin R	Direct Deposit	-905.36	-18,352.51
Paycheck	03/20/2020	DD...	Scheppler, Nichola...	Direct Deposit	-880.54	-19,233.05
Paycheck	03/20/2020	DD...	Strother, Arthur L.	Direct Deposit	-1,765.42	-20,998.47
Paycheck	03/20/2020	DD...	Summers, Charles A	Direct Deposit	-579.22	-21,577.69
Paycheck	03/20/2020	DD...	Tucker, Nicholas J	Direct Deposit	-391.68	-21,969.37
Liability Ch...	03/20/2020	E-pay	EFTPS	36-4086253 QB...	16,707.28	-5,262.09
Total 2310 · Federal Taxes Payable					0.00	-5,262.09

Kankakee River Metropolitan Agency

04/16/20

General Ledger

Accrual Basis

As of March 31, 2020

Type	Date	Num	Name	Memo	Amount	Balance
2320 · State Withholding Payable						0.00
Paycheck	03/06/2020	DD...	Arseneau, Michael E	Direct Deposit	-113.25	-113.25
Paycheck	03/06/2020	DD...	Brown, Tawonda J	Direct Deposit	-85.01	-198.26
Paycheck	03/06/2020	DD...	Churney, James J.	Direct Deposit	-150.85	-349.11
Paycheck	03/06/2020	DD...	Combs, Daniel J	Direct Deposit	-168.86	-517.97
Paycheck	03/06/2020	DD...	Gossett, Maxwell F	Direct Deposit	-147.43	-665.40
Paycheck	03/06/2020	DD...	Gossett, Melanie L	Direct Deposit	-163.22	-828.62
Paycheck	03/06/2020	6667	Gowler, Michael		-142.00	-970.62
Paycheck	03/06/2020	DD...	Haney, Ronald P	Direct Deposit	-130.01	-1,100.63
Paycheck	03/06/2020	DD...	Kennedy, Bryan D	Direct Deposit	-151.90	-1,252.53
Paycheck	03/06/2020	DD...	Lund, John H	Direct Deposit	-137.84	-1,390.37
Paycheck	03/06/2020	DD...	Malone, Shawn	Direct Deposit	-161.70	-1,552.07
Paycheck	03/06/2020	DD...	Ownbey, Shaun E	Direct Deposit	-136.70	-1,688.77
Paycheck	03/06/2020	DD...	Peters, Joshua T	Direct Deposit	-150.00	-1,838.77
Paycheck	03/06/2020	DD...	Power, Brian P	Direct Deposit	-127.22	-1,965.99
Paycheck	03/06/2020	DD...	Renchen, Jack A	Direct Deposit	-153.79	-2,119.78
Paycheck	03/06/2020	DD...	Salan, Jennifer C.	Direct Deposit	-72.20	-2,191.98
Paycheck	03/06/2020	DD...	Scheppler, Dustin R	Direct Deposit	-168.43	-2,360.41
Paycheck	03/06/2020	DD...	Scheppler, Nichola...	Direct Deposit	-137.90	-2,498.31
Paycheck	03/06/2020	DD...	Strother, Arthur L.	Direct Deposit	-255.40	-2,753.71
Paycheck	03/06/2020	DD...	Summers, Charles A	Direct Deposit	-128.50	-2,882.21
Liability Ch...	03/06/2020	E-pay	Illinois Department ...	36-4086253 00...	2,882.21	0.00
Paycheck	03/20/2020	DD...	Arseneau, Michael E	Direct Deposit	-113.34	-113.34
Paycheck	03/20/2020	DD...	Brown, Tawonda J	Direct Deposit	-85.01	-198.35
Paycheck	03/20/2020	DD...	Churney, James J.	Direct Deposit	-140.68	-339.03
Paycheck	03/20/2020	DD...	Combs, Daniel J	Direct Deposit	-153.50	-492.53
Paycheck	03/20/2020	DD...	Gossett, Maxwell F	Direct Deposit	-143.96	-636.49
Paycheck	03/20/2020	DD...	Gossett, Melanie L	Direct Deposit	-163.22	-799.71
Paycheck	03/20/2020	6669	Gowler, Michael		-142.43	-942.14
Paycheck	03/20/2020	DD...	Haney, Ronald P	Direct Deposit	-130.01	-1,072.15
Paycheck	03/20/2020	DD...	Kennedy, Bryan D	Direct Deposit	-148.39	-1,220.54
Paycheck	03/20/2020	DD...	Lund, John H	Direct Deposit	-137.84	-1,358.38
Paycheck	03/20/2020	DD...	Malone, Shawn	Direct Deposit	-140.61	-1,498.99
Paycheck	03/20/2020	DD...	Ownbey, Shaun E	Direct Deposit	-137.98	-1,636.97
Paycheck	03/20/2020	DD...	Peters, Joshua T	Direct Deposit	-150.00	-1,786.97
Paycheck	03/20/2020	DD...	Power, Brian P	Direct Deposit	-127.22	-1,914.19
Paycheck	03/20/2020	DD...	Renchen, Jack A	Direct Deposit	-153.79	-2,067.98
Paycheck	03/20/2020	DD...	Salan, Jennifer C.	Direct Deposit	-72.20	-2,140.18
Paycheck	03/20/2020	DD...	Scheppler, Dustin R	Direct Deposit	-168.43	-2,308.61
Paycheck	03/20/2020	DD...	Scheppler, Nichola...	Direct Deposit	-137.90	-2,446.51
Paycheck	03/20/2020	DD...	Strother, Arthur L.	Direct Deposit	-255.40	-2,701.91
Paycheck	03/20/2020	DD...	Summers, Charles A	Direct Deposit	-128.50	-2,830.41
Liability Ch...	03/20/2020	E-pay	Illinois Department ...	36-4086253 00...	2,830.41	0.00
Total 2320 · State Withholding Payable					0.00	0.00
2330 · State Unemployment Payable						-1,417.39
Paycheck	03/06/2020	DD...	Arseneau, Michael E	Direct Deposit	-10.51	-1,427.90
Paycheck	03/06/2020	DD...	Brown, Tawonda J	Direct Deposit	-11.36	-1,439.26
Paycheck	03/06/2020	DD...	Churney, James J.	Direct Deposit	0.00	-1,439.26
Paycheck	03/06/2020	DD...	Combs, Daniel J	Direct Deposit	0.00	-1,439.26
Paycheck	03/06/2020	DD...	Gossett, Maxwell F	Direct Deposit	0.00	-1,439.26
Paycheck	03/06/2020	DD...	Gossett, Melanie L	Direct Deposit	0.00	-1,439.26
Paycheck	03/06/2020	6667	Gowler, Michael		0.00	-1,439.26
Paycheck	03/06/2020	DD...	Haney, Ronald P	Direct Deposit	-2.56	-1,441.82
Paycheck	03/06/2020	DD...	Kennedy, Bryan D	Direct Deposit	0.00	-1,441.82
Paycheck	03/06/2020	DD...	Lund, John H	Direct Deposit	0.00	-1,441.82
Paycheck	03/06/2020	DD...	Malone, Shawn	Direct Deposit	0.00	-1,441.82
Paycheck	03/06/2020	DD...	Ownbey, Shaun E	Direct Deposit	-21.58	-1,463.40
Paycheck	03/06/2020	DD...	Peters, Joshua T	Direct Deposit	0.00	-1,463.40
Paycheck	03/06/2020	DD...	Power, Brian P	Direct Deposit	-0.41	-1,463.81
Paycheck	03/06/2020	DD...	Renchen, Jack A	Direct Deposit	0.00	-1,463.81
Paycheck	03/06/2020	DD...	Salan, Jennifer C.	Direct Deposit	-11.97	-1,475.78
Paycheck	03/06/2020	DD...	Scheppler, Dustin R	Direct Deposit	0.00	-1,475.78
Paycheck	03/06/2020	DD...	Scheppler, Nichola...	Direct Deposit	0.00	-1,475.78
Paycheck	03/06/2020	DD...	Strother, Arthur L.	Direct Deposit	0.00	-1,475.78
Paycheck	03/06/2020	DD...	Summers, Charles A	Direct Deposit	-16.22	-1,492.00
Paycheck	03/20/2020	DD...	Arseneau, Michael E	Direct Deposit	0.00	-1,492.00
Paycheck	03/20/2020	DD...	Brown, Tawonda J	Direct Deposit	-11.36	-1,503.36

Kankakee River Metropolitan Agency

04/16/20

General Ledger

Accrual Basis

As of March 31, 2020

Type	Date	Num	Name	Memo	Amount	Balance
Paycheck	03/20/2020	DD...	Churney, James J.	Direct Deposit	0.00	-1,503.36
Paycheck	03/20/2020	DD...	Combs, Daniel J	Direct Deposit	0.00	-1,503.36
Paycheck	03/20/2020	DD...	Gossett, Maxwell F	Direct Deposit	0.00	-1,503.36
Paycheck	03/20/2020	DD...	Gossett, Melanie L	Direct Deposit	0.00	-1,503.36
Paycheck	03/20/2020	6669	Gowler, Michael		0.00	-1,503.36
Paycheck	03/20/2020	DD...	Haney, Ronald P	Direct Deposit	0.00	-1,503.36
Paycheck	03/20/2020	DD...	Kennedy, Bryan D	Direct Deposit	0.00	-1,503.36
Paycheck	03/20/2020	DD...	Lund, John H	Direct Deposit	0.00	-1,503.36
Paycheck	03/20/2020	DD...	Malone, Shawn	Direct Deposit	0.00	-1,503.36
Paycheck	03/20/2020	DD...	Ownbey, Shaun E	Direct Deposit	-2.69	-1,506.05
Paycheck	03/20/2020	DD...	Peters, Joshua T	Direct Deposit	0.00	-1,506.05
Paycheck	03/20/2020	DD...	Power, Brian P	Direct Deposit	0.00	-1,506.05
Paycheck	03/20/2020	DD...	Renchen, Jack A	Direct Deposit	0.00	-1,506.05
Paycheck	03/20/2020	DD...	Salan, Jennifer C.	Direct Deposit	-11.98	-1,518.03
Paycheck	03/20/2020	DD...	Scheppler, Dustin R	Direct Deposit	0.00	-1,518.03
Paycheck	03/20/2020	DD...	Scheppler, Nichola...	Direct Deposit	0.00	-1,518.03
Paycheck	03/20/2020	DD...	Strother, Arthur L.	Direct Deposit	0.00	-1,518.03
Paycheck	03/20/2020	DD...	Summers, Charles A	Direct Deposit	-16.23	-1,534.26
Total 2330 · State Unemployment Payable					-116.87	-1,534.26
2340 · Union Dues Payable						348.00
Paycheck	03/06/2020	DD...	Arseneau, Michael E	Direct Deposit	-78.25	269.75
Paycheck	03/06/2020	DD...	Churney, James J.	Direct Deposit	-90.25	179.50
Paycheck	03/06/2020	DD...	Combs, Daniel J	Direct Deposit	-90.25	89.25
Paycheck	03/06/2020	DD...	Gossett, Maxwell F	Direct Deposit	-90.25	-1.00
Paycheck	03/06/2020	6667	Gowler, Michael		-90.25	-91.25
Paycheck	03/06/2020	DD...	Haney, Ronald P	Direct Deposit	-90.25	-181.50
Paycheck	03/06/2020	DD...	Kennedy, Bryan D	Direct Deposit	-90.25	-271.75
Paycheck	03/06/2020	DD...	Lund, John H	Direct Deposit	-90.25	-362.00
Paycheck	03/06/2020	DD...	Malone, Shawn	Direct Deposit	-90.25	-452.25
Paycheck	03/06/2020	DD...	Ownbey, Shaun E	Direct Deposit	-100.25	-552.50
Paycheck	03/06/2020	DD...	Peters, Joshua T	Direct Deposit	-95.25	-647.75
Paycheck	03/06/2020	DD...	Power, Brian P	Direct Deposit	-90.25	-738.00
Paycheck	03/06/2020	DD...	Renchen, Jack A	Direct Deposit	-100.25	-838.25
Paycheck	03/06/2020	DD...	Scheppler, Nichola...	Direct Deposit	-95.25	-933.50
Liability Ch...	03/18/2020	6671	Operating Engineer...	MARCH UNIO...	1,540.25	606.75
Paycheck	03/20/2020	DD...	Arseneau, Michael E	Direct Deposit	0.00	606.75
Paycheck	03/20/2020	DD...	Churney, James J.	Direct Deposit	0.00	606.75
Paycheck	03/20/2020	DD...	Combs, Daniel J	Direct Deposit	0.00	606.75
Paycheck	03/20/2020	DD...	Gossett, Maxwell F	Direct Deposit	0.00	606.75
Paycheck	03/20/2020	6669	Gowler, Michael		0.00	606.75
Paycheck	03/20/2020	DD...	Haney, Ronald P	Direct Deposit	0.00	606.75
Paycheck	03/20/2020	DD...	Kennedy, Bryan D	Direct Deposit	0.00	606.75
Paycheck	03/20/2020	DD...	Lund, John H	Direct Deposit	0.00	606.75
Paycheck	03/20/2020	DD...	Malone, Shawn	Direct Deposit	0.00	606.75
Paycheck	03/20/2020	DD...	Ownbey, Shaun E	Direct Deposit	0.00	606.75
Paycheck	03/20/2020	DD...	Peters, Joshua T	Direct Deposit	0.00	606.75
Paycheck	03/20/2020	DD...	Power, Brian P	Direct Deposit	0.00	606.75
Paycheck	03/20/2020	DD...	Renchen, Jack A	Direct Deposit	0.00	606.75
Paycheck	03/20/2020	DD...	Scheppler, Nichola...	Direct Deposit	0.00	606.75
Paycheck	03/20/2020	DD...	Summers, Charles A	Direct Deposit	-78.25	528.50
Paycheck	03/20/2020	DD...	Tucker, Nicholas J	Direct Deposit	-90.25	438.25
Total 2340 · Union Dues Payable					90.25	438.25

Kankakee River Metropolitan Agency

General Ledger

As of March 31, 2020

04/16/20

Accrual Basis

Type	Date	Num	Name	Memo	Amount	Balance
2350 - 401K Payable						
Paycheck	03/06/2020	DD...	Arseneau, Michael E	Direct Deposit	-380.85	-3,816.24
Paycheck	03/06/2020	DD...	Brown, Tawonda J	Direct Deposit	-200.00	-4,197.09
Paycheck	03/06/2020	DD...	Churney, James J.	Direct Deposit	-783.16	-4,397.09
Paycheck	03/06/2020	DD...	Combs, Daniel J	Direct Deposit	-470.57	-5,180.25
Paycheck	03/06/2020	DD...	Gossett, Maxwell F	Direct Deposit	-451.45	-5,650.82
Paycheck	03/06/2020	DD...	Gossett, Melanie L	Direct Deposit	-568.26	-6,102.27
Paycheck	03/06/2020	6667	Gowler, Michael		-245.44	-6,670.53
Paycheck	03/06/2020	DD...	Haney, Ronald P	Direct Deposit	-246.52	-6,915.97
Paycheck	03/06/2020	DD...	Kennedy, Bryan D	Direct Deposit	-451.52	-7,162.49
Paycheck	03/06/2020	DD...	Lund, John H	Direct Deposit	-430.14	-7,614.01
Paycheck	03/06/2020	DD...	Malone, Shawn	Direct Deposit	-459.69	-8,044.15
Paycheck	03/06/2020	DD...	Ownbey, Shaun E	Direct Deposit	-932.04	-8,503.84
Paycheck	03/06/2020	DD...	Peters, Joshua T	Direct Deposit	-456.18	-9,435.88
Paycheck	03/06/2020	DD...	Power, Brian P	Direct Deposit	-519.25	-9,892.06
Paycheck	03/06/2020	DD...	Renchen, Jack A	Direct Deposit	-586.84	-10,411.31
Paycheck	03/06/2020	DD...	Salan, Jennifer C.	Direct Deposit	-200.88	-10,998.15
Paycheck	03/06/2020	DD...	Scheppler, Dustin R	Direct Deposit	-690.04	-11,199.03
Paycheck	03/06/2020	DD...	Scheppler, Nichola...	Direct Deposit	-700.56	-11,889.07
Liability Ch...	03/06/2020	ach	Alerus Financial	669869	8,773.39	-12,589.63
Paycheck	03/20/2020	DD...	Arseneau, Michael E	Direct Deposit	-380.98	-3,816.24
Paycheck	03/20/2020	DD...	Brown, Tawonda J	Direct Deposit	-200.00	-4,197.22
Paycheck	03/20/2020	DD...	Churney, James J.	Direct Deposit	-715.33	-4,397.22
Paycheck	03/20/2020	DD...	Combs, Daniel J	Direct Deposit	-447.22	-5,112.55
Paycheck	03/20/2020	DD...	Gossett, Maxwell F	Direct Deposit	-446.17	-5,559.77
Paycheck	03/20/2020	DD...	Gossett, Melanie L	Direct Deposit	-568.26	-6,005.94
Paycheck	03/20/2020	6669	Gowler, Michael		-245.80	-6,574.20
Paycheck	03/20/2020	DD...	Haney, Ronald P	Direct Deposit	-246.52	-6,820.00
Paycheck	03/20/2020	DD...	Kennedy, Bryan D	Direct Deposit	-446.17	-7,066.52
Paycheck	03/20/2020	DD...	Lund, John H	Direct Deposit	-430.14	-7,512.69
Paycheck	03/20/2020	DD...	Malone, Shawn	Direct Deposit	-427.62	-7,942.83
Paycheck	03/20/2020	DD...	Ownbey, Shaun E	Direct Deposit	-938.51	-8,370.45
Paycheck	03/20/2020	DD...	Peters, Joshua T	Direct Deposit	-456.18	-9,308.96
Paycheck	03/20/2020	DD...	Power, Brian P	Direct Deposit	-519.25	-9,765.14
Paycheck	03/20/2020	DD...	Renchen, Jack A	Direct Deposit	-586.84	-10,284.39
Paycheck	03/20/2020	DD...	Salan, Jennifer C.	Direct Deposit	-200.88	-10,871.23
Paycheck	03/20/2020	DD...	Scheppler, Dustin R	Direct Deposit	-690.04	-11,072.11
Paycheck	03/20/2020	DD...	Scheppler, Nichola...	Direct Deposit	-700.56	-11,762.15
Liability Ch...	03/20/2020	ACH	Alerus Financial	669869	8,646.47	-12,462.71
Total 2350 · 401K Payable					0.00	-3,816.24
2360 · Child Support Payable						
Paycheck	03/06/2020	DD...	Malone, Shawn	Direct Deposit	-405.00	0.00
Liability Ch...	03/06/2020	6668	State Disbursemen...	SHAWN R. MA...	405.00	-405.00
Paycheck	03/20/2020	DD...	Malone, Shawn	Direct Deposit	-405.00	0.00
Liability Ch...	03/20/2020	6670	State Disbursemen...	SHAWN R. MA...	405.00	-405.00
Total 2360 · Child Support Payable					0.00	0.00
2370 · Aflac Insurance Payable						
Total 2370 · Aflac Insurance Payable						0.00
2380 · Wage Garnishment						
Paycheck	03/06/2020	DD...	Strother, Arthur L.	Direct Deposit	0.00	0.00
Paycheck	03/20/2020	DD...	Strother, Arthur L.	Direct Deposit	0.00	0.00
Total 2380 · Wage Garnishment					0.00	0.00
2390 · Employee Health Ins						
Total 2390 · Employee Health Ins						0.00

Kankakee River Metropolitan Agency

General Ledger

As of March 31, 2020

04/16/20

Accrual Basis

Type	Date	Num	Name	Memo	Amount	Balance
2300 · Payroll Liabilities - Other						0.00
Paycheck	03/06/2020	DD...	Arseneau, Michael E	Direct Deposit	0.00	0.00
Paycheck	03/06/2020	DD...	Brown, Tawonda J	Direct Deposit	0.00	0.00
Paycheck	03/06/2020	DD...	Churney, James J.	Direct Deposit	0.00	0.00
Paycheck	03/06/2020	DD...	Combs, Daniel J	Direct Deposit	0.00	0.00
Paycheck	03/06/2020	DD...	Gossett, Maxwell F	Direct Deposit	0.00	0.00
Paycheck	03/06/2020	DD...	Gossett, Melanie L	Direct Deposit	0.00	0.00
Paycheck	03/06/2020	6667	Gowler, Michael		0.00	0.00
Paycheck	03/06/2020	DD...	Haney, Ronald P	Direct Deposit	0.00	0.00
Paycheck	03/06/2020	DD...	Kennedy, Bryan D	Direct Deposit	0.00	0.00
Paycheck	03/06/2020	DD...	Lund, John H	Direct Deposit	0.00	0.00
Paycheck	03/06/2020	DD...	Malone, Shawn	Direct Deposit	0.00	0.00
Paycheck	03/06/2020	DD...	Ownbey, Shaun E	Direct Deposit	0.00	0.00
Paycheck	03/06/2020	DD...	Peters, Joshua T	Direct Deposit	0.00	0.00
Paycheck	03/06/2020	DD...	Power, Brian P	Direct Deposit	0.00	0.00
Paycheck	03/06/2020	DD...	Renchen, Jack A	Direct Deposit	0.00	0.00
Paycheck	03/06/2020	DD...	Salan, Jennifer C.	Direct Deposit	0.00	0.00
Paycheck	03/06/2020	DD...	Scheppler, Dustin R	Direct Deposit	0.00	0.00
Paycheck	03/06/2020	DD...	Scheppler, Nichola...	Direct Deposit	0.00	0.00
Paycheck	03/06/2020	DD...	Strother, Arthur L.	Direct Deposit	0.00	0.00
Paycheck	03/06/2020	DD...	Summers, Charles A	Direct Deposit	0.00	0.00
Paycheck	03/06/2020	DD...	Tucker, Nicholas J	Direct Deposit	0.00	0.00
Liability Ch...	03/06/2020	E-pay	EFTPS	36-4086253 QB...	0.00	0.00
Paycheck	03/20/2020	DD...	Arseneau, Michael E	Direct Deposit	0.00	0.00
Paycheck	03/20/2020	DD...	Brown, Tawonda J	Direct Deposit	0.00	0.00
Paycheck	03/20/2020	DD...	Churney, James J.	Direct Deposit	0.00	0.00
Paycheck	03/20/2020	DD...	Combs, Daniel J	Direct Deposit	0.00	0.00
Paycheck	03/20/2020	DD...	Gossett, Maxwell F	Direct Deposit	0.00	0.00
Paycheck	03/20/2020	DD...	Gossett, Melanie L	Direct Deposit	0.00	0.00
Paycheck	03/20/2020	6669	Gowler, Michael		0.00	0.00
Paycheck	03/20/2020	DD...	Haney, Ronald P	Direct Deposit	0.00	0.00
Paycheck	03/20/2020	DD...	Kennedy, Bryan D	Direct Deposit	0.00	0.00
Paycheck	03/20/2020	DD...	Lund, John H	Direct Deposit	0.00	0.00
Paycheck	03/20/2020	DD...	Malone, Shawn	Direct Deposit	0.00	0.00
Paycheck	03/20/2020	DD...	Ownbey, Shaun E	Direct Deposit	0.00	0.00
Paycheck	03/20/2020	DD...	Peters, Joshua T	Direct Deposit	0.00	0.00
Paycheck	03/20/2020	DD...	Power, Brian P	Direct Deposit	0.00	0.00
Paycheck	03/20/2020	DD...	Renchen, Jack A	Direct Deposit	0.00	0.00
Paycheck	03/20/2020	DD...	Salan, Jennifer C.	Direct Deposit	0.00	0.00
Paycheck	03/20/2020	DD...	Scheppler, Dustin R	Direct Deposit	0.00	0.00
Paycheck	03/20/2020	DD...	Scheppler, Nichola...	Direct Deposit	0.00	0.00
Paycheck	03/20/2020	DD...	Strother, Arthur L.	Direct Deposit	0.00	0.00
Paycheck	03/20/2020	DD...	Summers, Charles A	Direct Deposit	0.00	0.00
Paycheck	03/20/2020	DD...	Tucker, Nicholas J	Direct Deposit	0.00	0.00
Liability Ch...	03/20/2020	E-pay	EFTPS	36-4086253 QB...	0.00	0.00
Total 2300 · Payroll Liabilities - Other					0.00	0.00
Total 2300 · Payroll Liabilities					-26.62	-10,174.34
2400 · Accrued Interest						-137,000.00
General Jo...	03/31/2020	SK...		Accrue 1 mo int...	-33,600.00	-170,600.00
General Jo...	03/31/2020	SK...		To record Bond...	0.00	-170,600.00
Total 2400 · Accrued Interest					-33,600.00	-170,600.00
2401 · Accounts Payable-Month End						-12,500.00
Total 2401 · Accounts Payable-Month End						-12,500.00
2420 · Accrued Payroll						-62,610.09
General Jo...	03/01/2020	SK...		Reverse of GJ...	72,072.56	9,462.47
General Jo...	03/31/2020	SK...			-74,955.08	-65,492.61
Total 2420 · Accrued Payroll					-2,882.52	-65,492.61
2430 · Accrued Sick/Vacation Time						-212,210.66
Total 2430 · Accrued Sick/Vacation Time						-212,210.66

Kankakee River Metropolitan Agency

04/16/20

General Ledger

Accrual Basis

As of March 31, 2020

Type	Date	Num	Name	Memo	Amount	Balance
2450 · Short-term Loans						0.00
Total 2450 · Short-term Loans						0.00
2455 · City of Kankakee Loan						0.00
Total 2455 · City of Kankakee Loan						0.00
2460 · Current Portion-Bond Principal						0.00
Total 2460 · Current Portion-Bond Principal						0.00
2461 · Current Portion Long-Term Debt						-3,932,903.56
Total 2461 · Current Portion Long-Term Debt						-3,932,903.56
2490 · Retainage Liability						0.00
Total 2490 · Retainage Liability						0.00
2600 · Participant Payable/(Rec)						-7,652.00
2601 · Kankakee						0.00
Total 2601 · Kankakee						0.00
2602 · Bourbonnais						0.00
Total 2602 · Bourbonnais						0.00
2603 · Bradley						0.00
Total 2603 · Bradley						0.00
2604 · Aroma Park						-7,652.00
Total 2604 · Aroma Park						-7,652.00
2600 · Participant Payable/(Rec) - Other						0.00
Total 2600 · Participant Payable/(Rec) - Other						0.00
Total 2600 · Participant Payable/(Rec)						-7,652.00
2500 · Bond Equipment Reserve						0.00
Total 2500 · Bond Equipment Reserve						0.00
2505 · Deferred Insurance Revenue						0.00
Total 2505 · Deferred Insurance Revenue						0.00
2510 · Bond Principal						-8,400,000.00
General Jo... 03/31/2020 SK...				To record Bond...	0.00	-8,400,000.00
Total 2510 · Bond Principal					0.00	-8,400,000.00
2515 · Deferred amount on refunding						602,563.58
Total 2515 · Deferred amount on refunding						602,563.58
2516 · Amortize Deferred Bond Refundng						-215,918.53
General Jo... 03/31/2020 SK...				Amortize Loss ...	-5,021.36	-220,939.89
Total 2516 · Amortize Deferred Bond Refundng					-5,021.36	-220,939.89
2517 · Original Issue Premium						-897,646.95
General Jo... 03/31/2020 SK...				Rec Amort-OIP	11,657.75	-885,989.20
Total 2517 · Original Issue Premium					11,657.75	-885,989.20
2518 · Original Issue Discount						0.00
Total 2518 · Original Issue Discount						0.00
2520 · IEPA Loan #1 (L17-236400)						-2,256,173.36
2521 · IEPA Loan #1 - Accrued Interest						-4,618.50
General Jo... 03/31/2020 SK...				Accrued IEPA I...	-5,900.00	-10,518.50
Total 2521 · IEPA Loan #1 - Accrued Interest					-5,900.00	-10,518.50
2520 · IEPA Loan #1 (L17-236400) - Other						-2,251,554.86
Total 2520 · IEPA Loan #1 (L17-236400) - Other						-2,251,554.86
Total 2520 · IEPA Loan #1 (L17-236400)					-5,900.00	-2,262,073.36

Kankakee River Metropolitan Agency

04/16/20

General Ledger

Accrual Basis

As of March 31, 2020

Type	Date	Num	Name	Memo	Amount	Balance
2522 · IEPA Loan #2 (L17-333400)						-8,049,841.71
2523 · IEPA Loan #2-Accrued Interest						-44,097.82
Check	03/17/2020	Wir...	IEPA (Loan Payme...	IEPA Loan Pay...	53,536.06	9,438.24
General Jo...	03/31/2020	SK...		Accrued IEPA I...	-9,000.00	438.24
Total 2523 · IEPA Loan #2-Accrued Interest					44,536.06	438.24
2522 · IEPA Loan #2 (L17-333400) - Other						-8,005,743.89
Check	03/17/2020	Wir...	IEPA (Loan Payme...	IEPA Loan Pay...	280,885.24	-7,724,858.65
Total 2522 · IEPA Loan #2 (L17-333400) - Other					280,885.24	-7,724,858.65
Total 2522 · IEPA Loan #2 (L17-333400)					325,421.30	-7,724,420.41
2524 · IEPA Loan #3 (L17-483600)						-11,108,476.74
2525 · IEPA Loan #3 - Accrued Interest						-17,018.76
General Jo...	03/31/2020	SK...		Accrued IEPA I...	-23,300.00	-40,318.76
Total 2525 · IEPA Loan #3 - Accrued Interest					-23,300.00	-40,318.76
2524 · IEPA Loan #3 (L17-483600) - Other						-11,091,457.98
Total 2524 · IEPA Loan #3 (L17-483600) - Other						-11,091,457.98
Total 2524 · IEPA Loan #3 (L17-483600)					-23,300.00	-11,131,776.74
2526 · IEPA Loan #4 (L17-499200)						-1,357,346.03
2527 · IEPA Loan #4 - Accrued Interest						-5,860.25
General Jo...	03/31/2020	SK...		Accrued IEPA i...	-2,400.00	-8,260.25
Total 2527 · IEPA Loan #4 - Accrued Interest					-2,400.00	-8,260.25
2526 · IEPA Loan #4 (L17-499200) - Other						-1,351,485.78
Total 2526 · IEPA Loan #4 (L17-499200) - Other						-1,351,485.78
Total 2526 · IEPA Loan #4 (L17-499200)					-2,400.00	-1,359,746.03
2528 · IEPA Loan #5 (L17-4868)						-13,680,713.33
2529 · IEPA Loan #5 - Accrued Interest						-17,715.58
General Jo...	03/31/2020	SK...		Accrued IEPA I...	-24,200.00	-41,915.58
Total 2529 · IEPA Loan #5 - Accrued Interest					-24,200.00	-41,915.58
2528 · IEPA Loan #5 (L17-4868) - Other						-13,662,997.75
Total 2528 · IEPA Loan #5 (L17-4868) - Other						-13,662,997.75
Total 2528 · IEPA Loan #5 (L17-4868)					-24,200.00	-13,704,913.33
2530 · IEPA Loan #6 (L17-4869)						-15,069,511.02
2531 · IEPA Loan #6 - Accrued Interest						-105,583.20
General Jo...	03/31/2020	SK...		Accrued IEPA i...	-27,000.00	-132,583.20
Total 2531 · IEPA Loan #6 - Accrued Interest					-27,000.00	-132,583.20
2530 · IEPA Loan #6 (L17-4869) - Other						-14,963,927.82
Total 2530 · IEPA Loan #6 (L17-4869) - Other						-14,963,927.82
Total 2530 · IEPA Loan #6 (L17-4869)					-27,000.00	-15,096,511.02
2535 · Lease Liability						0.00
Total 2535 · Lease Liability						0.00
2540 · 2007 Capital Improv Project						0.00
Total 2540 · 2007 Capital Improv Project						0.00
2545 · City of Kankakee/PNC Loan						0.00
Total 2545 · City of Kankakee/PNC Loan						0.00
3000 · Opening Bal Equity						0.00
Total 3000 · Opening Bal Equity						0.00
3010 · Net Position-Kankakee						-5,984,336.28
Total 3010 · Net Position-Kankakee						-5,984,336.28

Kankakee River Metropolitan Agency

04/16/20

General Ledger

Accrual Basis

As of March 31, 2020

Type	Date	Num	Name	Memo	Amount	Balance
3020 · Net Position-Bradley						-1,643,693.00
Total 3020 · Net Position-Bradley						-1,643,693.00
3030 · Net Position-Bourbonnais						-2,995,538.00
Total 3030 · Net Position-Bourbonnais						-2,995,538.00
3040 · Net Position-Aroma Park						-61,258.00
Total 3040 · Net Position-Aroma Park						-61,258.00
3050 · Net Position						0.00
Total 3050 · Net Position						0.00
4010 · City of Kankakee						-4,778,000.00
Invoice	03/01/2020	247	Kankakee, City of (c)	-MULTIPLE-	0.00	-4,778,000.00
Invoice	03/01/2020	249	Kankakee, City of (c)	-MULTIPLE-	-477,800.00	-5,255,800.00
Invoice	03/02/2020	248	Kankakee, City of (c)	-MULTIPLE-	0.00	-5,255,800.00
Total 4010 · City of Kankakee					-477,800.00	-5,255,800.00
4020 · Village of Bradley						-1,056,000.00
Invoice	03/01/2020	205	Bradley, Village of	Amount due for...	0.00	-1,056,000.00
Invoice	03/01/2020	207	Bradley, Village of	Amount due for...	-105,600.00	-1,161,600.00
Invoice	03/02/2020	206	Bradley, Village of	Amount due for...	0.00	-1,161,600.00
Total 4020 · Village of Bradley					-105,600.00	-1,161,600.00
4030 · Village of Bourbonnais						-2,005,000.00
Invoice	03/01/2020	207	Bourbonnais, Villag...	Amount due for...	0.00	-2,005,000.00
Invoice	03/01/2020	208	Bourbonnais, Villag...	Amount due for...	0.00	-2,005,000.00
Invoice	03/01/2020	209	Bourbonnais, Villag...	Amount due for...	-200,500.00	-2,205,500.00
Total 4030 · Village of Bourbonnais					-200,500.00	-2,205,500.00
4040 · Village of Aroma Park						-35,000.00
Invoice	03/01/2020	204	Aroma Park, Villag...	Amount Due for...	0.00	-35,000.00
Invoice	03/01/2020	206	Aroma Park, Villag...	Amount Due for...	0.00	-35,000.00
Invoice	03/01/2020	209	Aroma Park, Villag...	Amount Due for...	-3,500.00	-38,500.00
Total 4040 · Village of Aroma Park					-3,500.00	-38,500.00
4100 · Rental Income						0.00
Total 4100 · Rental Income						0.00
4200 · Miscellaneous Income						-0.40
Total 4200 · Miscellaneous Income						-0.40
4300 · Special Studies Reimbursement						0.00
Total 4300 · Special Studies Reimbursement						0.00
4400 · Hauled In Waste						-2,086,971.61
4401 · Analysis Charges						-303,538.75
Invoice	03/16/2020	1725	Gilster MaryLee Corp	Analysis Charges	-4,680.00	-308,218.75
Invoice	03/16/2020	1726	Hoffman Transport...	Analysis Charges	-2,254.25	-310,473.00
Invoice	03/16/2020	1729	Laraway RDF	Analysis Charges	-5,239.75	-315,712.75
Invoice	03/16/2020	1730	Liberty Landfill	Analysis Charges	-4,552.00	-320,264.75
Invoice	03/16/2020	1731	Livingston Landfill	Analysis Charges	-4,632.25	-324,897.00
Invoice	03/16/2020	1732	Natural Gas Pipelin...	Analysis Charges	-3,404.25	-328,301.25
Invoice	03/16/2020	1733	Newton Co. Landfill...	Analysis Charges	-6,451.75	-334,753.00
Invoice	03/16/2020	1735	Prairie View RDF	Analysis Charges	-2,221.25	-336,974.25
Invoice	03/17/2020	1737	Tank Cleaning Sol...	Analysis Charges	-2,745.25	-339,719.50
Total 4401 · Analysis Charges					-36,180.75	-339,719.50

Kankakee River Metropolitan Agency

General Ledger

As of March 31, 2020

04/16/20

Accrual Basis

Type	Date	Num	Name	Memo	Amount	Balance
4402 · Administrative Charges						
Bill	03/05/2020	526...	Quill	SAEFTY SUPP...	60.91	-25,187.37
Bill	03/05/2020	526...	Quill	SAEFTY SUPP...	8.23	-25,118.23
Bill	03/06/2020	529...	Quill	SAEFTY SUPP...	13.20	-25,105.03
Bill	03/09/2020	533...	Quill	SAEFTY SUPP...	5.87	-25,099.16
Bill	03/09/2020	533...	Quill	SAEFTY SUPP...	1.84	-25,097.32
Bill	03/09/2020	534...	Quill	SAEFTY SUPP...	162.02	-24,935.30
Invoice	03/16/2020	1725	Gilster MaryLee Corp	Administrative ...	-249.40	-25,184.70
Invoice	03/16/2020	1726	Hoffman Transport...	Administrative ...	-249.40	-25,434.10
Invoice	03/16/2020	1727	Kankakee RDF	Administrative ...	-249.40	-25,683.50
Invoice	03/16/2020	1728	Lake County C&D ...	Administrative ...	-249.40	-25,932.90
Invoice	03/16/2020	1729	Laraway RDF	Administrative ...	-249.40	-26,182.30
Invoice	03/16/2020	1730	Liberty Landfill	Administrative ...	-249.40	-26,431.70
Invoice	03/16/2020	1731	Livingston Landfill	Administrative ...	-249.40	-26,681.10
Invoice	03/16/2020	1732	Natural Gas Pipelin...	Administrative ...	-249.40	-26,930.50
Invoice	03/16/2020	1733	Newton Co. Landfill...	Administrative ...	-249.40	-27,179.90
Invoice	03/16/2020	1734	Peoria Packing Ltd.	Administrative ...	-249.40	-27,429.30
Invoice	03/16/2020	1735	Prairie View RDF	Administrative ...	-249.40	-27,678.70
Invoice	03/17/2020	1736	Solvay Corp	Administrative ...	-249.40	-27,928.10
Invoice	03/17/2020	1737	Tank Cleaning Sol...	Administrative ...	-249.40	-28,177.50
Bill	03/25/2020	559...	Quill	LAMINATING ...	35.49	-28,142.01
Bill	03/25/2020	564...	Quill	SUPPLIES	65.83	-28,076.18
Bill	03/25/2020	564...	Quill	CLEANING SU...	69.98	-28,006.20
Bill	03/25/2020	567...	Quill	CLEANING SU...	95.58	-27,910.62
Bill	03/31/2020	582...	Quill	LAMINATION ...	24.80	-27,885.82
Bill	03/31/2020	582...	Quill	OFFICE SUPP...	22.59	-27,863.23
Bill	03/31/2020	583...	Quill	OFFICE SUPP...	57.24	-27,805.99
Total 4402 · Administrative Charges					-2,618.62	-27,805.99
4403 · High Strength Load Charge						
Total 4403 · High Strength Load Charge						0.00
4404 · E-Manifest Charges						
Total 4404 · E-Manifest Charges						6,155.50
4400 · Hauled In Waste - Other						
Invoice	03/16/2020	1725	Gilster MaryLee Corp	Hauled In Waste	-6,461.00	-1,764,400.99
Invoice	03/16/2020	1726	Hoffman Transport...	Hauled In Waste	-1,960.00	-1,770,861.99
Invoice	03/16/2020	1729	Laraway RDF	Hauled In Waste	-29,050.14	-1,772,821.99
Invoice	03/16/2020	1730	Liberty Landfill	Hauled In Waste	-33,628.26	-1,801,872.13
Invoice	03/16/2020	1731	Livingston Landfill	Hauled In Waste	-6,566.15	-1,835,500.39
Invoice	03/16/2020	1732	Natural Gas Pipelin...	Hauled In Waste	-4,970.00	-1,842,066.54
Invoice	03/16/2020	1733	Newton Co. Landfill...	Hauled In Waste	-89,209.93	-1,847,036.54
Invoice	03/16/2020	1735	Prairie View RDF	Hauled In Waste	-1,366.90	-1,936,246.47
Invoice	03/17/2020	1737	Tank Cleaning Sol...	Hauled In Waste	-11,883.98	-1,937,613.37
Total 4400 · Hauled In Waste - Other					-185,096.36	-1,949,497.35
Total 4400 · Hauled In Waste					-223,895.73	-2,310,867.34
4500 · Septic Income						
Sales Rece...	03/03/2020		Nature Inc.	Septic Dump Ti...	-3,450.00	-194,394.00
Sales Rece...	03/17/2020		Sullivan Septic and...	Septic Dump Ti...	-1,035.00	-197,844.00
Sales Rece...	03/17/2020		Jean's Septic, Inc.	Septic Dump Ti...	-1,242.00	-198,879.00
Sales Rece...	03/18/2020		H & S Excavating ...	Septic Dump Ti...	-1,380.00	-200,121.00
Sales Rece...	03/18/2020		Outback	-MULTIPLE-	-1,380.00	-201,501.00
Sales Rece...	03/26/2020		Sullivan Septic and...	Septic Dump Ti...	-1,035.00	-202,881.00
Total 4500 · Septic Income					-9,522.00	-203,916.00
4600 · Insurance Reimbursement						
Total 4600 · Insurance Reimbursement						0.00
4700 · Insurance Reimb-Plant Explosion						
4701 · Emergency Mitigation						
Total 4701 · Emergency Mitigation						0.00

Kankakee River Metropolitan Agency General Ledger As of March 31, 2020

Type	Date	Num	Name	Memo	Amount	Balance
4702 · Digester Sludge Removal						0.00
Total 4702 · Digester Sludge Removal						0.00
4703 · Sludge Processing						0.00
Total 4703 · Sludge Processing						0.00
4704 · Demolition						0.00
Total 4704 · Demolition						0.00
4705 · Reconstruction						0.00
Total 4705 · Reconstruction						0.00
4700 · Insurance Reimb-Plant Explosion - Other						0.00
Total 4700 · Insurance Reimb-Plant Explosion - Other						0.00
Total 4700 · Insurance Reimb-Plant Explosion						0.00
General and Administrative						5,233,179.60
6005 · Management Services						75,000.00
Bill	03/17/2020	200...	Robinson Engineer...	EXEC DIRECT...	7,500.00	82,500.00
Total 6005 · Management Services					7,500.00	82,500.00
6020 · KVEG Contractual Services						0.00
Total 6020 · KVEG Contractual Services						0.00
6030 · Financial & Administrative						77,752.00
Bill	03/31/2020	Inv ...	SKDO, P.C.	Financial & Ad...	12,770.00	90,522.00
Total 6030 · Financial & Administrative					12,770.00	90,522.00
6040 · Administrative Expense						35,986.47
Bill	03/01/2020	309...	Daily Journal	CLASSIFIED A...	250.84	36,237.31
Bill	03/01/2020	692...	Peters Water Cond...	Monthly Water ...	59.50	36,296.81
Bill	03/01/2020	1JP...	Amazon Capital Se...	FLOW METER ...	65.97	36,362.78
Bill	03/02/2020	26	Megaplex I.T. Solut...	HOURLY CON...	90.00	36,452.78
Bill	03/05/2020	13...	Amazon Capital Se...	GALAZY TAB ...	189.50	36,642.28
Bill	03/13/2020	362...	Farmers State Ban...	-MULTIPLE-	811.73	37,454.01
Bill	03/16/2020	603...	Illinois Public Risk ...	Admin Fee -Ma...	239.00	37,693.01
Total 6040 · Administrative Expense					1,706.54	37,693.01
6090 · Amortization-Deferred Refunding						0.00
Total 6090 · Amortization-Deferred Refunding						0.00
6100 · Amortization-Issuance Costs						50,213.60
General Jo...	03/31/2020	SK...		Amortize Loss ...	5,021.36	55,234.96
Total 6100 · Amortization-Issuance Costs					5,021.36	55,234.96
6110 · Amortization-O.I.D.						0.00
Total 6110 · Amortization-O.I.D.						0.00
6112 · Amortization - Bond Refunding						0.00
Total 6112 · Amortization - Bond Refunding						0.00
6115 · Audit Services						14,000.00
Total 6115 · Audit Services						14,000.00
6120 · Community Contributions						1,000.00
Total 6120 · Community Contributions						1,000.00
6150 · Depreciation						2,888,400.00
General Jo...	03/31/2020	SK...		Rec Depreciation	284,600.00	3,173,000.00
Total 6150 · Depreciation					284,600.00	3,173,000.00

Kankakee River Metropolitan Agency

04/16/20

General Ledger

Accrual Basis

As of March 31, 2020

Type	Date	Num	Name	Memo	Amount	Balance
6200 · Director's Fees						32,500.00
Bill	03/31/2020	Mar...	Brian Stump	Director's Fees	625.00	33,125.00
Bill	03/31/2020	Mar...	Carl Brown	Director's Fees	600.00	33,725.00
Bill	03/31/2020	Mar...	Chasity Wells-Arm...	Director's Fees	700.00	34,425.00
Bill	03/31/2020	Mar...	Elizabeth Kubal	Director's Fees	600.00	35,025.00
Bill	03/31/2020	Mar...	Marc Wakat	Director's Fees	600.00	35,625.00
Bill	03/31/2020	Mar...	Paul Schore	Director's Fees	625.00	36,250.00
Total 6200 · Director's Fees					3,750.00	36,250.00
6210 · Dues and Subscriptions						11,252.00
Deposit	03/18/2020	418...	NACWA	REFUND FOR ...	-4,420.00	6,832.00
Bill	03/31/2020	242...	Domain Listings	annual website ...	228.00	7,060.00
Total 6210 · Dues and Subscriptions					-4,192.00	7,060.00
6230 · Engineering						0.00
Total 6230 · Engineering						0.00
6260 · Insurance						290,961.50
6261 · Workmen's Comp Insurance						74,536.00
Bill	03/16/2020	603...	Illinois Public Risk ...	WC Insurance -...	7,940.00	82,476.00
Total 6261 · Workmen's Comp Insurance					7,940.00	82,476.00
6262 · General Liability						216,425.50
Total 6262 · General Liability						216,425.50
6263 · Auto Insurance						0.00
Total 6263 · Auto Insurance						0.00
6264 · Fiduciary Liability Insurance						0.00
Total 6264 · Fiduciary Liability Insurance						0.00
6260 · Insurance - Other						0.00
Total 6260 · Insurance - Other						0.00
Total 6260 · Insurance					7,940.00	298,901.50
6320 · Interest Expense						1,267,800.00
General Jo...	03/31/2020	SK...		Accrued IEPA I...	5,900.00	1,273,700.00
General Jo...	03/31/2020	SK...		Accrued IEPA I...	9,000.00	1,282,700.00
General Jo...	03/31/2020	SK...		Accrued IEPA I...	23,300.00	1,306,000.00
General Jo...	03/31/2020	SK...		Accrued IEPA i...	2,400.00	1,308,400.00
General Jo...	03/31/2020	SK...		Accrued IEPA I...	24,200.00	1,332,600.00
General Jo...	03/31/2020	SK...		Accrued IEPA i...	27,000.00	1,359,600.00
General Jo...	03/31/2020	SK...		Accrue 1 mo int...	33,600.00	1,393,200.00
Total 6320 · Interest Expense					125,400.00	1,393,200.00
6360 · Laboratory Fees						387,778.21
Bill	03/17/2020	392...	Kankakee Municip...	LAB FEES FE...	34,621.24	422,399.45
Total 6360 · Laboratory Fees					34,621.24	422,399.45
6380 · Legal Expense						47,605.36
Bill	03/02/2020	228...	Robbins, Schwartz,...	PROF SERV R...	5,224.40	52,829.76
Bill	03/19/2020	319...	Robbins, Schwartz,...	PROF SERV R...	4,300.00	57,129.76
Total 6380 · Legal Expense					9,524.40	57,129.76
6420 · Miscellaneous						2,930.46
Bill	03/10/2020	414...	Physicians Immedi...	vaccine for new...	190.00	3,120.46
Total 6420 · Miscellaneous					190.00	3,120.46
6500 · Other						0.00
Total 6500 · Other						0.00
6550 · P.I.L.O.T. Fees						50,000.00
Total 6550 · P.I.L.O.T. Fees						50,000.00

Kankakee River Metropolitan Agency

General Ledger

As of March 31, 2020

Type	Date	Num	Name	Memo	Amount	Balance
General and Administrative - Other						0.00
Total General and Administrative - Other						0.00
Total General and Administrative					488,831.54	5,722,011.14
Operations & Maintenance - KRMA						3,453,686.95
6117 - Chemicals						149,396.38
Bill	03/10/2020	223...	Alexander Chemic...	K200302 - HYP...	1,031.56	150,427.94
Total 6117 - Chemicals					1,031.56	150,427.94
6220 - Employee Benefits						307,164.54
6221 - Health Insurance						220,137.58
General Jo...	03/01/2020	SK...		Reverse of GJ...	615.67	220,753.25
Paycheck	03/06/2020	DD...	Brown, Tawonda J	Direct Deposit	-182.63	220,570.62
Paycheck	03/06/2020	DD...	Gossett, Melanie L	Direct Deposit	-209.31	220,361.31
Paycheck	03/06/2020	DD...	Salan, Jennifer C.	Direct Deposit	-92.20	220,269.11
Paycheck	03/06/2020	DD...	Scheppler, Dustin R	Direct Deposit	-161.19	220,107.92
Paycheck	03/06/2020	DD...	Strother, Arthur L.	Direct Deposit	-17.70	220,090.22
Bill	03/10/2020	814...	United Healthcare	HEALTHCARE ...	6,928.04	227,018.26
Bill	03/12/2020	584...	Local 399 Health &...	Health Insuranc...	1,109.00	228,127.26
Bill	03/16/2020	586...	Local 399 Health &...	Health & Welfa...	18,583.00	246,710.26
Paycheck	03/20/2020	DD...	Brown, Tawonda J	Direct Deposit	-182.63	246,527.63
Paycheck	03/20/2020	DD...	Gossett, Melanie L	Direct Deposit	-209.31	246,318.32
Paycheck	03/20/2020	DD...	Salan, Jennifer C.	Direct Deposit	-92.20	246,226.12
Paycheck	03/20/2020	DD...	Scheppler, Dustin R	Direct Deposit	-161.19	246,064.93
Paycheck	03/20/2020	DD...	Strother, Arthur L.	Direct Deposit	-17.70	246,047.23
Bill	03/24/2020	401...	Art Strother	Reimb for Healt...	224.20	246,271.43
General Jo...	03/31/2020	SK...			-663.03	245,608.40
Total 6221 - Health Insurance					25,470.82	245,608.40
6222 - 401K						80,969.16
General Jo...	03/01/2020	SK...		Reverse of GJ...	-3,371.56	77,597.60
Paycheck	03/06/2020	DD...	Arseneau, Michael E	Direct Deposit	181.72	77,779.32
Paycheck	03/06/2020	DD...	Brown, Tawonda J	Direct Deposit	100.00	77,879.32
Paycheck	03/06/2020	DD...	Churney, James J.	Direct Deposit	213.81	78,093.13
Paycheck	03/06/2020	DD...	Combs, Daniel J	Direct Deposit	213.81	78,306.94
Paycheck	03/06/2020	DD...	Gossett, Maxwell F	Direct Deposit	213.81	78,520.75
Paycheck	03/06/2020	DD...	Gossett, Melanie L	Direct Deposit	284.13	78,804.88
Paycheck	03/06/2020	6667	Gowler, Michael		122.18	78,927.06
Paycheck	03/06/2020	DD...	Haney, Ronald P	Direct Deposit	122.18	79,049.24
Paycheck	03/06/2020	DD...	Kennedy, Bryan D	Direct Deposit	213.81	79,263.05
Paycheck	03/06/2020	DD...	Lund, John H	Direct Deposit	213.81	79,476.86
Paycheck	03/06/2020	DD...	Malone, Shawn	Direct Deposit	213.81	79,690.67
Paycheck	03/06/2020	DD...	Ownbey, Shaun E	Direct Deposit	241.64	79,932.31
Paycheck	03/06/2020	DD...	Peters, Joshua T	Direct Deposit	228.09	80,160.40
Paycheck	03/06/2020	DD...	Power, Brian P	Direct Deposit	213.81	80,374.21
Paycheck	03/06/2020	DD...	Renchen, Jack A	Direct Deposit	241.64	80,615.85
Paycheck	03/06/2020	DD...	Salan, Jennifer C.	Direct Deposit	100.44	80,716.29
Paycheck	03/06/2020	DD...	Scheppler, Dustin R	Direct Deposit	284.13	81,000.42
Paycheck	03/06/2020	DD...	Scheppler, Nichola...	Direct Deposit	228.09	81,228.51
Paycheck	03/20/2020	DD...	Arseneau, Michael E	Direct Deposit	181.72	81,410.23
Paycheck	03/20/2020	DD...	Brown, Tawonda J	Direct Deposit	100.00	81,510.23
Paycheck	03/20/2020	DD...	Churney, James J.	Direct Deposit	213.81	81,724.04
Paycheck	03/20/2020	DD...	Combs, Daniel J	Direct Deposit	213.81	81,937.85
Paycheck	03/20/2020	DD...	Gossett, Maxwell F	Direct Deposit	213.81	82,151.66
Paycheck	03/20/2020	DD...	Gossett, Melanie L	Direct Deposit	284.13	82,435.79
Paycheck	03/20/2020	6669	Gowler, Michael		122.18	82,557.97
Paycheck	03/20/2020	DD...	Haney, Ronald P	Direct Deposit	122.18	82,680.15
Paycheck	03/20/2020	DD...	Kennedy, Bryan D	Direct Deposit	213.81	82,893.96
Paycheck	03/20/2020	DD...	Lund, John H	Direct Deposit	213.81	83,107.77
Paycheck	03/20/2020	DD...	Malone, Shawn	Direct Deposit	213.81	83,321.58
Paycheck	03/20/2020	DD...	Ownbey, Shaun E	Direct Deposit	241.64	83,563.22
Paycheck	03/20/2020	DD...	Peters, Joshua T	Direct Deposit	228.09	83,791.31
Paycheck	03/20/2020	DD...	Power, Brian P	Direct Deposit	213.81	84,005.12
Paycheck	03/20/2020	DD...	Renchen, Jack A	Direct Deposit	241.64	84,246.76
Paycheck	03/20/2020	DD...	Salan, Jennifer C.	Direct Deposit	100.44	84,347.20
Paycheck	03/20/2020	DD...	Scheppler, Dustin R	Direct Deposit	284.13	84,631.33

Kankakee River Metropolitan Agency

General Ledger

As of March 31, 2020

Type	Date	Num	Name	Memo	Amount	Balance
Paycheck	03/20/2020	DD...	Scheppler, Nichola...	Direct Deposit	228.09	84,859.42
General Jo...	03/31/2020	SK...			3,630.91	88,490.33
Total 6222 · 401K					7,521.17	88,490.33
6223 · Other						0.00
Total 6223 · Other						0.00
6224 · AFLAC Insurance						0.00
Total 6224 · AFLAC Insurance						0.00
6225 · Employee Life Insurance						6,057.80
Total 6225 · Employee Life Insurance						6,057.80
6220 · Employee Benefits - Other						0.00
Total 6220 · Employee Benefits - Other						0.00
Total 6220 · Employee Benefits					32,991.99	340,156.53
6560 · Operations Salaries and Wages						1,092,752.54
6561 · O & M Salaries						1,056,370.55
General Jo...	03/01/2020	SK...		Reverse of GJ...	-46,791.65	1,009,578.90
Paycheck	03/06/2020	DD...	Arseneau, Michael E	Direct Deposit	2,650.00	1,012,228.90
Paycheck	03/06/2020	DD...	Churney, James J.	Direct Deposit	3,108.40	1,015,337.30
Paycheck	03/06/2020	DD...	Combs, Daniel J	Direct Deposit	3,381.66	1,018,718.96
Paycheck	03/06/2020	DD...	Gossett, Maxwell F	Direct Deposit	3,394.91	1,022,113.87
Paycheck	03/06/2020	6667	Gowler, Michael		3,081.40	1,025,195.27
Paycheck	03/06/2020	DD...	Haney, Ronald P	Direct Deposit	3,108.40	1,028,303.67
Paycheck	03/06/2020	DD...	Kennedy, Bryan D	Direct Deposit	3,395.84	1,031,699.51
Paycheck	03/06/2020	DD...	Lund, John H	Direct Deposit	3,090.40	1,034,789.91
Paycheck	03/06/2020	DD...	Malone, Shawn	Direct Deposit	3,054.40	1,037,844.31
Paycheck	03/06/2020	DD...	Ownbey, Shaun E	Direct Deposit	3,452.00	1,041,296.31
Paycheck	03/06/2020	DD...	Peters, Joshua T	Direct Deposit	3,258.40	1,044,554.71
Paycheck	03/06/2020	DD...	Power, Brian P	Direct Deposit	3,054.40	1,047,609.11
Paycheck	03/06/2020	DD...	Renchen, Jack A	Direct Deposit	3,452.00	1,051,061.11
Paycheck	03/06/2020	DD...	Scheppler, Nichola...	Direct Deposit	3,258.40	1,054,319.51
Paycheck	03/06/2020	DD...	Summers, Charles A	Direct Deposit	2,596.00	1,056,915.51
Paycheck	03/06/2020	DD...	Tucker, Nicholas J	Direct Deposit	3,054.40	1,059,969.91
Paycheck	03/20/2020	DD...	Arseneau, Michael E	Direct Deposit	2,651.89	1,062,621.80
Paycheck	03/20/2020	DD...	Churney, James J.	Direct Deposit	3,114.40	1,065,736.20
Paycheck	03/20/2020	DD...	Combs, Daniel J	Direct Deposit	3,105.40	1,068,841.60
Paycheck	03/20/2020	DD...	Gossett, Maxwell F	Direct Deposit	3,090.40	1,071,932.00
Paycheck	03/20/2020	6669	Gowler, Michael		3,090.40	1,075,022.40
Paycheck	03/20/2020	DD...	Haney, Ronald P	Direct Deposit	3,108.40	1,078,130.80
Paycheck	03/20/2020	DD...	Kennedy, Bryan D	Direct Deposit	3,090.40	1,081,221.20
Paycheck	03/20/2020	DD...	Lund, John H	Direct Deposit	3,090.40	1,084,311.60
Paycheck	03/20/2020	DD...	Malone, Shawn	Direct Deposit	3,054.40	1,087,366.00
Paycheck	03/20/2020	DD...	Ownbey, Shaun E	Direct Deposit	3,452.00	1,090,818.00
Paycheck	03/20/2020	DD...	Peters, Joshua T	Direct Deposit	3,258.40	1,094,076.40
Paycheck	03/20/2020	DD...	Power, Brian P	Direct Deposit	3,054.40	1,097,130.80
Paycheck	03/20/2020	DD...	Renchen, Jack A	Direct Deposit	3,452.00	1,100,582.80
Paycheck	03/20/2020	DD...	Scheppler, Nichola...	Direct Deposit	3,258.40	1,103,841.20
Paycheck	03/20/2020	DD...	Summers, Charles A	Direct Deposit	2,596.00	1,106,437.20
Paycheck	03/20/2020	DD...	Tucker, Nicholas J	Direct Deposit	1,527.20	1,107,964.40
General Jo...	03/31/2020	SK...			49,516.80	1,157,481.20
Total 6561 · O & M Salaries					101,110.65	1,157,481.20

Kankakee River Metropolitan Agency

04/16/20

General Ledger

Accrual Basis

As of March 31, 2020

Type	Date	Num	Name	Memo	Amount	Balance
6562 · O & M Overtime						28,424.49
General Jo...	03/01/2020	SK...		Reverse of GJ...	-1,510.29	26,914.20
Paycheck	03/06/2020	DD...	Arseneau, Michael E	Direct Deposit	194.72	27,108.92
Paycheck	03/06/2020	DD...	Churney, James J.	Direct Deposit	687.24	27,796.16
Paycheck	03/06/2020	DD...	Combs, Daniel J	Direct Deposit	286.35	28,082.51
Paycheck	03/06/2020	DD...	Gossett, Maxwell F	Direct Deposit	0.00	28,082.51
Paycheck	03/06/2020	6667	Gowler, Michael		0.00	28,082.51
Paycheck	03/06/2020	DD...	Haney, Ronald P	Direct Deposit	0.00	28,082.51
Paycheck	03/06/2020	DD...	Kennedy, Bryan D	Direct Deposit	0.00	28,082.51
Paycheck	03/06/2020	DD...	Lund, John H	Direct Deposit	0.00	28,082.51
Paycheck	03/06/2020	DD...	Malone, Shawn	Direct Deposit	458.16	28,540.67
Paycheck	03/06/2020	DD...	Ownbey, Shaun E	Direct Deposit	0.00	28,540.67
Paycheck	03/06/2020	DD...	Peters, Joshua T	Direct Deposit	0.00	28,540.67
Paycheck	03/06/2020	DD...	Power, Brian P	Direct Deposit	0.00	28,540.67
Paycheck	03/06/2020	DD...	Renchen, Jack A	Direct Deposit	0.00	28,540.67
Paycheck	03/06/2020	DD...	Scheppler, Nichola...	Direct Deposit	0.00	28,540.67
Paycheck	03/06/2020	DD...	Summers, Charles A	Direct Deposit	0.00	28,540.67
Paycheck	03/06/2020	DD...	Tucker, Nicholas J	Direct Deposit	0.00	28,540.67
Paycheck	03/20/2020	DD...	Arseneau, Michael E	Direct Deposit	194.72	28,735.39
Paycheck	03/20/2020	DD...	Churney, James J.	Direct Deposit	229.08	28,964.47
Paycheck	03/20/2020	DD...	Combs, Daniel J	Direct Deposit	229.08	29,193.55
Paycheck	03/20/2020	DD...	Gossett, Maxwell F	Direct Deposit	229.08	29,422.63
Paycheck	03/20/2020	6669	Gowler, Michael		0.00	29,422.63
Paycheck	03/20/2020	DD...	Haney, Ronald P	Direct Deposit	0.00	29,422.63
Paycheck	03/20/2020	DD...	Kennedy, Bryan D	Direct Deposit	229.08	29,651.71
Paycheck	03/20/2020	DD...	Lund, John H	Direct Deposit	0.00	29,651.71
Paycheck	03/20/2020	DD...	Malone, Shawn	Direct Deposit	0.00	29,651.71
Paycheck	03/20/2020	DD...	Ownbey, Shaun E	Direct Deposit	32.37	29,684.08
Paycheck	03/20/2020	DD...	Peters, Joshua T	Direct Deposit	0.00	29,684.08
Paycheck	03/20/2020	DD...	Power, Brian P	Direct Deposit	0.00	29,684.08
Paycheck	03/20/2020	DD...	Renchen, Jack A	Direct Deposit	0.00	29,684.08
Paycheck	03/20/2020	DD...	Scheppler, Nichola...	Direct Deposit	0.00	29,684.08
Paycheck	03/20/2020	DD...	Summers, Charles A	Direct Deposit	0.00	29,684.08
Paycheck	03/20/2020	DD...	Tucker, Nicholas J	Direct Deposit	0.00	29,684.08
General Jo...	03/31/2020	SK...			64.73	29,748.81
Total 6562 · O & M Overtime					1,324.32	29,748.81
6563 · Superintendent & Asst Contracts						0.00
Total 6563 · Superintendent & Asst Contracts						0.00
6564 · Maintenance Salaries and Wages						0.00
Total 6564 · Maintenance Salaries and Wages						0.00
6565 · Instrument Specialist Wages						0.00
Total 6565 · Instrument Specialist Wages						0.00
6566 · Janitorial Wages						0.00
Total 6566 · Janitorial Wages						0.00
6567 · Holiday Overtime						2,864.25
General Jo...	03/01/2020	SK...		Reverse of GJ...	0.00	2,864.25
Paycheck	03/06/2020	DD...	Arseneau, Michael E	Direct Deposit	0.00	2,864.25
Paycheck	03/06/2020	DD...	Churney, James J.	Direct Deposit	0.00	2,864.25
Paycheck	03/06/2020	DD...	Combs, Daniel J	Direct Deposit	0.00	2,864.25
Paycheck	03/06/2020	DD...	Gossett, Maxwell F	Direct Deposit	0.00	2,864.25
Paycheck	03/06/2020	6667	Gowler, Michael		0.00	2,864.25
Paycheck	03/06/2020	DD...	Haney, Ronald P	Direct Deposit	0.00	2,864.25
Paycheck	03/06/2020	DD...	Kennedy, Bryan D	Direct Deposit	0.00	2,864.25
Paycheck	03/06/2020	DD...	Lund, John H	Direct Deposit	0.00	2,864.25
Paycheck	03/06/2020	DD...	Malone, Shawn	Direct Deposit	0.00	2,864.25
Paycheck	03/06/2020	DD...	Ownbey, Shaun E	Direct Deposit	0.00	2,864.25
Paycheck	03/06/2020	DD...	Peters, Joshua T	Direct Deposit	0.00	2,864.25
Paycheck	03/06/2020	DD...	Power, Brian P	Direct Deposit	0.00	2,864.25
Paycheck	03/06/2020	DD...	Renchen, Jack A	Direct Deposit	0.00	2,864.25
Paycheck	03/06/2020	DD...	Scheppler, Nichola...	Direct Deposit	0.00	2,864.25
Paycheck	03/06/2020	DD...	Summers, Charles A	Direct Deposit	0.00	2,864.25
Paycheck	03/06/2020	DD...	Tucker, Nicholas J	Direct Deposit	0.00	2,864.25
Paycheck	03/20/2020	DD...	Arseneau, Michael E	Direct Deposit	0.00	2,864.25

Kankakee River Metropolitan Agency

General Ledger

As of March 31, 2020

04/16/20

Accrual Basis

Type	Date	Num	Name	Memo	Amount	Balance
Paycheck	03/20/2020	DD...	Churney, James J.	Direct Deposit	0.00	2,864.25
Paycheck	03/20/2020	DD...	Combs, Daniel J	Direct Deposit	0.00	2,864.25
Paycheck	03/20/2020	DD...	Gossett, Maxwell F	Direct Deposit	0.00	2,864.25
Paycheck	03/20/2020	6669	Gowler, Michael		0.00	2,864.25
Paycheck	03/20/2020	DD...	Haney, Ronald P	Direct Deposit	0.00	2,864.25
Paycheck	03/20/2020	DD...	Kennedy, Bryan D	Direct Deposit	0.00	2,864.25
Paycheck	03/20/2020	DD...	Lund, John H	Direct Deposit	0.00	2,864.25
Paycheck	03/20/2020	DD...	Malone, Shawn	Direct Deposit	0.00	2,864.25
Paycheck	03/20/2020	DD...	Ownbey, Shaun E	Direct Deposit	0.00	2,864.25
Paycheck	03/20/2020	DD...	Peters, Joshua T	Direct Deposit	0.00	2,864.25
Paycheck	03/20/2020	DD...	Power, Brian P	Direct Deposit	0.00	2,864.25
Paycheck	03/20/2020	DD...	Renchen, Jack A	Direct Deposit	0.00	2,864.25
Paycheck	03/20/2020	DD...	Scheppler, Nichola...	Direct Deposit	0.00	2,864.25
Paycheck	03/20/2020	DD...	Summers, Charles A	Direct Deposit	0.00	2,864.25
Paycheck	03/20/2020	DD...	Tucker, Nicholas J	Direct Deposit	0.00	2,864.25
General Jo...	03/31/2020	SK...			0.00	2,864.25
Total 6567 · Holiday Overtime					0.00	2,864.25
6560 · Operations Salaries and Wages - Other						5,093.25
Liability Ch...	03/05/2020		QuickBooks Payrol...	Fee for 20 direc...	35.00	5,128.25
Liability Ch...	03/19/2020		QuickBooks Payrol...	Fee for 20 direc...	35.00	5,163.25
Total 6560 · Operations Salaries and Wages - Other					70.00	5,163.25
Total 6560 · Operations Salaries and Wages					102,504.97	1,195,257.51
6570 · Admin Salaries and Wages						365,271.81
6572 · Secretarial Salaries and Wages						0.00
Total 6572 · Secretarial Salaries and Wages						0.00
6574 · Superintendant Salary						0.00
Total 6574 · Superintendant Salary						0.00
6570 · Admin Salaries and Wages - Other						365,271.81
General Jo...	03/01/2020	SK...		Reverse of GJ...	-16,068.26	349,203.55
Paycheck	03/06/2020	DD...	Brown, Tawonda J	Direct Deposit	2,000.00	351,203.55
Paycheck	03/06/2020	DD...	Gossett, Melanie L	Direct Deposit	4,059.05	355,262.60
Paycheck	03/06/2020	DD...	Salan, Jennifer C.	Direct Deposit	2,008.82	357,271.42
Paycheck	03/06/2020	DD...	Scheppler, Dustin R	Direct Deposit	4,059.05	361,330.47
Paycheck	03/06/2020	DD...	Strother, Arthur L.	Direct Deposit	5,177.36	366,507.83
Paycheck	03/20/2020	DD...	Brown, Tawonda J	Direct Deposit	2,000.00	368,507.83
Paycheck	03/20/2020	DD...	Gossett, Melanie L	Direct Deposit	4,059.05	372,566.88
Paycheck	03/20/2020	DD...	Salan, Jennifer C.	Direct Deposit	2,008.82	374,575.70
Paycheck	03/20/2020	DD...	Scheppler, Dustin R	Direct Deposit	4,059.05	378,634.75
Paycheck	03/20/2020	DD...	Strother, Arthur L.	Direct Deposit	5,177.36	383,812.11
General Jo...	03/31/2020	SK...			17,304.28	401,116.39
Total 6570 · Admin Salaries and Wages - Other					35,844.58	401,116.39
Total 6570 · Admin Salaries and Wages					35,844.58	401,116.39
6590 · Permit Expense						52,500.00
6591 · River Monitoring Services						0.00
Total 6591 · River Monitoring Services						0.00
6590 · Permit Expense - Other						52,500.00
Total 6590 · Permit Expense - Other						52,500.00
Total 6590 · Permit Expense						52,500.00
6600 · Repairs & Maintenance-Bldg						53,665.59
Total 6600 · Repairs & Maintenance-Bldg						53,665.59
6680 · Repairs & Maintenance-Equip						333,399.22
6681 · Digester Clean Up						0.00
Total 6681 · Digester Clean Up						0.00

Kankakee River Metropolitan Agency

General Ledger

As of March 31, 2020

04/16/20

Accrual Basis

Type	Date	Num	Name	Memo	Amount	Balance
6680 · Repairs & Maintenance-Equip - Other						333,399.22
Bill	03/01/2020	202...	Protection Associat...	MONITORING ...	78.00	333,477.22
Bill	03/01/2020	S18...	Gordon Electric Su...	ADVANCE IOPA	192.73	333,669.95
Bill	03/01/2020	689...	Kankakee Disposal	MONTHLY CH...	296.57	333,966.52
Bill	03/01/2020	686...	Kankakee Disposal	20 YD EXCHA...	795.10	334,761.62
Bill	03/02/2020	7088	BC Systems	5 CALIBRATE ...	1,000.00	335,761.62
Bill	03/02/2020	ILB...	Fastenal Industrial ...	LOBE PUMPS	26.82	335,788.44
Bill	03/06/2020	7091	BC Systems	2 CALIBRATIO...	470.00	336,258.44
Bill	03/06/2020	165...	USA Bluebook	keypad-overlay	136.19	336,394.63
Bill	03/09/2020	330...	Heritage FS (Peoto...	GL & FS R & D...	363.69	336,758.32
Bill	03/10/2020	P60...	Altorfer Industries, ...	OIL ANL 25 KIT	307.93	337,066.25
Bill	03/10/2020	059...	Bear Machine Tool...	REPAIRING B...	1,245.00	338,311.25
Bill	03/10/2020	9239	Blain's Farm & Fleet	TOOLS - MAIN...	87.24	338,398.49
Bill	03/10/2020	473...	FleetPride	FILTER, RADI...	42.20	338,440.69
Bill	03/10/2020	INV...	Gasvoda & Associ...	PO: 200106i A...	5,648.00	344,088.69
Bill	03/10/2020	159...	USA Bluebook	MEMBRANE KIT	86.51	344,175.20
Bill	03/11/2020	434...	Englewood Electric...	plant lighting	7.70	344,182.90
Bill	03/11/2020	434...	Englewood Electric...	bldg 15	61.34	344,244.24
Bill	03/13/2020	059...	Bear Machine Tool...	fabricate seal h...	450.00	344,694.24
Bill	03/13/2020	362...	Farmers State Ban...	INDUSTRIAL A...		344,694.24
Bill	03/13/2020	167...	USA Bluebook	gloves, ear plu...	439.23	345,133.47
Bill	03/16/2020	INV...	Gasvoda & Associ...	SENSOR CON...	1,198.00	346,331.47
Bill	03/16/2020	330...	Heritage FS (Peoto...	FS SPCTR LB ...	127.50	346,458.97
Bill	03/17/2020	118...	Hach Company	TSS: WIPER S...	502.79	346,961.76
Bill	03/17/2020	176...	USA Bluebook	4" CHLORINE ...	488.92	347,450.68
Bill	03/17/2020	176...	USA Bluebook	E&H OPTICAL ...	1,914.43	349,365.11
Bill	03/17/2020	176...	USA Bluebook	4" CHLORINE ...	1,037.44	350,402.55
Bill	03/18/2020	500...	Vogelsang	k200304 Q WE...	1,097.62	351,500.17
Bill	03/19/2020	5511	Tri-Power Trading ...	spark plug	1,089.00	352,589.17
Bill	03/20/2020	438...	Englewood Electric...	wat low: pm6c1...	797.88	353,387.05
Bill	03/26/2020	IL1...	Motion Industries, l...	SPOUTS; DRU...	969.99	354,357.04
Bill	03/27/2020	7097	BC Systems	call out to cheb...	270.00	354,627.04
Total 6680 · Repairs & Maintenance-Equip - Other					21,227.82	354,627.04
Total 6680 · Repairs & Maintenance-Equip					21,227.82	354,627.04
6700 · Sludge Removal						362,687.85
Bill	03/10/2020	173	New Era Spreading...	Hauled liquid sl...	30,720.00	393,407.85
Bill	03/20/2020	174	New Era Spreading...	Hauled liquid sl...	14,976.00	408,383.85
Total 6700 · Sludge Removal					45,696.00	408,383.85
6701 · Sludge Removal-Extra-Explosion						0.00
Total 6701 · Sludge Removal-Extra-Explosion						0.00
6710 · Supplies						44,729.68
Bill	03/01/2020	996...	Airgas USA, LLC	CYL LRG NITR...	117.55	44,847.23
Bill	03/05/2020	S33...	Rogers Supply Co...	EZ KLEEN & FI...	374.73	45,221.96
Bill	03/09/2020	369...	MSC Industrial Sup...	PB B'LASTER ...	225.40	45,447.36
Bill	03/10/2020	369...	MSC Industrial Sup...	RT CUT BLUE ...	39.88	45,487.24
Bill	03/14/2020	711	Blain's Farm & Fleet	LED FLASHLI...	42.98	45,530.22
Bill	03/16/2020	16	Blain's Farm & Fleet	TUFF STUFF ...	17.94	45,548.16
Bill	03/19/2020	309...	Menards	CREDIT CARD...	56.82	45,604.98
Total 6710 · Supplies					875.30	45,604.98

Kankakee River Metropolitan Agency

General Ledger

As of March 31, 2020

Type	Date	Num	Name	Memo	Amount	Balance
6720 · Payroll Taxes						112,371.40
6722 · Social Security and Medicare						110,668.90
General Jo...	03/01/2020	SK...		Reverse of GJ...	-4,877.19	105,791.71
Paycheck	03/06/2020	DD...	Arseneau, Michael E	Direct Deposit	217.62	106,009.33
Paycheck	03/06/2020	DD...	Brown, Tawonda J	Direct Deposit	139.02	106,148.35
Paycheck	03/06/2020	DD...	Churney, James J.	Direct Deposit	290.37	106,438.72
Paycheck	03/06/2020	DD...	Combs, Daniel J	Direct Deposit	280.60	106,719.32
Paycheck	03/06/2020	DD...	Gossett, Maxwell F	Direct Deposit	259.72	106,979.04
Paycheck	03/06/2020	DD...	Gossett, Melanie L	Direct Deposit	294.51	107,273.55
Paycheck	03/06/2020	6667	Gowler, Michael		235.73	107,509.28
Paycheck	03/06/2020	DD...	Haney, Ronald P	Direct Deposit	237.79	107,747.07
Paycheck	03/06/2020	DD...	Kennedy, Bryan D	Direct Deposit	259.78	108,006.85
Paycheck	03/06/2020	DD...	Lund, John H	Direct Deposit	236.42	108,243.27
Paycheck	03/06/2020	DD...	Malone, Shawn	Direct Deposit	268.72	108,511.99
Paycheck	03/06/2020	DD...	Ownbey, Shaun E	Direct Deposit	264.07	108,776.06
Paycheck	03/06/2020	DD...	Peters, Joshua T	Direct Deposit	249.26	109,025.32
Paycheck	03/06/2020	DD...	Power, Brian P	Direct Deposit	233.66	109,258.98
Paycheck	03/06/2020	DD...	Renchen, Jack A	Direct Deposit	264.07	109,523.05
Paycheck	03/06/2020	DD...	Salan, Jennifer C.	Direct Deposit	146.62	109,669.67
Paycheck	03/06/2020	DD...	Scheppler, Dustin R	Direct Deposit	298.18	109,967.85
Paycheck	03/06/2020	DD...	Scheppler, Nichola...	Direct Deposit	249.26	110,217.11
Paycheck	03/06/2020	DD...	Strother, Arthur L.	Direct Deposit	394.71	110,611.82
Paycheck	03/06/2020	DD...	Summers, Charles A	Direct Deposit	198.59	110,810.41
Paycheck	03/06/2020	DD...	Tucker, Nicholas J	Direct Deposit	233.66	111,044.07
Paycheck	03/20/2020	DD...	Arseneau, Michael E	Direct Deposit	217.76	111,261.83
Paycheck	03/20/2020	DD...	Brown, Tawonda J	Direct Deposit	139.03	111,400.86
Paycheck	03/20/2020	DD...	Churney, James J.	Direct Deposit	255.78	111,656.64
Paycheck	03/20/2020	DD...	Combs, Daniel J	Direct Deposit	255.09	111,911.73
Paycheck	03/20/2020	DD...	Gossett, Maxwell F	Direct Deposit	253.94	112,165.67
Paycheck	03/20/2020	DD...	Gossett, Melanie L	Direct Deposit	294.50	112,460.17
Paycheck	03/20/2020	6669	Gowler, Michael		236.41	112,696.58
Paycheck	03/20/2020	DD...	Haney, Ronald P	Direct Deposit	237.79	112,934.37
Paycheck	03/20/2020	DD...	Kennedy, Bryan D	Direct Deposit	253.94	113,188.31
Paycheck	03/20/2020	DD...	Lund, John H	Direct Deposit	236.41	113,424.72
Paycheck	03/20/2020	DD...	Malone, Shawn	Direct Deposit	233.66	113,658.38
Paycheck	03/20/2020	DD...	Ownbey, Shaun E	Direct Deposit	266.56	113,924.94
Paycheck	03/20/2020	DD...	Peters, Joshua T	Direct Deposit	249.28	114,174.22
Paycheck	03/20/2020	DD...	Power, Brian P	Direct Deposit	233.66	114,407.88
Paycheck	03/20/2020	DD...	Renchen, Jack A	Direct Deposit	264.09	114,671.97
Paycheck	03/20/2020	DD...	Salan, Jennifer C.	Direct Deposit	146.63	114,818.60
Paycheck	03/20/2020	DD...	Scheppler, Dustin R	Direct Deposit	298.18	115,116.78
Paycheck	03/20/2020	DD...	Scheppler, Nichola...	Direct Deposit	249.27	115,366.05
Paycheck	03/20/2020	DD...	Strother, Arthur L.	Direct Deposit	394.71	115,760.76
Paycheck	03/20/2020	DD...	Summers, Charles A	Direct Deposit	198.61	115,959.37
Paycheck	03/20/2020	DD...	Tucker, Nicholas J	Direct Deposit	116.84	116,076.21
General Jo...	03/31/2020	SK...			5,066.06	121,142.27
Total 6722 · Social Security and Medicare					10,473.37	121,142.27
6724 · State Unemployment Tax Expense						1,702.50
General Jo...	03/01/2020	SK...		Reverse of GJ...	-69.28	1,633.22
Paycheck	03/06/2020	DD...	Arseneau, Michael E	Direct Deposit	10.51	1,643.73
Paycheck	03/06/2020	DD...	Brown, Tawonda J	Direct Deposit	11.36	1,655.09
Paycheck	03/06/2020	DD...	Churney, James J.	Direct Deposit	0.00	1,655.09
Paycheck	03/06/2020	DD...	Combs, Daniel J	Direct Deposit	0.00	1,655.09
Paycheck	03/06/2020	DD...	Gossett, Maxwell F	Direct Deposit	0.00	1,655.09
Paycheck	03/06/2020	DD...	Gossett, Melanie L	Direct Deposit	0.00	1,655.09
Paycheck	03/06/2020	6667	Gowler, Michael		0.00	1,655.09
Paycheck	03/06/2020	DD...	Haney, Ronald P	Direct Deposit	2.56	1,657.65
Paycheck	03/06/2020	DD...	Kennedy, Bryan D	Direct Deposit	0.00	1,657.65
Paycheck	03/06/2020	DD...	Lund, John H	Direct Deposit	0.00	1,657.65
Paycheck	03/06/2020	DD...	Malone, Shawn	Direct Deposit	0.00	1,657.65
Paycheck	03/06/2020	DD...	Ownbey, Shaun E	Direct Deposit	21.58	1,679.23
Paycheck	03/06/2020	DD...	Peters, Joshua T	Direct Deposit	0.00	1,679.23
Paycheck	03/06/2020	DD...	Power, Brian P	Direct Deposit	0.41	1,679.64
Paycheck	03/06/2020	DD...	Renchen, Jack A	Direct Deposit	0.00	1,679.64
Paycheck	03/06/2020	DD...	Salan, Jennifer C.	Direct Deposit	11.97	1,691.61
Paycheck	03/06/2020	DD...	Scheppler, Dustin R	Direct Deposit	0.00	1,691.61
Paycheck	03/06/2020	DD...	Scheppler, Nichola...	Direct Deposit	0.00	1,691.61

Kankakee River Metropolitan Agency

General Ledger

As of March 31, 2020

Type	Date	Num	Name	Memo	Amount	Balance
Paycheck	03/06/2020	DD...	Strother, Arthur L.	Direct Deposit	0.00	1,691.61
Paycheck	03/06/2020	DD...	Summers, Charles A	Direct Deposit	16.22	1,707.83
Paycheck	03/20/2020	DD...	Arseneau, Michael E	Direct Deposit	0.00	1,707.83
Paycheck	03/20/2020	DD...	Brown, Tawonda J	Direct Deposit	11.36	1,719.19
Paycheck	03/20/2020	DD...	Churney, James J.	Direct Deposit	0.00	1,719.19
Paycheck	03/20/2020	DD...	Combs, Daniel J	Direct Deposit	0.00	1,719.19
Paycheck	03/20/2020	DD...	Gossett, Maxwell F	Direct Deposit	0.00	1,719.19
Paycheck	03/20/2020	DD...	Gossett, Melanie L	Direct Deposit	0.00	1,719.19
Paycheck	03/20/2020	6669	Gowler, Michael		0.00	1,719.19
Paycheck	03/20/2020	DD...	Haney, Ronald P	Direct Deposit	0.00	1,719.19
Paycheck	03/20/2020	DD...	Kennedy, Bryan D	Direct Deposit	0.00	1,719.19
Paycheck	03/20/2020	DD...	Lund, John H	Direct Deposit	0.00	1,719.19
Paycheck	03/20/2020	DD...	Malone, Shawn	Direct Deposit	0.00	1,719.19
Paycheck	03/20/2020	DD...	Ownbey, Shaun E	Direct Deposit	2.69	1,721.88
Paycheck	03/20/2020	DD...	Peters, Joshua T	Direct Deposit	0.00	1,721.88
Paycheck	03/20/2020	DD...	Power, Brian P	Direct Deposit	0.00	1,721.88
Paycheck	03/20/2020	DD...	Renchen, Jack A	Direct Deposit	0.00	1,721.88
Paycheck	03/20/2020	DD...	Salan, Jennifer C.	Direct Deposit	11.98	1,733.86
Paycheck	03/20/2020	DD...	Scheppler, Dustin R	Direct Deposit	0.00	1,733.86
Paycheck	03/20/2020	DD...	Scheppler, Nichola...	Direct Deposit	0.00	1,733.86
Paycheck	03/20/2020	DD...	Strother, Arthur L.	Direct Deposit	0.00	1,733.86
Paycheck	03/20/2020	DD...	Summers, Charles A	Direct Deposit	16.23	1,750.09
General Jo...	03/31/2020	SK...			35.33	1,785.42
Total 6724 · State Unemployment Tax Expense					82.92	1,785.42
6720 · Payroll Taxes - Other						0.00
Total 6720 · Payroll Taxes - Other						0.00
Total 6720 · Payroll Taxes					10,556.29	122,927.69
6800 · Travel						2,619.24
Total 6800 · Travel						2,619.24
6820 · Telephone						16,865.52
Bill	03/01/2020	984...	Verizon Wireless	MODEMS JAN ...	149.36	17,014.88
Bill	03/01/2020	984...	Verizon Wireless	CELL PHONE ...	493.17	17,508.05
Bill	03/11/2020	226...	AT & T (Box 5019 ...	INTERNET & V...	605.03	18,113.08
Bill	03/13/2020	313...	Comcast Business ...	Internet service...	235.90	18,348.98
Bill	03/22/2020	322...	MCI Business Gold	long distance c...	48.49	18,397.47
Total 6820 · Telephone					1,531.95	18,397.47
6850 · Special Studies						0.00
6851 · Asset Management Plan						0.00
Total 6851 · Asset Management Plan						0.00
6852 · Third Airport Water/Sewer Prjct						0.00
Total 6852 · Third Airport Water/Sewer Prjct						0.00
6850 · Special Studies - Other						0.00
Total 6850 · Special Studies - Other						0.00
Total 6850 · Special Studies						0.00
6970 · Utilities						537,026.52
6971 · Electric						439,666.61
Bill	03/01/2020	228...	ComEd	ELECTRICITY ...	60.11	439,726.72
Bill	03/11/2020	103...	MidAmerican Ener...	Electric Billing ...	47,385.28	487,112.00
Total 6971 · Electric					47,445.39	487,112.00
6972 · Gas						69,424.85
Total 6972 · Gas						69,424.85
6973 · Water						27,935.06
Total 6973 · Water						27,935.06

Kankakee River Metropolitan Agency

04/16/20

General Ledger

Accrual Basis

As of March 31, 2020

Type	Date	Num	Name	Memo	Amount	Balance
6970 · Utilities - Other						0.00
Total 6970 · Utilities - Other						0.00
Total 6970 · Utilities					47,445.39	584,471.91
6980 · Vehicle Expense						23,236.66
6981 · Fuel						14,117.19
Bill	03/04/2020	304...	City of Kankakee (...)	FUEL: FEB 2020	1,521.76	15,638.95
Total 6981 · Fuel					1,521.76	15,638.95
6982 · Repairs & Maintenance						9,119.47
Bill	03/03/2020	439...	O'Reilly Auto Parts	FAN BELT FO...	13.32	9,132.79
Bill	03/19/2020	286...	MyFleetCenter.com	2004 GMC EN...	78.97	9,211.76
Total 6982 · Repairs & Maintenance					92.29	9,211.76
6983 · Licenses						0.00
Total 6983 · Licenses						0.00
6984 · Auto Allowance						0.00
Total 6984 · Auto Allowance						0.00
6980 · Vehicle Expense - Other						0.00
Total 6980 · Vehicle Expense - Other						0.00
Total 6980 · Vehicle Expense					1,614.05	24,850.71
Operations & Maintenance - KRMA - Other						0.00
Total Operations & Maintenance - KRMA - Other						0.00
Total Operations & Maintenance - KRMA					301,319.90	3,755,006.85
6010 · Operation and Maintenance - EMC						0.00
Total 6010 · Operation and Maintenance - EMC						0.00
6050 · Cleaning Services						15,225.67
Bill	03/12/2020	190...	Jack's Cleaning Se...	INV # 19029		15,225.67
Bill	03/12/2020	190...	Jack's Cleaning Se...	JANITORIAL S...	4,352.78	19,578.45
Total 6050 · Cleaning Services					4,352.78	19,578.45
6125 · Bank/Finance Charges/Late Pymnt						3,729.18
Bill	03/01/2020	202...	Protection Associat...	late fee	0.00	3,729.18
Bill	03/01/2020	228...	ComEd	late payment fee	0.00	3,729.18
Bill	03/01/2020	S18...	Gordon Electric Su...	Service Charge	0.00	3,729.18
Bill	03/01/2020	689...	Kankakee Disposal	late payment		3,729.18
Bill	03/01/2020	686...	Kankakee Disposal	late payment		3,729.18
Bill	03/01/2020	984...	Verizon Wireless	Accnt #242100...	0.00	3,729.18
Bill	03/01/2020	984...	Verizon Wireless	Accnt #242100...	0.00	3,729.18
Bill	03/11/2020	103...	MidAmerican Ener...	late payment fee		3,729.18
General Jo...	03/16/2020	SK...		wire transfer fee	20.00	3,749.18
Bill	03/19/2020	286...	MyFleetCenter.com	LATE FEES A...	0.00	3,749.18
Bill	03/19/2020	309...	Menards	late fee		3,749.18
General Jo...	03/31/2020	SK...		To record Bond...	0.00	3,749.18
General Jo...	03/31/2020	SK...		Record Bond R...	208.33	3,957.51
Total 6125 · Bank/Finance Charges/Late Pymnt					228.33	3,957.51
6130 · Continuing Education & Training						3,710.53
Total 6130 · Continuing Education & Training						3,710.53
6390 · Professional Fees						76,960.88
Bill	03/12/2020	158...	Strand Associates,...	Professional Se...	1,382.15	78,343.03
Total 6390 · Professional Fees					1,382.15	78,343.03
6563A · KVEG Contractual Services						0.00
Total 6563A · KVEG Contractual Services						0.00

Kankakee River Metropolitan Agency

General Ledger

As of March 31, 2020

04/16/20

Accrual Basis

Type	Date	Num	Name	Memo	Amount	Balance
6580 · Technical Services						0.00
Total 6580 · Technical Services						0.00
6705 · Security Services						0.00
Total 6705 · Security Services						0.00
6840 · E-Waste Grant Project						100,103.99
Bill	03/12/2020	190...	Jack's Cleaning Se...	SERVICES ON...	5,600.00	105,703.99
Bill	03/12/2020	190...	Jack's Cleaning Se...	INV # 19028		105,703.99
Bill	03/19/2020	365...	Regency Technolo...	E WASTE - B...	2,686.66	108,390.65
Bill	03/19/2020	365...	Regency Technolo...	E WASTE - K...	4,389.64	112,780.29
Total 6840 · E-Waste Grant Project					12,676.30	112,780.29
6860 · Household Hazardous Waste Event						0.00
Total 6860 · Household Hazardous Waste Event						0.00
6960 · Uniforms & Linen Service						15,329.48
Bill	03/04/2020	208...	Aramark (25259 N...	UNIFORMS: ART	27.46	15,356.94
Bill	03/04/2020	208...	Aramark (25259 N...	UNIFORMS: EIC	78.78	15,435.72
Bill	03/04/2020	208...	Aramark (25259 N...	FLOOR MATS ...	90.05	15,525.77
Bill	03/10/2020	8855	Blain's Farm & Fleet	XL BASE FOR...	49.76	15,575.53
Bill	03/10/2020	310...	Shaun Ownbey	CLOTHING AL...	310.00	15,885.53
Bill	03/11/2020	208...	Aramark (25259 N...	UNIFORM: ART	27.46	15,912.99
Bill	03/11/2020	208...	Aramark (25259 N...	UNIFORMS: EIC	83.76	15,996.75
Bill	03/11/2020	208...	Aramark (25259 N...	FLOORMATS ...	90.05	16,086.80
Bill	03/12/2020	471	Blain's Farm & Fleet	CLOTHING AL...	457.89	16,544.69
Bill	03/16/2020	222...	Aramark (22512 N...	-MULTIPLE-	55.97	16,600.66
Bill	03/17/2020	316...	Ronald Haney	Employee Rei...	37.18	16,637.84
Bill	03/18/2020	208...	Aramark (25259 N...	UNIFORMS: A...	27.46	16,665.30
Bill	03/18/2020	208...	Aramark (25259 N...	FLOOR MATS ...	90.05	16,755.35
Bill	03/20/2020	208...	Aramark (25259 N...	unifroms: eic	82.10	16,837.45
Bill	03/25/2020	208...	Aramark (25259 N...	uniforms: eic	27.46	16,864.91
Bill	03/25/2020	208...	Aramark (25259 N...	floor mats & sh...	90.05	16,954.96
Bill	03/25/2020	208...	Aramark (25259 N...	uniforms: eic	78.78	17,033.74
Bill	03/26/2020	222...	Aramark (22512 N...	-MULTIPLE-	65.97	17,099.71
Bill	03/26/2020	202...	Red Wing Shoe Co...	CLOTHING AL...	310.22	17,409.93
Total 6960 · Uniforms & Linen Service					2,080.45	17,409.93
6989 · Lightning Strike Expenses						0.00
Total 6989 · Lightning Strike Expenses						0.00
6990 · Plant Explosion						0.00
6991 · Emergency Mitigation						0.00
Total 6991 · Emergency Mitigation						0.00
6992 · Digester Sludge Removal						0.00
Total 6992 · Digester Sludge Removal						0.00
6993 · Sludge Processing						0.00
Total 6993 · Sludge Processing						0.00
6994 · Demolition						0.00
Total 6994 · Demolition						0.00
6995 · Reconstruction						0.00
Total 6995 · Reconstruction						0.00
6990 · Plant Explosion - Other						0.00
Total 6990 · Plant Explosion - Other						0.00
Total 6990 · Plant Explosion						0.00
6998 · Gain on Plant Explosion						0.00
Total 6998 · Gain on Plant Explosion						0.00
9040 · Interest Rec						0.00
Total 9040 · Interest Rec						0.00

Kankakee River Metropolitan Agency

General Ledger

As of March 31, 2020

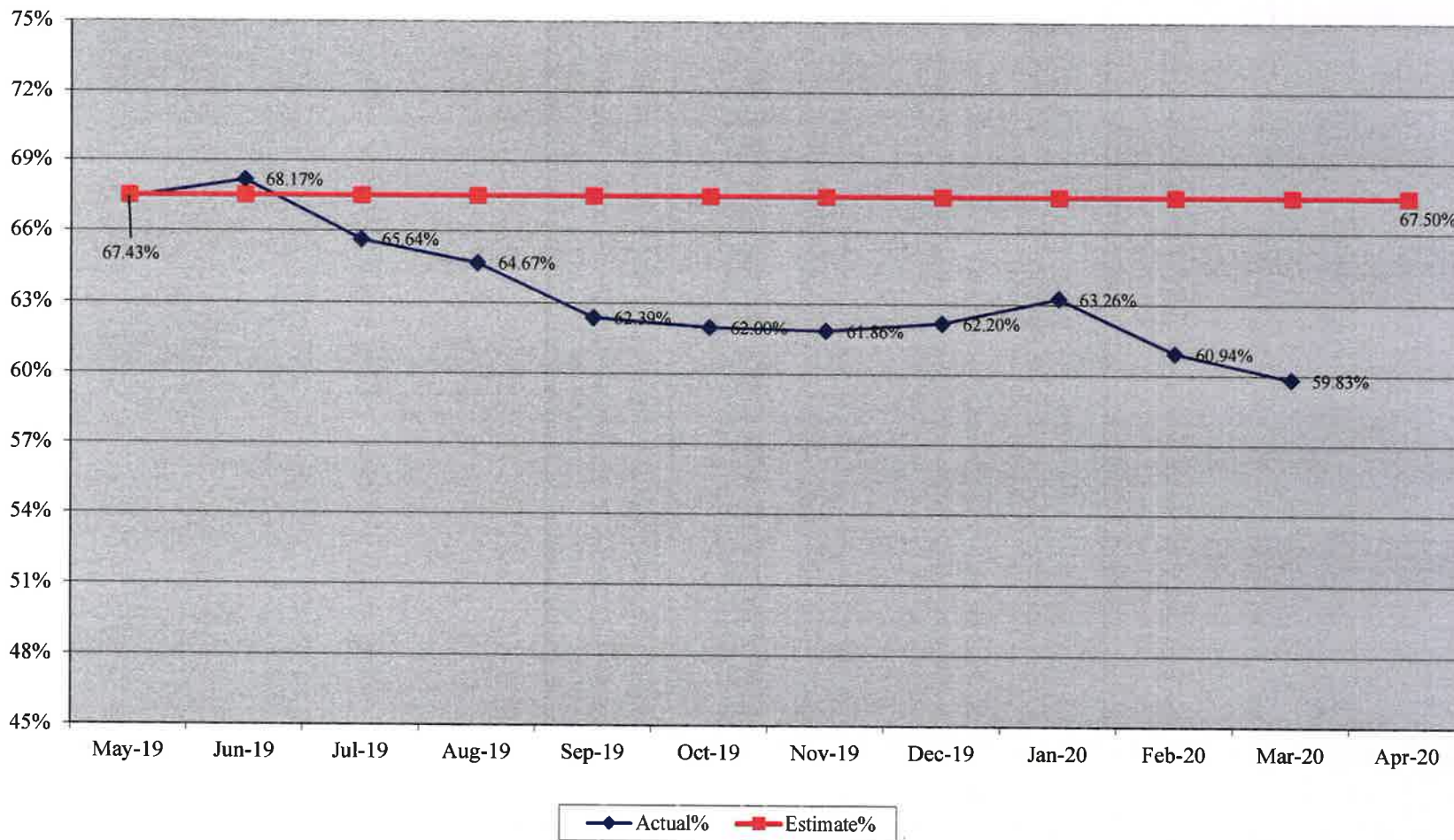
04/16/20

Accrual Basis

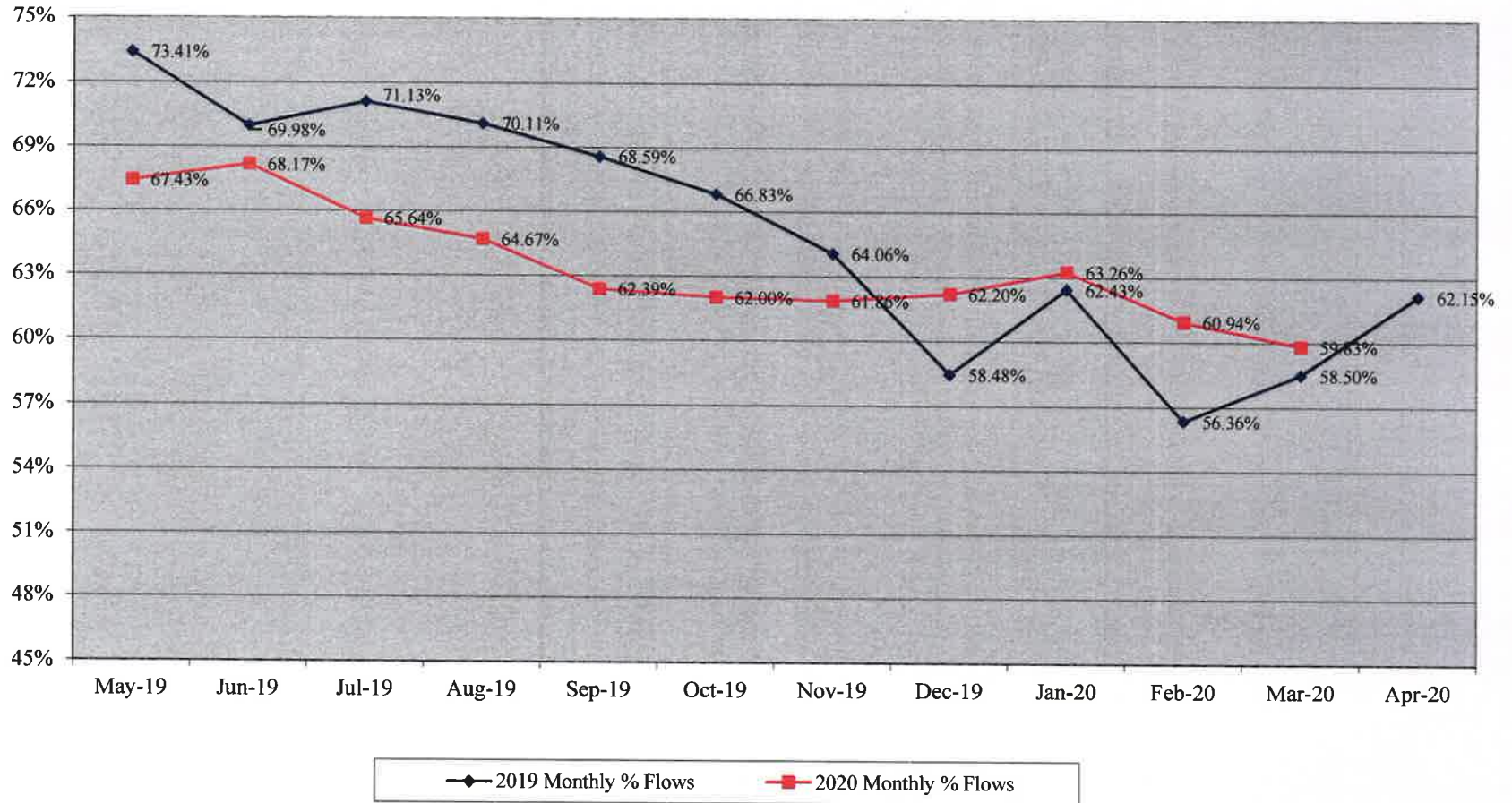
Type	Date	Num	Name	Memo	Amount	Balance
9050 · Interest Income						-40,295.64
Deposit	03/31/2020			Interest	-86.13	-40,381.77
Deposit	03/31/2020			Interest	-0.35	-40,382.12
Deposit	03/31/2020			Interest	-40.50	-40,422.62
General Jo...	03/31/2020	SK...		To record Bond...	-1,308.86	-41,731.48
General Jo...	03/31/2020	SK...		Record Bond R...	-1,145.43	-42,876.91
General Jo...	03/31/2020	SK...		Record Bond R...	0.00	-42,876.91
General Jo...	03/31/2020	SK...		Interest	-70.18	-42,947.09
General Jo...	03/31/2020	SK...		Interest	-13.68	-42,960.77
Total 9050 · Interest Income					-2,665.13	-42,960.77
9060 · Finance Charge Income						-1,635.32
Invoice	03/16/2020	1727	Kankakee RDF	Late Payment ...	-3.74	-1,639.06
Invoice	03/16/2020	1735	Prairie View RDF	Late Payment ...	-475.69	-2,114.75
Credit Memo	03/16/2020	1750	Prairie View RDF	Late Payment ...	475.69	-1,639.06
Invoice	03/17/2020	1736	Solvay Corp	Late Payment ...	-29.67	-1,668.73
Total 9060 · Finance Charge Income					-33.41	-1,668.73
9070 · Alternative Energy Grant Revenue						0.00
Total 9070 · Alternative Energy Grant Revenue						0.00
9080 · Grant Revenue						0.00
Total 9080 · Grant Revenue						0.00
9090 · Special Item-Participant Rebate						0.00
Total 9090 · Special Item-Participant Rebate						0.00
9100 · Amortization-O.I.P.						-116,577.50
General Jo...	03/31/2020	SK...		Rec Amort-OIP	-11,657.75	-128,235.25
Total 9100 · Amortization-O.I.P.					-11,657.75	-128,235.25
7100 · Penalties						0.00
Total 7100 · Penalties						0.00
7200 · Loss on Capital Asset Disposal						0.00
Total 7200 · Loss on Capital Asset Disposal						0.00
No acct						0.00
Total no acct						0.00
TOTAL					0.00	0.00

Date	Hauled Wastewater	Gallons	Lbs. TSS	Lbs. BOD
Mar-20				
	Hoffman Transportation	30,000	1,680	430
	Gilster-Mary Lee	51,000	398	2,624
	Kankakee RDF	21,000	22	148
	Laraway RDF	367,664	362	3,705
	Liberty Landfill	1,408,230	1,931	27,182
	Livingston Landfill	186,443	385	7,855
	NGPL	100,000	49	469
	Prairie View RDF	32,673	323	3,370
	Newton Co. Landfill	2,645,561	24,077	335,013
	Solvay	0	0	0
	Tank Cleaning Solutions	160,916	672	6,875
	Zutat Feed Solutions	36,000	1,462	2,659
	TOTAL	5,039,487	31,361	390,330

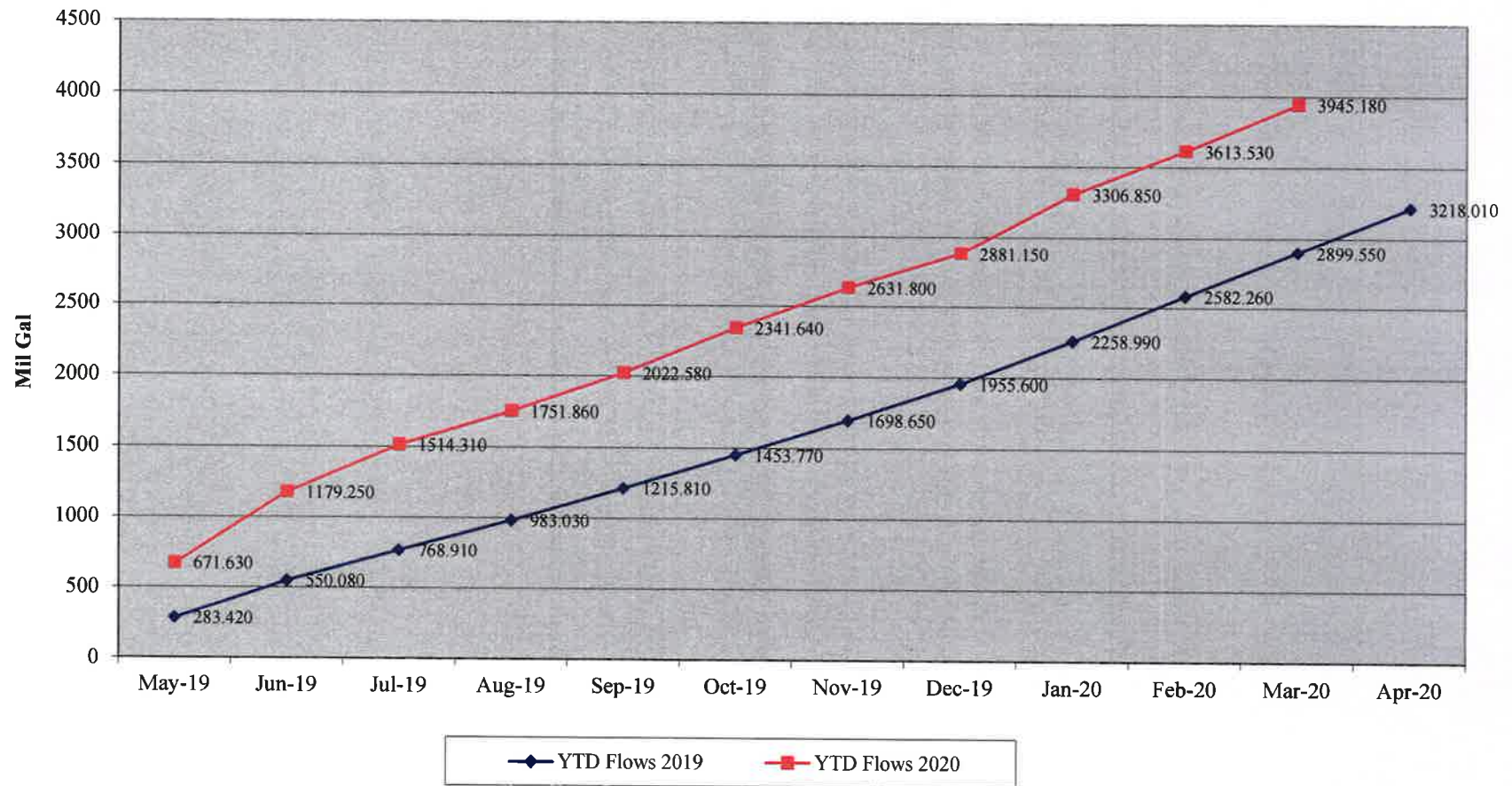
Kankakee River Metropolitan Agency City of Kankakee Actual % vs. Estimate FYE 4-30-20



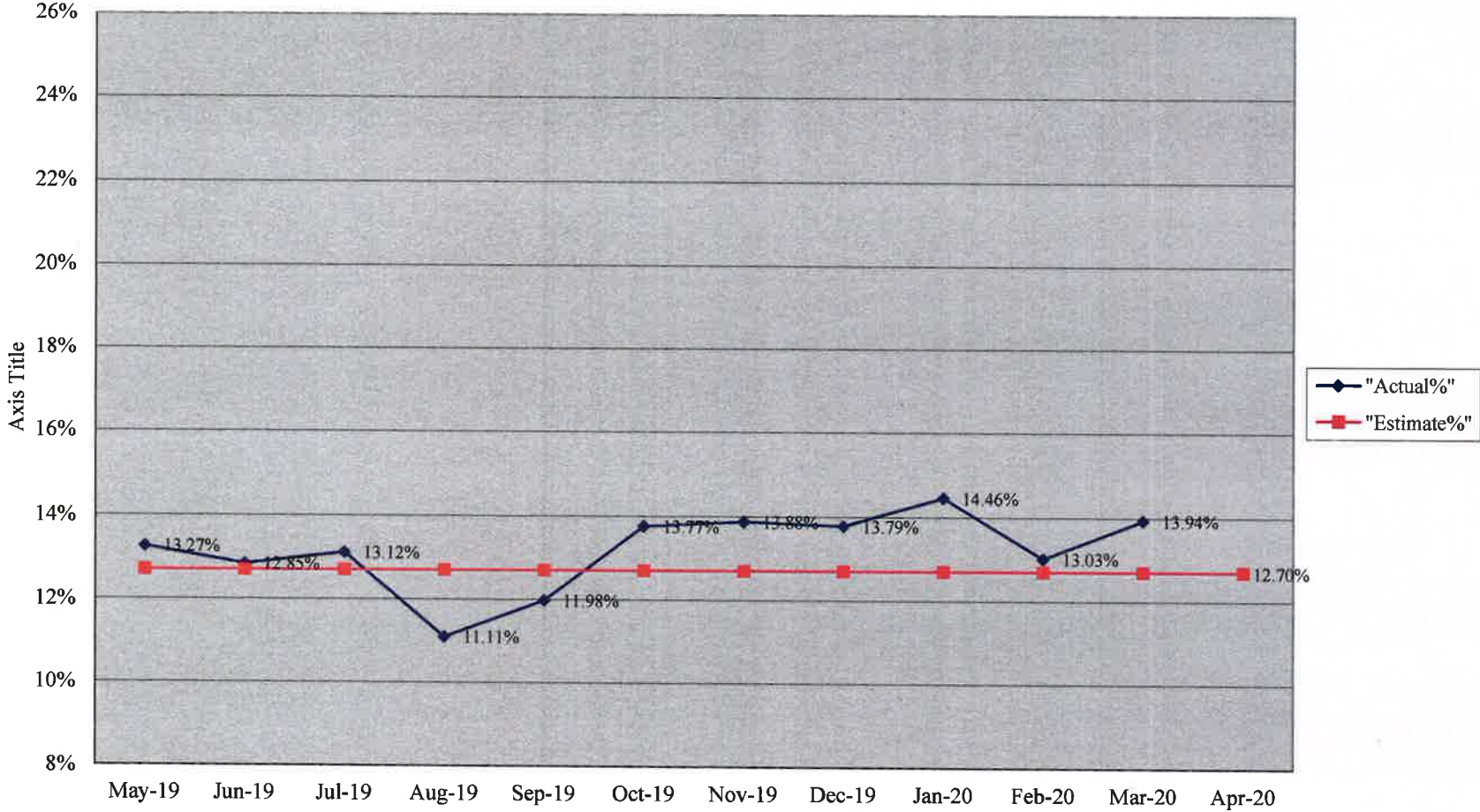
Kankakee River Metropolitan Agency City of Kankakee Monthly % Flows - 2019 vs. 2020



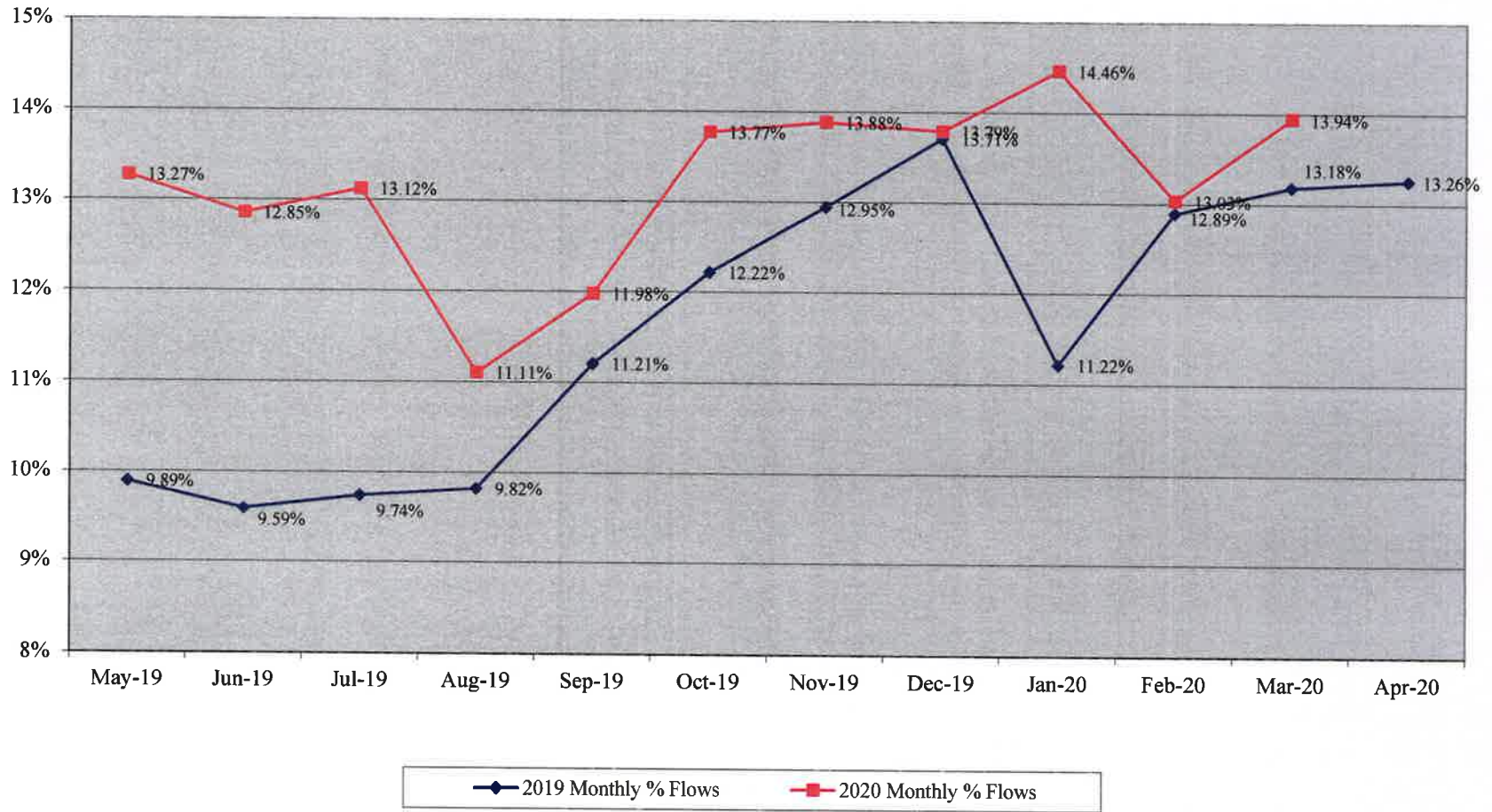
Kankakee River Metropolitan Agency City of Kankakee YTD Flows 2019 vs. 2020



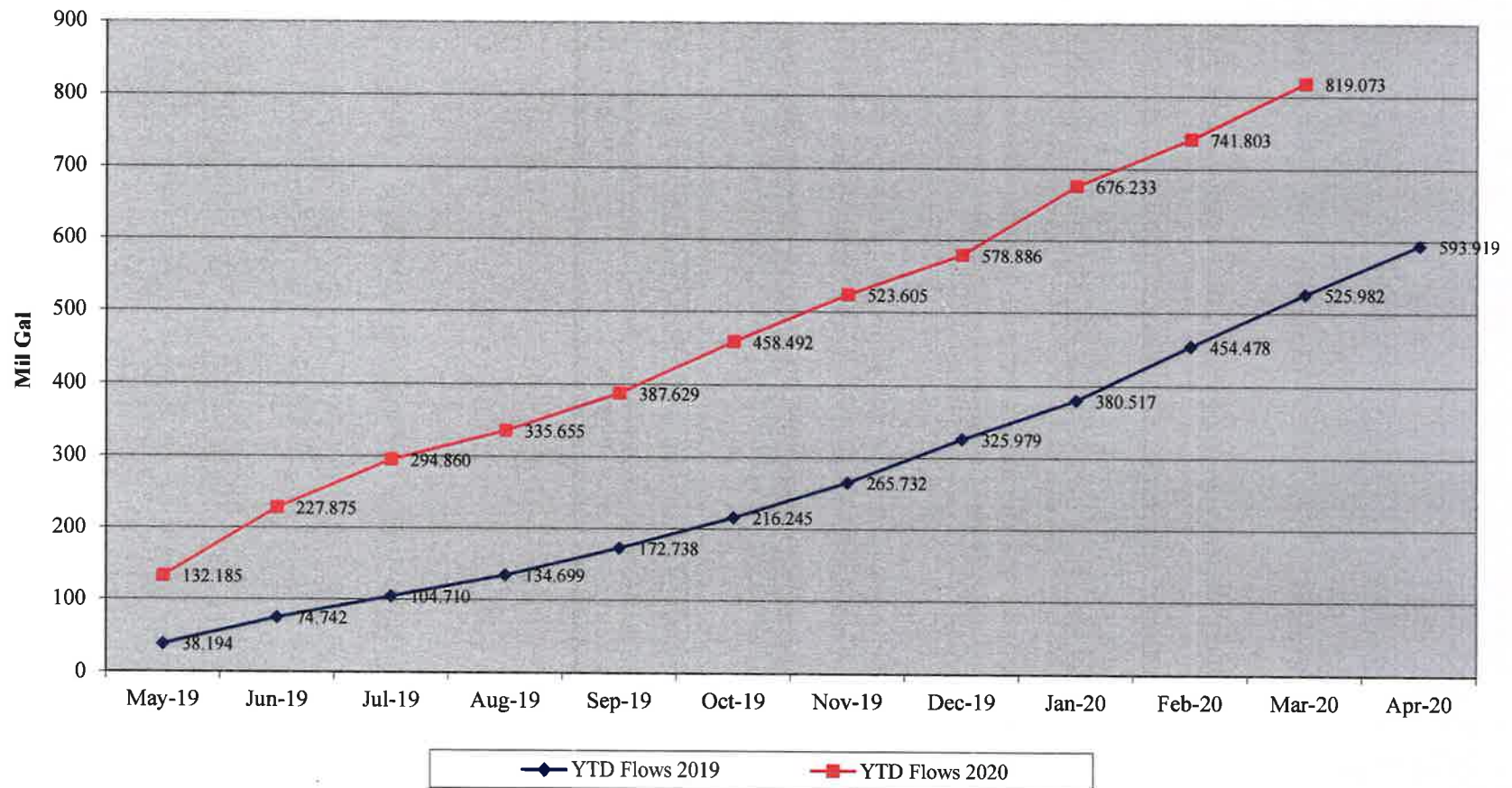
Kankakee River Metropolitan Agency
Village of Bradley
Actual % vs. Estimate FYE 4-30-20



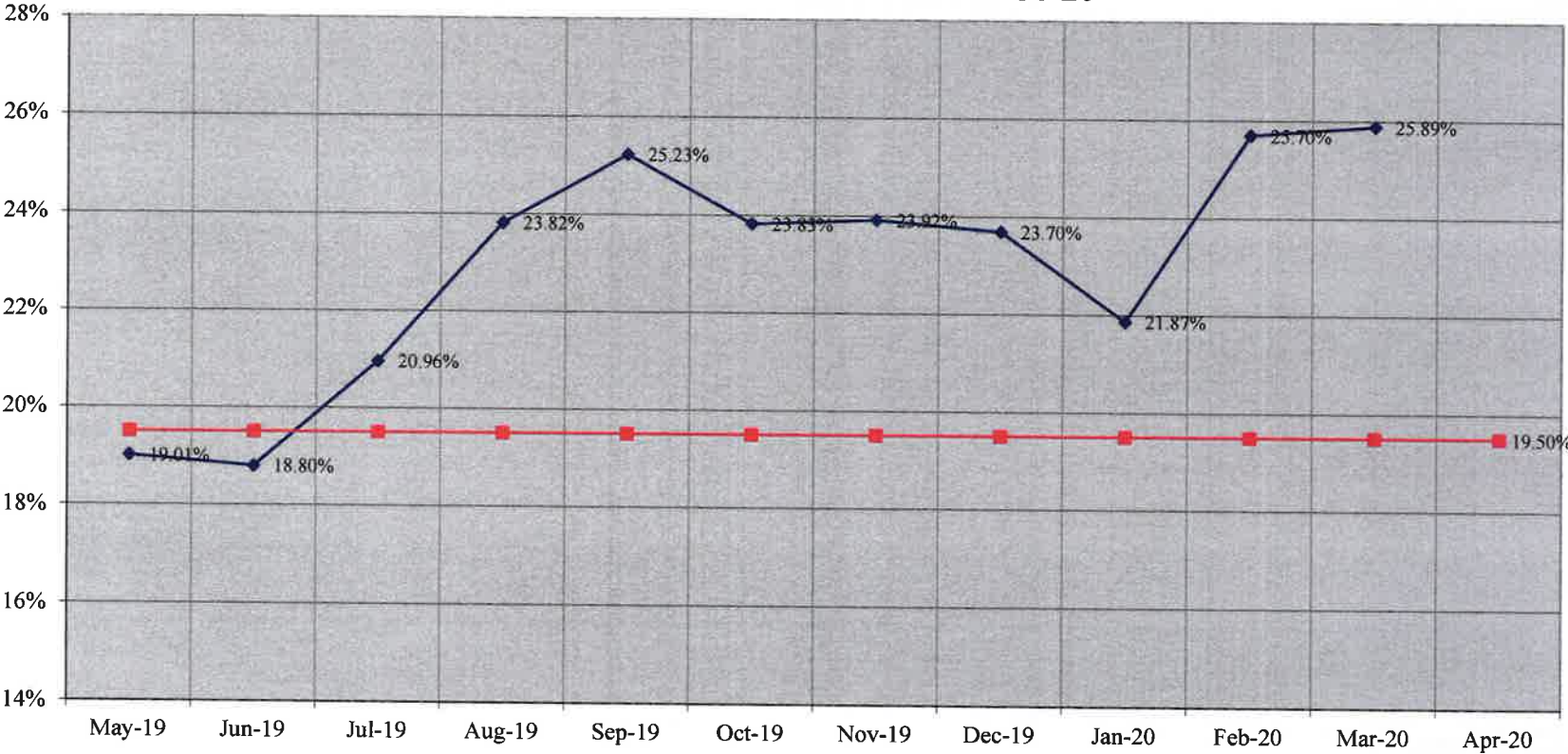
Kankakee River Metropolitan Agency Village of Bradley Monthly % Flows 2019 vs. 2020



Kankakee River Metropolitan Agency Village of Bradley YTD Flows 2019 vs. 2020

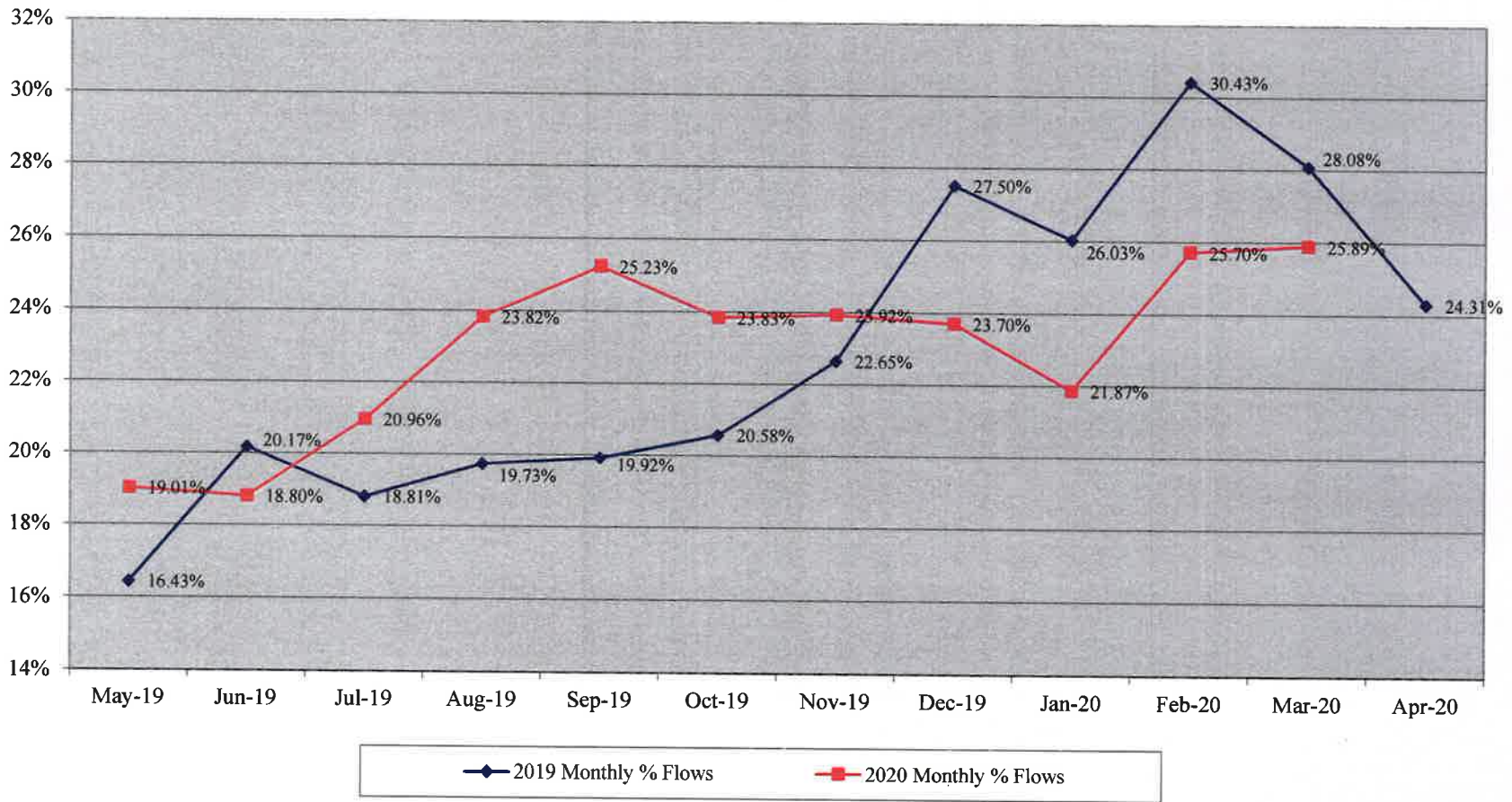


**Kankakee River Metropolitan Agency
Village of Bourbonnais
Actual % vs. Estimate FYE 4-30-20**

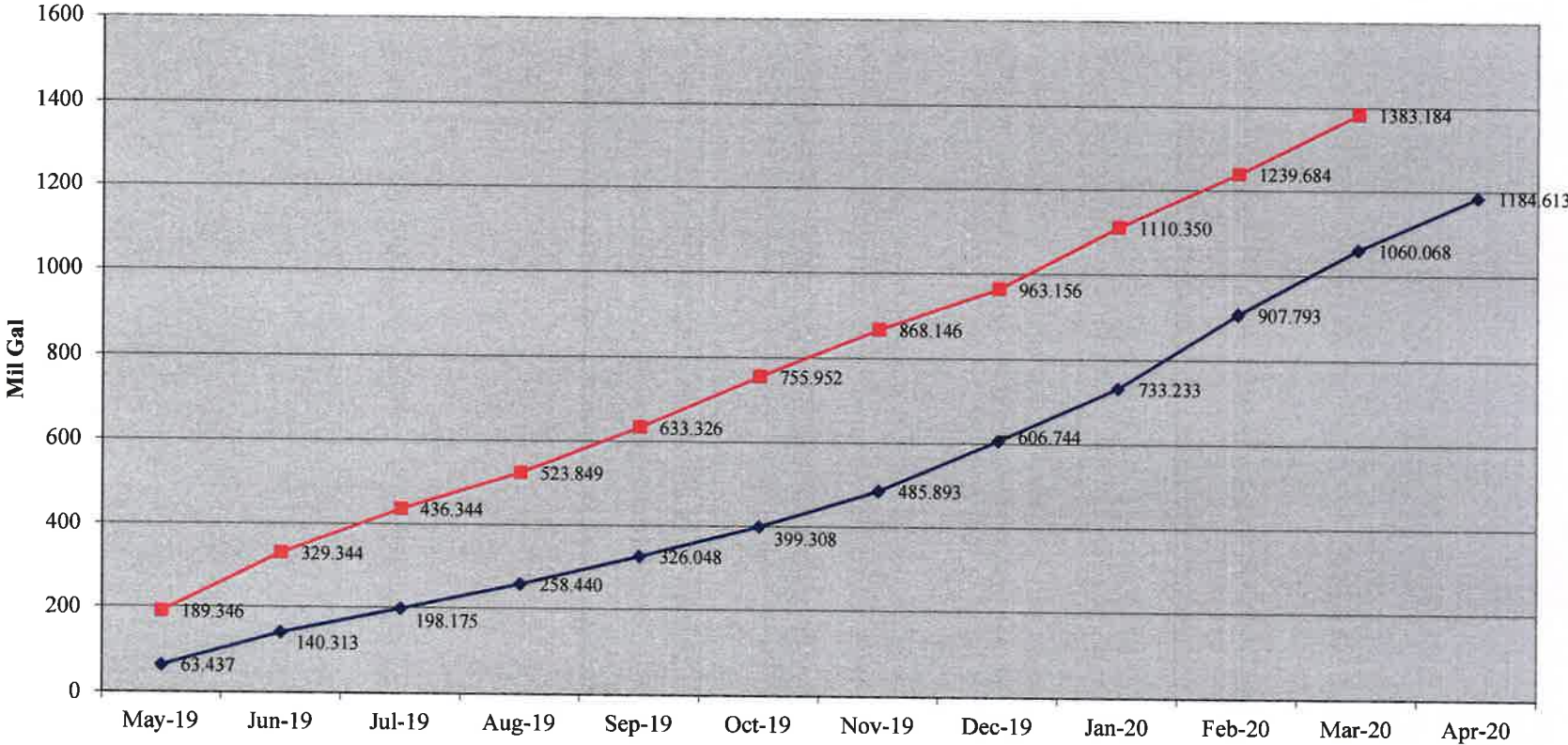


◆ Actual % ■ Estimate %

Kankakee River Metropolitan Agency
Village of Bourbonnais
Monthly % Flows - 2019 vs. 2020

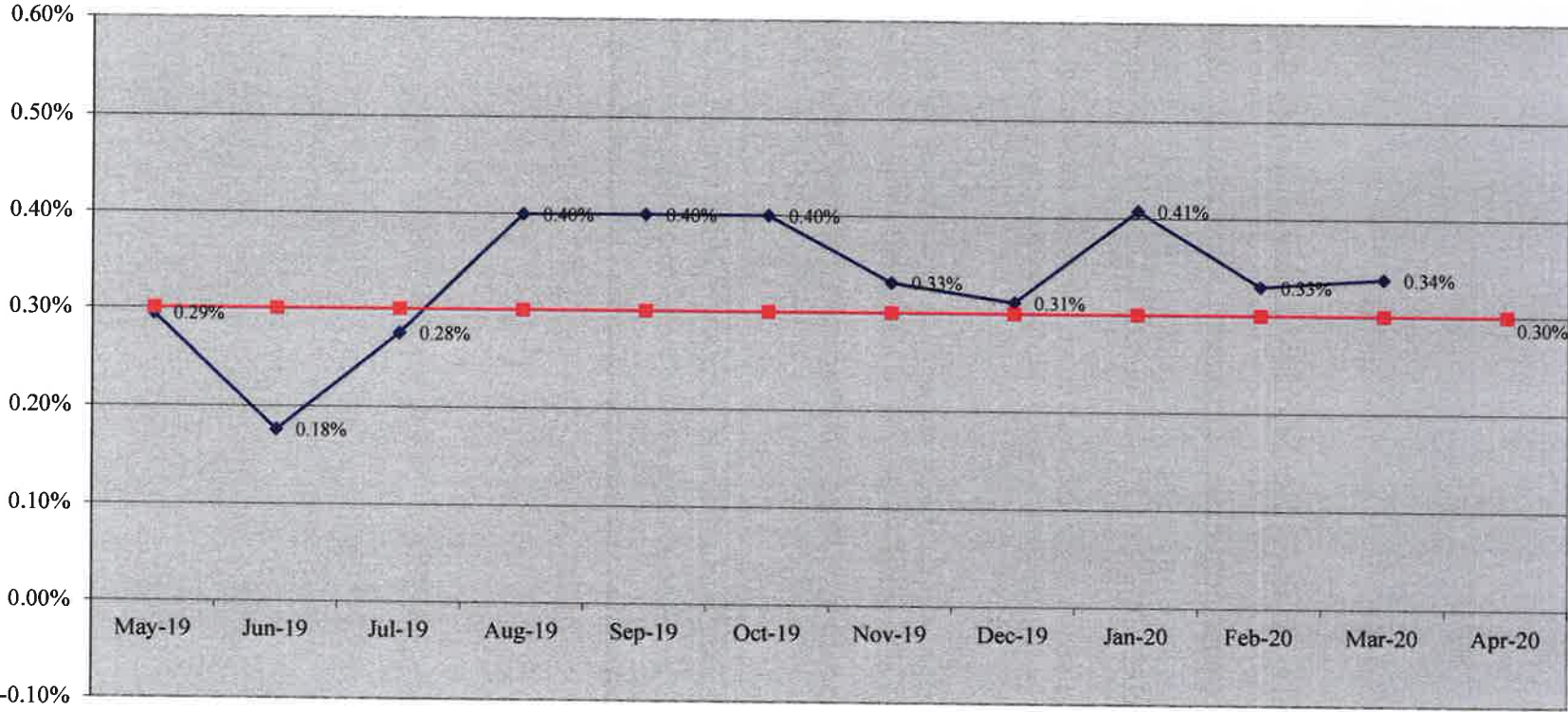


**Kankakee River Metropolitan Agency
Village of Bourbonnais
YTD Flows 2019 vs. 2020**



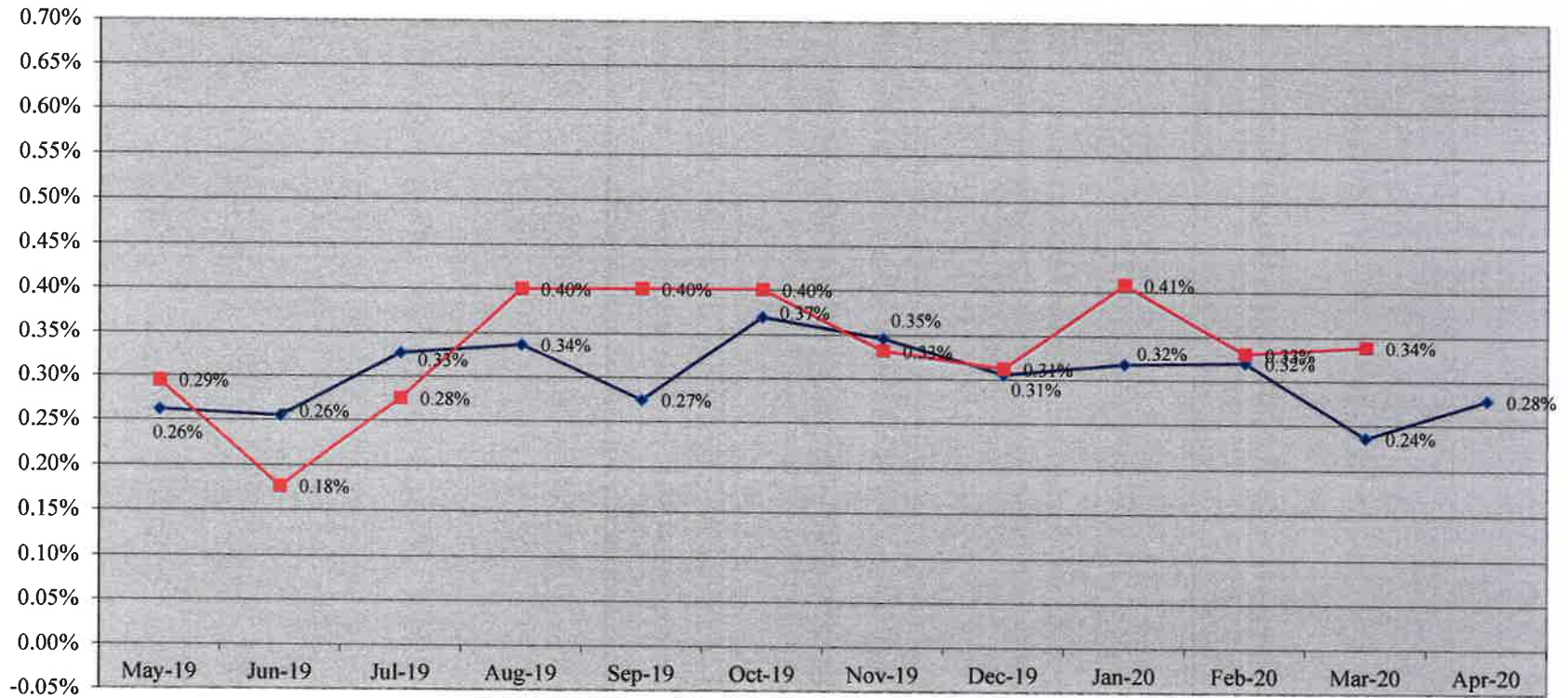
◆ YTD Flows 2019 ■ YTD Flows 2020

Kankakee River Metropolitan Agency
Village of Aroma Park
Actual % vs. Estimate FYE 4-30-20



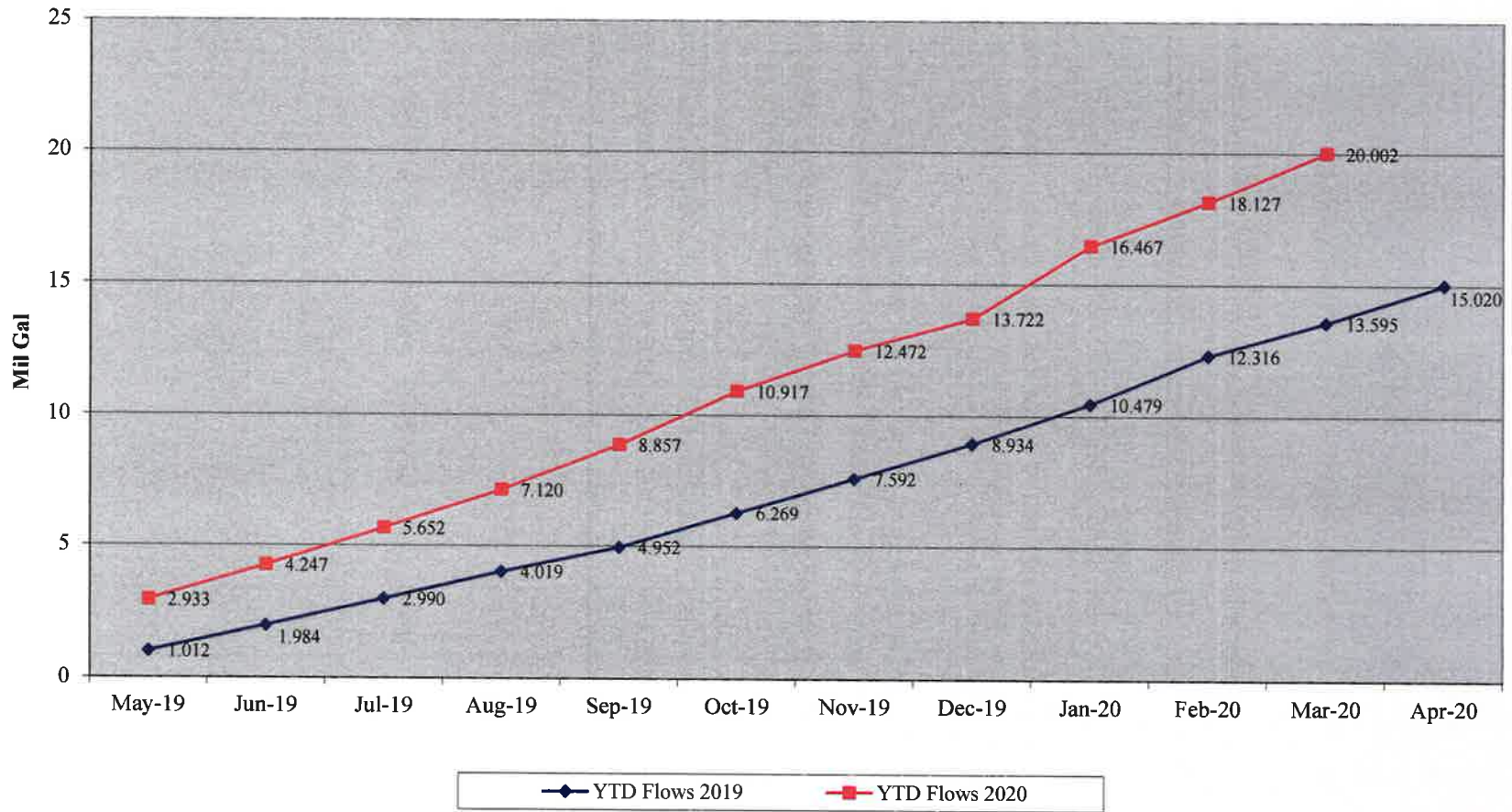
◆ Actual % ■ Estimated %

**Kankakee River Metropolitan Agency
Village of Aroma Park
Monthly % Flows - 2019 vs. 2020**



◆ 2019 Monthly % Flows
 ■ 2020 Monthly % Flows

Kankakee River Metropolitan Agency
Village of Aroma Park
YTD Flows 2019 vs. 2020





ILLINOIS ENVIRONMENTAL PROTECTION AGENCY


VI-A

1021 NORTH GRAND AVENUE EAST, P.O. BOX 19276, SPRINGFIELD, ILLINOIS 62794-9276 • (217) 782-3397
JB PRITZKER, GOVERNOR **JOHN J. KIM, DIRECTOR**

217/782-0610

February 19, 2020

Kankakee River Metropolitan Agency
1600 West Brookmont Blvd.
Kankakee, Illinois 60901



Re: Kankakee River Metropolitan Agency STP
NPDES Permit No. IL0021784
Bureau ID W0910550005
Final Permit

Gentlemen:

Attached is the final NPDES Permit for your discharge. The Permit as issued covers discharge limitations, monitoring, and reporting requirements. Failure to meet any portion of the Permit could result in civil and/or criminal penalties. The Illinois Environmental Protection Agency is ready and willing to assist you in interpreting any of the conditions of the Permit as they relate specifically to your discharge.

The following are responses to your September 6, 2019 comments:

1. Kankakee River Metropolitan Agency (KRMA) is responsible for obtaining the necessary information from their satellite communities and consolidating the information into a single Capacity, Management, Operation and Maintenance (CMOM) plan.
2. The Nutrient Assessment Reduction Plan (NARP) must cover waterbodies or stream segments downstream of the discharge that have a risk of eutrophication due to phosphorus in the waterbody and KRMA is responsible for determining the NARP boundary. However, a distance of 3000 feet is not adequate as downstream water quality monitoring stations indicate a risk of eutrophication due to high pH and dissolved oxygen saturation. KRMA may submit a modification request to the permit at any time, therefore, a specific reopener for the NARP condition is unnecessary.
3. The permit does not require submittal of the Phosphorus Discharge Optimization Plan. The Agency has no objection to KRMA developing the plan within 36 months.
4. The Agency understands your position regarding discharge 003 and your position to not continue objection of this issue.

Pursuant to the Final NPDES Electronic Reporting Rule, all permittees must report DMRs electronically unless a waiver has been granted by the Agency. The Agency utilizes NetDMR, a web based application, which allows the submittal of electronic Discharge Monitoring Reports instead of paper Discharge Monitoring Reports (DMRs). More information regarding NetDMR can be found on the Agency website, <https://www2.illinois.gov/epa/topics/water-quality/surface-water/netdmr/pages/quick-answer-guide.aspx>. If your facility has received a waiver from the NetDMR program, a supply of preprinted paper DMR Forms will be sent to your facility.

Additional information and instructions will accompany the preprinted DMRs. Please see the attachment regarding the electronic reporting rule.

The attached Permit is effective as of the date indicated on the first page of the Permit. Until the effective date of any re-issued Permit, the limitations and conditions of the previously-issued Permit remain in full effect. You have the right to appeal any condition of the Permit to the Illinois Pollution Control Board within a 35 day period following the issuance date.

4302 N. Main St., Rockford, IL 61103 (815) 987-7760
9511 Harrison St., Des Plaines, IL 60016 (847) 294-4000
595 S. State, Elgin, IL 60123 (847) 608-3131
2125 S. First St., Champaign, IL 61820 (217) 278-5800

2009 Mall St., Collinsville, IL 62234 (618) 346-5120
412 SW Washington St., Suite D, Peoria, IL 61602 (309) 671-3022
2309 W. Main St., Suite 116, Marion, IL 62959 (618) 993-7200
100 W. Randolph, Suite 4-500, Chicago, IL 60601

Page 2

Should you have questions concerning the Permit, please contact Jaime Rabins at 217/782-0610.

Sincerely,



Amy L. Dragovich, P.E.
Manager, Permit Section
Division of Water Pollution Control

ALD:JAR:18082801

Attachments: Final Permit

cc: Records Unit
Des Plaines FOS
Compliance Assurance Section
Billing
Strand Associates, Inc.
USEPA (via e-mail)

NPDES Permit No. IL0021784
Illinois Environmental Protection Agency
Division of Water Pollution Control
1021 North Grand Avenue East
Post Office Box 19276
Springfield, Illinois 62794-9276

NATIONAL POLLUTANT DISCHARGE ELIMINATION SYSTEM
Reissued (NPDES) Permit

Expiration Date: February 28, 2025

Issue Date: February 19, 2020
Effective Date: March 1, 2020

Name and Address of Permittee:

Kankakee River Metropolitan Agency
1600 West Brookmont Blvd.
Kankakee, Illinois 60901

Facility Name and Address:

Kankakee River Metropolitan Agency STP
1600 West Brookmont Blvd.
Kankakee, Illinois 60901
(Kankakee County)

Receiving Waters: Kankakee River

In compliance with the provisions of the Illinois Environmental Protection Act, Title 35 of the Ill. Adm. Code, Subtitle C, Chapter I, and the Clean Water Act (CWA), the above-named Permittee is hereby authorized to discharge at the above location to the above-named receiving stream in accordance with the Effluent Limitations, Monitoring, and Reporting requirements; Special Conditions and Attachment H Standard Conditions attached herein.

Permittee is not authorized to discharge after the above expiration date. In order to receive authorization to discharge beyond the expiration date, the Permittee shall submit the proper application as required by the Illinois Environmental Protection Agency (IEPA) not later than 180 days prior to the expiration date.



Amy Dragovich, P.E.
Manager, Permit Section
Division of Water Pollution Control

ALD:JAR:18082801

Effluent Limitations, Monitoring, and Reporting

FINAL

Discharge Number(s) and Name(s): 001 STP Outfall

Load limits computed based on a design average flow (DAF) of 25.0 MGD (design maximum flow (DMF) of 45.0 MGD).

From the effective date of this Permit until the expiration date, the effluent of the above discharge(s) shall be monitored and limited at all times as follows:

Parameter	LOAD LIMITS lbs/day			CONCENTRATION			Sample Frequency	Sample Type				
	Monthly Average	Weekly Average	Daily Maximum	Monthly Average	Weekly Average	Daily Maximum						
Flow (MGD)							Continuous					
CBOD ₅ *** ****	4,170 (7,506)	8,340 (15,012)		20	40		3 Days/Week	Composite				
Suspended Solids****	5,213 (9,383)	9,383 (16,889)		25	45		3 Days/Week	Composite				
pH	Shall be in the range of 6 to 9 Standard Units						5 Days/Week	Grab				
Fecal Coliform***	Daily Maximum shall not exceed 400 per 100 mL (May through October)						5 Days/Week	Grab				
Chlorine Residual***							0.05	3 Days/Week	Grab			
Ammonia Nitrogen: (as N)												
March-May/Sept.-Oct.								1647 (2965)	7.9	5 Days/Week	Composite	
June-August								1731 (3115)	8.3	5 Days/Week	Composite	
Nov.-Feb.								1564 (2815)	7.5	5 Days/Week	Composite	
Total Phosphorus (as P)	Monitor Only							5 Days/Week	Composite			
Total Nitrogen (as N)	Monitor Only							1 Day/Month	Composite			
				Monthly Average not less than	Weekly Average not less than	Daily Minimum						
Dissolved Oxygen												
March-July								6.25	5.0	2 Days/Week	Grab	
August-February								6.0	4.5	4.0	2 Days/Week	Grab

*Load limits based on design maximum flow shall apply only when flow exceeds design average flow.

**Carbonaceous BOD₅ (CBOD₅) testing shall be in accordance with 40 CFR 136.

***See Special Condition 8.

****BOD₅ and Suspended Solids (85% removal required): In accordance with 40 CFR 133, the 30-day average percent removal shall not be less than 85 percent. The percent removal need not be reported to the IEPA on DMRs but influent and effluent data must be available, as required elsewhere in this Permit, for IEPA inspection and review. For measuring compliance with this requirement, 5 mg/L shall be added to the effluent CBOD₅ concentration to determine the effluent BOD₅ concentration. Percent removal is a percentage expression of the removal efficiency across a treatment plant for a given pollutant parameter, as determined from the 30-day average values of the raw wastewater influent concentrations to the facility and the 30-day average values of the effluent pollutant concentrations for a given time period.

Flow shall be reported on the Discharge Monitoring Report (DMR) as monthly average and daily maximum.

Fecal Coliform shall be reported on the DMR as a daily maximum value.

Effluent Limitations, Monitoring, and Reporting

FINAL

Discharge Number(s) and Name(s): 001 STP Outfall (continued)

pH shall be reported on the DMR as minimum and maximum value.

Chlorine Residual shall be reported on DMR as daily maximum value.

Dissolved oxygen shall be reported on the DMR as a minimum value.

Total Phosphorus shall be reported on the DMR as a as monthly average and daily maximum value.

Total Nitrogen shall be reported on the DMR as a daily maximum value. Total Nitrogen is the sum total of Total Kjeldahl Nitrogen, Nitrate, and Nitrite.

Influent BOD₅ and Effluent CBOD₅, Fecal Coliform, Chlorine Residual, Ammonia Nitrogen, and Dissolved Oxygen sampling is not required on the following holidays: New Year's Day, Martin Luther King Jr. Day, President's Day, Good Friday, Memorial Day, Fourth of July, Labor Day, Columbus Day, Armistice Day, Thanksgiving Day, the day after Thanksgiving Day, Christmas Day, and the day before Christmas.

NPDES Permit No. IL0021784

Effluent Limitations, Monitoring, and Reporting

FINAL

Discharge Number(s) and Name(s): 003 – Flow Equalization Basin Discharge

Discharges from this facility are subject to Special Condition 12 of this Permit.

To mitigate the adverse impact of any discharge from this facility, any discharge shall be monitored and limited at all times as follows:

Parameter	CONCENTRATION LIMITS mg/L		Sample Frequency	Sample Type
		Monthly Average		
Fecal Coliform	Daily Maximum Shall Not Exceed	400 per 100 mL	Daily When Discharging	Grab
Chlorine Residual		0.75	Daily When Discharging	Grab
pH	Shall be in the range of	6 to 9 standard units	Daily When Discharging	Grab

To assess the adverse impact of any discharge from this facility, any discharge shall be monitored for the following:

Parameter	CONCENTRATION LIMITS mg/L		Sample Frequency	Sample Type
		Monthly Average		
Total Flow (MG)	See Below		Daily When Discharging	Continuous
BOD ₅			Daily When Discharging	Grab
Suspended Solids			Daily When Discharging	Grab
Ammonia Nitrogen (as N)			Daily When Discharging	Grab
Total Phosphorus (as P)			Daily When Discharging	Grab

Total flow in million gallons shall be reported on the Discharge Monitoring Report (DMR) in the quantity maximum column.

Report the number of days of discharge in the comments section of the DMR.

Fecal Coliform shall be reported on the DMR as daily maximum.

Chlorine Residual shall be reported on the DMR as a monthly average concentration.

pH shall be reported on the DMR as a minimum and a maximum.

BOD₅ and Suspended Solids shall be reported on the DMR as a monthly average concentration.

Ammonia Nitrogen shall be reported on the DMR as a monthly average concentration.

Total Phosphorus shall be reported on the DMR as a monthly average concentration.

NPDES Permit No. IL0021784

Influent Monitoring, and Reporting

The influent to the plant shall be monitored as follows:

Parameter	Sample Frequency	Sample Type
Flow (MGD)	Continuous	
BOD ₅	3 Days/Week	Composite
Suspended Solids	3 Days/Week	Composite

Influent samples shall be taken at a point representative of the influent.

Flow (MGD) shall be reported on the Discharge Monitoring Report (DMR) as monthly average and daily maximum.

BOD₅ and Suspended Solids shall be reported on the DMR as a monthly average concentration.

Special Conditions

SPECIAL CONDITION 1. This Permit may be modified to include different final effluent limitations or requirements which are consistent with applicable laws and regulations. The IEPA will public notice the permit modification.

SPECIAL CONDITION 2. The use or operation of this facility shall be by or under the supervision of a Certified Class 1 operator.

SPECIAL CONDITION 3. The IEPA may request in writing submittal of operational information in a specified form and at a required frequency at any time during the effective period of this Permit.

SPECIAL CONDITION 4. The IEPA may request more frequent monitoring by permit modification pursuant to 40 CFR § 122.63 and Without Public Notice.

SPECIAL CONDITION 5. The effluent, alone or in combination with other sources, shall not cause a violation of any applicable water quality standard outlined in 35 Ill. Adm. Code 302 or 303.

SPECIAL CONDITION 6. Samples taken in compliance with the effluent monitoring requirements shall be taken at a point representative of the discharge, but prior to entry into the receiving stream.

SPECIAL CONDITION 7. This Permit may be modified to include requirements for the Permittee on a continuing basis to evaluate and detail its efforts to effectively control sources of infiltration and inflow into the sewer system and to submit reports to the IEPA if necessary.

SPECIAL CONDITION 8. Fecal Coliform limits for Discharge Number 001 are effective May thru October. Sampling of Fecal Coliform is only required during this time period.

The total residual chlorine limit is applicable at all times. If the Permittee is chlorinating for any purpose during the months of November through April, sampling is required on a daily grab basis. Sampling frequency for the months of May through October shall be as indicated on effluent limitations, monitoring and reporting page of this Permit.

SPECIAL CONDITION 9.A. Publicly Owned Treatment Works (POTW) Pretreatment Program General Provisions

1. The Permittee shall implement and enforce its approved Pretreatment Program which was approved on August 12, 1985 and all approved subsequent modifications thereto. The Permittee shall maintain legal authority adequate to fully implement the Pretreatment Program in compliance with Federal (40 CFR 403), State, and local laws and regulations. All definitions in this section unless specifically otherwise defined in this section, are those definitions listed in 40 CFR 403.3. USEPA Region 5 is the Approval Authority for the Administration of Pretreatment Programs in Illinois. The Permittee shall:
 - a. Develop and implement procedures to ensure compliance with the requirements of a pretreatment program as specified in 40 CFR 403.8(f)(2).
 - b. Carry out independent inspection and monitoring procedures at least once per year, which will determine whether each significant industrial user (SIU) is in compliance with applicable pretreatment standards;
 - c. Evaluate whether each SIU needs a slug control plan or other action to control slug discharges. If needed, the SIU slug control plan shall include the items specified in 40 CFR 403.8(f)(2)(vi). For IUs identified as significant prior to November 14, 2005, this evaluation must have been conducted at least once by October 14, 2006; additional SIUs must be evaluated within 1 year of being designated an SIU;
 - d. Update its inventory of Industrial Users (IUs) at least annually and as needed to ensure that all SIUs are properly identified, characterized, and categorized;
 - e. Receive and review self monitoring and other IU reports to determine compliance with all pretreatment standards and requirements, and obtain appropriate remedies for noncompliance by any IU with any pretreatment standard and/or requirement;
 - f. Investigate instances of noncompliance, collect and analyze samples, and compile other information with sufficient care as to produce evidence admissible in enforcement proceedings, including judicial action;
 - g. Require development, as necessary, of compliance schedules by each industrial user to meet applicable pretreatment standards; and,
 - h. Maintain an adequate revenue structure and staffing level for continued operation of the Pretreatment Program.

Special Conditions

2. The Permittee shall issue/reissue permits or equivalent control mechanisms to all SIUs prior to expiration of existing permits or prior to commencement of discharge in the case of new discharges. The permits at a minimum shall include the elements listed in 40 CFR § 403.8(f)(1)(iii)(B).
3. The Permittee shall develop, maintain, and enforce, as necessary, local limits to implement the general and specific prohibitions in 40 CFR § 403.5 which prohibit the introduction of any pollutants which cause pass through or interference and the introduction of specific pollutants to the waste treatment system from any source of nondomestic discharge.
4. In addition to the general limitations expressed in Paragraph 3 above, applicable pretreatment standards must be met by all industrial users of the POTW. These limitations include specific standards for certain industrial categories as determined by Section 307(b) and (c) of the Clean Water Act, State limits, or local limits, whichever are more stringent.
5. The USEPA and IEPA individually retain the right to take legal action against any industrial user and/or the POTW for those cases where an industrial user has failed to meet an applicable pretreatment standard by the deadline date regardless of whether or not such failure has resulted in a permit violation.
6. The Permittee shall establish agreements with all contributing jurisdictions, as necessary, to enable it to fulfill its requirements with respect to all IUs discharging to its system.
7. Unless already completed, the Permittee shall within six (6) months of the effective date of this Permit submit to USEPA and IEPA a proposal to modify and update its approved Pretreatment Program to incorporate Federal revisions to the general pretreatment regulations. The proposal shall include all changes to the approved program and the sewer use ordinance which are necessary to incorporate the revisions of the Pretreatment Streamlining Rule (which became effective on November 14, 2005), which are considered required changes, as described in the Pretreatment Streamlining Rule Fact Sheet 2.0: Required changes, available at: http://cfpub.epa.gov/npdes/whatsnew.cfm?program_id=3. This includes any necessary revisions to the Permittee's Enforcement Response Plan (ERP).
8. The Permittee has conducted a technical re-evaluation of its local limitations consistent with U.S. EPA's Local Limits Development Guidance (July 2004) and submitted the evaluation and any proposed revisions to its local limits to IEPA and U.S. EPA Region 5 for review and approval. USEPA Region 5 requests the Permittee to submit the evaluation and any proposed revisions to its local limits on the spreadsheet found at <http://www.epa.gov/region5/water/npdestek/localmt.xls>. The Local Limits Evaluation was submitted August 22, 2012. To demonstrate technical justification for new local industrial user limits or justification for retaining existing limits, the following information must be submitted to U.S. EPA:
 - a. Total plant flow
 - b. Domestic/commercial pollutant contributions for pollutants of concern
 - c. Industrial pollutant contributions and flows
 - d. Current POTW pollutant loadings, including loadings of conventional pollutants
 - e. Actual treatment plant removal efficiencies, as a decimal (primary, secondary, across the wastewater treatment plant)
 - f. Safety factor to be applied
 - g. Identification of applicable criteria:
 - i. NPDES permit conditions
 - Specific NPDES effluent limitations
 - Water-quality criteria
 - Whole effluent toxicity requirements
 - Criteria and other conditions for sludge disposal
 - ii. Biological process inhibition
 - Nitrification
 - Sludge digester
 - iii. Collection system problems
 - h. The Permittee's sludge disposal methods (land application, surface disposal, incineration, landfill)
 - i. Sludge flow to digester
 - j. Sludge flow to disposal
 - k. % solids in sludge to disposal, not as a decimal
 - l. % solids in sludge to digester, not as a decimal
 - m. Plant removal efficiencies for conventional pollutants
 - n. If revised industrial user discharge limits are proposed, the method of allocating available pollutants loads to industrial users
 - o. A comparison of maximum allowable headworks loadings based on all applicable criteria listed in g, above
 - p. Pollutants that have caused:
 - i. Violations or operational problems at the POTW, including conventional pollutants
 - ii. Fires and explosions
 - iii. Corrosion
 - iv. Flow obstructions
 - v. Increased temperature in the sewer system

Special Conditions

- vi. Toxic gases, vapors or fumes that caused acute worker health and safety problems
 - vii. Toxicity found through Whole Effluent Toxicity testing
 - viii. Inhibition
 - q. Pollutants designated as "monitoring only" in the NPDES permit
 - r. Supporting data, assumptions, and methodologies used in establishing the information a through q above
9. The Permittee's Pretreatment Program has been modified to incorporate a Pretreatment Program Amendment approved by USEPA on July 24, 1997. The amendment became effective on the date of approval and is a fully enforceable provision of your Pretreatment Program.

Modifications of your Pretreatment Program shall be submitted in accordance with 40 CFR § 403.18, which established conditions for substantial and nonsubstantial modifications. All requests should be sent in electronic format to r5npdes@epa.gov, attention: NPDES Programs Branch.

B. Reporting and Records Requirements

1. The Permittee shall provide an annual report briefly describing the permittee's pretreatment program activities over the previous calendar year. Permittees who operate multiple plants may provide a single report providing all plant-specific reporting requirements are met. Such report shall be submitted no later than April 28th of each year to USEPA, Region 5, 77 West Jackson Blvd., Chicago, Illinois 60604, Attention: Water Enforcement & Compliance Assurance Branch, and shall be in the format set forth in IEPA's POTW Pretreatment Report Package which contains information regarding:
 - a. An updated listing of the Permittee's significant industrial users, indicating additions and deletions from the previous year, along with brief explanations for deletions. The list shall specify which categorical Pretreatment standards, if any, are applicable to each Industrial User.
 - b. A descriptive summary of the compliance activities including numbers of any major enforcement actions, (i.e., administrative orders, penalties, civil actions, etc.), and the outcome of those actions. This includes an assessment of the compliance status of the Permittee's industrial users and the effectiveness of the Permittee's Pretreatment Program in meeting its needs and objectives.
 - c. A description of all substantive changes made to the Permittee's Pretreatment Program. Changes which are "substantial modifications" as described in 40 CFR § 403.18(c) must receive prior approval from USEPA.
 - d. Results of sampling and analysis of POTW influent, effluent, and sludge.
 - e. A summary of the findings from the priority pollutants sampling. As sufficient data becomes available the IEPA may modify this Permit to incorporate additional requirements relating to the evaluation, establishment, and enforcement of local limits for organic pollutants. Any permit modification is subject to formal due process procedures pursuant to State and Federal law and regulation. Upon a determination that an organic pollutant is present that causes interference or pass through, the Permittee shall establish local limits as required by 40 CFR § 403.5(c).
2. The Permittee shall maintain all pretreatment data and records for a minimum of three (3) years. This period shall be extended during the course of unresolved litigation or when requested by the IEPA or the Regional Administrator of USEPA. Records shall be available to USEPA and the IEPA upon request.
3. The Permittee shall establish public participation requirements of 40 CFR 25 in implementation of its Pretreatment Program. The Permittee shall at least annually, publish the names of all IU's which were in significant noncompliance (SNC), as defined by 40 CFR § 403.8(f)(2)(viii), in a newspaper of general circulation that provides meaningful public notice within the jurisdictions served by the Permittee or based on any more restrictive definition of SNC that the POTW may be using.
4. The Permittee shall provide written notification to the USEPA, Region 5, 77 West Jackson Blvd., Chicago, Illinois 60604, Attention NPDES Programs Branch and to the Deputy Counsel for the Division of Water Pollution Control, IEPA, 1021 North Grand Avenue East, P.O. Box 19276, Springfield, Illinois 62794-9276 within five (5) days of receiving notice that any Industrial User of its sewage treatment plant is appealing to the Circuit Court any condition imposed by the Permittee in any permit issued to the Industrial User by Permittee. A copy of the Industrial User's appeal and all other pleadings filed by all parties shall be mailed to the Deputy Counsel within five (5) days of the pleadings being filed in Circuit Court.

C. Monitoring Requirements

1. The Permittee shall monitor its influent, effluent and sludge and report concentrations of the following parameters on monitoring report forms provided by the IEPA and include them in its annual report. Samples shall be taken at quarterly intervals at the indicated reporting limit or better and consist of a 24-hour composite unless otherwise specified below. Sludge samples shall be taken of final sludge and consist of a grab sample reported on a dry weight basis.

Special Conditions

STORET CODE	PARAMETER	Minimum reporting limit
01097	Antimony	0.07 mg/L
01002	Arsenic	0.05 mg/L
01007	Barium	0.5 mg/L
01012	Beryllium	0.005 mg/L
01027	Cadmium	0.001 mg/L
01032	Chromium (hex) (grab not to exceed 24 hours)*	0.01 mg/L
01034	Chromium (total)	0.05 mg/L
01042	Copper	0.005 mg/L
00722	Cyanide (grab) *(available **** or amenable to chlorination) *****	5.0 µg/L
00720	Cyanide (total) (grab) *****	5.0 µg/L
00951	Fluoride*	0.1 mg/L
01045	Iron (total)	0.5 mg/L
01046	Iron (Dissolved)*	0.5 mg/L
01051	Lead	0.05 mg/L
01055	Manganese	0.5 mg/L
71900	Mercury (effluent grab)***	1.0 ng/L**
01067	Nickel	0.005 mg/L
00556	Oil (hexane soluble or equivalent) (Grab Sample only)*	5.0 mg/L
32730	Phenols (grab)	0.005 mg/L
01147	Selenium	0.005 mg/L
01077	Silver (total)	0.003 mg/L
01059	Thallium	0.3 mg/L
01092	Zinc	0.025 mg/L

Minimum reporting limits are defined as - (1) The minimum value below which data are documented as non-detects. (2) Three to ten times the method detection limit. (3) The minimum value of the calibration range.

All sample containers, preservatives, holding times, analyses, method detection limit determinations and quality assurance/quality control requirements shall be in accordance with 40 CFR 136.

Unless otherwise indicated, concentrations refer to the total amount of the constituent present in all phases, whether solid, suspended or dissolved, elemental or combined, including all oxidation states.

* Influent and effluent only

**1 ng/L = 1 part per trillion.

***Utilize USEPA Method 1631E and the digestion procedure described in Section 11.1.1.2 of 1631E, other approved methods may be used for influent (composite) and sludge.

****USEPA Method OIA-1677.

*****Analysis for cyanide (available or amenable to chlorination) is only required if cyanide (total) is detected at or above the minimum reporting limit.

2. The Permittee shall conduct an analysis for the one hundred and ten (110) organic priority pollutants identified in 40 CFR 122 Appendix D, Table II as amended. This monitoring shall be done annually and reported on monitoring report forms provided by the IEPA and shall consist of the following:

- a. The influent and effluent shall be sampled and analyzed for the one hundred and ten (110) organic priority pollutants. The sampling shall be done during a day when industrial discharges are expected to be occurring at normal to maximum levels.

Samples for the analysis of acid and base/neutral extractable compounds shall be 24-hour composites.

Five (5) grab samples shall be collected each monitoring day to be analyzed for volatile organic compounds. A single analysis for volatile pollutants (Method 624) may be run for each monitoring day by compositing equal volumes of each grab sample directly in the GC purge and trap apparatus in the laboratory, with no less than one (1) mL of each grab included in the composite. Wastewater samples must be handled, prepared, and analyzed by GC/MS in accordance with USEPA Methods 624 and 625 of 40 CFR 136 as amended.

- b. The sludge shall be sampled and analyzed for the one hundred and ten (110) organic priority pollutants. A sludge sample shall be collected concurrent with a wastewater sample and taken as final sludge.

Sampling and analysis shall conform to USEPA Methods 624 and 625 unless an alternate method has been approved by IEPA.

Special Conditions

- c. Sample collection, preservation and storage shall conform to approved USEPA procedures and requirements.
3. In addition, the Permittee shall monitor any new toxic substances as defined by the Clean Water Act, as amended, following notification by the IEPA or USEPA.
4. Permittee shall report any noncompliance with effluent or water quality standards in accordance with Standard Condition 12(f) of this Permit.
5. Analytical detection limits shall be in accordance with 40 CFR 136. Minimum detection limits for sludge analyses shall be in accordance with 40 CFR 503.

D. Pretreatment Reporting

USEPA Region 5 is the Approval Authority for administering the pretreatment program in Illinois. All requests for modification of the pretreatment program elements should be submitted in redline/strikeout electronic format and must be sent to USEPA at r5npdes@epa.gov. Permittee shall upon notice from USEPA, modify any pretreatment program element found to be inconsistent with 40 CFR 403.

SPECIAL CONDITION 10. During January of each year the Permittee shall submit annual fiscal data regarding sewerage system operations to the Illinois Environmental Protection Agency/Division of Water Pollution Control/Compliance Assurance Section. The Permittee may use any fiscal year period provided the period ends within twelve (12) months of the submission date.

Submission shall be on forms provided by IEPA titled "Fiscal Report Form For NPDES Permittees".

SPECIAL CONDITION 11. The Permittee shall conduct biomonitoring of the effluent from Discharge Number(s) 001.

Biomonitoring

- A. Acute Toxicity - Standard definitive acute toxicity tests shall be run on at least two trophic levels of aquatic species (fish, invertebrate) representative of the aquatic community of the receiving stream. Testing must be consistent with Methods for Measuring the Acute Toxicity of Effluents and Receiving Waters to Freshwater and Marine Organisms (Fifth Ed.) EPA/821-R-02-012. Unless substitute tests are pre-approved; the following tests are required:
 1. Fish - 96 hour static LC₅₀ Bioassay using fathead minnows (*Pimephales promelas*).
 2. Invertebrate 48-hour static LC₅₀ Bioassay using *Ceriodaphnia*.
- B. Testing Frequency - The above tests shall be conducted using 24-hour composite samples unless otherwise authorized by the IEPA. Samples must be collected in the 18th, 15th, 12th, and 9th month prior to the expiration date of this Permit.
- C. Reporting - Results shall be reported according to EPA/821-R-02-012, Section 12, Report Preparation, and shall be submitted to IEPA, Bureau of Water, Compliance Assurance Section within one week of receipt from the laboratory. Reports are due to the IEPA no later than the 16th, 13th, 10th, and 7th month prior to the expiration date of this Permit.
- D. Toxicity - Should a bioassay result in toxicity to >20% of organisms test in the 100% effluent treatment, the IEPA may require, upon notification, six (6) additional rounds of monthly testing on the affected organism(s) to be initiated within 30 days of the toxic bioassay. Results shall be submitted to IEPA within (1) week of becoming available to the Permittee. Should any of the additional bioassays result in toxicity to ≥50% of organisms tested in the 100% effluent treatments, the Permittee shall immediately notify IEPA in writing of the test results.
- E. Toxicity Reduction Evaluation and Identification - Should the biomonitoring program identify toxicity and result in notification by IEPA, the permittee shall develop a plan for toxicity reduction evaluation and identification. The plan shall be developed and implemented in accordance with Toxicity Reduction Evaluation Guidance for Municipal Wastewater Treatment Plants, EPA/833B-99/002, and shall include an evaluation to determine which chemicals have a potential for being discharged in the plant wastewater, a monitoring program to determine their presence or absence and to identify other compounds which are not being removed by treatment, and other measures as appropriate. The Permittee shall submit to the IEPA its plan within ninety (90) days following notification by the IEPA. The Permittee shall implement the plan within ninety (90) days of notification of the permittee above or other such date as is received by letter from IEPA.

The IEPA may modify this Permit during its term to incorporate additional requirements or limitations based on the results of the biomonitoring. In addition, after review of the monitoring results and toxicity reduction evaluation, the IEPA may modify this Permit to include numerical limitations for specific toxic pollutants and additional whole effluent toxicity monitoring to confirm the results of the evaluation. Modifications under this condition shall follow public notice and opportunity for hearing.

Special Conditions

SPECIAL CONDITION 12. Discharge Number 003 is an emergency high level outfall. A No Feasible Alternatives Final Analysis Report dated July 2015 was submitted and approved to comply with the requirements of 40 CFR Section 122.41 (m) (4). Based on that analysis, the Agency has determined that no feasible alternative exists for the discharge during this permit term. An updated analysis shall be submitted with the permit renewal. These discharges, if they occur, are subject to conditions A - E listed below.

A. Definitions

"Severe property damage" means substantial physical damage to property, damage to the treatment facilities which causes them to become inoperable, or substantial and permanent loss of natural resources which can reasonably be expected to occur in the absence of a discharge. Severe property damage does not mean economic loss caused by delays in production.

B. Notice

1. Anticipated discharge. If the Permittee knows in advance of the need for a prohibited discharge from Discharge Number 003, it shall submit prior notice, if possible at least ten days before the date of the discharge.
2. Unanticipated discharge. The Permittee shall submit notice of an unanticipated discharge as required in Standard Condition 12(f) of this Permit (24-hour notice).

C. Limitation on IEPA enforcement discretion. The IEPA may take enforcement action against a Permittee for prohibited discharges from Discharge Number 003, unless:

1. Discharge was unavoidable to prevent loss of life, personal injury, or severe property damage;
2. There was no feasible alternative to the discharge, such as the use of auxiliary treatment facilities, retention of untreated wastes, or maintenance during normal periods of equipment downtime. This condition is not satisfied if adequate back-up equipment should have been installed in the exercise of reasonable engineering judgment to prevent a discharge which occurred during normal periods of equipment downtime or preventive maintenance; and

3. The Permittee submitted notices as required under Standard Condition 12(f) of this Permit.

D. Emergency discharges when discharging, shall be monitored daily by grab sample for BOD₅, Suspended Solids and Fecal Coliform. The Permittee shall submit the monitoring results on Discharge Monitoring Report forms using one such form for each month in which discharging occurs. The Permittee shall specify the number of discharges per month that occur and shall report this number in the quantity daily maximum column. The Permittee shall report the highest concentration value of BOD₅, Suspended Solids and Fecal Coliform discharged in the concentration daily maximum column.**E. The above limitations on enforcement discretion apply only with respect to IEPA.** They do not serve as a limitation on the ability of any other governmental agency or person to bring an enforcement action in accordance with the Federal Clean Water Act.

SPECIAL CONDITION 13. For the duration of this Permit, the Permittee shall determine the quantity of sludge produced by the treatment facility in dry tons or gallons with average percent total solids analysis. The Permittee shall maintain adequate records of the quantities of sludge produced and have said records available for IEPA inspection. The Permittee shall submit to the IEPA, at a minimum, a semi-annual summary report of the quantities of sludge generated and disposed of, in units of dry tons or gallons (average total percent solids) by different disposal methods including but not limited to application on farmland, application on reclamation land, landfilling, public distribution, dedicated land disposal, sod farms, storage lagoons or any other specified disposal method. Said reports shall be submitted to the IEPA by January 31 and July 31 of each year reporting the preceding January thru June and July thru December interval of sludge disposal operations.

Duty to Mitigate. The Permittee shall take all reasonable steps to minimize any sludge use or disposal in violation of this Permit.

Sludge monitoring must be conducted according to test procedures approved under 40 CFR 136 unless otherwise specified in 40 CFR 503, unless other test procedures have been specified in this Permit.

Planned Changes. The Permittee shall give notice to the IEPA on the semi-annual report of any changes in sludge use and disposal.

The Permittee shall retain records of all sludge monitoring, and reports required by the Sludge Permit as referenced in Standard Condition 25 for a period of at least five (5) years from the date of this Permit.

If the Permittee monitors any pollutant more frequently than required by the Sludge Permit, the results of this monitoring shall be included in the reporting of data submitted to the IEPA.

The Permittee shall comply with existing federal regulations governing sewage sludge use or disposal and shall comply with all existing applicable regulations in any jurisdiction in which the sewage sludge is actually used or disposed.

Special Conditions

The Permittee shall comply with standards for sewage sludge use or disposal established under Section 405(d) of the CWA within the time provided in the regulations that establish the standards for sewage sludge use or disposal even if the permit has not been modified to incorporate the requirement.

The Permittee shall ensure that the applicable requirements in 40 CFR Part 503 are met when the sewage sludge is applied to the land, placed on a surface disposal site, or fired in a sewage sludge incinerator.

Monitoring reports for sludge shall be reported on the form titled "Sludge Management Reports" to the following address:

Illinois Environmental Protection Agency
Bureau of Water
Compliance Assurance Section
Mail Code #19
1021 North Grand Avenue East
Post Office Box 19276
Springfield, Illinois 62794-9276

SPECIAL CONDITION 14. The Permittee shall record monitoring results on Discharge Monitoring Report (DMR) electronic forms using one such form for each outfall each month.

In the event that an outfall does not discharge during a monthly reporting period, the DMR Form shall be submitted with no discharge indicated.

The Permittee is required to submit electronic DMRs (NetDMRs) instead of mailing paper DMRs to the IEPA unless a waiver has been granted by the Agency. More information, including registration information for the NetDMR program, can be obtained on the IEPA website, <https://www2.illinois.gov/epa/topics/water-quality/surface-water/netdmr/pages/quick-answer-guide.aspx>.

The completed Discharge Monitoring Report forms shall be submitted to IEPA no later than the 25th day of the following month, unless otherwise specified by the permitting authority.

Permittees that have been granted a waiver shall mail Discharge Monitoring Reports with an original signature to the IEPA at the following address:

Illinois Environmental Protection Agency
Division of Water Pollution Control
Attention: Compliance Assurance Section, Mail Code # 19
1021 North Grand Avenue East
Post Office Box 19276
Springfield, Illinois 62794-9276

SPECIAL CONDITION 15. Modeling or field studies may be used to demonstrate the availability of a mixing zone and zone of initial dilution (ZID). The purpose of these optional studies is to define the dilution ratios present during 7Q10 low receiving stream flow conditions. Any report submitted to the IEPA should show effluent concentrations at various distances downstream of the effluent outfall, sufficient to demonstrate the areas of the mixing zone and ZID, during the observed or modeled low flow condition. The mixing regulations of 35 IAC 302.102 will then be used to determine if the conditions necessary for the Agency to grant a mixing zone and ZID are present. If the permittee intends to pursue this option, a study plan outlining the methodologies proposed to be used must be submitted for IEPA approval. The IEPA will review the submitted study results and may reopen and modify this Permit to eliminate or include revised effluent limitations based on the results of the collected data.

SPECIAL CONDITION 16. The Permittee does not own or operate sanitary sewers, combined sewers, or any portion of the collection systems tributary to the Permittee. The Permittee shall require owners and operators of the collection systems tributary to the Permittee to work towards the goals of achieving no discharges from sanitary sewer overflows or basement back-ups and ensuring that overflows or back-ups, when they do occur do not cause or contribute to violations of applicable standards or cause impairment in any adjacent receiving water. Overflows from sanitary sewers are expressly prohibited by this permit and by Ill. Adm. Code 306.304. As part of the process to ultimately achieve compliance through the elimination of and mitigating the adverse impacts of any such overflows if they do occur, the Permittee shall require owners and operators of the collection systems tributary to the Permittee to (A) identify and report to IEPA all SSOs that do occur, and (B) develop, implement and submit to the IEPA a Capacity, Management, Operations, and Maintenance (CMOM) plan which includes an Asset Management strategy within thirty-six (36) months of the effective date of this Permit or review and revise any existing plan accordingly. The Permittee shall require owners and operators of the collection systems tributary to the Permittee to modify the Plan to incorporate any comments that it receives from IEPA and shall implement the modified plan as soon as possible. The Permittee should require owners and operators of the collection systems tributary to the Permittee to work as appropriate, in consultation with affected authorities at the local, county, and/or state level to develop the plan components involving third party notification of overflow events. The owners and operators of the collection systems tributary to the Permittee may be required to construct

Special Conditions

additional sewage transport and/or treatment facilities in future permits or other enforceable documents should the implemented CMOM plan indicate that their facilities are not capable of conveying and treating the flow for which they are designed.

The CMOM plan shall include the following elements:

- A. Measures and Activities:
1. A complete map and system inventory for the collection system;
 2. Organizational structure; budgeting; training of personnel; legal authorities; schedules for maintenance, sewer system cleaning, and preventative rehabilitation; checklists, and mechanisms to ensure that preventative maintenance is performed on equipment;
 3. Documentation of unplanned maintenance;
 4. An assessment of the capacity of the collection and treatment system at critical junctions and immediately upstream of locations where overflows and backups occur or are likely to occur; use flow monitoring and/or sewer hydraulic modeling, as necessary;
 5. Identification and prioritization of structural deficiencies in the system. Include preventative maintenance programs to prevent and/or eliminate collection system blockages from roots or grease, and prevent corrosion or negative effects of hydrogen sulfide which may be generated within collection system;
 6. Operational control, including documented system control procedures, scheduled inspections and testing, list of scheduled frequency of cleaning (and televising as necessary) of sewers;
 7. The Permittee shall require owners and operators of the collection systems tributary to the Permittee to develop and implement an Asset Management strategy to ensure the long-term sustainability of the collection system. Asset Management shall be used to assist the Permittee in making decisions on when it is most appropriate to repair, replace or rehabilitate particular assets and develop long-term funding strategies; and
 8. Asset Management shall include but is not limited to the following elements:
 - a. Asset Inventory and State of the Asset;
 - b. Level of Service;
 - c. Critical Asset Identification;
 - d. Life Cycle Cost; and
 - e. Long-Term Funding Strategy.
- B. Design and Performance Provisions:
1. Monitor the effectiveness of CMOM;
 2. Upgrade the elements of the CMOM plan as necessary; and
 3. Maintain a summary of CMOM activities.
- C. Overflow Response Plan:
1. Know where overflows and back-ups within the collection system occur;
 2. Respond to each overflow or back-up to determine additional actions such as clean up; and
 3. Locations where basement back-ups and/or sanitary sewer overflows occur shall be evaluated as soon as practicable for excessive inflow/infiltration, obstructions or other causes of overflows or back-ups as set forth in the System Evaluation Plan.
 4. Identify the root cause of the overflow or basement backup, and document to files;
 5. Identify actions or remediation efforts to reduce risk of reoccurrence of these overflows or basement backups in the future, and document to files.
- D. System Evaluation Plan:
1. Summary of existing SSO and Excessive I/I areas in the system and sources of contribution;
 2. Evaluate plans to reduce I/I and eliminate SSOs;
 3. Evaluate the effectiveness and performance in efforts to reduce excessive I/I in the collection system;
 4. Special provisions for Pump Stations and force mains and other unique system components; and
 5. Construction plans and schedules for correction.
- E. Reporting and Monitoring Requirements:
1. Program for SSO detection and reporting; and
 2. Program for tracking and reporting basement back-ups, including general public complaints.
- F. Third Party Notice Plan:
1. Describes how, under various overflow scenarios, the public, as well as other entities, would be notified of overflows within the Permittee's system that may endanger public health, safety or welfare;
 2. Identifies overflows within the Permittee's system that would be reported, giving consideration to various types of events including events with potential widespread impacts;

Special Conditions

3. Identifies who shall receive the notification;
4. Identifies the specific information that would be reported including actions that will be taken to respond to the overflow;
5. Includes a description of the lines of communication; and
6. Includes the identities and contact information of responsible POTW officials and local, county, and/or state level officials.

For additional information concerning USEPA CMOM guidance and Asset Management please refer to the following web site addresses. http://www.epa.gov/npdes/pubs/cmom_guide_for_collection_systems.pdf and http://water.epa.gov/type/watersheds/wastewater/upload/guide_smallsystems_assetmanagement_bestpractices.pdf

SPECIAL CONDITION 17. The provisions of 40 CFR Section 122.41 (m) & (n) are incorporated herein by reference.

SPECIAL CONDITION 18. This Permit may be modified to include alternative or additional final effluent limitations pursuant to an approved Total Maximum Daily Load (TMDL) Study or upon completion of an alternate water quality study.

SPECIAL CONDITION 19.

- A. Subject to paragraph B below, an effluent limit of 0.5 mg/L Total Phosphorus 12 month rolling geometric mean (calculated monthly) basis (hereinafter "Limit"), shall be met by the Permittee by January 1, 2030, unless the Permittee demonstrates that meeting such Limit is not technologically or economically feasible in one of the following manners:
1. the Limit is not technologically feasible through the use of biological phosphorus removal (BPR) process(es) at the treatment facility; or
 2. the Limit would result in substantial and widespread economic or social impact. Substantial and widespread economic impacts must be demonstrated using applicable USEPA guidance, including but not limited to any of the following documents:
 - a. Interim Economic Guidance for Water Quality Standards, March 1995, EPA-823-95-002;
 - b. Combined Sewer Overflows – Guidance for Financial Capability Assessment and Schedule Development, February 1997, EPA-832-97-004;
 - c. Financial Capability Assessment Framework for Municipal Clean Water Act Requirements, November 24, 2014; and
 - d. any additional USEPA guidance on affordability issues that revises, supplements or replaces those USEPA guidance documents; or
 3. the Limit can only be met by chemical addition for phosphorus removal at the treatment facility in addition to those processes currently contemplated; or
 4. the Limit is demonstrated not to be feasible by January 1, 2030, but is feasible within a longer timeline, then the Limit shall be met as soon feasible and approved by the Agency; or
 5. the Limit is demonstrated not to be achievable, then an effluent limit that is achievable by the Permittee (along with associated timeline) will apply instead, except that the effluent limit shall not exceed 0.6 mg/L Total Phosphorus 12 month rolling geometric mean (calculated monthly).
- B. The Limit shall be met by the Permittee by January 1, 2030, except in the following circumstances:
1. If the Permittee develops a written plan, preliminary engineering report or facility plan no later than January 1, 2025, to rebuild or replace the secondary treatment process(es) of the treatment facility, the Limit shall be met by December 31, 2035; or
 2. If the Permittee decides to construct/operate biological nutrient removal (BNR) process(es), incorporating nitrogen reduction, the Limit shall be met by December 31, 2035; or
 3. If the Permittee decides to use chemical addition for phosphorus removal instead of BPR, the Limit and the effluent limit of 1.0 mg/L Total Phosphorus monthly average shall be met by December 31, 2025; or
 4. If the Permittee has already installed chemical addition for phosphorus removal instead of BPR, and has a 1.0 mg/L Total Phosphorus monthly average effluent limit in its permit, or the Permittee is planning to install chemical addition with an IEPA construction permit that is issued on or before July 31, 2018, the 1.0 mg/L Total Phosphorus monthly average effluent limit (and associated compliance schedule) shall apply, and the Limit shall not be applicable.
 5. The NARP determines that a limit lower than the Limit is necessary and attainable. The lower limit and timeline identified in the NARP shall apply to the Permittee.
 6. If the Permittee participates in a watershed group that is developing a NARP for an impairment related to phosphorus or a risk eutrophication, and IEPA determines that the group has the financial and structural capability to develop the NARP by the deadline specified in the NARP provisions below.
- C. The Permittee shall identify and provide adequate justification of any exception identified in paragraph A or circumstance identified in paragraph B, regarding meeting the Limit. The justification shall be submitted to the Agency at the time of renewal of this permit or by December 31, 2023, whichever date is first. Any justification or demonstration performed by the Permittee pursuant to paragraph A or circumstance pursuant to paragraph B must be reviewed and approved by the Agency. The Agency will renew or modify the NPDES permit as necessary. No date deadline modification or effluent limitation modification for any of the exceptions or circumstances specified in paragraphs A or B will be effective until it is included in a modified or reissued NPDES Permit.
- D. For purposes of this permit, the following definitions are used:
1. BPR (Biological Phosphorus Removal) is defined herein as treatment processes which do not require use of supplemental treatment processes at the treatment facilities before or after the biological system, such as but not limited to, chemical addition, carbon supplementation, fermentation, or filtration. The use of filtration or additional equipment to meet other effluent limits is

Special Conditions

- not prohibited, but those processes will not be considered part of the BPR process for purposes of this permit; and
2. BNR (Biological Nutrient Removal) is defined herein as treatment processes used for nitrogen and phosphorus removal from wastewater before it is discharged. BNR treatment processes, as defined herein, do not require use of supplemental treatment processes at the treatment facilities before or after the biological system, such as but not limited to, chemical addition, carbon supplementation, fermentation or filtration. The use of filtration or additional equipment to meet other effluent limits is not prohibited, but those processes will not be considered part of the BNR process for purposes of this permit.
- E. The 0.5 mg/L Total Phosphorus 12 month rolling geometric mean (calculated monthly) effluent limit applies to the effluent from the treatment plant.

SPECIAL CONDITION 20.

The Agency has determined that the Permittee's treatment plant effluent is located upstream of a waterbody or stream segment that has been determined to be at risk of eutrophication due to phosphorus levels in the waterbody. This determination was made upon reviewing available information concerning the characteristics of the relevant waterbody/segment and the relevant facility (such as quantity of discharge flow and nutrient load relative to the stream flow).

A waterbody or segment is at risk of eutrophication if there is available information that plant, algal or cyanobacterial growth is causing or will cause violation of a water quality standard.

The Permittee shall develop, or be a part of a watershed group that develops, a Nutrient Assessment Reduction Plan (NARP) that will meet the following requirements:

- A. The NARP shall be developed and submitted to the Agency by December 31, 2023. This requirement can be accomplished by the Permittee, by participation in an existing watershed group or by creating a new group. The NARP shall be supported by data and sound scientific rationale.
- B. The Permittee shall cooperate with and work with other stakeholders in the watershed to determine the most cost-effective means to address the risk of eutrophication. If other stakeholders in the watershed will not cooperate in developing the NARP, the Permittee shall develop its own NARP for submittal to the Agency to comply with this condition.
- C. In determining the target levels of various parameters necessary to address the risk of eutrophication, the NARP shall either utilize the recommendations by the Nutrient Science Advisory Committee or develop its own watershed-specific target levels.
- D. The NARP shall identify phosphorus input reductions from point sources and non-point sources in addition to other measures necessary to remove the risk of eutrophication characteristics that will cause or may cause violation of a water quality standard. The NARP may determine, based on an assessment of relevant data, that the watershed does not have a risk of eutrophication related to phosphorus, in which case phosphorus input reductions or other measures would not be necessary. Alternatively, the NARP could determine that phosphorus input reductions from point sources are not necessary, or that phosphorus input reductions from both point and nonpoint sources are necessary, or that phosphorus input reductions are not necessary and that other measures, besides phosphorus input reductions, are necessary.
- E. The NARP shall include a schedule for the implementation of the phosphorus input reductions and other measures. The NARP schedule shall be implemented as soon as possible and shall identify specific timelines applicable to the permittee.
- F. The NARP can include provisions for water quality trading to address the phosphorus related risk of eutrophication characteristics in the watershed. Phosphorus/Nutrient trading cannot result in violations of water quality standards or applicable antidegradation requirements.
- G. The Permittee shall request modification of the permit within 90 days after the NARP has been completed to include necessary phosphorus input reductions identified within the NARP. The Agency will modify the permit if necessary.
- H. If the Permittee does not develop or assist in developing the NARP and such a NARP is developed for the watershed, the Permittee will become subject to effluent limitations necessary to address the risk of eutrophication. The Agency shall calculate these effluent limits by using the NARP and any applicable data. If no NARP has been developed, the effluent limits shall be determined for the Permittee on a case-by-case basis, so as to ensure that the Permittee's discharge will not cause or contribute to violations of the dissolved oxygen or narrative offensive condition water quality standards.

SPECIAL CONDITION 21. The Permittee has undergone a Monitoring Reduction review and the influent and effluent sample frequency has been reduced for CBOD₅, Suspended Solids, and Chlorine Residual parameters due to sustained compliance. The IEPA may require that the influent and effluent sampling frequency for these parameters be increased without Public Notice. This provision does not limit EPA's authority to require additional monitoring, information or studies pursuant to Section 308 of the CWA.

SPECIAL CONDITION 22.

- A. The Permittee shall operate and maintain the POTW to optimize existing treatment facilities to maximize phosphorus removal and reduce phosphorus sources into the POTW.
- B. The Permittee shall develop a written Phosphorus Discharge Optimization Plan. In developing the plan, the Permittee shall evaluate a range of measures for reducing phosphorus discharges from the treatment plant, including possible source reduction measures, operational improvements, and minor facility modifications that will optimize reductions in phosphorus discharges from the wastewater treatment facility. The Permittee's evaluation shall include, but not necessarily be limited to, an evaluation

Special Conditions

of the following optimization measures:

1. WWTF influent reduction measures.
 - a. Evaluate the phosphorus reduction potential of users.
 - b. Determine which sources have the greatest opportunity for reducing phosphorus (i.e., industrial, commercial, institutional, municipal and others).
 - i. Determine whether known sources (i.e., restaurant and food preparation) can adopt phosphorus minimization and water conservation plans.
 - ii. Evaluate implementation of local limits on influent sources of excessive phosphorus.
2. WWTF effluent reduction measures.
 - a. Reduce phosphorus discharges by optimizing existing treatment processes.
 - i. Adjust the solids retention time for either nitrification, denitrification, or biological phosphorus removal.
 - ii. Adjust aeration rates to reduce dissolved oxygen and promote simultaneous nitrification-denitrification.
 - iii. Add baffles to existing units to improve microorganism conditions by creating divided anaerobic, anoxic, and aerobic zones.
 - iv. Change aeration settings in plug flow basins by turning off air or mixers at the inlet side of the basin system.
 - v. Minimize impact on recycle streams by improving aeration within holding tanks.
 - vi. Reconfigure flow through existing basins to enhance biological nutrient removal.
 - vii. Increase volatile fatty acids for biological phosphorus removal.

Attachment H

Standard Conditions

Definitions

Act means the Illinois Environmental Protection Act, 415 ILCS 5 as Amended.

Agency means the Illinois Environmental Protection Agency.

Board means the Illinois Pollution Control Board.

Clean Water Act (formerly referred to as the Federal Water Pollution Control Act) means Pub. L 92-500, as amended. 33 U.S.C. 1251 et seq.

NPDES (National Pollutant Discharge Elimination System) means the national program for issuing, modifying, revoking and reissuing, terminating, monitoring and enforcing permits, and imposing and enforcing pretreatment requirements, under Sections 307, 402, 318 and 405 of the Clean Water Act.

USEPA means the United States Environmental Protection Agency.

Daily Discharge means the discharge of a pollutant measured during a calendar day or any 24-hour period that reasonably represents the calendar day for purposes of sampling. For pollutants with limitations expressed in units of mass, the "daily discharge" is calculated as the total mass of the pollutant discharged over the day. For pollutants with limitations expressed in other units of measurements, the "daily discharge" is calculated as the average measurement of the pollutant over the day.

Maximum Daily Discharge Limitation (daily maximum) means the highest allowable daily discharge.

Average Monthly Discharge Limitation (30 day-average) means the highest allowable average of daily discharges over a calendar month, calculated as the sum of all daily discharges measured during a calendar month divided by the number of daily discharges measured during that month.

Average Weekly Discharge Limitation (7 day average) means the highest allowable average of daily discharges over a calendar week, calculated as the sum of all daily discharges measured during a calendar week divided by the number of daily discharges measured during that week.

Best Management Practices (BMPs) means schedules of activities, prohibitions of practices, maintenance procedures, and other management practices to prevent or reduce the pollution of waters of the State. BMPs also include treatment requirements, operating procedures, and practices to control plant site runoff, spillage or leaks, sludge or waste disposal, or drainage from raw material storage.

Aliquot means a sample of specified volume used to make up a total composite sample.

Grab Sample means an individual sample of at least 100 milliliters collected at a randomly-selected time over a period not exceeding 15 minutes.

24-Hour Composite Sample means a combination of at least 8 sample aliquots of at least 100 milliliters, collected at periodic intervals during the operating hours of a facility over a 24-hour period.

8-Hour Composite Sample means a combination of at least 3 sample aliquots of at least 100 milliliters, collected at periodic intervals during the operating hours of a facility over an 8-hour period.

Flow Proportional Composite Sample means a combination of sample aliquots of at least 100 milliliters collected at periodic intervals such that either the time interval between each aliquot or the volume of each aliquot is proportional to either the stream flow at the time of sampling or the total stream flow since the collection of the previous aliquot.

- (1) **Duty to comply.** The permittee must comply with all conditions of this permit. Any permit noncompliance constitutes a violation of the Act and is grounds for enforcement action, permit termination, revocation and reissuance, modification, or for denial of a permit renewal application. The permittee shall comply with effluent standards or prohibitions established under Section 307(a) of the Clean Water Act for toxic pollutants within the time provided in the regulations that establish these standards or prohibitions, even if the permit has not yet been modified to incorporate the requirements.
- (2) **Duty to reapply.** If the permittee wishes to continue an activity regulated by this permit after the expiration date of this permit, the permittee must apply for and obtain a new permit. If the permittee submits a proper application as required by the Agency no later than 180 days prior to the expiration date, this permit shall continue in full force and effect until the final Agency decision on the application has been made.
- (3) **Need to halt or reduce activity not a defense.** It shall not be a defense for a permittee in an enforcement action that it would have been necessary to halt or reduce the permitted activity in order to maintain compliance with the conditions of this permit.
- (4) **Duty to mitigate.** The permittee shall take all reasonable steps to minimize or prevent any discharge in violation of this permit which has a reasonable likelihood of adversely affecting human health or the environment.
- (5) **Proper operation and maintenance.** The permittee shall at all times properly operate and maintain all facilities and systems of treatment and control (and related appurtenances) which are installed or used by the permittee to achieve compliance with conditions of this permit. Proper operation and maintenance includes effective performance, adequate funding, adequate operator staffing and training, and adequate laboratory and process controls, including appropriate quality assurance procedures. This provision requires the operation of back-up, or auxiliary facilities, or similar systems only when necessary to achieve compliance with the conditions of the permit.
- (6) **Permit actions.** This permit may be modified, revoked and reissued, or terminated for cause by the Agency pursuant to 40 CFR 122.62 and 40 CFR 122.63. The filing of a request by the permittee for a permit modification, revocation and reissuance, or termination, or a notification of planned changes or anticipated noncompliance, does not stay any permit condition.
- (7) **Property rights.** This permit does not convey any property rights of any sort, or any exclusive privilege.
- (8) **Duty to provide information.** The permittee shall furnish to the Agency within a reasonable time, any information which the Agency may request to determine whether cause exists for modifying, revoking and reissuing, or terminating this permit, or to determine compliance with the permit. The permittee shall also furnish to the Agency upon request, copies of records required to be kept by this permit.
- (9) **Inspection and entry.** The permittee shall allow an authorized representative of the Agency or USEPA (including an authorized contractor acting as a representative of the Agency or USEPA), upon the presentation of credentials and other documents as may be required by law, to:
 - (a) Enter upon the permittee's premises where a regulated facility or activity is located or conducted, or where records

- (2) If the permittee monitors any pollutant more frequently than required by the permit, using test procedures approved under 40 CFR 136 or as specified in the permit, the results of this monitoring shall be included in the calculation and reporting of the data submitted in the DMR.
- (3) Calculations for all limitations which require averaging of measurements shall utilize an arithmetic mean unless otherwise specified by the Agency in the permit.
- (f) **Twenty-four hour reporting.** The permittee shall report any noncompliance which may endanger health or the environment. Any information shall be provided orally within 24-hours from the time the permittee becomes aware of the circumstances. A written submission shall also be provided within 5 days of the time the permittee becomes aware of the circumstances. The written submission shall contain a description of the noncompliance and its cause; the period of noncompliance, including exact dates and time; and if the noncompliance has not been corrected, the anticipated time it is expected to continue; and steps taken or planned to reduce, eliminate, and prevent reoccurrence of the noncompliance. The following shall be included as information which must be reported within 24-hours:
- (1) Any unanticipated bypass which exceeds any effluent limitation in the permit.
 - (2) Any upset which exceeds any effluent limitation in the permit.
 - (3) Violation of a maximum daily discharge limitation for any of the pollutants listed by the Agency in the permit or any pollutant which may endanger health or the environment.
- The Agency may waive the written report on a case-by-case basis if the oral report has been received within 24-hours.
- (g) **Other noncompliance.** The permittee shall report all instances of noncompliance not reported under paragraphs (12) (d), (e), or (f), at the time monitoring reports are submitted. The reports shall contain the information listed in paragraph (12) (f).
- (h) **Other information.** Where the permittee becomes aware that it failed to submit any relevant facts in a permit application, or submitted incorrect information in a permit application, or in any report to the Agency, it shall promptly submit such facts or information.
- (13) **Bypass.**
- (a) Definitions.
 - (1) Bypass means the intentional diversion of waste streams from any portion of a treatment facility.
 - (2) Severe property damage means substantial physical damage to property, damage to the treatment facilities which causes them to become inoperable, or substantial and permanent loss of natural resources which can reasonably be expected to occur in the absence of a bypass. Severe property damage does not mean economic loss caused by delays in production.
 - (b) Bypass not exceeding limitations. The permittee may allow any bypass to occur which does not cause effluent limitations to be exceeded, but only if it also is for essential maintenance to assure efficient operation. These bypasses are not subject to the provisions of paragraphs (13)(c) and (13)(d).
 - (c) Notice.
 - (1) Anticipated bypass. If the permittee knows in advance of the need for a bypass, it shall submit prior notice, if possible at least ten days before the date of the bypass.
 - (2) Unanticipated bypass. The permittee shall submit notice of an unanticipated bypass as required in paragraph (12)(f) (24-hour notice).
 - (d) Prohibition of bypass.
 - (1) Bypass is prohibited, and the Agency may take enforcement action against a permittee for bypass, unless:
 - (i) Bypass was unavoidable to prevent loss of life, personal injury, or severe property damage;
 - (ii) There were no feasible alternatives to the bypass, such as the use of auxiliary treatment facilities, retention of untreated wastes, or maintenance during normal periods of equipment downtime. This condition is not satisfied if adequate back-up equipment should have been installed in the exercise of reasonable engineering judgment to prevent a bypass which occurred during normal periods of equipment downtime or preventive maintenance; and
 - (iii) The permittee submitted notices as required under paragraph (13)(c).
 - (2) The Agency may approve an anticipated bypass, after considering its adverse effects, if the Agency determines that it will meet the three conditions listed above in paragraph (13)(d)(1).
- (14) **Upset.**
- (a) Definition. Upset means an exceptional incident in which there is unintentional and temporary noncompliance with technology based permit effluent limitations because of factors beyond the reasonable control of the permittee. An upset does not include noncompliance to the extent caused by operational error, improperly designed treatment facilities, inadequate treatment facilities, lack of preventive maintenance, or careless or improper operation.
 - (b) Effect of an upset. An upset constitutes an affirmative defense to an action brought for noncompliance with such technology based permit effluent limitations if the requirements of paragraph (14)(c) are met. No determination made during administrative review of claims that noncompliance was caused by upset, and before an action for noncompliance, is final administrative action subject to judicial review.
 - (c) Conditions necessary for a demonstration of upset. A permittee who wishes to establish the affirmative defense of upset shall demonstrate, through properly signed, contemporaneous operating logs, or other relevant evidence that:
 - (1) An upset occurred and that the permittee can identify the cause(s) of the upset;
 - (2) The permitted facility was at the time being properly operated; and
 - (3) The permittee submitted notice of the upset as required in paragraph (12)(f)(2) (24-hour notice).
 - (4) The permittee complied with any remedial measures required under paragraph (4).
 - (d) Burden of proof. In any enforcement proceeding the permittee seeking to establish the occurrence of an upset has the burden of proof.

- (15) **Transfer of permits.** Permits may be transferred by modification or automatic transfer as described below:
- (a) **Transfers by modification.** Except as provided in paragraph (b), a permit may be transferred by the permittee to a new owner or operator only if the permit has been modified or revoked and reissued pursuant to 40 CFR 122.62 (b) (2), or a minor modification made pursuant to 40 CFR 122.63 (d), to identify the new permittee and incorporate such other requirements as may be necessary under the Clean Water Act.
- (b) **Automatic transfers.** As an alternative to transfers under paragraph (a), any NPDES permit may be automatically transferred to a new permittee if:
- (1) The current permittee notifies the Agency at least 30 days in advance of the proposed transfer date;
 - (2) The notice includes a written agreement between the existing and new permittees containing a specified date for transfer of permit responsibility, coverage and liability between the existing and new permittees; and
 - (3) The Agency does not notify the existing permittee and the proposed new permittee of its intent to modify or revoke and reissue the permit. If this notice is not received, the transfer is effective on the date specified in the agreement.
- (16) All manufacturing, commercial, mining, and silvicultural dischargers must notify the Agency as soon as they know or have reason to believe:
- (a) That any activity has occurred or will occur which would result in the discharge of any toxic pollutant identified under Section 307 of the Clean Water Act which is not limited in the permit, if that discharge will exceed the highest of the following notification levels:
- (1) One hundred micrograms per liter (100 ug/l);
 - (2) Two hundred micrograms per liter (200 ug/l) for acrolein and acrylonitrile; five hundred micrograms per liter (500 ug/l) for 2,4-dinitrophenol and for 2-methyl-4,6 dinitrophenol; and one milligram per liter (1 mg/l) for antimony.
 - (3) Five (5) times the maximum concentration value reported for that pollutant in the NPDES permit application; or
 - (4) The level established by the Agency in this permit.
- (b) That they have begun or expect to begin to use or manufacture as an intermediate or final product or byproduct any toxic pollutant which was not reported in the NPDES permit application.
- (17) All Publicly Owned Treatment Works (POTWs) must provide adequate notice to the Agency of the following:
- (a) Any new introduction of pollutants into that POTW from an indirect discharge which would be subject to Sections 301 or 306 of the Clean Water Act if it were directly discharging those pollutants; and
 - (b) Any substantial change in the volume or character of pollutants being introduced into that POTW by a source introducing pollutants into the POTW at the time of issuance of the permit.
 - (c) For purposes of this paragraph, adequate notice shall include information on (i) the quality and quantity of effluent introduced into the POTW, and (ii) any anticipated impact of the change on the quantity or quality of effluent to be discharged from the POTW.
- (18) If the permit is issued to a publicly owned or publicly regulated treatment works, the permittee shall require any industrial user of such treatment works to comply with federal requirements concerning:
- (a) User charges pursuant to Section 204 (b) of the Clean Water Act, and applicable regulations appearing in 40 CFR 35;
 - (b) Toxic pollutant effluent standards and pretreatment standards pursuant to Section 307 of the Clean Water Act; and
 - (c) Inspection, monitoring and entry pursuant to Section 308 of the Clean Water Act.
- (19) If an applicable standard or limitation is promulgated under Section 301(b)(2)(C) and (D), 304(b)(2), or 307(a)(2) and that effluent standard or limitation is more stringent than any effluent limitation in the permit, or controls a pollutant not limited in the permit, the permit shall be promptly modified or revoked, and reissued to conform to that effluent standard or limitation.
- (20) Any authorization to construct issued to the permittee pursuant to 35 Ill. Adm. Code 309.154 is hereby incorporated by reference as a condition of this permit.
- (21) The permittee shall not make any false statement, representation or certification in any application, record, report, plan or other document submitted to the Agency or the USEPA, or required to be maintained under this permit.
- (22) The Clean Water Act provides that any person who violates a permit condition implementing Sections 301, 302, 306, 307, 308, 318, or 405 of the Clean Water Act is subject to a civil penalty not to exceed \$25,000 per day of such violation. Any person who willfully or negligently violates permit conditions implementing Sections 301, 302, 306, 307, 308, 318 or 405 of the Clean Water Act is subject to a fine of not less than \$2,500 nor more than \$25,000 per day of violation, or by imprisonment for not more than one year, or both.
- Additional penalties for violating these sections of the Clean Water Act are identified in 40 CFR 122.41 (a)(2) and (3).
- (23) The Clean Water Act provides that any person who falsifies, tampers with, or knowingly renders inaccurate any monitoring device or method required to be maintained under this permit shall, upon conviction, be punished by a fine of not more than \$10,000, or by imprisonment for not more than 2 years, or both. If a conviction of a person is for a violation committed after a first conviction of such person under this paragraph, punishment is a fine of not more than \$20,000 per day of violation, or by imprisonment of not more than 4 years, or both.
- (24) The Clean Water Act provides that any person who knowingly makes any false statement, representation, or certification in any record or other document submitted or required to be maintained under this permit, including monitoring reports or reports of compliance or non-compliance shall, upon conviction, be punished by a fine of not more than \$10,000 per violation, or by imprisonment for not more than 6 months per violation, or by both.
- (25) Collected screening, slurries, sludges, and other solids shall be disposed of in such a manner as to prevent entry of those wastes (or runoff from the wastes) into waters of the State. The proper authorization for such disposal shall be obtained from the Agency and is incorporated as part hereof by reference.
- (26) In case of conflict between these standard conditions and any other condition(s) included in this permit, the other condition(s) shall govern.
- (27) The permittee shall comply with, in addition to the requirements of the permit, all applicable provisions of 35 Ill. Adm. Code, Subtitle C, Subtitle D, Subtitle E, and all applicable orders of the Board or any court with jurisdiction.
- (28) The provisions of this permit are severable, and if any provision of this permit, or the application of any provision of this permit is held invalid, the remaining provisions of this permit shall continue in full force and effect.

ORDINANCE NO. 2020-01**AN ORDINANCE ADOPTING KANKAKEE RIVER
METROPOLITAN AGENCY BUDGET FOR
FISCAL YEAR MAY 1, 2020 TO APRIL 30, 2021**

WHEREAS, pursuant to the Illinois Municipal Budget Law, the Kankakee River Metropolitan Agency (“Agency”) is required to adopt an annual budget following a public hearing; and

WHEREAS, pursuant to notice in accordance with the law, the Board of Directors held a public hearing concerning the Agency’s proposed tentative budget on April 21, 2020, which budget was placed on file for public inspection in the offices of the Agency for the requisite period of time prior to the hearing; and

WHEREAS, at the hearing, the public was invited to ask questions and offer comments; and

WHEREAS, the Board has determined that no further changes to the tentative budget were necessary, and that it is in the best interest of the Agency that said budget as proposed be approved and adopted as the Kankakee River Metropolitan Agency 2020-21 Budget for the year beginning May 1, 2020 and ending April 30, 2021.

NOW, THEREFORE, be it ordained by the Board of Directors of the Kankakee River Metropolitan Agency, Kankakee, Illinois, as follows:

SECTION 1: That the Board of Directors hereby approves and adopts the Budget attached to and incorporated herein as Exhibit A as the Budget for the May 1, 2020– April 30, 2021 Fiscal Year of the Agency.

SECTION 2: That this Ordinance shall take effect from and after its passage, approval, and publication as provided by law.

ADOPTED this 21st day of April, 2020.

AYES:

NAYS:

ABSENT:

APPROVED this 21st day of April, 2020.

Chairman

ATTEST:

Secretary

Exhibit A

KANKAKEE RIVER METROPOLITAN AGENCY PROPOSED ANNUAL BUDGET FOR THE YEAR ENDED APRIL 30, 2021

		Proposed Budget FYE 4-30-21
REVENUES		
Operation & Maintenance Payments (Allocated by Flows)		
4010 · City of Kankakee		5,781,600
4020 · Village of Bradley		1,380,000
4030 · Village of Bourbonnais		2,529,600
4040 · Village of Aroma Park		45,600
		9,736,800
Other Operating Revenue		
4400 · Hauled In Waste	C	1,800,000
4500 · Septic Income	C	180,000
TOTAL REVENUES		11,716,800
EXPENSES		
General and Administrative		
6005 · Management Services	C	90,000
6030 · Financial & Administrative	C	95,000
6040 · Administrative Expense	C	38,000
NEW ACCOUNT - IT / Software Expense		43,800
6100 · Amortization-Issuance Costs	D	80,000
6115 · Audit Services	C	14,750
6120 · Community Contributions	C	1,000
6150 · Depreciation	O	3,500,000
6200 · Director's Fees	C	52,000
6210 · Dues and Subscriptions	C	13,500
6261 · Workmen's Comp Insurance	O	90,000
6262 · General Liability	C	217,000
6360 · Laboratory Fees	O	465,000
6380 · Legal Expense	C	100,000
6420 · Miscellaneous	C	4,500
6550 · P.I.L.O.T. Fees	C	50,000
Total General and Administrative		4,854,550
Operations & Maintenance - KRMA		
6117 · Chemicals	O	170,000
6221 · Health Insurance	O	280,000
6222 · 401K	O	100,000
6225 · Employee Life Insurance	O	7,500
6561 · O & M Salaries	O	1,350,000
6562 · O & M Overtime	O	20,000
6567 · Holiday Overtime	O	20,000
6570 · Admin Salaries and Wages - Other	O	461,000
6590 · Permit Expense - Other	O	52,500
6600 · Repairs & Maintenance-Bldg	C	65,000
6680 · Repairs & Maintenance-Equip - Other	C	350,000
6700 · Sludge Removal	O	450,000
6710 · Supplies	O	55,000
6722 · Social Security and Medicare	O	142,000

**KANKAKEE RIVER METROPOLITAN AGENCY
PROPOSED ANNUAL BUDGET
FOR THE YEAR ENDED APRIL 30, 2021**

		Proposed Budget FYE 4-30-21
6724 · State Unemployment Tax Expense	O	2,500
6800 · Travel	O	500
6820 · Telephone	O	25,000
6971 · Electric	O	525,000
6972 · Gas	O	90,000
6973 · Water	O	40,000
6981 · Fuel	O	25,000
6982 · Repairs & Maintenance	O	5,000
6050 · Cleaning Services	O	25,000
6125 · Bank/Finance Charges/Late Pymnt	O	4,000
6130 · Continuing Education & Training	O	15,000
6390 · Professional Fees	C	150,000
6840 · E-Waste Grant Project	C	120,000
6960 · Uniforms & Linen Service	O	20,000
Total Operations and Maintenance Expenses		4,570,000
Total Expense		9,424,550
Net Income before Other Income (Expense)		2,292,250
Other Income/Expense		
6320 · Interest Expense		
6320 · Interest Expense - IEPA Loan 1 (#2364)		63,100
6320 · Interest Expense - IEPA Loan 2 (#3334)		101,800
6320 · Interest Expense - IEPA Loan 3 (#4836)		266,100
6320 · Interest Expense - IEPA Loan 4 (#4992)		27,200
6320 · Interest Expense - IEPA Loan 5 (#4868)		276,100
6320 · Interest Expense - IEPA Loan 6 (#4869)		310,900
6320 · Interest Expense - Bond 2016		394,900
9060 · Finance Charge Income		-
9050 · Interest Income		(25,000)
9100 · Amortization-O.I.P.		(140,000)
Total Other (Income) / Expense		1,275,100
NET INCOME		1,017,150
Debt Service and Debt Service Reserve Expenditures		
Principal - IEPA Loan 1 (#2364)	C	375,800
Principal - IEPA Loan 2 (#3334)	C	567,000
Principal - IEPA Loan 3 (#4836)	C	692,800
Principal - IEPA Loan 4 (#4992)	C	80,000
Principal - IEPA Loan 5 (#4868)	C	877,000
Principal - IEPA Loan 6 (#4869)	C	847,000
Principal - Bond 2016	D	580,000
Operating cash on hand, May 1, 2020 (February 2020)		1,696,000
Net Income per Above		1,017,150
Less: Principal Payments		(4,019,600)
Plus: Depreciation and Amortization		3,580,000
Less: Depreciation Reserve of \$10,000 per month		(120,000)
Less: Bond Reserve Required transfer of \$10,000 per month		(120,000)
Less: Extra Set-aside to Surplus Account		-
Operating cash on hand, April 30, 2021		2,033,550
Projected Balance as of May 1, 2020		
Transfers to		
Accumulations during the year		
Budgeted Balance as of April 30, 2021		
Participant Receivable / (Payable)		
Kankakee		
Bradley		
Bourbonnais		
Aroma Park		

To the Board of Directors
Kankakee River Metropolitan Agency (KRMA)
Kankakee, Illinois 60901

We are pleased to confirm our acceptance and understanding of the services we are to provide for Kankakee River Metropolitan Agency (KRMA) for the year ended April 30, 2021.

You have requested that we perform the following services:

1) We will provide you with the following bookkeeping services:

- Prepare depreciation schedules and record depreciation from information provided by you.
- Prepare quarterly and annual payroll tax returns from information provided by you.
- Prepare bi-weekly payroll from information provided by you.
- Prepare annual 1099s from information provided by you.
- Record adjusting entries needed from information provided by you.
- Record all income, expenses, and deposits from information provided by you.
- Reconcile bank accounts (excluding the examination of cancelled checks, substitute checks, or electronic images of such checks) from information provided by you.
- Prepare the trial balance each year from information provided by you.
- Advisory services as needed
- Office management support services as needed

Our bookkeeping services will cover the year ended April 30, 2021.

2) We will prepare the financial statements of Kankakee River Metropolitan Agency (KRMA), which comprise the annual and monthly statement of net position and the related statement of revenues, expenses and change in net position for the year ended April 30, 2021. These financial statements will not include statements of cash flows and related notes to the financial statements as required by accounting principles generally accepted in the United States of America.

Our Responsibilities

The objective of our engagement is to prepare financial statements in accordance with accounting principles generally accepted in the United States of America based on information provided by you. We will conduct our engagement in accordance with Statements on Standards for Accounting and Review Services (SSARS) promulgated by the Accounting and Review Services Committee of the AICPA and comply with the AICPA's Code of Professional Conduct, including the ethical principles of integrity, objectivity, professional competence, and due care.

We are not required to, and will not, verify the accuracy or completeness of the information you will provide to us for the engagement or otherwise gather evidence for the purpose of expressing an opinion or a conclusion. Accordingly, we will not express an opinion, a conclusion, nor provide any assurance on the financial statements.

Our engagement cannot be relied upon to identify or disclose any financial statement misstatements, including those caused by fraud or error, or to identify or disclose any wrongdoing within the Agency or noncompliance with laws and regulations.

Management Responsibilities

The engagement to be performed is conducted on the basis that management acknowledges and understands that our role is the preparation of the financial statements in accordance with accounting principles generally accepted in the United States of America. Management has the following overall responsibilities that are fundamental to our undertaking the engagement to prepare your financial statements in accordance with SSARS:

a) The selection of accounting principles generally accepted in the United States of America as the financial reporting framework to be applied in the preparation of the financial statements.

- b) The design, implementation, and maintenance of internal control relevant to the preparation and fair presentation of the financial statements that are free from material misstatement, whether due to fraud or error.
- c) The prevention and detection of fraud.
- d) To ensure that the Agency complies with the laws and regulations applicable to its activities.
- e) The accuracy and completeness of the records, documents, explanations, and other information, including significant judgments, you provide to us for the engagement to prepare financial statements.
- f) To provide us with—
 - Documentation, and other related information that is relevant to the preparation and presentation of the financial statements
 - Additional information that may be requested for the purpose of the preparation of the financial statements, and
 - Unrestricted access to persons within the Agency with whom we determine it necessary to communicate.

The financial statements will not be accompanied by a report. However, you agree that the financial statements will clearly indicate that no assurance is provided on them.

Other Relevant Information

Carmen Huizenga is responsible for supervising the engagement.

Our fee for these services will be based upon our standard hourly rates and the time required to complete the work. Our invoices for these fees are payable on presentation.

You agree to hold us harmless and to release, indemnify, and defend us from any liability or costs, including attorney's fees, resulting from management's knowing misrepresentations to us.

We appreciate the opportunity to be of service to you and believe this letter accurately summarizes the significant terms of our engagement. If you have any questions, please let us know. If you agree with the terms of our engagement as described in this letter, please sign the enclosed copy and return it to us.

Sincerely,

SKDO, P.C.

Acknowledged:
Kankakee River Metropolitan Agency (KRMA)

Chairperson

Date