

# OTTPA 2018 RULES

## Changes for 2018:

- No unsportsmanlike conduct such as arguing, fighting or profanity will be permitted. Will be subject to disqualification and or ejection from the pull.
- Bouncing or jerking on the scales will lead to disqualification.
- Track is to have side lines marked with chalk. Any part of the tractor touching these lines will be called out-of-bounds by track official/flagman and the driver will be disqualified from that class with no points allowed.
- Tractors must retain a factory appearance as approved by dispute team.(Close to factory frame rails)
- Trophies will be awarded as follows: 3 or more tractors in a class–1<sup>st</sup> & 2<sup>nd</sup> place; 2 tractors in a class-1<sup>st</sup> place only; 1 tractor in a class-no trophy. Points will still accumulate toward year-end awards. \$20.00 hook fee if there is only one tractor in class to receive a trophy.
- No tractor with a 671 or above Detroit will be allowed to pull with OTTPA.
- Classes offered for the Farm Class will be 10,500 LB and 11,500 LB Farm.
- Dropped classes for 2018 are as follows 7700 lb Stock, 6200 lb 7.5 MPH, 8200 lb Super, 6200 lb Turbo, and 7200 lb Turbo.
- Added classes for 2018 are as follows 9200 lb Super, 10,500 lb Super, 11,000 lb Super and 12,000 lb Super.

## OTTPA OFFICIALS:

**PRESIDENT-Tracy Coe** (336) 469-3461

**VICE PRESIDENT-Brett Harrelson** (336) 376-9451

**SECRETARY-Stephanie Billings** (336) 466-5026

**TREASURER- Michael Galliher** (336) 782-4544

## BOARD MEMBERS:

**Tracy Coe** (336) 469-3461

**Brett Harrelson** (336) 376-9451

**Carson McCollum** (336) 469-3111

**Michael Galliher** (336) 782-4544

**Allan Crotts** (336) 978-9434

**Hugh Lawson** (336) 963-5707

**Dale Humble** (336) 430-5530

**Steve Talbert** (910) 690-4832

## **OTTPA TABLE OF CONTENTS:**

GENERAL RULES & REGULATIONS	page 2
STOCK TRACTOR RULES	page 5
5 MPH & 7.5 MPH RULES	page 7
SUPER TRACTOR RULES	page 8
ANTIQUE MODIFIED RULES	page 10
TURBO TRACTOR RULES	page 12
FARM TRACTOR RULES	page 13
KILL SWITCH RULES	page 14
WHEELIE BAR RULES	page 15
CLASSES & PULLING ORDERS	page 16
TRUCK RULES	page 19

**OTTPA, INC.**  
**WE DO TRACTOR PULLS**  
**2018 GENERAL RULES & REGULATIONS**

- 1. SAFETY IS FIRST, LAST AND ALWAYS.**
2. The officials of OTTPA will enforce the rules for safety, fairness, and best interest of the association.
3. The Track Official's decision will be final.
4. No alcohol or drugs will be permitted.
5. No unsportsmanlike conduct such as arguing, fighting or profanity will be permitted - WILL BE SUBJECT TO DISQUALIFICATION AND OR EJECTION FROM THE PULL.
6. No reckless driving of tractor will be permitted - ON OR OFF THE TRACK - WILL BE SUBJECT TO DISQUALIFICATION.
7. Tractors must not be left running without driver in seat.
8. Drivers must remain in seat at all times during the pull, with hands and feet in proper position to quickly and safely stop the tractor. NO BOUNCING.
9. Only operator permitted on tractors - NO RIDERS.

10. Drivers under 18 years old (MINIMUM AGE 10 YEARS OLD) will be permitted to pull A TRACTOR WITH WHEELIE BARS after taking the driver's test as well as being able to weigh and backup to the sled by themselves. A parent or guardian must sign the release form provided by OTTPA taking full responsibility for minor while at the pull. The release form will be attached to the completed entry form.
11. Tractor drivers must be in loose chain position with tractor in neutral and hands off controls before hooking and unhooking.
12. Excessive raising of front-end will not be permitted. Excessive is considered to be over 12" between front tires and track. Decision may be made by sled operator or flagman. Tractors with proper wheelie bars are exempt from this rule.
13. All tractors must have working brakes. Differential must be functioning. No locking differentials. No 2<sup>nd</sup> generation tractors allowed, 4010 JD & like, if questionable - call board.
14. When the driver starts a pull, if he/she stops because they are in the wrong gear, spins out, chokes or breaks, they can immediately pull again provided they are not over the 50 foot line. If the driver elects not to pull again then their stop, spinout, choke or break point becomes their distance. Two attempts only. Three attempts will be allowed to move sled out of hole. EXEMPTION: DISTANCE WILL BE 100 FOOT FOR SUPERS & MODIFIEDS ATTEMPTING TO STOP.
15. If the tractor pulls the sled too easily in the judgment of the sled operator, the weight of the sled will be adjusted and the tractor can pull again first or drop to last. Also, the first tractor of the pull, or the first tractor after the track has been wet, has the option to drop to last position in that class.
16. When a tractor pulls the sled the full distance it will be known as a full pull. When 2 or more tractors in the same class make a full pull, the weight of the sled will be adjusted and there will be a pull-off. The tractors will line up in the order they made their full pull. When there is a 300' track, we will run a 250' floating finish line. After 250', it will then be considered a full pull for a pull off.
17. The footage counter on the sled will always be the official distance pulled.
18. Track is to have side lines marked with chalk. Any part of the tractor touching these lines will be called out-of-bounds by track official/flagman and the driver will be disqualified from that class with no points allowed.
19. A Three-Man Committee made up of board members will resolve all disputes that are officially protested.
20. A Sled Operator will ride weight transfer at all times.
21. Tractors must retain a factory appearance as approved by dispute team.(Close to factory frame rails)
22. OTTPA officials reserve the right to inspect any tractor at any time to make sure they meet the requirements of our safety rules.
23. Any tractor that fails to meet OTTPA safety requirements will not be permitted to pull until the safety violations have been corrected.
24. Any questions regarding these rules should be directed to the track officials or board members.
25. Pullers must cross the scales to have weight and hitch checked immediately after each pull. This includes before and after each pull-off. No one other than the driver is allowed on or around the tractor until it has been weighed. If over-weight or drawbar is too high for that class, tractor will be disqualified. EXCESSIVE

26. Violation of the OTTPA safety rules will result in the following:

- First time – Disqualified with no points
- Second time - Put on probation with no points
- Third time - barred from pulling for the rest of the season with no points.

Disqualification applies to both drivers and tractors.

27. After you start your pull, you must not attempt to change gears, clutch the tractor, or jerk the sled in any way.

28. The use of TA's, multi-power or other types of power shifts will not be permitted.

29. When a tractor is bought, sold or traded, all points accumulated by that tractor stay with it for the year, unless that tractor has been barred from pulling with OTTPA.

30. All OUT-OF-COMPETITION tractors will be pulled at the end of their weight class. No trophy or points will be given. Temporary numbers will receive a trophy but no points.

31. At the end of the season, if a tractor has competed in at least 7 events, it will be considered for year-end trophies. Trophies will be awarded for 1<sup>st</sup> 2<sup>nd</sup> and 3<sup>rd</sup> place by the number of points earned throughout the year.

32. ALL OTTPA RULES WILL APPLY.

33. THESE RULES CAN BE ADDED TO OR MODIFIED BY BOARD OF DIRECTORS AND RULES COMMITTEE. The interpretation of these rules will be done by the board of directors of OTTPA to be sure that they meet the intent and purpose for which they were written. Anyone considering building a tractor should check with an OTTPA official for the interpretation of any rule that is not clear to them, so that they can be assured their tractor will be legal.

34. See Additional Rules & Regulations covering - Stock Tractors - Super Tractors - Limited MPH Tractors, Modified Tractors, Farm Tractors and Trucks.

35. Modifications may be made to these rules any time the OTTPA Board of Directors and President thinks there is danger to the drivers or spectators.

36. Trophies will be awarded as follows: 3 or more tractors in a class–1<sup>st</sup> & 2<sup>nd</sup> place; 2 tractors in a class-1<sup>st</sup> place only; 1 tractor in a class-no trophy. Points will still accumulate toward year-end awards. \$20.00 hook fee if there is only one tractor in class to receive a trophy.

**OTTPA, INC.**  
**RULES FOR STOCK ANTIQUE TRACTORS**  
**3.5 MPH LIMITED**  
**1960 AND OLDER**  
**Minimum age limit 10 years old**

1. SAFETY RULES APPLY TO ALL TRACTORS, CLASSES AND PERSONS.
2. Drawbar maximum height of 20" to hook point; Fixed in all directions - NO FLOATING of the drawbar or clevis.
3. Length of drawbar - 18" minimum from center of wheel to hook point, top of hitch adjuster cannot be any higher than top of differential housing - NO OBSTRUCTIONS.
4. All stock tractors must be equipped with a 3" Open Ring Hitch or Clevis WITH 3" opening, in horizontal position.
5. Maximum width of tractor - 96" measured from outside to outside of tires.
6. Factory Fuels only - Kerosene, Diesel Fuel, Propane, Gasoline and Cam 2.
7. Factory RPM's - fast idle maximum - checked with tachometer or timing light with hand throttle held full open by OTTPA Official.
8. Must have working governors - no manual override.
9. Tractor must have original frame.
10. Exhaust pipe must go straight up.
11. Must have agricultural type carburetor, in original up, down, or side draft position.
12. Must have working brakes.
13. Recommend that all tractors have wheelie bars per OTTPA specs.
14. Recommend that engine have stop switch in reach of driver.
15. Weight racks will be permissible:
  - Front weight rack not to extend more than 12" past front frame of tractor.
  - Rear weight rack not to extend past rear of back tires.
  - All weight to be secured to weight rack.
  - All weight racks to be stationary.
16. No changing of gears DURING PULL.
17. Tractors with factory gear reduction, such as TA, amplitorc, multi-power, power shifts or any other factory shifter (THAT IS A FACTORY REDUCER) can run either side – NO SHIFTING

## STOCK ANTIQUE RULES - 3.5 MPH LIMIT continued

18. Any Gear pulling with maximum 3.5 mph speed limit.

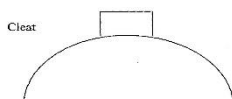
- 1<sup>st</sup> warning Horn – SLOW DOWN
- 2<sup>nd</sup> Warning Horn – SLOW DOWN
- 3<sup>rd</sup> Warning Horn - DISQUALIFIED

Excessive blowing of horn without interruption of the horn blowing while attempting to slow down will lead to disqualification.

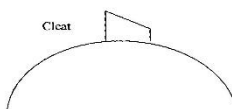
19. It is recommended that all tractors that run this class on regular basis be clean, painted and/or restored.

20. Top of tire cleat can be cut. No altering of front of cleat. Tires on rims - to meet these specifications;

BEFORE CLEAT CUT



AFTER CLEAT CUT



2700 - 3200 - 3700 Weight classes: 13.6 max tire size – 12” max wheel width

4200 - 4700 - 5200 Weight classes: 14.9 max tire size – 13” max wheel width

5700 - 6200 - 7700 Weight classes: 16.9 max tire size – 15” max wheel width

8200 - 9200 - 10,200 Weight classes: 18.4 max tire size – 17” max wheel width

21. Maximum Wheel Size - 38" Diameter.

22. Dispute to be settled by 3-man dispute team when officially protested.

23. ALL OTTPA RULES APPLY.

24. Tractors must have the stock engine, frames, transmission, rear end and axle housings or manufacturer's replacement. Stock heads and their replacements are to remain unchanged in outside appearance. No (7) bolt main blocks in Olivers, no (12) port heads, no (99) heads. AC-WC/WD/WD45 can use D-17 engine. IH-H - 350, IH-M - 450, JD - A/B/G can use power blocks. No MM (800) heads or blocks. Dual exhaust is not allowed except after stock manifold. No Oliver 1600 heads. Stock tractors must have cast iron manifolds.

25. Rear axle housings & final drive must be in original factory position.

26. **RPM's** - At each pull, a class will be randomly selected to be checked. Any one over the manufacturer's high idle specs will be considered illegal and will be disqualified. No RPM limiters allowed.

**OTTPA, INC.**  
**RULES FOR LIMITED 5 MPH –MINIMUM DRIVER AGE –10 YEARS OLD**  
**7.5MPH –MINIMUM DRIVER AGE –16 YEARS OLD**  
**STOCK & SUPER TRACTORS MAY PULL THESE CLASSES**  
**1960 AND OLDER**

1. SAFETY RULES APPLY TO ALL TRACTORS, CLASSES AND PERSONS
2. Classes offered @ 5MPH – 3500 LB, 4500 LB, 5500 LB and 6500 LB.
3. Classes offered @ 7.5MPH – 4200 LB and 6200 LB.
4. Cut tires permitted but not required.
5. Maximum RPM – 2,500
6. Maximum tire and wheel size – 24.5 width x 38 height
7. Maximum MPH setting determined by class pulling (either 5MPH or 7.5MPH)
  - 1<sup>st</sup> Warning Horn – SLOW DOWN
  - 2<sup>nd</sup> Warning Horn – SLOW DOWN
  - 3<sup>rd</sup> Warning Horn - DISQUALIFIED

Excessive blowing of horn without interruption of the horn blowing while attempting to slow down will lead to disqualification.

8. All tractors pulling these classes must have wheelie bars.
  - Super Tractors – All Super Rules apply on weight brackets, draw bars, power-shifting, wheel sizes, etc.
  - Stock Tractors – All Stock Rules apply with the exception of RPM's – 2500 RPM allowed

**OTTPA, INC.**  
**RULES FOR SUPER ANTIQUE TRACTORS**  
**1960 AND OLDER**  
**12 MPH SPEED LIMIT**  
**MINIMUM AGE LIMIT – 16 YEARS OLD**

1. SAFETY RULES APPLY TO ALL TRACTORS, CLASSES & PERSONS.
2. RPM's - 2500 MAXIMUM. Checked with tachometer with hand throttle held full open by OTTPA Official. If you prefer to pull throttle yourself, the tractor must have a mechanical stop on throttle.
3. Maximum 12MPH speed limit
  - 1st warning Horn – SLOW DOWN
  - 2nd warning Horn– SLOW DOWN
  - 3rd warning Horn – DISQUALIFIED

Excessive blowing of horn without the interruption of the horn blowing while attempting to slow down will lead to disqualification.
4. All wheel & tire sizes allowed up to 24.5 width x 38 height.
5. Maximum width of tractor-96" measured from outside to outside of rear tires.
6. CUT TIRES ALLOWED.
7. Drawbar maximum height of 20" to hook point.
8. Length of drawbar – 18" minimum from center of wheel to hook point, top of hitch adjuster cannot be any higher than top of the differential housing.
9. Drawbar is to be fixed in all directions. Must have closed ring hitch – 3" or more inside diameter and tractor weights must not obstruct hook point.
10. Must have working governors - no manual overrides.
11. Exhaust pipe must go straight up.
12. Must have agricultural type carburetor, in original up, down, or side draft position.
13. Must have working brakes.
14. ALL tractors MUST have wheelie bars per OTTPA specifications – SEE ATTACHED DRAWING.
15. Tractor must have the original frame and same original manufacturer's brand & series of engine coming from the same brand & series of tractor, fitting onto the original bell housing and bolted directly to the original motor mounts (NO ALTERATIONS) and with no more or no less cylinders than the original motor.
16. Tractors must have the stock transmission, rear end and axle housings or manufacturer's replacement.



**SUPER TRACTOR RULES** continued

17. No tractor with a 671 or above Detroit will be allowed to pull with OTTPA.
18. Power-shifting is not permitted.
19. Tractor must have safety kill switch capable of being hooked to sled and disconnected by sled operator. (See OTTPA specs.).
20. Tractor must have Spring-Return-to-Idle Throttle when released (Dead-Man Throttle).
21. Tractor must have back on seat. Minimum 6" high measured from top of seat rim. Seat belts are recommended but not required.
22. Factory fuels only: kerosene, diesel fuel, propane, gasoline, and Cam 2. Nothing injected.
23. Tractors must have fenders - minimum to top of tire and wide enough to cover driver's sides.
24. Weight racks will be permissible:
  - Optional -11' Maximum length from center of rear axle to front of front weights.
  - Rear weight rack not to extend past back of rear tires.
  - All weights to be secured to weight rack.
  - All weight racks to be stationary.
25. Weight Limitations are as follows:
  - OL.66, Farmall H, AC WC, Ford 800, Cockshutt 30 and above & like size tractors are not allowed in classes below 3500#. Massey 33, Oliver 77, JD-A 1939 and down, McCormick 10-20, F-20 and like size tractors are not allowed in classes below 4000#. Oliver 88, Farmall M, Massey 44, MM-U, JD-G, Case-C/D, JD-A 1940 and up and like size tractors are not allowed in classes below 4500#. Massey 55, IH W-9, IH WK-40, Case LA, Case 600, Moline GB, Moline GBD, Oliver 99 and all like size tractors are not allowed below 7000 lb.
  - No D21 Allis Chalmers, GVI Molines, 1900 Olivers and like tractors can pull below 8000 lb.
26. It is recommended that all tractors that run this class on a regular basis be clean, painted and/or restored.
27. ALL OTTPA RULES APPLY.
28. These tractors will be inspected and if they don't meet these specifications you will not be allowed to pull until spec. are met - NO EXCEPTIONS.
29. Concerning RPM checking - At each pull classes will be selected to be checked. After they pull, anyone over the 2500 RPM maximum will be disqualified. RPM Limiters are allowed.

**OTTPA ANTIQUE MODIFIED TRACTOR RULES**  
**WEIGHT CLASSES - 4500 LB. & 5000 LB. & 5500 LB.**  
**MINIMUM AGE LIMIT – 16 YEARS OLD, WITH BOARDS APPROVAL**

1. Tractors must use the rear end, transmission, and sheet metal from a farm tractor of the years 1960 or before. Hood may be modified and/or extended to accommodate the automotive engine and transmission.
2. Tractors **MUST** have frames extended or replaced. Rear axle housing must connect to frame using same size material, but no part of the tractor (including weight brackets) shall extend further than 13 feet (156 inches) from the center of the rear wheels. The rear weight bracket shall not extend past the rear tires. The wheelbase of the tractor (center of front wheel to center of rear wheel) shall not exceed 10 ½ feet (126 inches).
3. Any Ford, Chrysler or GM automotive OEM 6 cylinder or small block V-8 naturally aspirated cast iron engine (with OEM cast iron heads with original equipment manufacturer number legible on block and heads) is allowed. The allowed cubic inch displacement of the engine is 365. No after-market blocks or heads are allowed. Only one 700 cfm four barrel (maximum) carburetor with no external modifications with original ID markings is allowed. No fuel injections. Aluminum intakes allowed. Camshafts must be of the flat tappet origin with any lift and duration. If a question arises, OTTPA reserves the right to check cubic inches. This may necessitate the removal of a head in extreme cases. To protest a \$300 fee must be paid.  
**NOTE: Big Block Modifieds** are limited to 550 cubic inch motor, and 18.4 x 38" maximum tire size. Newer engine blocks may be used but no roller cam or fuel injection is allowed.
4. Tractors may run a maximum of 6000 rpm's. Every tractor must be equipped with a memory tachometer, and a track official will check the memory tachometer at the end of each pull. If the rpm's exceed 6000, if memory tachometer is not working, or is obviously inaccurate, the tractor will be disqualified.
5. Tractors may use gasoline or high-octane racing fuel **ONLY**. NO Nitrous or any additives allowed. No pressure fuel tanks. No diesel engines.
6. Tractors **MUST** run an automotive automatic transmission in addition to the tractor transmission, no clutch, or the automatic transmission may be directly connected to the tractor rear end. Tractors may pull any gear (no manual shifting during the pull).
7. All automotive transmissions must be covered with a current (not over 4 years old) SEMA approved safety blanket or shield (shield must be at least 1/8" steel) and be secured with 5/16" grade 8 bolts. The bolt spacing should not be more than 8" on center. The shielding should be 360 degrees around the width and length of the transmission.
8. The drive shaft to the original tractor transmission (or differential if not using the tractor transmission) must be shielded 360 degrees with ¼" steel or 3/8" aluminum and fastened every 6 inches with 3/8" (grade 5 or better) bolts.
9. All engines must be equipped with an electric cooling fan. No OEM or OEM replacement fans are allowed.
10. Harmonic balancers must be bolted to crankshaft and be SF1-18-1 certified or be shielded with ¼" thick steel plate. 360 deg.
11. All automatic transmissions must be equipped with a safety switch to prevent starting unless in park or neutral.

## Antique Modified Rules continued

12. All tractors must be equipped with kill switches and wheelie bars as specified by OTTPA. Kill switches must cut off the ignition and stop the electric fuel pump, if so equipped.
13. All tractors must be equipped with a "return to idle" dead man throttle.
14. All exhausts must point straight upwards
15. An ABC 2-1/2 pound fire extinguisher must be mounted within easy reach of the driver.
16. Hitch point must not be over 20 inches high or closer than 18 inches from a line extending center to center of the rear wheels.
17. Tractors must have wide front ends that track within the rear wheel tracks. Tractors must be inspected by an OTTPA technical team and passed before pulling.
18. Tires may be cut.
19. Wheel Diameter must not exceed 38 inches.
20. Small block -Maximum tire size – 18.4 x 38.  
Big block – Maximum tire size - 18.4 x 38.
21. Maximum width of tractor is 96 inches.
22. Weights must be able to hang and be secured on both front and rear weight brackets.
23. Tractors must have fenders that are a minimum of 2" higher than the tires and are wide enough to cover the driver's body.
24. Tractors must have safety shields of a minimum of 1/8" thick steel or ¼" thick aluminum on each side of the engine extending the full length of the engine. The shield must extend at least 2" below the point of the lowest throw of the crankshaft end to the top of the piston travel. Shield must not be attached to the engine. Starter, motor mounts; and other accessories do not qualify as being part of the shield.
25. All tractors must be equipped with roll cage per specs. The cage must have a minimum of two vertical bars of 1-3/4" DOM roll bar tubing from side view. A forward brace of the same material must angle to the frame. The cage must have two bars across the back of cage, one at middle of driver's back and one at driver's head.
26. Tractors must have back on seat. Minimum of 6 inches high, measured from top of seat rim.
27. Tractors must be equipped with seat belts and driver must have them fastened while pulling.
28. It is required that drivers wear helmets when pulling. Full Face Shields recommended.
29. Any off track over-speeding or reckless driving will be subject to disqualification.
30. All safety requirements of OTTPA will apply to the Modified Class.
31. Tractors must have description of tractor printed or written on tractor in full view of spectators; i.e.: Chevy Powered WD Allis or WD Allis Chalmers powered by Chevy motor, etc.

## Antique Modified Rules continued

32. Tractors must be neat and professional looking and painted. Exception: new built tractor exempt from painting for two shows.

### OTTPA, INC RULES FOR TURBO TRACTORS 1960 & OLDER MAXIMUM 12 MPH SPEED LIMIT

1. SAFETY RULES APPLY TO ALL TRACTORS, CLASSES & PERSONS.
2. Classes offered will be determined by participants at the pull.
3. Maximum 12 MPH speed limit.
  - 1<sup>st</sup> warning horn – SLOW DOWN
  - 2<sup>nd</sup> warning horn – SLOW DOWN
  - 3<sup>rd</sup> warning horn – DISQUALIFIED
  - Excessive blowing of horn without the attempt to slow down will lead to disqualification.
4. Tractor must have the original frame, and same original manufacturer's brand of engine coming from the same brand of tractor, fitting onto the original bell housing and bolted directly to the original motor mounts. (NO ALTERATIONS) and with no more or no less cylinders than the original motor – NOT TO EXCEED MAXIMUM 340 CUBIC INCHES.
5. Tractor must have stock bell housing, and stock transmission housing. NO ALUMINUM REPLACEMENTS.
6. ONE AIR COMPRESSION DEVICE... (TURBO CHARGER). Limited to one stage. Maximum 3" intake or exhaust opening.
7. One fuel injection pump or carburetor of any size permitted.
8. Side Shields required. Must extend below center line of crank.
9. Turbo Charger must be surrounded by sheet metal.
10. Exhaust stack must extend 12" minimum straight up with two (2) 3/8" bolts crossed 6" above hood or turbo.
11. All Super rules on kill switches, seats, weight brackets, drawbars, tire & wheel size, power shifting, etc. apply.
12. Tractors must have stock frames, transmission, rear end and axle housing or manufacturer's replacements.

**OTTPA, INC**  
**FARM TRACTOR RULES**  
**1961 AND NEWER YEAR MODELS**

1. 1961 and newer year tractors.
2. Any gear pulling. 3.5 MPH speed limit. Factory RPM's.
3. No Clutching or Clutch Shifting.
4. No dual wheels and no four-wheel drive tractors.
5. Maximum width of tractor measured to outside of rear cleats is 96".
6. No jerking of sled.
7. No standing up or getting out of seat of tractor.
8. Hitch height not to exceed 20" high.
9. No pulling from 3-point hitch. Must furnish own clevis in drawbar – 3" opening.
10. No raising of front end over 12". Flagman will make the call at his discretion.
11. Disputes to be settled by 3-person committee made up of board members.
12. Original factory wheel weights. Hang on weights will be allowed.
- 13.** Classes offered will be 10,500lb and 11,500lb.
- 14.** Maximum tire size 20.8 x 38 with top cut only, NO full cut allowed.
- 15.** All OTTPA safety rules apply.

**OTTPA, INC.**  
**KILL SWITCH SPECIFICATIONS**

1. On spark ignition tractors - the kill switch must break the electrical current to the ignition.
2. The use of a plug in the circuit that comes apart when tractor breaks away from the sled or is pulled by sled operator is acceptable.
3. On Diesel engines the kill switch must shut the air off to the intake.
4. This can be done by an electronic switch that shuts off the ignition pump and releases the intake flap by use of a magnet or a mechanical flap with breakaway cord run from intake through 3/8" copper tube to 2" ring.
5. All Kill Switches to have a 2" Minimum ring attached for hooking to the sled.
6. Kill Switch to be mounted minimum 4 ft. above ground level and not more than 6" off center either way.
7. Kill switches will be tested along with hitches & wheelie bars.
8. The authority to pull the kill switch is left up to the sled operator and is a judgment call, **NOT SUBJECT TO QUESTION.**
9. In the event a kill switch comes loose by accident or unknown reason during the pull, and the flagman & sled operator agree that no danger was involved, the tractor may pull over.
10. If the kill switch is pulled because of reckless driving or other dangerous situations the tractor WILL NOT BE permitted to pull over.

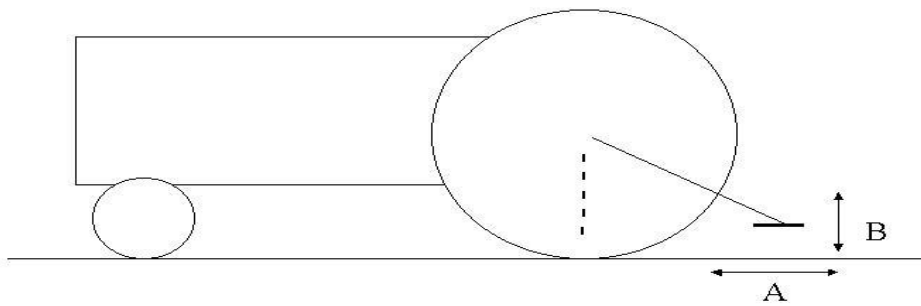
**OTTPA, INC.**  
**WHEELIE BAR SPECIFICATIONS**

MINIMUM 5" PAD - NO WHEELS

DIMENSION A – 6" minimum from cleat on tire to back of pad.

DIMENSION B – 10" maximum height off ground.

DIMENSION C – 20" minimum across pads.



NOTE: THE WHEELIE BAR MUST BE ABLE TO SUPPORT THE WEIGHT OF THE TRACTOR IN THE HEAVIEST CLASS PULLED. TO TEST - JACK UP THE PADS SO TRACTOR IS COMPLETELY OFF THE GROUND.

NOTE: THE WHEELIE BARS AND DRAW BARS WILL BE INSPECTED BY OTTPA OFFICIALS WHILE TRACTOR IS ON THE SCALES BEING WEIGHED.

**OTTPA, INC.  
WEIGHTS FOR PULLERS  
OFFERED FOR YEAR 2018**

**STOCK ANTIQUE  
1960 & OLDER  
ANY GEAR, MAXIMU, 3.5 MPH  
CLASSES OFFERED BY WEIGHT**

2700 LB STOCK  
3200 LB STOCK  
3700 LB STOCK  
4200 LB STOCK  
4700 LB STOCK  
5200 LB STOCK  
5700 LB STOCK  
6200 LB STOCK  
6700 LB STOCK  
7200 LB STOCK  
8200 LB STOCK  
9200 LB STOCK  
10,200 LB STOCK

**LIMITED MPH CLASSES  
1960 & OLDER  
ANY GEAR PULLING, MPH LIMIT  
CLASSES OFFERED BY WEIGHT**

3500 LB 5 MPH            4200 LB 7.5 MPH  
4500 LB 5 MPH  
5500 LB 5 MPH  
6500 LB 5 MPH

**SUPER ANTIQUE  
1960 & OLDER  
ANY GEAR PULLING  
CLASSES OFFERED BY WEIGHT**

3700 LB SUPER  
4200 LB SUPER  
4700 LB SUPER  
5200 LB SUPER  
5700 LB SUPER  
6200 LB SUPER  
7200 LB SUPER  
7700 LB SUPER  
9200 LB SUPER  
10,500 LB SUPER  
11,000 LB SUPER  
12,000 LB SUPER

**MODIFIED CLASSES  
1960 & OLDER  
ANY GEAR PULLING  
CLASSES OFFERED BY WEIGHT**

4500 LB  
5000 LB  
5500 LB

**FARM Classes  
10,500 LB  
11,500 LB**

Stock antique tractors may choose any stock or MPH class per event.

Super antique tractors may choose any super or MPH class per event.

Modified tractors run only the offered modified classes per event.

Turbo tractors run only out of competition or King of Hill classes if offered.

The First event will begin with the 7200 stock class, the second event will begin with the 4500 5 MPH class, the third event will begin with the 6200 7.5 MPH class and the fourth event will begin with the 3700 stock class. The next event will start over with the sequence and each event after that will follow.

Once the schedule is completed for the year, no changes in the pulling orders will be made which may mean that a pull order is skipped. If an event is added after the schedule has been completed, a pull order will be assigned to that event at the time it is added. The next two pages list each pull order.



**#1 PULL ORDER**

- 1 7200 LB. STOCK
- 2 3700 LB. SUPER
- 3 5200 LB. STOCK
- 4 2700 LB. STOCK
- 5 4500 LB. MODIFIED
- 6 4500 LB. 5MPH
- 7 3200 LB. STOCK
- 8 4700 LB. SUPER
- 9 6200 LB. TURBO
- 10 5700 LB. STOCK
- 11 7200 LB. SUPER
- 12 8200 LB. STOCK
- 13 5200 LB. SUPER
- 14 6700 LB. STOCK
- 15 5000 LB. MODIFIED
- 16 4200 LB. STOCK
- 17 5500 LB. 5MPH
- 18 10,200 LB. FARM
- 19 7700 LB. SUPER
- 20 5700 LB. SUPER
- 21 9200 LB. STOCK
- 22 3500 LB. 5MPH
- 23 5500 LB. MODIFIED
- 24 6200 LB. STOCK
- 25 6200 LB. SUPER
- 26 4200 LB. 7.5MPH
- 27 8200 LB. SUPER
- 28 6500 LB. 5MPH
- 29 7700 LB. STOCK
- 30 4700 LB. STOCK
- 31 4200 LB. SUPER
- 32 10,200 LB. STOCK
- 33 11,000 LB. FARM
- 34 3700 LB. STOCK
- 35 6200 LB. 7.5MPH
- 36 7200 LB. TURBO

**#2 PULL ORDER**

- 1 4500 LB. 5MPH
- 2 8200 LB. STOCK
- 3 4200 LB. SUPER
- 4 4500 LB. MODIFIED
- 5 6200 LB. STOCK
- 6 7200 LB. SUPER
- 7 4200 LB. STOCK
- 8 4700 LB. SUPER
- 9 7200 LB. TURBO
- 10 9200 LB. STOCK
- 11 4200 LB. 7.5MPH
- 12 6700 LB. STOCK
- 13 5200 LB. SUPER
- 14 5000 LB. MODIFIED
- 15 5500 LB. 5MPH
- 16 7700 LB. SUPER
- 17 3700 LB. STOCK
- 18 10,200 LB. FARM
- 19 3700 LB. SUPER
- 20 5700 LB. SUPER
- 21 7200 LB. STOCK
- 22 2700 LB. STOCK
- 23 5200 LB. STOCK
- 24 6200 LB. SUPER
- 25 5500 LB. MODIFIED
- 26 3500 LB. 5MPH
- 27 8200 LB. SUPER
- 28 6500 LB. 5MPH
- 29 7700 LB. STOCK
- 30 4700 LB. STOCK
- 31 10,200 LB. STOCK
- 32 6200 LB. 7.5MPH
- 33 11,000 LB. FARM
- 34 5700 LB. STOCK
- 35 3200 LB. STOCK
- 36 6200 LB. TURBO

**#3 PULL ORDER**

- 1 6200 LB. 7.5MPH
- 2 7700 LB. STOCK
- 3 3200 LB. STOCK
- 4 4500 LB. 5MPH
- 5 8200 LB. STOCK
- 6 6200 LB. TURBO
- 7 7200 LB. SUPER
- 8 4200 LB. SUPER
- 9 4200 LB. STOCK
- 10 4700 LB. SUPER
- 11 6200 LB. STOCK
- 12 4500 LB. MODIFIED
- 13 5200 LB. SUPER
- 14 9200 LB. STOCK
- 15 3500 LB. 5MPH
- 16 7700 LB. SUPER
- 17 4200 LB. 7.5MPH
- 18 10,200 LB. FARM
- 19 5700 LB. STOCK
- 20 5000 LB. MODIFIED
- 21 5500 LB. 5MPH
- 22 10,200 LB. STOCK
- 23 6700 LB. STOCK
- 24 8200 LB. SUPER
- 25 5700 LB. SUPER
- 26 11,000 LB. FARM
- 27 3700 LB. STOCK
- 28 5500 LB. MODIFIED
- 29 6200 LB. SUPER
- 30 4700 LB. STOCK
- 31 6500 LB. 5MPH
- 32 2700 LB. STOCK
- 33 3700 LB. SUPER
- 34 5200 LB. STOCK
- 35 7200 LB. STOCK
- 36 7200 LB. TURBO

**#4 PULL ORDER**

- 1 3700 LB. STOCK
- 2 3700 LB. SUPER
- 3 7200 LB. STOCK
- 4 7200 LB. SUPER
- 5 4500 LB. 5MPH
- 6 5200 LB. STOCK
- 7 4500 LB. MODIFIED
- 8 4700 LB. SUPER
- 9 7200 LB. TURBO
- 10 6200 LB. 7.5MPH
- 11 2700 LB. STOCK
- 12 7700 LB. SUPER
- 13 3500 LB. 5MPH
- 14 7700 LB. STOCK
- 15 5200 LB. SUPER
- 16 5000 LB. MODIFIED
- 17 8200 LB. STOCK
- 18 10,200 LB. FARM
- 19 3200 LB. STOCK
- 20 5500 LB. 5MPH
- 21 5700 LB. STOCK
- 22 4200 LB. SUPER
- 23 9200 LB. STOCK
- 24 5700 LB. SUPER
- 25 4700 LB. STOCK
- 26 8200 LB. SUPER
- 27 6200 LB. STOCK
- 28 6200 LB. SUPER
- 29 5500 LB. MODIFIED
- 30 4200 LB. STOCK
- 31 6500 LB. 5MPH
- 32 10,200 LB. STOCK
- 33 11,000 LB. FARM
- 34 4200 LB. 7.5MPH
- 35 6700 LB. STOCK
- 36 6200 LB. TURBO

## 2018 OTTPA TRUCK RULES

### 8000 & 8500 LBS. DIESEL

### 6500 LBS. GAS

**Classes can change at each pull depending on weight & participation.**

1. Added weight must be securely mounted in bed. Front hang on weights securely mounted will be allowed.
2. Batteries must be securely mounted.
3. The truck must have a bed floor. Fiberglass hoods are permitted.
4. Four wheel hydraulic brakes are mandatory.
5. The OEM chassis is mandatory. The engine must be in the stock location
6. Radiators must be in stock location.
7. An OEM transmission and transfer case are mandatory. They must have been an option in a one ton or smaller truck.
8. Driver seat belt must be worn.
9. The engine is limited to a stock appearing, OEM make-specific compression ignition diesel engine with a max rpm of 4500 unless the OEM governed speed is higher. Maximum 6000 rpm for gas powered trucks.
10. All exhaust, single, and/or dual stacks must exit upward or straight back.
11. Complete OEM firewall is mandatory.
12. Complete OEM cab floor pan is mandatory.
13. Fuel must be #1, #2 or bio-diesel. Gas trucks can run gasoline or Cam 2.
14. The injection pump is limited to a stock appearing, OEM engine model specific pump only. Multiple high pressure common rail pumps are prohibited. Powerstroke engines with a single factory turbo may utilize a second HPOP. Pumps from different years in the same engine model may be interchanged.
15. The OEM fuel tank must be used.
16. Must be a "Reese" style hitch, reinforcements are allowed. Trick hitches are prohibited. The hooking point must be the rear most part of the truck and be rearward of the stock location of the tailgate. The hitch must be horizontal to the ground and stationary in all directions. Max hitch height is 26 inches and must have an opening of at least 3 inches (size of opening in hitch itself or size of clevis attached to hitch).
17. Nitrous oxide is prohibited.
18. Propane is prohibited.
19. Non OEM axle housing are prohibited. It must have been an option in a one ton or smaller truck
20. Front suspension must have strut lower braces, lower tie bars, sway bars and limit straps are permitted. Traction bars and devices are permitted.
21. Rear Suspension: An OEM style suspension is mandatory. Traction bars and devices are permitted, they must be bolt on only. The brackets may be welded to the axle housing or frame. Solid blocks are allowed. Airbag assistance is allowed, airbag compressor must be disconnected.
22. Tires must be DOT approved. Cutting is not allowed.

23. If running tires larger than 35" tall (as designated by the manuf.) a u-joint shield must be run on the joints at the axles. The shield must cover the joints completely and be ¼" thick if made from steel and 3/8" thick if alum.
  24. Must run an OEM transfer case that was an option on a one ton or smaller truck.
  25. Automatic Transmission: Non OEM transmissions are prohibited. Aftermarket torque converters, valve bodies, and internal components are permitted. Trans brakes are prohibited. Any non OEM floor mounted shifter must have a spring loaded positive reverse lockout device. A functional neutral safety switch is mandatory. All transmission lines must be metallic or high pressure hose. All vehicles with engines running 4500 rpm or more with an auto transmission must be equipped with a transmission shield or blanket meeting SFI spec 4.1 and be labeled accordingly. Blankets must extend from the rear of the back to the front of the tail-housing with a minimum six inch overlap where it is fastened. All non-blanket type shields must incorporate two (or one per manufacturer's instructions) 3/4 by 1/8" straps that bolt to the shield on each side and pass under the transmission pan unless the pan is labeled as meeting SFI spec 4.1. All vehicles with engines exceeding 4500 rpm and using an auto transmission must be equipped with a flex plate meeting SFI spec 29.1 and be covered by a flex plate shield meeting SFI spec 30.1
  26. Manual transmission: Non OEM transmissions are prohibited. Aftermarket internals are allowed. A clutch meeting min. SFI spec 1.1 or 1.2 is mandatory on all vehicles running 4500 rpm or more. All manual transmissions must be clutch assisted. Sequential shifters are prohibited. If running 4500 rpm or greater the vehicle must have a flywheel shield labeled as meeting min SFI spec 6.3 or greater. Applications for which an SFI spec flywheel shield is not available may use a properly attached SFI 4.1 or 4.2 blanket that completely covers the bell-housing: it must be attached to the block and extend rearward to the transmission with a min. six inch overlap where fastened.
  27. Turbocharger: The turbo is limited to stock appearing OEM make specific only. Turbos from different years in the same make may be interchanged.
  28. Water injection is prohibited.
  29. All trucks must be street legal, licensed, and road worthy with working lights. No dealer tags.
  30. Trucks must look factory appearing. Only USA flags permitted. **NOTHING OBSENE IS ALLOWED!**
  31. All trucks must start with a tight hitch. NO jerking of sled. Two consecutive attempts to start the sled will be allowed, if not pulled beyond 100 feet. No quick stopping.
  32. All decisions by judges are final.
  33. All other OTTPA safety rules apply.
  34. No passengers.
  35. Only winner of each class will be required to reweigh after the class has pulled.
- 3 minute limit (plus or minus) to hook after name is called to pull. If not there after 3 minutes, will not be allowed to pull in that class.