

BTD SERIES

Condensate Drain



DIGITAL TIMER CONTROL • INTEGRATED VALVE & STRAINER

The BTD Series timer controlled condensate drain combines a premium electronic timer controlled drain, a ball valve, and a mesh strainer into one compact easy to install package. Suitable for any flow range and pressures up to 300 psig, the BTD is perfect for virtually any compressed air application, especially those with solid particulate contaminants.

With easy to use push button timer settings, a bright digital display, test button, and LED lights, the BTD can be adjusted to open or close for any time period from 10 milliseconds to 99 hours! There is no application it can't handle. Use it on any compressor, receiver, filter or refrigerated air dryer in any size compressed air system.



FEATURES	BENEFITS
Digital push button timer	Easy to program settings
Integrated valve & strainer	Compact & easy to install
No balance line required	Does not air-lock during operation
Built in test function	Manually activate drain & verify operation
LED status lights	Visual verification of drain status
300 psig design pressure	Suitable for a wide range of applications
Serviceable direct acting valve	Inexpensive to maintain
Adjustable timed operation	Fits any equipment at any flow rate

SPECIFICATIONS




Dual threaded inlet port



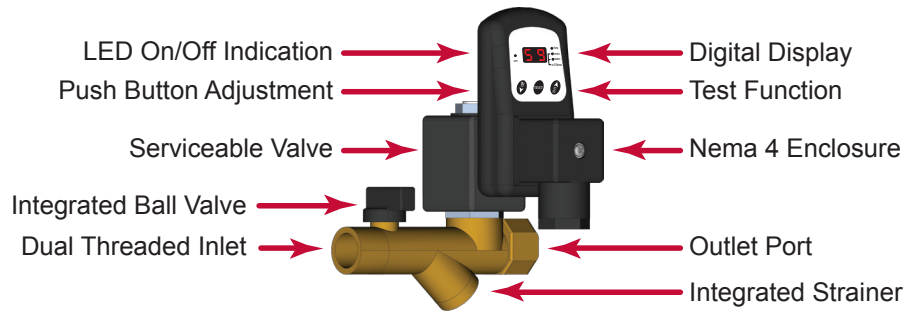
Integrated mesh strainer



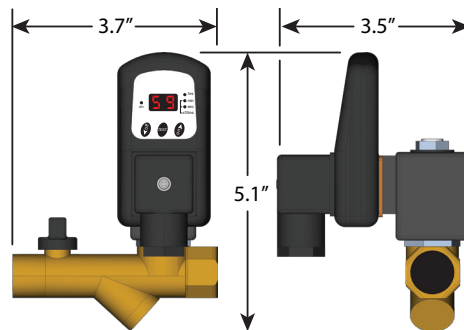
LED lights & digital display



Easy push button settings



Maximum Compressor Capacity		Unlimited
Inlet / Outlet Connection Options		¼" NPT(F) & ½" NPT(M)
Discharge Valve	Orifice Diameter	4 mm
	Type	2/2 Way Direct Acting
	Valve Body Material	Brass
	Seal Material	Viton (FPM)
Operating Pressure	Minimum	0 psig
	Maximum	300 psig
Condensate Temperature	Minimum	34°F
	Maximum	122°F
Voltage Options	DC	12 or 24 VDC
	AC	24, 115, 230 or 380 VAC
Timer Range	Open	10 milliseconds to 99 hours
	Closed	10 milliseconds to 99 hours
Power Connection		DIN 43650-A
Electrical Enclosure		NEMA 4 / IP65



Perfect for installations with:

- High particulate loading
- Limited space available
- High condensate flow rates
- Pressures up to 300 psig
- Steady condensate loads

formation provided herewith is believed to be accurate and reliable. However, no responsibility is assumed for its use or for any infringement of patents or rights of others, which may result from its use. In addition, the manufacture reserves the right to revise information without notice and without incurring any obligation.

