






# Table of Contents

<b>JACK SMITH — SIGNATURE PLAN</b> .....	<b>3</b>
<b>About this Signature Plan</b> .....	<b>4</b>
<b>SAFETY GUIDE   READ IT BEFORE YOU NEED IT</b> .....	<b>5</b>
<b>Local Resources</b> .....	<b>8</b>
<b>DAY 1 — Wednesday, July 29</b> .....	<b>9</b>
<b>DAY 2 — Thursday, July 30</b> .....	<b>10</b>
<b>DAY 3 — Friday, July 31</b> .....	<b>11</b>
<b>DAY 4 — Saturday, August 1</b> .....	<b>12</b>
<b>DAY 5 — Sunday, August 2</b> .....	<b>13</b>
 <b>CONDITIONS SNAPSHOT</b> .....	<b>13</b>
 <b>TRIP SCORE</b> .....	<b>14</b>
 <b>TOP 5 MUST-DO EXPERIENCES</b> .....	<b>14</b>
<b>VACATION MEMORY PAGES</b> .....	<b>15</b>
<b>VACATION MAP</b> .....	<b>19</b>
<b>Online Amazon Store</b> .....	<b>20</b>

This itinerary is based on current information and local guidance at the time of creation.  
Conditions, events, and availability may change.  
Please see the full disclaimer at the end of this document.



# YOUR CUSTOM

## JACK SMITH — SIGNATURE PLAN

Fort Walton Beach Landing • Visiting Family/Friends

July 29, 2026 – August 2, 2026

Guests: 3

Meal Planning: Lunch + Dinner

Trip Style: Balanced

Travel Radius: 15 Miles

---


 *Designed to give you the best possible experience—not just a list of places.*

## About this Signature Plan






Note: This itinerary is designed to be printed and become a memory keepsake of your trip. At the end of this Signature Plan, you will find resources for various types of storage binders to contain these memories. Take many photos during your trip and attach them to the printed itinerary. Also, write notes in the margins of each day's events and activities. Keep receipts, ticket stubs, brochures, paper coasters, swizzle sticks, things touched. You will instantly bring back memories of your trip.

This itinerary isn't so much about the organized schedule you follow as it is the overall moment and time of your life. Your friends, family, kids – they will remember every gift they received from you, but they will remember when they saw the waves crashing on the beach the first time, watched a shark swimming close to the shore, made a sandcastle, saw a dolphin jump out of the water, fed an alligator with a fishing pole, rode the water bumper boats under the blue & orange canopy, rode a tiki boat to the island, then purchased a hamburger from another boat, took a helicopter ride, and saw 50' kites flying on the beach. They'll also remember what you said when you were stuck in traffic, them getting sunburned, their mom falling off the paddleboard three times in a row, and that you told them the Jaws ride wasn't scary at all. Either way – good times and memories made for all.











So, pay for the experience, buy the souvenirs, the pink stuffed octopus, the fresh caught, cleaned and cooked fish that nobody ate, because someone gave it a name before getting off the fishing boat. You can't get this time back, but you can probably earn your money back. This itinerary is YOUR time. You can't add more days to your life, but you can add more life to your days. This is YOUR day! This itinerary is YOUR time! Make those memories.

 **Tip:** Take photos each day and write 1–2 notes—this becomes a lifelong keepsake.

# SAFETY GUIDE | READ IT BEFORE YOU NEED IT

SAFETY TOPIC	LOCAL INTELLIGENCE TIP(S)
<p><b>▶ 1. BEACH FLAG WARNING SYSTEM</b></p> <ul style="list-style-type: none"> <li>●  Green – Calm</li> <li>●  Yellow – Moderate hazard</li> <li>●  Red – High hazard</li> <li>●  Double Red – Water closed (no swimming)</li> <li>●  Purple – Dangerous marine life (Jelly Fish, Sharks, etc.)</li> </ul>	<p><b>👉 Local Tip:</b> Always check flags <b>BEFORE</b> entering the water:</p> <p><a href="#">Okaloosa Island: Text "OKALOG" to 44144</a>  <a href="#">Miramar: Text "MIRAMIR" to 31279</a>  <a href="#">South Walton Beach: Text "SAFETY" to 31279</a>  <a href="#">Pensacola Beach: Text "PBFLAGS" to 888777</a>  <a href="#">Panama City Beach: Text "PCBFLAGS" to 888777</a></p>
<p><b>🌊 2. RIP CURRENT SAFETY</b></p> <ul style="list-style-type: none"> <li>● Don't fight the current. Remain calm</li> <li>● Swim parallel to the shore until you break free, and then angle yourself back to the beach</li> <li>● Or float and call for help</li> </ul>	<p><b>👉</b> Most rescues happen when people panic and fight it.</p> <p>Rip currents don't care how much you saved or how far you drove to get to the water.</p>
<p><b>🔥 3. SUN &amp; HEAT SAFETY</b></p> <ul style="list-style-type: none"> <li>● Sunburns are one of the fastest ways to lose vacation.</li> <li>● Hydrate often</li> <li>● Reapply sunscreen at least every 2 hours</li> <li>● Take shade breaks</li> <li>● Watch for heat exhaustion</li> <li>● SPF levels matter</li> </ul>	<p><b>👉</b> UV exposure is stronger than most visitors expect.</p> <p>The sun can reflect off the white sand and burn you while sitting in the shade.</p> <p>Umbrellas have UV ratings. Be sure you are protected.</p> <p>Recommend using beach chair/umbrella service or rental where/when available.</p>

 <h4>4. BEACH SAFETY &amp; ETIQUETTE</h4> <ul style="list-style-type: none"> <li>• Leave No Trace – Only Footprints</li> <li>• Fill in holes before leaving</li> <li>• Keep glass off the beach</li> <li>• Secure umbrellas properly</li> <li>• Watch children at all times</li> </ul>	<p>👉 Deep holes + loose umbrellas are real hazards. If you think your umbrella is far enough in the sand.... it's not.</p> <p>Most beaches have specific rules and guidelines for pets. Signs are usually posted at public entrances.</p>
 <h4>5. WILDLIFE &amp; MARINE LIFE SAFETY</h4> <ul style="list-style-type: none"> <li>• Do NOT feed dolphins</li> <li>• Stay away from sea turtle nests</li> <li>• Use red filter at night during turtle nesting season</li> <li>• Watch for jellyfish &amp; stingrays</li> <li>• Shuffle feet in shallow water</li> </ul>	<p>👉 Respect wildlife—rules can apply.</p> <p>Red lens filters are available at multiple locations during turtle nesting season</p> <p>👉 In a pinch, determine the method for treating a jellyfish sting in the event a lifeguard is not available.</p> <p>👉 Seek medical advice.</p>
 <h4>6. PEDISTRIAN SAFETY</h4> <ul style="list-style-type: none"> <li>• Pedestrians must use sidewalks and obey traffic signs.</li> <li>• Drivers must yield to pedestrians in crosswalks and not pass vehicles stopped for pedestrians.</li> <li>• See instructions for pedestrians with disabilities.</li> </ul>	<p>👉 This is why you shouldn't run red lights or block crosswalks.</p> <p><a href="#">Protecting Pedestrians</a> (Episode 1) Video: &lt; 2 min.</p> <p><a href="#">Protecting Pedestrians</a> (Episode 2) Video: &lt; 2 min.</p>
 <h4>7. BIKE + E-BIKE SAFETY</h4> <ul style="list-style-type: none"> <li>• Class 1 &amp; 2 e-bikes may be allowed on sidewalks—but not in busy areas, downtown zones, or anywhere posted. When in doubt, ride in designated bike lanes.</li> <li>• When riding on roads or bike lanes, be sure that you're riding in the correct direction.</li> <li>• <a href="#">FDOT E-Bike Rules as of 07/2025</a></li> <li>• <a href="#">Know The Difference</a></li> </ul>	<p>👉 "Sidewalk use varies by city. Many areas (including parts of Destin and Okaloosa County) restrict e-bikes in high-pedestrian zones."</p> <p>👉 Local governments can override state guidelines and ban e-bikes in high traffic areas such as; Boardwalks, Piers, Harbor areas, Downtown zones, and Tourist-heavy sidewalks.</p>

<p> <b>8. WATER &amp; BOATING SAFETY</b></p> <ul style="list-style-type: none"> <li>• Follow no-wake zones</li> <li>• Watch for swimmers near sandbars</li> <li>• Use life jackets when appropriate</li> </ul>	<p> Crab Island areas get crowded quickly. Regardless of how experienced a boater you may be, consider boat activities with a licensed Captain.</p>
<p> <b>9. TRAFFIC &amp; LOCAL DRIVING</b></p> <ul style="list-style-type: none"> <li>• Avoid Destin bridges mid-day</li> <li>• Use early morning / late evening travel</li> <li>• Watch for pedestrians &amp; bikes</li> </ul>	<p> Traffic delays are predictable—plan around them.</p> <p>Parking is limited and sometimes pricey. Consider paid transportation such as Uber, Lyft, or a local transport service.</p>
<p> <b>10. GOLF CARTS + LSVs</b></p> <ul style="list-style-type: none"> <li>• Driver's License: All operators must have a valid driver's license.</li> <li>• Passenger Capacity: Limited to the number of available, properly installed seats.</li> <li>• See Golf Cart Operation &gt;&gt;</li> </ul>	<p> See below for Golf Cart and LSV rules.</p> <p><a href="#">Golf Cart Operations</a></p>
<p> <b>11. WEATHER AWARENESS</b></p> <ul style="list-style-type: none"> <li>• Avoid Destin bridges mid-day</li> <li>• Use early morning / late evening travel</li> <li>• Watch for pedestrians &amp; bikes that are trying to navigate the weather as well.</li> </ul>	<p> Storms build fast on the Gulf Coast.</p> <p>The weather changes quickly. Check the forecast AND radar before canceling plans.</p>
<p> <b>12. TOURIST &amp; GENERAL SAFETY</b></p> <ul style="list-style-type: none"> <li>• Lock vehicles</li> <li>• Don't leave valuables visible</li> <li>• Stay aware in nightlife areas</li> <li>• Use well-lit parking areas</li> </ul>	<p> Most issues are preventable with awareness.</p> <p>Check for credit/debit cards, keys, phone, etc. after purchases.</p> <p>Don't wear it in the water if you don't want to risk losing it in the water.</p>

# Okaloosa Beach Safety Video

If you don't have time to do anything else, watch this video.


## [QUICK BEACH SAFETY VIDEO](#)

*(2 minutes 18 seconds)*

Across all of these Florida Panhandle counties, the universal rule for beach digging is simple: Any hole you dig must not be left unattended, must never exceed a depth of 2 feet, and must be completely filled in flat before you leave the beach.

## Local Resources

To keep updated with events and activities closer to your arrival, visit our websites and Facebook pages.



Leave a review on us or any of the many business, activities, or events mentioned in your itinerary or found on your own while here. We appreciate your feedback.

### Thinking About Owning a Piece of Home?

During your stay you may be interested in viewing real estate market statistics and/or taking a look at some actual homes on the market. If that's the case, feel free to contact me through my Facebook page [Edward "Ed" Menser, with Eglin Realty, Inc.](#)

### Protect Your Waters Most

If you haven't already done so, now might be a good time to level up you and your family's life insurance needs. I'd be happy to put you in touch with a Life Insurance representative licensed in your state.

# DAY 1 — Wednesday, July 29

Sunrise: 5:59 AM | Sunset: 7:40 PM

## Morning

Arrival

## Afternoon

Okaloosa Island Boardwalk Beach

## Lunch

Pick from a Boardwalk restaurant

## Evening

Okaloosa Island Boardwalk

Boardwalk beach walk and sunset.

## Dinner

Primary: The Crab Trap

[Website](#) | Okaloosa Island, FL | 850-301-0911

Option: Rockin Tacos

[Website](#) | Okaloosa Island, FL | Phone variable On Website

## Signature Sky Event

Full Moon period and Boardwalk Summer Fireworks.

Why it fits:

- First day of the experience
- Minimal drinking
- Get started immediately
- Fireworks intentionally routed
- Strong first impression

# DAY 2 — Thursday, July 30

## Morning

Helicopter Tour (Preferred Priority)  
Destin area helicopter experience.

## Afternoon

Destin Harbor District

## Lunch

Primary: LuLu's Destin  
[Website](#) | Destin, FL | 850-710-5858

Option: Boshamps Seafood & Oyster House  
[Website](#) | Destin, FL | 850-424-7406  
Explore Harbor Boardwalk and marina activity.

## Evening

HarborWalk Village

## Dinner

Primary: The Edge Seafood Restaurant SkyBar  
[Website](#) | Destin, FL | 850-659-3549



Option: McGuire's Irish Pub Destin  
[Website](#) | Destin, FL | 850-659-3549  
9:00 PM HarborWalk Fireworks

Why it fits:

- Preferred helicopter request fulfilled
  - HarborWalk remains walkable
  - Fireworks anchored correctly
  - Florida waterfront atmosphere
-

# DAY 3 — Friday, July 31

Or

<p> <b>Morning</b> Air Force Armament Museum Historic military exhibits and indoor comfort.</p> <p> <b>Afternoon</b> Fort Walton Beach</p> <p><b>Lunch</b> Primary: Jake &amp; Henry's <a href="#">Website</a>   Fort Walton Beach, FL   850-226-7200</p> <p>Option: Stewby's Steamer &amp; Market <a href="#">Website</a>   Fort Walton Beach, FL   850-226-8700 Explore local shops and Landing area.</p> <p> <b>Evening</b> Waterfront Dining Night</p> <p><b>Dinner</b> Primary: The Gulf <a href="#">Website</a>   Okaloosa Island Area   850-387-1300</p> <p>Option: AJ's On The Beach <a href="#">Website</a>   Fort Walton Beach, FL   850-226-7579</p> <p>Sunset waterfront relaxation.</p>	<p> <b>Morning</b>  <b>Hotel / Resort Recommendations</b>  <b>Resort Day Pass</b></p> <p> <b>The Island Resort at Fort Walton Beach</b></p> <p>Website: <a href="https://www.islandfl.com">https://www.islandfl.com</a> Directions: <a href="#">Map</a> Phone: (850) 337-9194</p> <p> <b>Why it fits</b>   Relaxation pool + beachfront vibe   Slightly more urban Destin</p>
---	--

Why it fits:

- Museum request fulfilled
- Local family-friendly pace
- Avoids heavy tourist traffic
- Strong waterfront atmosphere

# DAY 4 — Saturday, August 1

## Morning

### Flexible Favorites Day

Farmers Market Opportunity

Fort Walton Beach Landing Market (if operating on scheduled weekend) or Grand Boulevard Farmers Market.

Choose favorites from:

- HarborWalk Village
- Okaloosa Island Beach
- Helicopter Tour area
- Downtown Fort Walton Beach
- Air Force Armament Museum revisit

## Afternoon

### Lunch

Primary: Boshamps Seafood & Oyster House

[Website](#) | Destin, FL | 850-424-7406

Option: LuLu's Destin

[Website](#) | Destin, FL | 850-710-5800

## Evening

### Dinner

Option: McGuire's Pub, Destin

[Website](#) | Destin, FL | Phone: 850-0000

Option: Casa Verde

[Website](#) | Destin, FL | Phone Available On Website

Why it fits:

- Flexible final full day
- Allows repeat favorites
- Lower stress before departure
- Supports weather recovery
- Feels like a real vacation

# DAY 5 — Sunday, August 2

Departure Morning

Light coffee and departure.

No scheduled activities.

---

## CONDITIONS SNAPSHOT

Air Temperature:  
Upper 80s to low 90s

Water Temperature:  
84–87°F

Water Clarity:  
Generally good, weather dependent

Seagrass:  
Moderate possibility

Marine Life:  
Dolphins common

Jellyfish:  
Moderate possibility

Crowds:  
Moderately high summer

Traffic:  
Moderate to heavy

Beach Times:  
Best before 10:30 AM or after 5:00 PM

Afternoon Storms:  
Typical summer popup storms possible

---



## TRIP SCORE

Water:	9.1
Weather:	8.2
Marine Life:	8.5
Seagrass:	6.8
Crowds:	7.2
Traffic:	7.0
Routing:	9.0
Experience Fit:	9.2

Overall Trip Score: 8.4 / 10

Excellent fit for:

- Visiting family
- First-time visitors
- Gulf Coast atmosphere
- Waterfront dining
- Balanced pacing
- Minimal stress



## TOP 5 MUST-DO EXPERIENCES

1. Helicopter
2. Oyster Island Fireworks Night
3. HarborWalk Fireworks Night
4. The Crab Trap Gulf-Front Dinner
5. Air Force Armament Museum

# VACATION MEMORY PAGES

- Favorite Moments

SAMPLE PLAN

# VACATION MEMORY PAGES

- Best Meal

SAMPLE PLAN

# VACATION MEMORY PAGES

- Funniest Memory

SAMPLE PLAN

# VACATION MEMORY PAGES


- What We'd Do Again

SAMPLE PLAN

# VACATION MAP

- Mark Where You Stayed and Your Favorite Spots (Post-it Notes or Stickers)

## Fort Walton Beach



# Online Amazon Store

 Build Your Vacation Memory Book or Frame Your Cover Photo

Turn this itinerary into a keepsake you'll revisit for years.

These tools help you store photos, notes, and memories from your trip.

You are under no obligation to use any of the items.

## Albums & Books:

[Photo Album Self Adhesive Pages for 4x6 5x7 8x10 Pictures Magnetic Scissors Photo Albums with Sticky Pages Books with A Metallic Pen for Baby Wedding Family 11x17 Grey 40 Pages](#)

[Sooez 72 Pocket Binder with Plastic Sleeves & Elastic Band, Large Capacity 8.5x11 Presentation Book Display 144 Pages, Art Portfolio Document Folder with Tear Sheet Protectors for Office School](#)

[SEEHAN Leather Scrapbook Photo Album 8.5x11 inch Travelling Journal Scrap Book, Love Memory Photo Book for Couples Scrap Book Family Photo Album Vintage Scrapbook](#)

[Ovesmusl Leather 3 Ring Binder Fits 8.5 x 11" Letter Size Paper, 1 Inch Round Ring Binder Holds 200 Sheets, Notepad Paper Cover, Letter Organizer, Brown Tree](#)

[ZEEYUAN DIY Scrapbook Photo Album 60 Pages Leather Memory Photo Book 8.5x11 inch, Vintage Travelling Scrapbook Family Scrap Book Scrapbooking Supplies Kits for Couples](#)

[Printworks It's About Us Photo Album – Elegant Multicolor Coffee Table Photo Book – Large Picture Album with 20 Pages Writing Space & Expandable Design – Fits 4x6 Pictures](#)

[Vintage Leather 3 Ring Binder, 1 Inch D Ring, Holds 8.5" x 11" Paper Letter Size, Brass Corner Protectors, Faux Leather Cover, Professional Office & School Binder \(1 Pack, Coffee, 1 Inch\)](#)

## Frames:

[CJMY 8.5x11 inch Picture Frame Black for Certificate Poster and Photo, Horizontal and Vertical Formats for Wall Hanging or Tabletop, 8.5x11 Frame with Shatter Resistant Plexiglass, Black](#)