



The third and final installment of Reliability Rally 2022 was an enormous success! Gilbert, WV served as the ideal basecamp for our low-buck on-road fun! In total, 29 of us safely guided our \$1000 (or less) machines over 2 days of riding and 430 miles. RRWV had the coolest HQ yet, an old autobody shop turned into biker hangout, complete with indoor bike show, pool tables and jukebox. The RR will most definitely be back! The Reliability Rally donated \$600 to the Neighborhood Resilience Project, bringing our 2022 total to \$2600!

The Roster

Alex L. Virago 250
Charles P. SV650S
Chris D. KZ1000 LTD
Chris S. 86 VF500F
CJ D. GPZ900R
Cody M. Silverwing 600
Colin G. 91' Bandit 400
Dale M. 04' Ninja 500
David B. 74' Honda CB350F
Doug A. 85' Goldwing
Harry C. 74' RD350
Irv H. 84' VF 700
Jim G. 98' CBR600F3
John B. Vstrom 650
Jon P. Suzuki Savage 650
Jordan K. 06' Buell H2SR
Justin S. SV650
Louis T. Nighthawk 750
Mark C. 06' Buell Blast
Mark E. 83' CX650C
Max H. Honda 919
Paul D. 86' Yamaha Radian
Ray M. 92' TDM 850
Roland A. 85' VF1100F
Ryan G. 99' Rebel 250
Tina G. CB900C
Todd B. 78' GS750
Travis C. BMW R850R
Pat G. Chase Vehicle

The RR Benefits:



A Pittsburgh, PA Charity

Sunday:
The Coal
Country loop!



Saturday:
WV16, and the
Back of the
Dragon!

Routes created with
inspiration and guidance from:



Indoor Parking?... You bet!

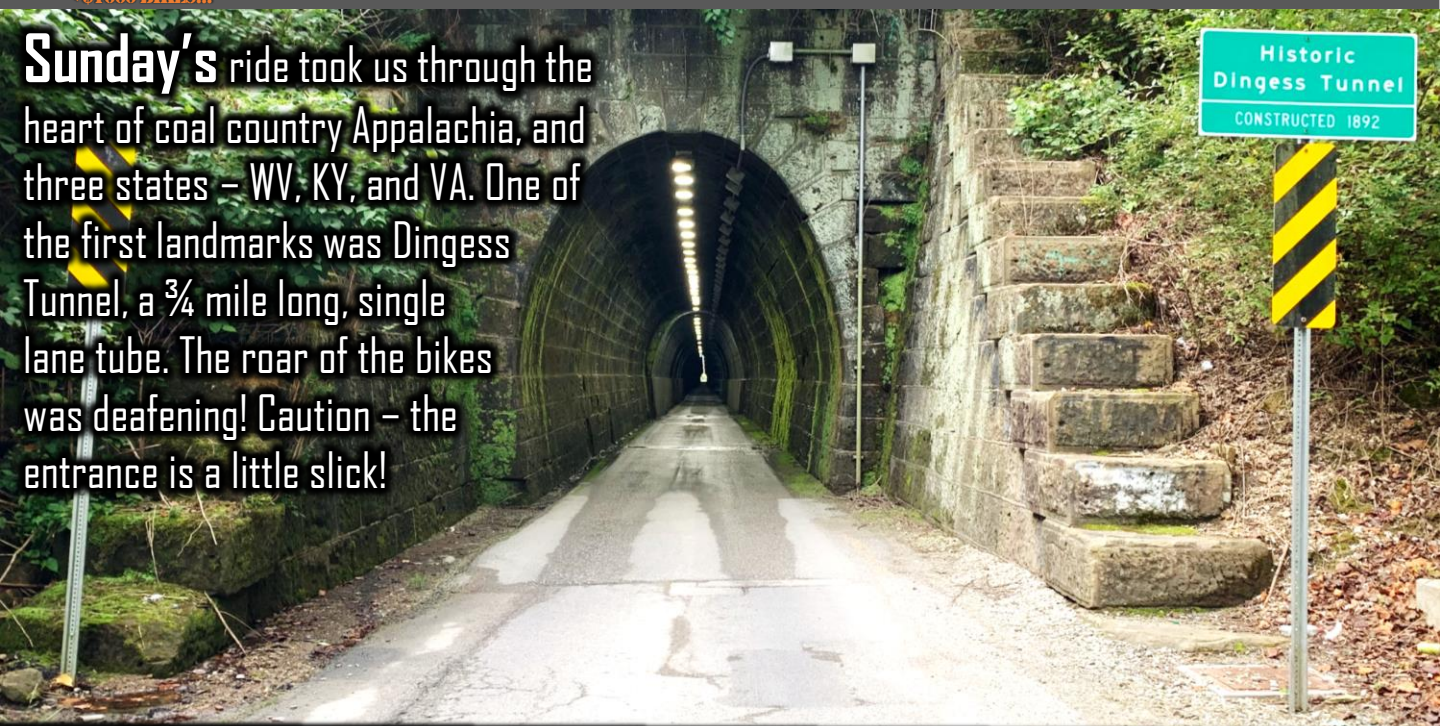
Reliability Cost Acceleration Fuel Economy Best Mods Slow Race Rider's Choice



Lining up the garbage for a group shot!



Sunday's ride took us through the heart of coal country Appalachia, and three states – WV, KY, and VA. One of the first landmarks was Dingess Tunnel, a $\frac{3}{4}$ mile long, single lane tube. The roar of the bikes was deafening! Caution – the entrance is a little slick!



The group cautiously entering the tunnel.



The "Grand Canyon of the East" made for a perfect scenic stop.

Pat did a killer job manning the chase truck all weekend. Fortunately (or sadly) his services were needed once, when Mark's Buell Blast tried to drop its engine!



Nothing gets the adrenaline pumping on a foggy Sunday morning quite like a Slow Race! Jordan took top honors on his Buell 1125R.



Ryan made a valiant effort for "Best Modification" vote with his spooky 1999 Honda Rebel 250. The word is - not all of those parts stayed attached for all 430 miles! Earning votes is an essential part to winning the RR.



Cody making his acceleration test run. The Silverwing 600 had a questionably fast time!

It helps to have some friends and a box of wrenches.



KZ1000 =
raw power



Chris and his cool little VF500F Interceptor flexes some muscles.



In the end, the core of the Reliability Rally is about riding the best roads on dirt cheap motorcycles, all while fostering camaraderie and friendship over good food and good times. I believe that we succeeded! Stay tuned for an even bigger 2023!

-Colin Gorey

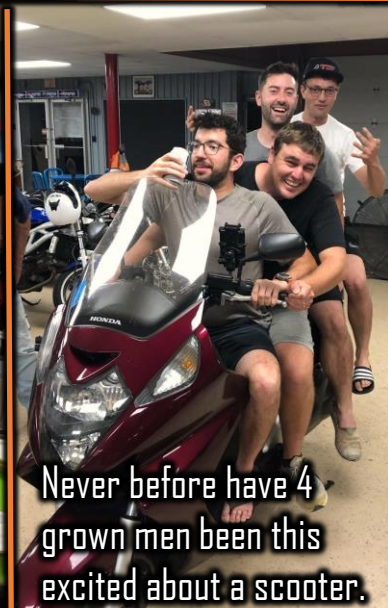
The group hanging out at our acceleration test location.



FACT: riding motorcycles will make you hungry and thirsty.



FACT: the RR has you covered!



Never before have 4 grown men been this excited about a scooter.

Ray won a set of brand new Shinko Tires!



New friends talking shop over some cold beverages.

Top 10

RIDER	Bike	Purchase Price		Reliability		1/8 Mile Acceleration		Fuel Econ		70.4	Slow Race		Best Mods		Rider's Choice		Total Score	Overall Rank
		Price	Pts.	# stops	Pts.	1/8 mile	Pts.	Gallons	MPG		Time	Pts.	Votes	Pts.	Votes	Pts.		
Jordan K.	06 Buell 1125R	\$995	12	0	20	7.1	18	2.87	24.53	1	21.7	20	0	0	3	8	87	1
Cody M.	Silverwing 600	\$500	18	0	20	7.2	17	1.48	47.57	11	14.4	11	0	0	2	6	83	2
David B.	74' Honda CB350F	\$150	19	0	20	13.5	1	1.15	61.22	17	12.55	5	14	10	6	10	82	3
Chris S.	86 VF500F	\$800	16	0	20	7.1	18	1.73	40.69	6	19.6	19	0	0	0	0	79	4
Ryan G.	99 Rebel 250	\$950	13	0	20	11	1	0.64	110.00	19	15.66	13	7	8	1	4	78	5
Jim G.	98' CBR600F3	\$0	20	0	20	6	20	1.64	42.93	9	12.28	4	0	0	0	0	73	6
Charles P.	SV650S	\$1,000	11	0	20	7.6	14	1.3	54.15	14	14.2	9	0	0	1	4	72	7
Max H.	Honda 919	\$1,000	11	0	20	7.4	16	1.68	41.90	7	19.3	18	0	0	0	0	72	7
Harry C.	74 RD350	\$850	15	0	20	8	11	1.78	39.55	4	10.48	1	0	0	6	10	69	8
Justin S.	SV650	\$1,000	11	0	20	7.8	12	1.5	46.93	10	17.3	15	0	0	0	0	68	9
Tina G.	CB900C	\$0	20	0	20	8	11	1.25	56.32	16	8	1	0	0	0	0	68	9
Mark C.	06 Buell Blast	\$500	18	1	10	10.5	2	1.1	64.00	18	18.3	17	0	0	0	0	67	10



Rider's Choice Vote




RIDER	Bike	Rider's Choice	
		Votes	Pts.
1 David B.	74' Honda CB350F	6	10
1 Harry C.	74 RD350	6	10
2 Jordan K.	06 Buell 1125R	3	8
2 Mark E.	83' CX650C	3	8
3 Cody M.	Silverwing 600	2	6
3 Dale M.	04 Ninja 500	2	6



Best Modifications

1



RIDER	Bike	Best Mods	
		Votes	Pts.
1 David B.	74' Honda CB350F	14	10
2 Ryan G.	99 Rebel 250	7	8
3 Chris D.	KZ1000 LTD	1	6
3 John B.	Vstrom 650	1	6
3 Ray M.	92' TDM 850	1	6
3 Todd B.	78 GS750	1	6
3 Travis C.	R850R	1	6

2



3



3



1



Acceleration



RIDER	Bike	1/8 Mile Acceleration	
		1/8 mile	Pts.
1 Jim G.	98' CBR600F3	6	20
2 Irv H.	84' VF 700	6.6	19
3 Chris S.	86 VF500F	7.1	18
3 Jordan K.	06 Buell 1125R	7.1	18
4 Cody M.	Silverwing 600	7.2	17
5 Max H.	Honda 919	7.4	16

2



3



Fuel Economy

RIDER	Bike	Distance (mi)		70.4
		Fuel Econ		
		Gallons	MPG	Pts.
1 Alex L.	Virago 250	0.6	117.33	20
2 Ryan G.	99 Rebel 250	0.64	110.00	19
3 Mark C.	06 Buell Blast	1.1	64.00	18
4 David B.	74' Honda CB350F	1.15	61.22	17
5 Tina G.	CB900C	1.25	56.32	16



Slow Race

RIDER	Bike	Slow Race	
		Time	Pts.
1 Jordan K.	06 Buell 1125R	21.7	20
2 Chris S.	86 VF500F	19.6	19
3 Max H.	Honda 919	19.3	18
4 Mark C.	06 Buell Blast	18.3	17
5 Jon P.	Suzuki Savage 650	17.6	16



Cost

RIDER	Bike	Purchase Price	
		Price	Pts.
1 Jim G.	98' CBR600F3	\$0	20
1 Tina G.	CB900C	\$0	20
2 David B.	74' Honda CB350F	\$150	19
3 CJ D.	GPZ900R	\$500	18
3 Cody M.	Silverwing 600	\$500	18
3 Mark C.	06 Buell Blast	\$500	18





