

# MICRO BIRD G5 ELECTRIC - SCHOOL BUS

## *The Industry Leader.*



**Tested & approved**



Versatile transportation for up to 30 passengers



Special needs Micro Bird with double-leaf wheelchair doors offer protection on both sides of the lift, thus adding to passenger safety, while offering superior weather seal and door strength.



Integrated child seats and 3-point lap and shoulder seat belts are available for enhanced safety and versatility.



Maximum visibility of loading zone is provided by fully-glassed entrance door and unobstructed "More-View" window. Standard 32" electric double-opening door.



# MICRO BIRD G5 ELECTRIC - SCHOOL BUS

BODY DIMENSION	Ford	
Model	200	200C
Max passenger capacity	30	18
Number of rows	5	5
Exterior length overall	283"	283"
Exterior width overall	96"	96"
Exterior height overall	113"	118"
Interior floor length	177.25"	177.25"
Interior width at hip	93"	93"
Interior height at center line	76"	76"
Entrance door	32" X 77"	32" X 82"
Side windows	35" X 30"	35" x 30"

CHASSIS		
Model	200	200C
Wheelbase	158"	158"
GVWR	14,500 lbs	
Transmission	2 Speeds	

POWER TRAIN	
Maximum speed	75 MPH (120 km/h)
Autonomy	Up to 100 miles (160 km)
Motor	Electric Borg-Warner Remy
Power	215 HP (160kW)
Torque	206 lb-ft+ (280 N-m)
Drive	TM4

BATTERY	
Type	Lithium Ion (NMC)
Battery Capacity	88 kWh
Nominal Voltage	350 V
100% charge time	7 hours
Charging system	Level 2 - 13,2 KW

WARRANTY	
Electric Power	5 years / 60 000 miles (100 000 km)
Body	1 year / 12 000 miles (20 000 km)
Structure	5 years

OPTIONS
<ul style="list-style-type: none"> <li>• Audio/P.A. systems</li> <li>• Back-up sensors</li> <li>• Bumper Aluminium</li> <li>• Driver side auxiliary step</li> <li>• Child Check System</li> <li>• Entrance door grab handle</li> <li>• Floor plywood 5/8" &amp; marine grade</li> <li>• Integrated child seats</li> <li>• Lap and shoulder belt seating</li> <li>• Lift wheelchair tie-down</li> <li>• Light monitoring system</li> <li>• Luggage containment systems</li> <li>• Reflective exterior signs</li> <li>• Remote /heated mirrors</li> <li>• Rub rail skirt level</li> <li>• Vandal lock system</li> <li>• Wheelchair and occupant restraint system</li> <li>• Wheelchair lift with interlock device</li> </ul>
And many more...

SB-DRW ELECTRIC 11/20



## A GREEN SOLUTION

Considerable reduction in greenhouse gas emission



## RANGE

Reaches approximately 100 miles on one charge



## REDUCED COSTS

Electric powertrain requires less maintenance



**Reinforced Structure**

- Aluminum side body panels for longevity and low repair costs
- One piece galvanized steel roof bows
- HD package available for harsh driving conditions
- Extra structural reinforcement to meet stringent requirements



**Enhanced safety**

- Heavy-gauge steel side impact barriers
- Easy access to control panel
- Maximum visibility with the more-view window and the fully glassed entrance door



**Superior Insulation and Quietness**

- 1.5" fiberglass throughout
- Insulated roof bows
- Prevents condensation and corrosion
- Reduction of noise transfer into passenger compartment

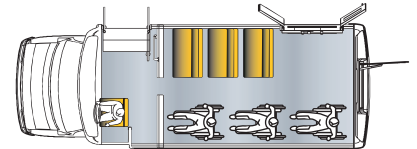
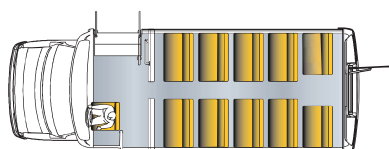
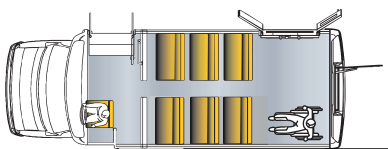


**Increased Comfort**

- Wider seating for superior comfort
- Wide body design creating large aisle
- Better compartmentalization
- Better knee clearance and modularity

## Seat plans

A wide range of configurations to better accommodate your needs



Specifications shown in this brochure were in effect at the time of printing. In keeping with its policy of continual improvement Micro Bird Inc. reserves the right to change specifications without incurring obligations.

Blue Bird. Built to Take on Tomorrow.

microbird.com



**MICRO BIRD**  
by **GIRARDIN**