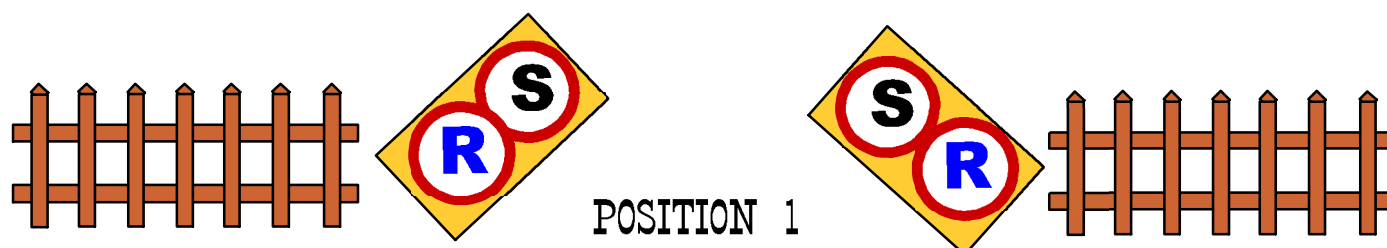
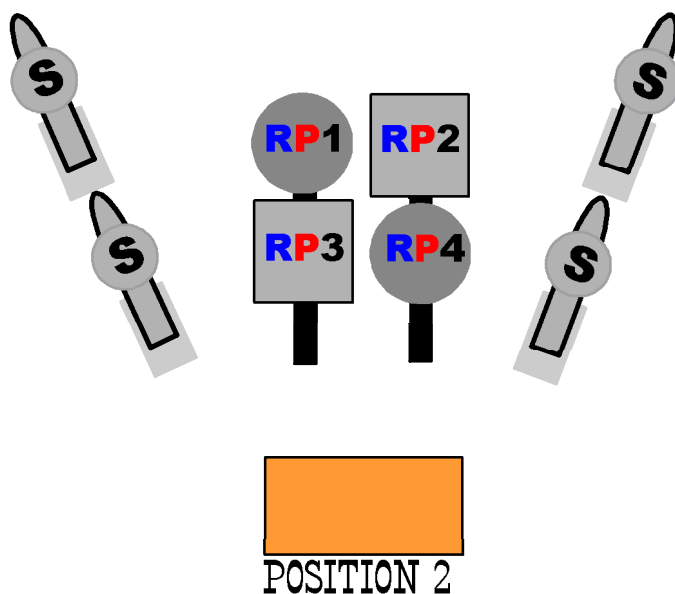


STAGE 1



START: STANDING @ POSITION 1 FISTS ON HIPS (angry!)

RIFLE LOADED WITH 10 ROUNDS STAGED ON EITHER TABLE @ POSITION 1.

SHOTGUN STAGED ON EITHER TABLE @ POSITION 1.

PISTOLS LOADED WITH 5 ROUNDS EACH AND HOLSTERED.

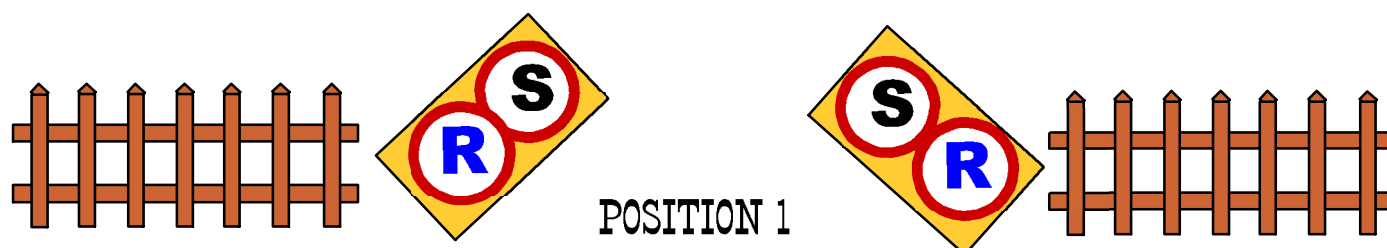
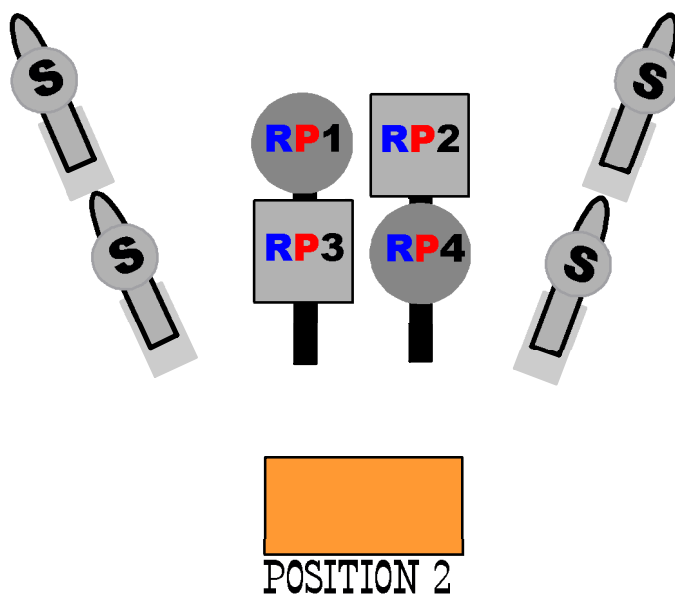
WHEN READY SAY: " I Owe How Much?!? "

AT THE BEEP: **With Rifle:** Engage the RP targets in a clockwise IRS sweep, starting on any target. Make rifle safe pointed into berm.

With Shotgun: from any one point between Position 1 and 2 engage the 4 knock-downs. Make shotgun safe at Position 1 (into berm) or 2.

With Pistols: From Position 2 engage the RP targets same instructions as rifle.

STAGE 2



START: STANDING @ POSITION 1 RIFLE LOADED WITH 10 ROUNDS
HELD IN BOTH HANDS.

PISTOLS LOADED WITH 5 ROUNDS EACH AND HOLSTERED.

SHOTGUN STAGED ON EITHER TABLE @ POSITION 1.

WHEN READY SAY: " I can't afford this. "


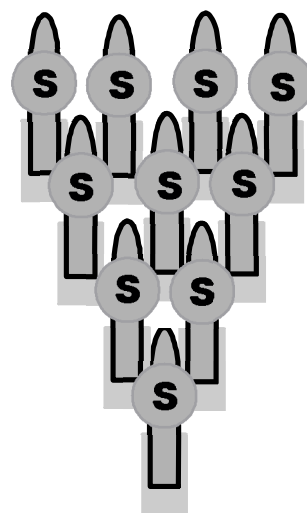
AT THE BEEP:

With Rifle: Engage the RP targets 4 on RP4, 3 on RP3, 2 on RP2, 1 on RP1.
Make rifle safe pointed into berm. Take shotgun to Position 2.

With Pistols: From Position 2 engage the RP targets same instructions as rifle.

With Shotgun: Engage the 4 knock-downs.

STAGE 3



POSITION 1



POSITION 2

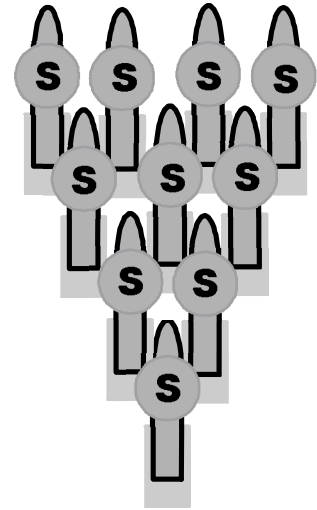


START: STANDING @ POSITION 1, RIFLE STAGED @ POSITION 1, LOADED WITH 10 ROUNDS. PISTOLS LOADED WITH 5 ROUNDS EACH AND HOLSTERED. SHOTGUN OPEN AND EMPTY STAGED @ POSITION 2.

WHEN READY SAY: " Here's Payment in Full "


AT THE BEEP: WITH RIFLE ENGAGE TARGETS 1 ON R1, 2 ON R2, 3 ON R1, 4 ON R2. MAKE RIFLE SAFE. ENGAGE PISTOL TARGETS SAME INSTRUCTIONS AS RIFLE. THEN MOVE TO POSITION 2 AND WITH SHOTGUN ENGAGE KNOCK-DOWNS TILL DOWN, ANY ORDER. STAGE OVER.

STAGE 4



NOTE:

**Shotgun Targets are
no-miss. 1 second bonus
each.**



POSITION 1



POSITION 2


 10 RIFLE 10 PISTOL 4 SHOTGUN
 

START: STANDING @ POSITION 1, HANDS UP ABOVE SHOULDERS. RIFLE STAGED @ POSITION 1, LOADED WITH 10 ROUNDS. PISTOLS LOADED WITH 5 ROUNDS EACH AND HOLSTERED. SHOTGUN OPEN AND EMPTY STAGED @ POSITION 2.


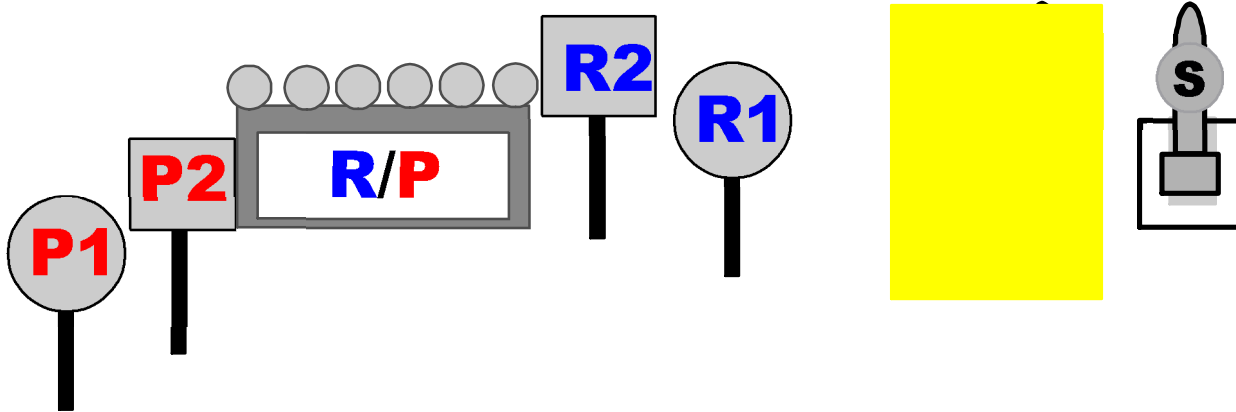
WHEN READY SAY: " Here's my Form 10-10-4 "

AT THE BEEP: WITH RIFLE ENGAGE TARGETS 4 ON R1, 3 ON R2, 2 ON R1, 1 ON R2. MAKE RIFLE SAFE. ENGAGE PISTOL TARGETS SAME INSTRUCTIONS AS RIFLE. THEN MOVE TO POSITION 2 AND WITH SHOTGUN ENGAGE KNOCK-DOWNS 4X ONLY, (NOTE: SHOTGUN TARGETS ARE NO-MISS. 1 SECOND BONUS EACH..)

STAGE 5

NOTE:

Engage the shotgun make up target once for each plate left standing to avoid misses.



	10 RIFLE	10 PISTOL	0+ SHOTGUN	
--	----------	-----------	------------	--

START: STANDING @ POSITION 1, HANDS AT SIDES.
 PISTOLS LOADED WITH 5 ROUNDS EACH AND HOLSTERED.
 RIFLE LOADED W/10 STAGED @ POSITION 1.
 SHOTGUN OPEN AND EMPTY STAGED @ POSITION 1 or 2.

WHEN READY SAY: " How big is that penalty?! "

--

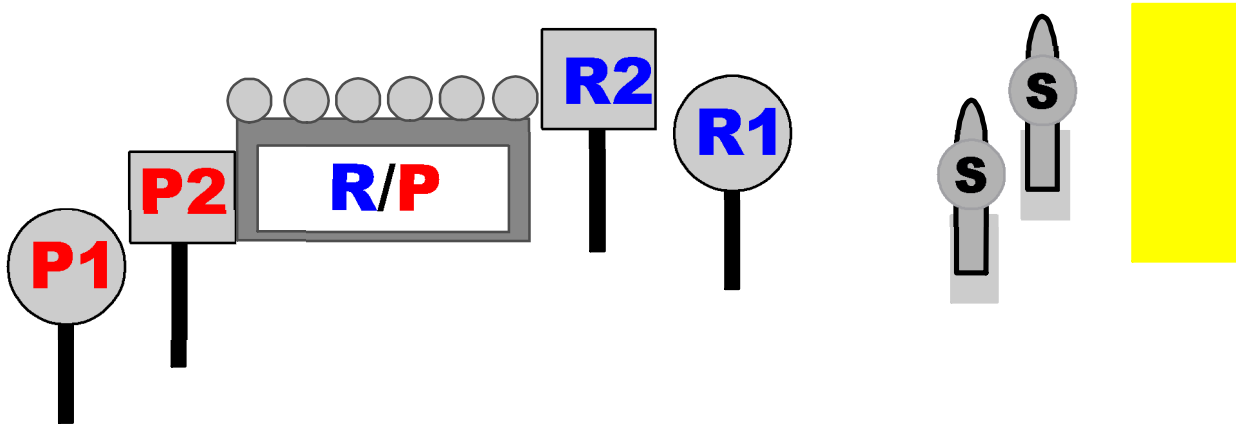
AT THE BEEP:

With pistols engage the pistol targets 1 on P1, 2 on P2, 3 on the RACK , 4 on P2.
 With rifle engage the rifle targets 1 ON R1, 2 on R2, 3 on the RACK, 4 on R2.
 Make rifle safe and if necessary retrieve shotgun and from positin 2 engage the shotgun make up target once for each plate left standing to avoid misses.

STAGE 6

NOTE:

Plate rack is no-miss, 1 second bonus for each plate down.



	10 RIFLE	10 PISTOL	2+ SHOTGUN	
---	----------	-----------	------------	---

START: STANDING @ POSITION 2, SHOTGUN IN HANDS.

PISTOLS LOADED WITH 5 ROUNDS EACH AND HOLSTERED.

RIFLE LOADED WITH 10 STAGED @ POSITION 1.

WHEN READY SAY: " I Love Tax Credits! "

--

AT THE BEEP:

With shotgun engage the 2 knock-downs. Make shotgun safe and move to Position 1.

With rifle engage the rifle targets 1 ON R1, 2 on R2, 3 on the RACK, 4 on R2.

With pistols engage the pistol targets 1 on P1, 2 on P2, 3 on the RACK , 4 on P2.

(Note: Plate rack is no-miss, 1 second bonus for each plate down.)