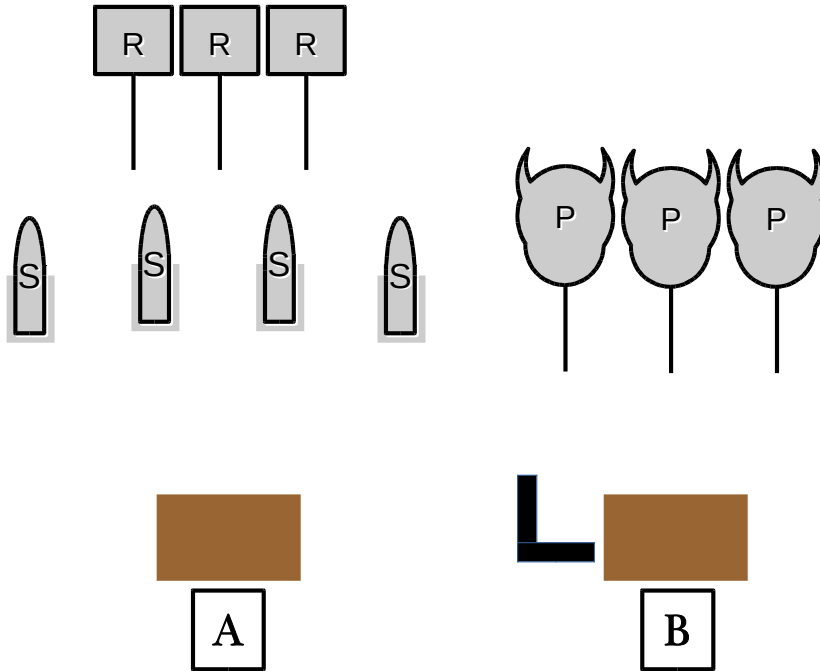


Stages By:
Fast Enuff

ORYGUN COWBOYS

STAGE 1



10 RIFLE 10 PISTOL 4+ SHOTGUN



START: Standing at either position. SASS default (hands at sides).

Rifle staged at A.

Shotgun staged at either position.

Pistols holstered.

LINE: “ People, people, people! “

AT THE BEEP: (Guns ANY order.)

At “A” with rifle: Sweep the 3 rifle targets, THEN place four shots on the middle target, THEN sweep the 3 rifle targets. Sweeps may be in either direction.

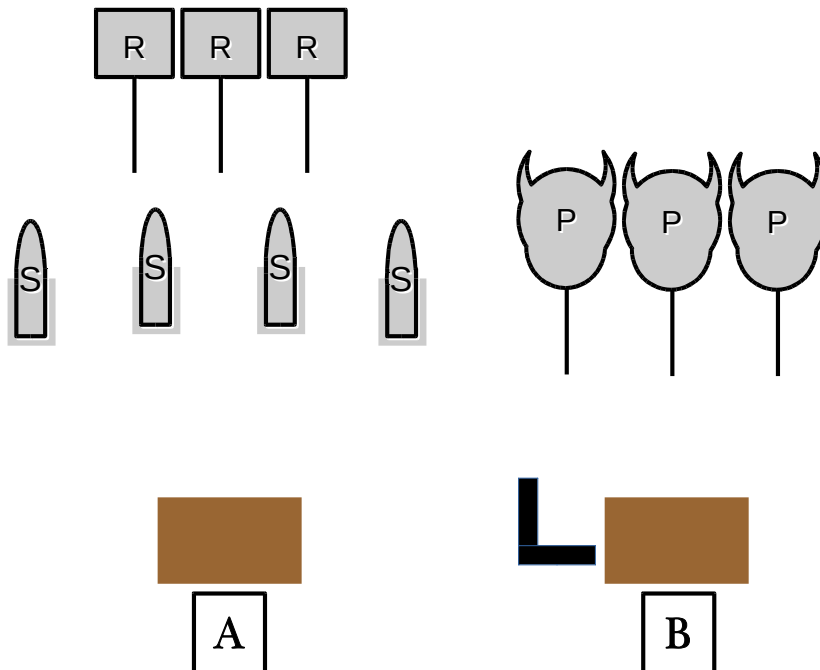
At “A” with shotgun: Engage the shotgun targets any order.

At “B” with pistols: Engage pistol targets same instructions as rifle.

Stages By:
Fast Enuff

ORYGUN COWBOYS

STAGE 2



10 RIFLE 10 PISTOL 4+ SHOTGUN



START: Standing at either position. SASS default (hands at sides).
Rifle staged at A.
Shotgun staged at either position.
Pistols holstered.

LINE: “ Swell party, where’s the whiskey? “

AT THE BEEP: (Guns ANY order.)

At “A” with rifle: Double tap each outside target then place one round on the center target. Repeat instruction for second 5 rounds.

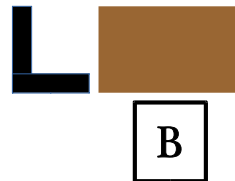
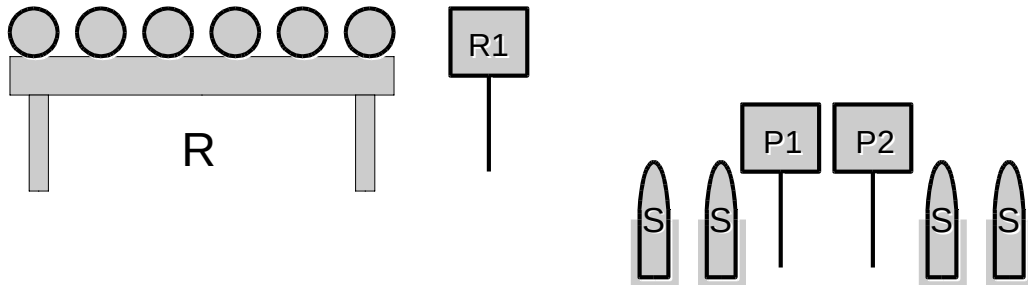
At “A” with shotgun: Engage the shotgun targets any order.

At “B” with pistols: Engage pistol targets same instructions as rifle.

Stages By:
Fast Enuff

ORYGUN COWBOYS

STAGE 3



★	10 RIFLE	10 PISTOL	4+ SHOTGUN	★
---	----------	-----------	------------	---

START: Standing at position A or B. Firearm of choice in hands.
Rifle staged at A.
Shotgun staged at A or B.
Pistols holstered.

LINE: “ The heck I won’t. “

AT THE BEEP:

At “A” with rifle: Engage plates until down, placing any remaining rounds on R1.

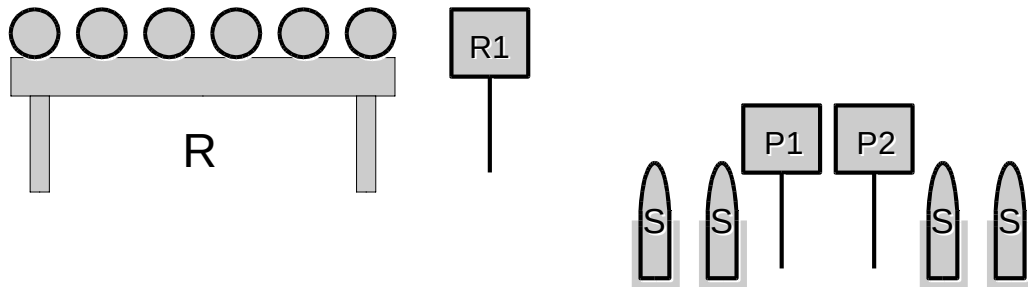
At “B” with pistols: Engage pistol targets 1,2,2,1,2,2,1,2,2,1. (must start on P1)

At “B” with shotgun: Engage the shotgun targets any order.

Stages By:
Fast Enuff

ORYGUN COWBOYS

STAGE 4



10 RIFLE 10 PISTOL 4+ SHOTGUN



START: Standing at position A or B. Hands on hat or top of head.

Rifle staged at A.

Shotgun staged at A or B.

Pistols holstered.

LINE: “ Such vulgarity, somebody should do something. “

AT THE BEEP:

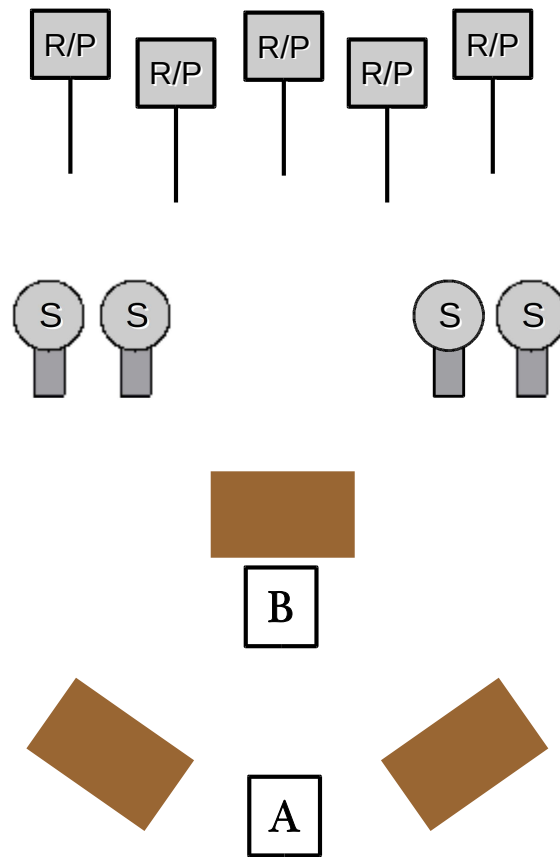
At “A” with rifle: Engage plates until down,
placing any remaining rounds on R1.

At “B” with pistols: Place 5 rounds on each pistol target, NO quintuple(5) taps.

At “B” with shotgun: Engage the shotgun targets any order.

ORYGUN COWBOYS

STAGE 5



10 RIFLE 10 PISTOL 4+ SHOTGUN



START: Standing at position A, Rifle or Shotgun in hands.
Other long gun staged on either table at position A.
Pistols holstered.

LINE: “ Fetch my Greener. “

AT THE BEEP: (Rifle or shotgun may be first, pistols must be last. Long guns must be made safe at A pointed into berm or taken to B.)

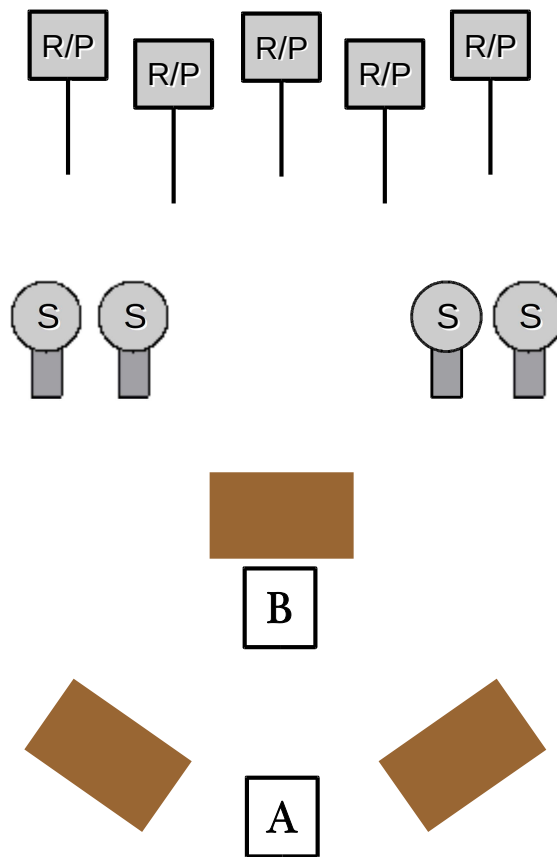
At A with shotgun: Engage the 4 shotgun fallers.
Make shotgun safe on either table pointed into berm.

At A with Rifle: Sweep all the targets then engage the center three targets in a 2-1-2 sweep. (sweeps may be in either direction).

At B with pistols: Engage pistols targets same instructions as rifle.

ORYGUN COWBOYS

STAGE 6



10 RIFLE 10 PISTOL 4+ SHOTGUN



START: Standing at position A, Rifle or Shotgun in hands.
Other long gun staged on either table at position A.
Pistols holstered.

LINE: “ I’ve got a touch of a hangover, don’t push me. “

AT THE BEEP: (Rifle or shotgun may be first, pistols must be last. Long guns must be made safe at A pointed into berm or taken to B.)

At A with shotgun: Engage the 4 shotgun fallers.
Make shotgun safe on either table pointed into berm.

At A with Rifle: Starting on either end, double tap sweep all RP targets.
Make rifle safe on either table pointed into berm or take with you to B.

At B with pistols: Engage pistols targets same instructions as rifle.