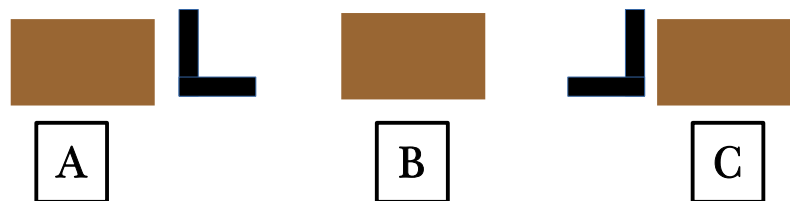
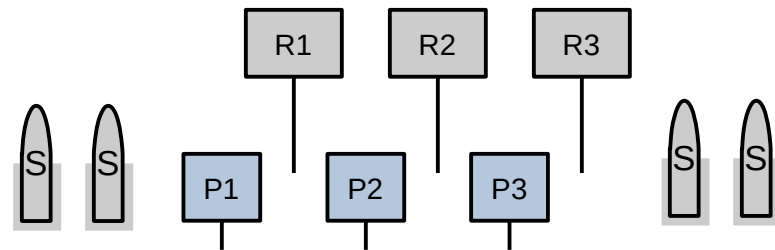


Stages By:
Fast Enuff

ORYGUN COWBOYS

STAGE 1



10 RIFLE 10 PISTOL 4+ SHOTGUN



START: Standing at any position, hands on belt.

Rifle staged at any position.

Shotgun staged at any position.

Pistols holstered.

LINE: “ Let’s Bite the Bullet. “

AT THE BEEP: Guns may be shot in any order.

At B with rifle: Starting on the same end each time, sweep R1-R3 3 times.
Then place the 10th round on any rifle target.


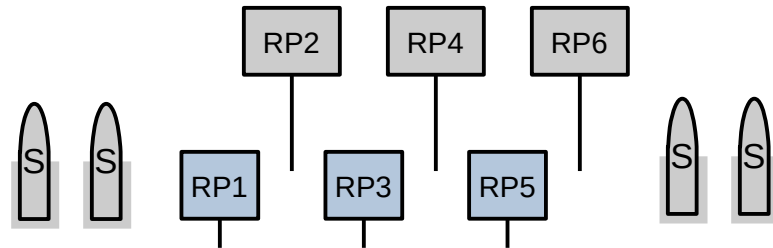
At B with pistols: Engage the pistol targets same instructions as rifle.

At A and C with shotgun: Engage 2 shotgun targets from each position.

Stages By:
Fast Enuff
(Based on NW
Regional 2024)

ORYGUN COWBOYS

STAGE 2



10 RIFLE

10 PISTOL

4+ SHOTGUN



START: Standing at any position, hands on firearm of choice.

Rifle staged at any position.

Shotgun staged at any position.

Pistols holstered.

LINE: “ I’m goin’ for broke. “

AT THE BEEP: Guns may be shot in any order.

At B with rifle and pistols as necessary:

Starting on the left, engage the RP targets as follows:

1 shot, 2 shots, 1 shot, 3 shots, 1 shot, 4 shots, then back 1 shot, 3 shots, 1 shot, 2 shots, 1 shot.

(another way to read number of shots on each target from left to right:


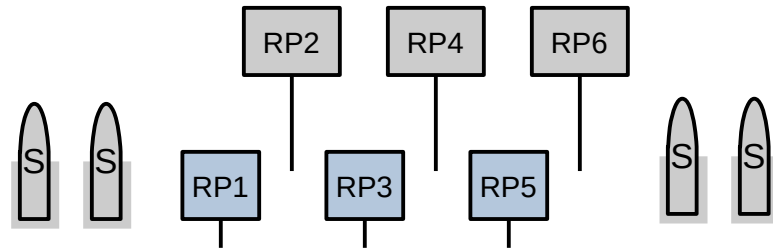
1,2,1,3,1,4 then back 1,3,1,2,1)

At A and C with shotgun: Engage 2 shotgun targets from each position.

Stages By:
Fast Enuff

ORYGUN COWBOYS

STAGE 3



10 RIFLE 10 PISTOL 4+ SHOTGUN



START: Standing at any position, at the ready.

Rifle staged at any position.

Shotgun staged at any position.

Pistols holstered.

LINE: “ Time to take the gloves off. “

AT THE BEEP: Guns may be shot in any order.

At B with rifle and pistols as necessary:

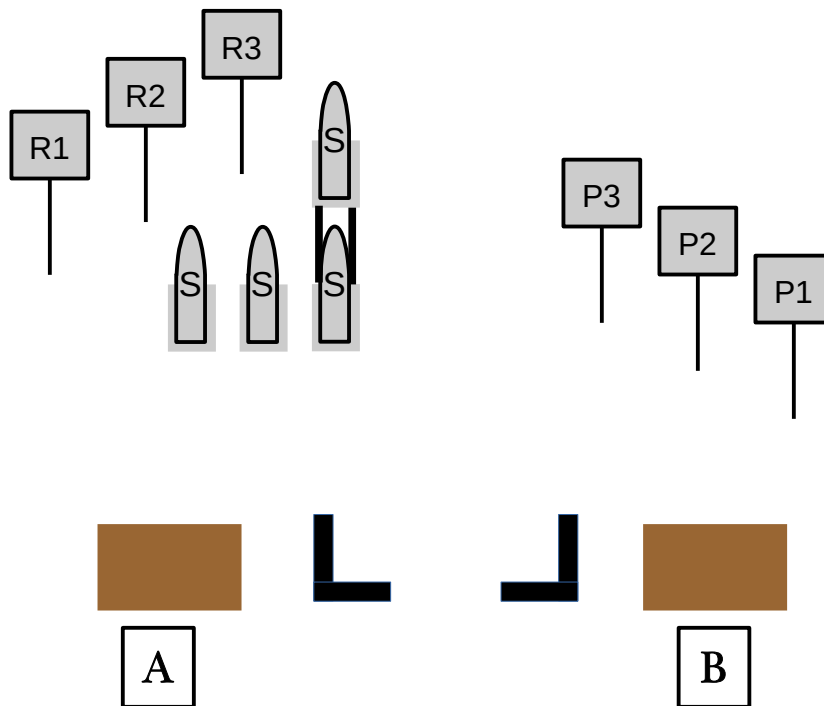
Place at least 3 rounds on each RP target.

At A and C with shotgun: Engage 2 shotgun targets from each position.

Stages By:
Fast Enuff

ORYGUN COWBOYS

STAGE 4



10 RIFLE

10 PISTOL

4+ SHOTGUN



START: Standing at Position A, hands flat on table.

Rifle staged at A.

Shotgun staged at any position.

Pistols holstered.

LINE: “ No holds barred. “

AT THE BEEP: Rifle or Shotgun may be first.

At A with rifle: Engage rifle targets as follows:

R2, R1,R1, R2, R3,R3, R2, R1,R1, R2.

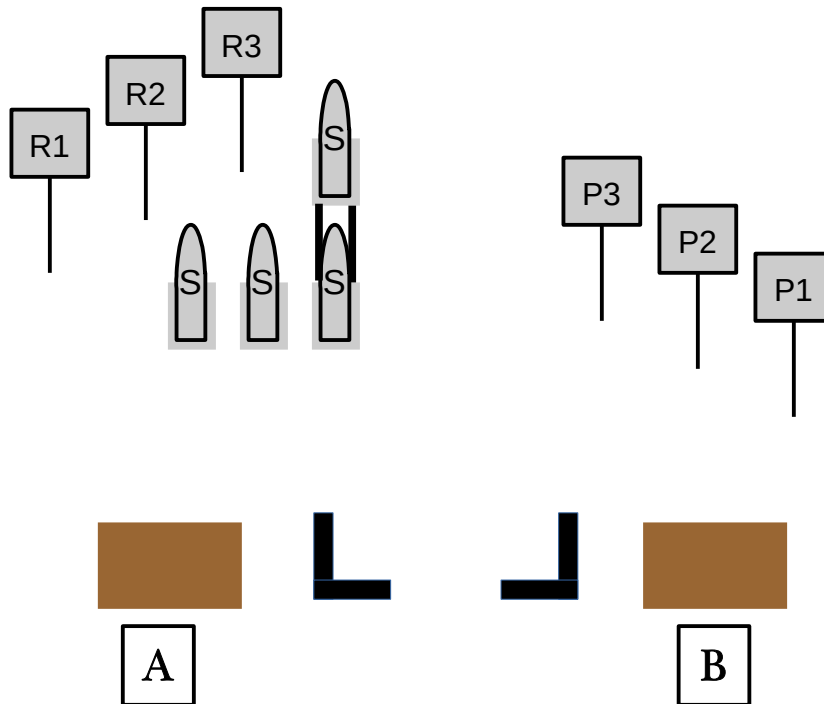
At A with shotgun: Engage the 4 shotgun targets.

At B with pistols: Engage rifle targets same instructions as pistols.

Stages By:
Fast Enuff

ORYGUN COWBOYS

STAGE 5



	10 RIFLE	10 PISTOL	4+ SHOTGUN	
---	----------	-----------	------------	---

START: Standing at Position B, hands on pistol(s).

Rifle staged at A.

Shotgun staged at any position.

Pistols holstered.

LINE: “ Let ‘er rip. “

AT THE BEEP:

At B with pistols: Triple tap each outside target then place 4 rounds on P2.

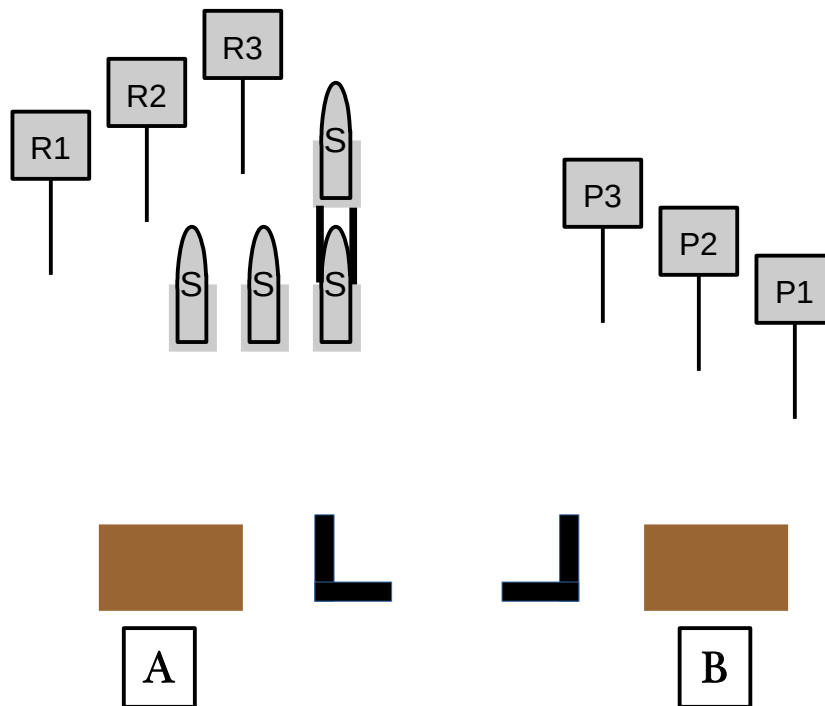
At A with rifle: Engage rifle targets same instructions as pistols.

At A with shotgun: Engage the 4 shotgun targets.

Stages By:
Fast Enuff

ORYGUN COWBOYS

STAGE 6



	10 RIFLE	10 PISTOL	4+ SHOTGUN	
---	----------	-----------	------------	---

START: Standing at any position, at the ready.

Rifle staged at A.

Shotgun staged at any position.

Pistols holstered.

LINE: “ Katie bar the door. “

AT THE BEEP: Guns may be shot in ANY order.

At A with rifle: Starting on either end, continuous Nevada sweep R1-R3 for 10 rounds.

At B with pistols: Engage pistol targets same instructions as pistols.

At A with shotgun: Engage the 4 shotgun targets.