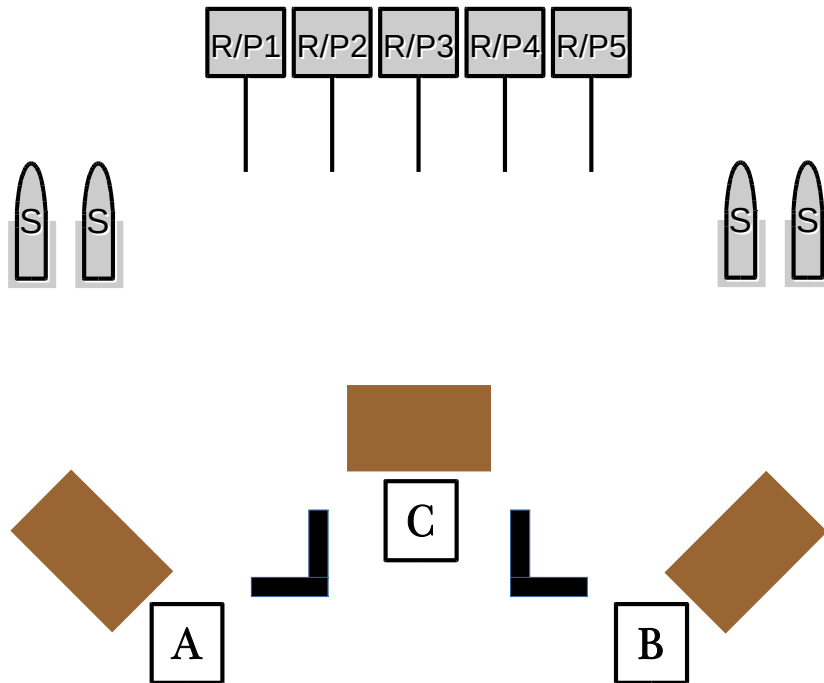


Stages By:  
Truly Goode

# ORYGUN COWBOYS

## STAGE 1



10 RIFLE 10 PISTOL 4+ SHOTGUN



**START:** Standing at position A or B, hands on belt.

Rifle staged at position A or B.

Shotgun staged at position A or B.

Pistols holstered.

**LINE:** “ Practice makes perfect. “

**AT THE BEEP:** Rifle or shotgun may be first. Pistols must be last. Long guns left at A or B must be made safe for down range movement.

At A or B with Rifle: Starting on either end double tap sweep the R/P targets.

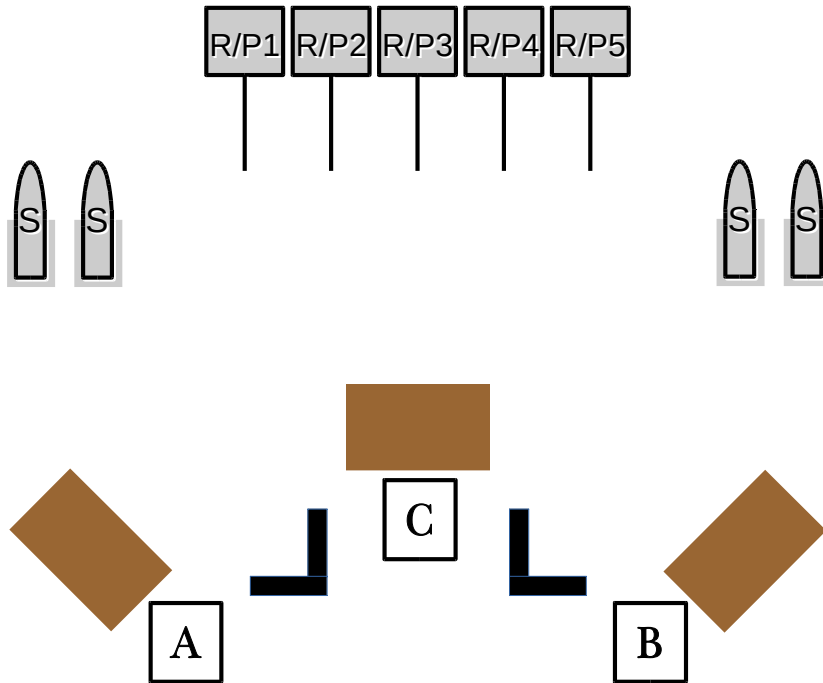
At A and B with shotgun: Engage two shotgun fallers from A and two shotgun fallers from B.

At C with pistols: Engage R/P targets same instructions as rifle.

Stages By:  
Truly Goode

# ORYGUN COWBOYS

## STAGE 2



10 RIFLE

10 PISTOL

4+ SHOTGUN



**START:** Standing at position A or B,  
Rifle in hands.

Shotgun staged at position A or B.

Pistols holstered.

**LINE:** “ No, no, I insist! “

**AT THE BEEP:**

Rifle when left at A or B must be made safe for down range movement.

At “A” or “B” with Rifle: Engage RP targets 1,3,5,4,2, repeat.

At “A” or “B” with shotgun: Engage two shotgun fallers.

Take shotgun and move to C.


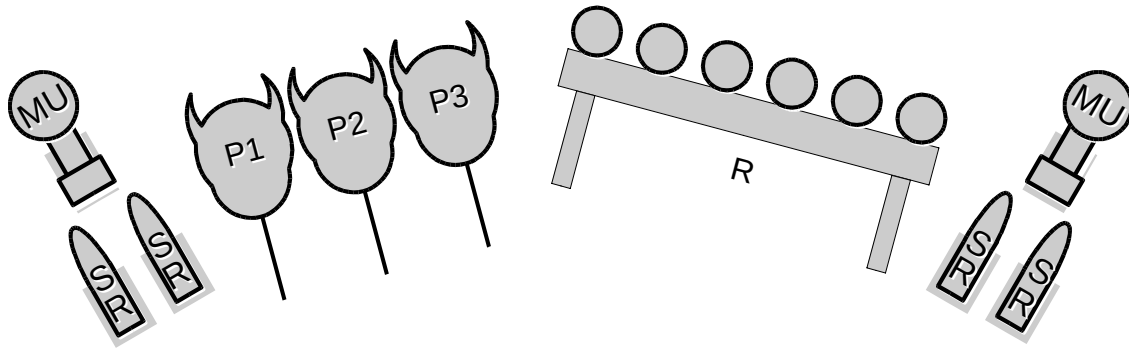
At “C” with shotgun: Engage remaining two shotgun fallers.

A “C” with pistols: Engage R/P targets same instructions as rifle.

Stages By:  
Truly Goode

# ORYGUN COWBOYS

## STAGE 3



10 RIFLE 10 PISTOL 4+ SHOTGUN



**START:** Standing at position A, one hand on rifle or pistol, other at side.

Rifle staged at position A.

Shotgun staged position A.

Pistols holstered.

**LINE:** “ Feeling foolish? “

**AT THE BEEP:** Rifle or pistols may be shot first.

At A with rifle: Engage the 4 fallers AND the 6 plates.

At A with pistols: Triple tap the pistols targets, 10<sup>th</sup> round on middle target.


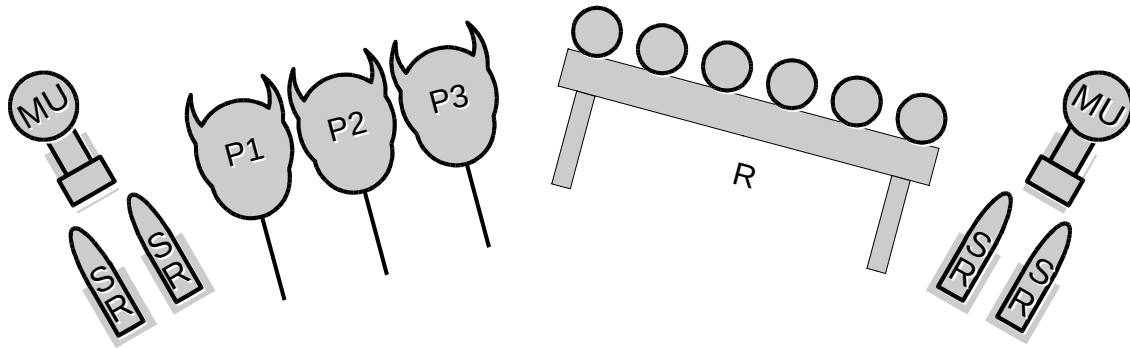
At A with shotgun if necessary:

Engage any remaining fallers THEN a make up target once for each plate still standing.

Stages By:  
Truly Goode

# ORYGUN COWBOYS

## STAGE 4



8 RIFLE    10 PISTOL    4+ SHOTGUN



**START:** Standing at position A, hands at sides.  
Rifle staged at position A.  
Shotgun staged position A.  
Pistols holstered.

**LINE:** “ Here we go again. “

**AT THE BEEP:** Rifle or pistols may be shot first.

At A with rifle: Engage the 6 plates AND any TWO fallers.

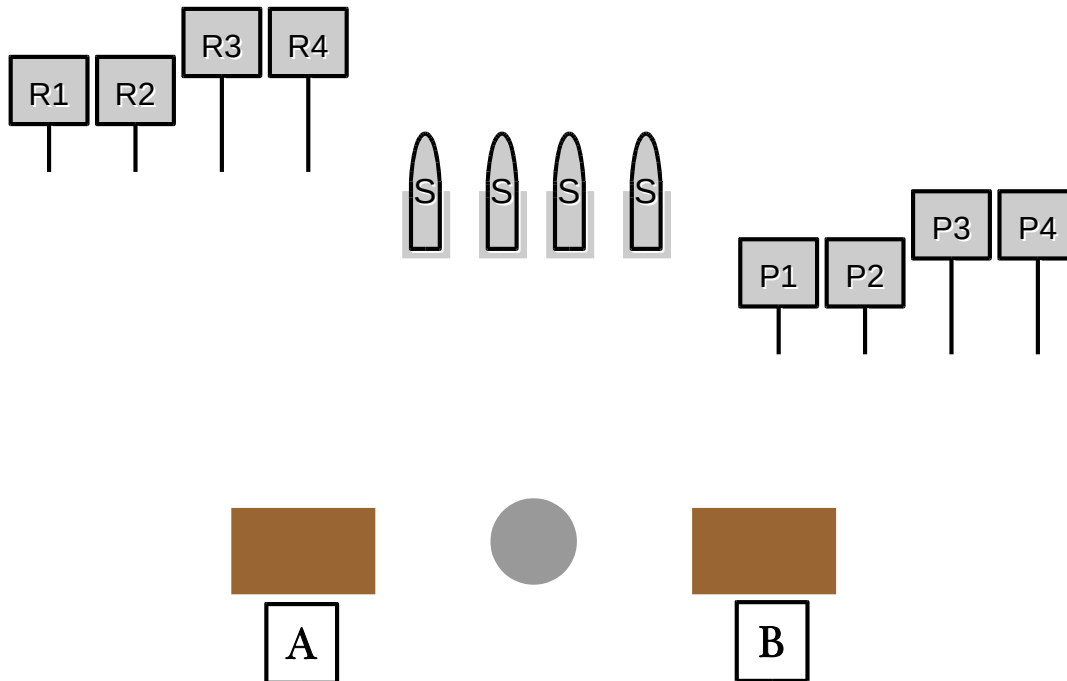
At A with pistols: Starting on either end, engage the pistol targets in a 4-2-4 sweep.

At A with shotgun if necessary: Engage all remaining fallers THEN a make up target once for each plate still standing.

Stages By:  
Truly Goode

# ORYGUN COWBOYS

## STAGE 5



10 RIFLE 10 PISTOL 4+ SHOTGUN



**START:** Standing at position A, hands at sides.

Rifle staged at position A or B.

Shotgun staged at position A or B.

Pistols holstered.

**LINE:** “ If he moves, shoot him. “

**AT THE BEEP:** Rifle or pistols may be first, shotgun must be last. Both positions must be used.

At A with rifle: Starting on either end, continuous nevada sweep the rifle targets for 10 rounds.

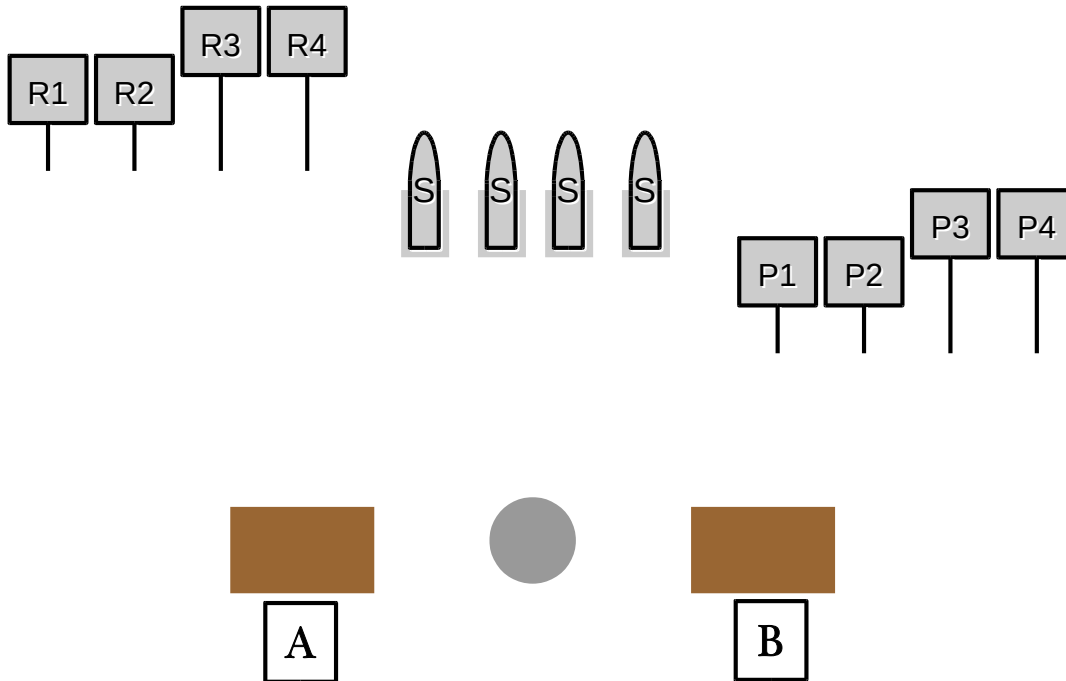
At B with pistols: Engage pistol targets same instructions as rifle.

At A or B with shotgun: Engage 4 shotgun fallers.

Stages By:  
Truly Goode

# ORYGUN COWBOYS

## STAGE 6



★ 10 RIFLE 10 PISTOL 4+ SHOTGUN ★

**START:** Standing at position A or B, hands at low surrender.  
Rifle staged at position A or B.  
Shotgun staged at position A or B.  
Pistols holstered.

**LINE:** “ He moved... “

**AT THE BEEP:** Guns may be in ANY order. Must use both positions.

At A with rifle: Engage the rifle targets 1,2,3,4,1, 4,3,2,1,4

At B with pistols: Engage pistol targets same instructions as rifle.

At A or B with shotgun: Engage 4 shotgun fallers.