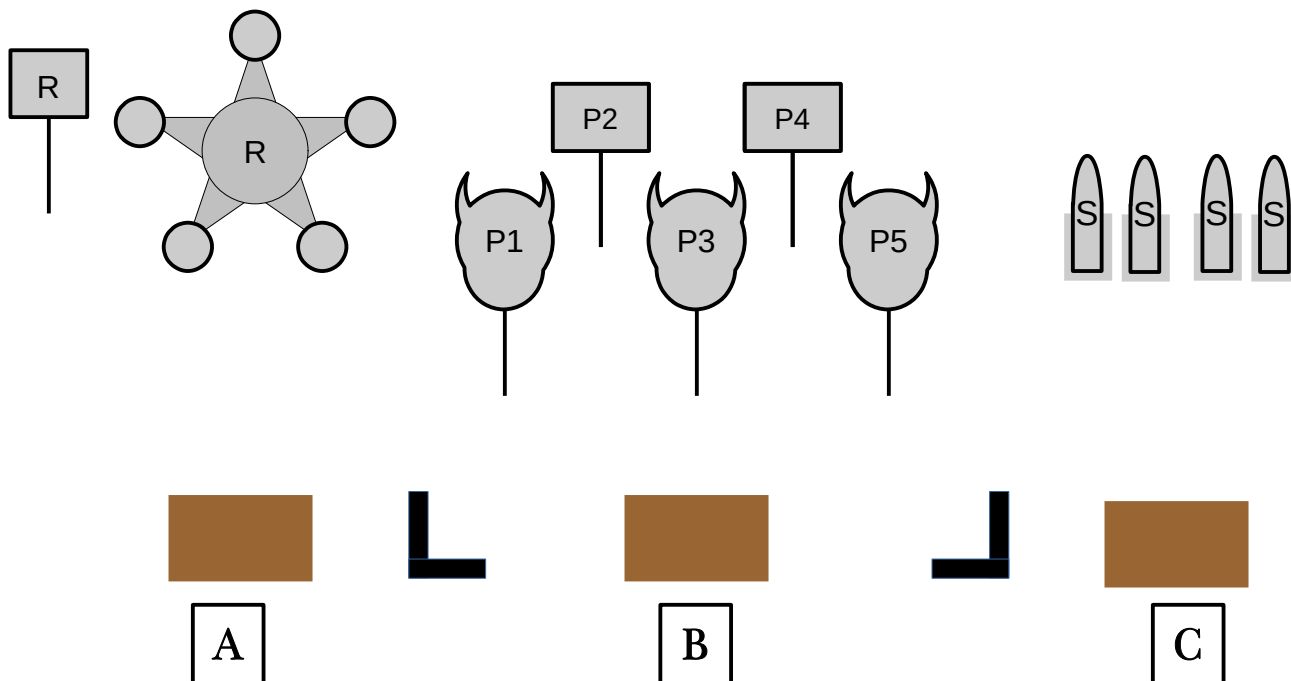


Stages By:
Fast Enuff

ORYGUN COWBOYS STAGE 1



START: Standing at any position, hands touching firearm of choice.

Rifle loaded with 10 rounds staged at position A.

Shotgun staged at any position.

Pistols holstered.

LINE: “ It’s April, where’s the IRS? “

AT THE BEEP: Guns may be shot in any order. All 3 positions must be used.

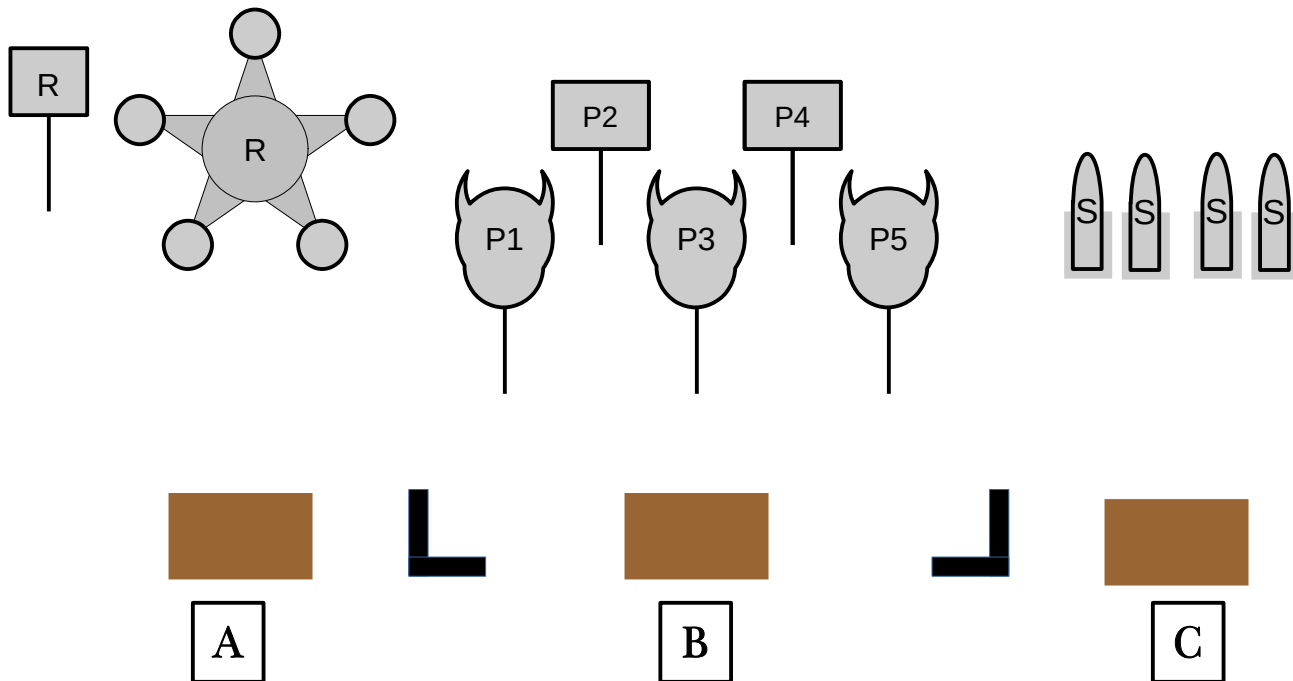
At A with rifle: Engage the Texas Star until down placing any remaining rounds on the solid rifle target.

At B with pistols: Engage the pistol targets once each for 5 rounds, then repeat the instruction.

At C with shotgun: Engage the 4 shotgun targets.

Stages By:
Fast Enuff

ORYGUN COWBOYS STAGE 2



START: Standing at any position, firearm of choice in hand.

Rifle loaded with 10 rounds staged at position A.

Shotgun staged at any position.

Pistols holstered.

LINE: “ This does not look like an IRS. “

AT THE BEEP: Guns may be shot in any order. All 3 positions must be used.

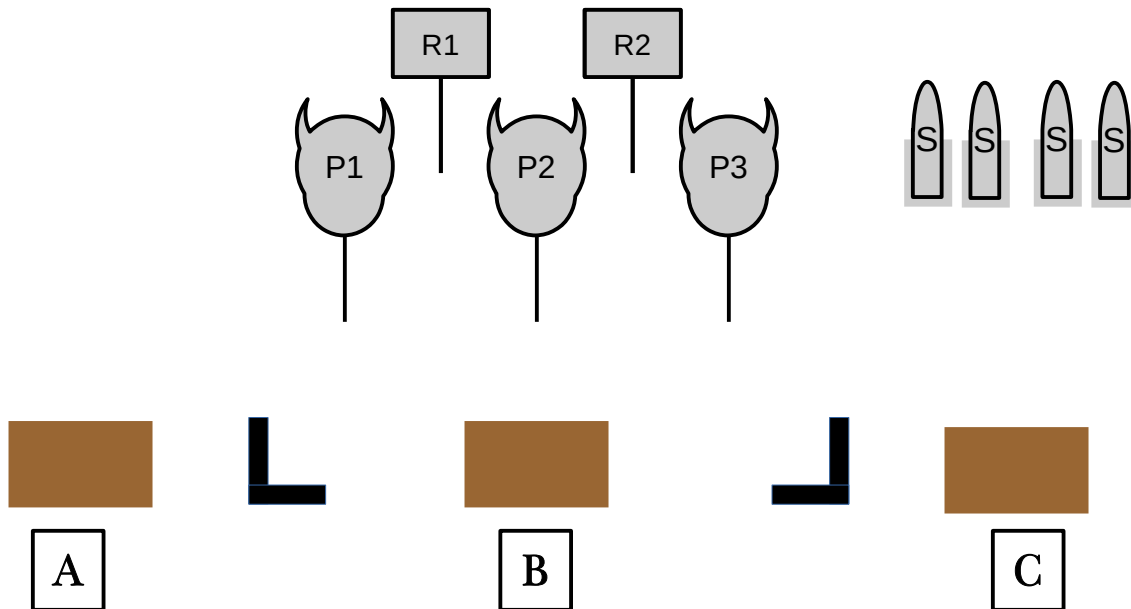
At A with rifle: Engage the Texas Star until down placing any remaining rounds on the solid rifle target.

At B with pistols: Double tap each pistol target.

At C with shotgun: Engage the 4 shotgun targets.

Stages By:
Fast Enuff

ORYGUN COWBOYS STAGE 3



START: Standing at position B or C, at the ready.
Rifle loaded with 10 rounds staged at position B.
Shotgun staged at any position.
Pistols holstered.

LINE: “ You should have made the rifle an IRS! “

AT THE BEEP: Guns may be shot in any order. 2 positions must be used.
Position A is not used.

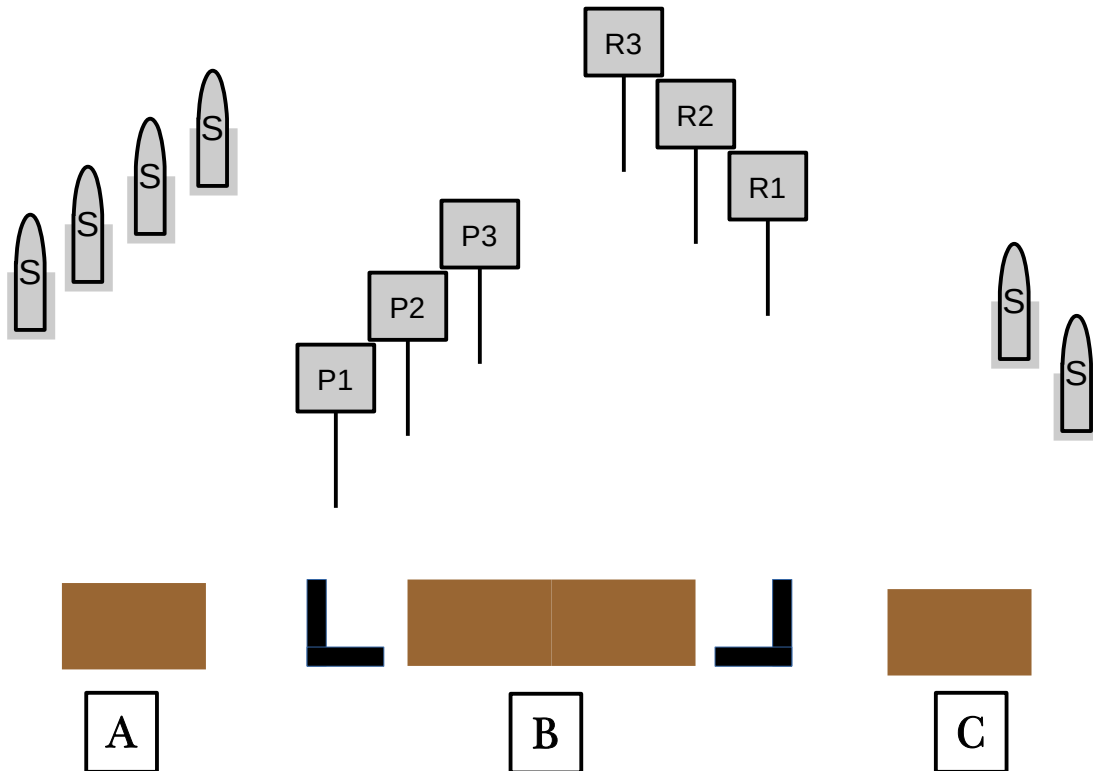
At B with rifle: Alternate between R1 and R2 for 10 rounds.

At B with pistols: Engage the pistol targets in a continuous nevada sweep for 10 rounds.

At C with shotgun: Engage the 4 shotgun targets.

Stages By:
Fast Enuff

ORYGUN COWBOYS STAGE 4



START: Standing at Position A, hands on hat.

Rifle staged at position B.

Shotgun staged at any position.

Pistols holstered.

LINE: “ At least this starts with a one. “

AT THE BEEP:

At A with shotgun: Engage the 4 shotgun targets. Take shotgun to B and make safe for future use.

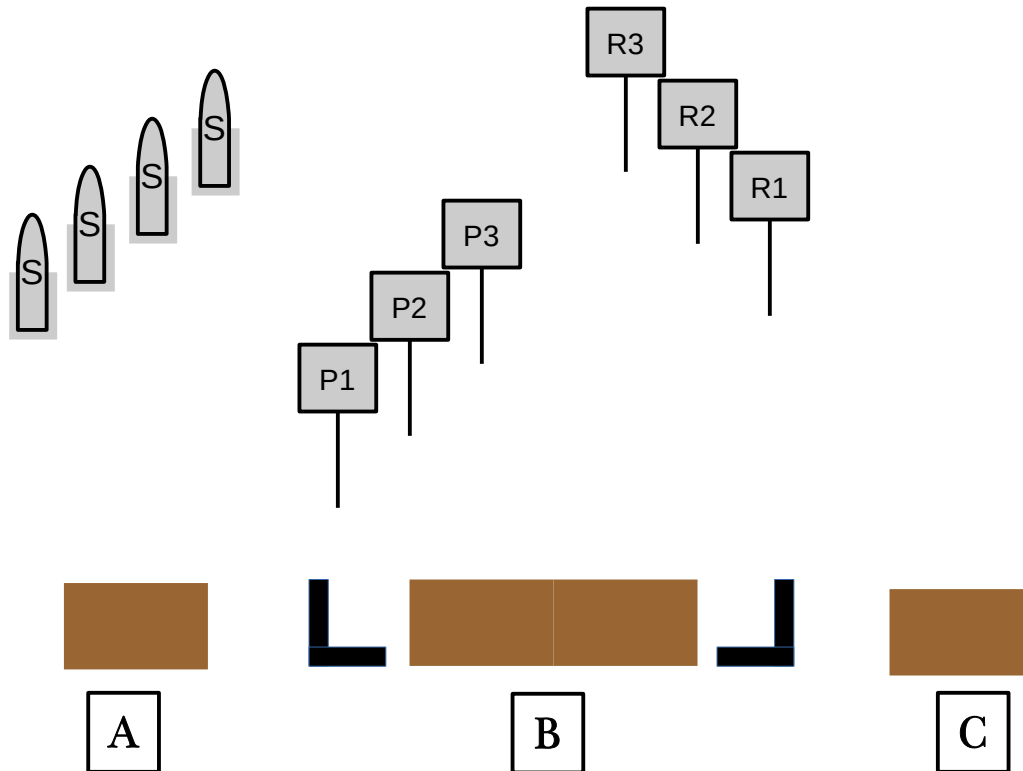
At B with pistols: 1-3-1 sweep the pistol targets starting on either end, repeat instruction. Dirty sweep ok.

At B with rifle: Engage rifle targets same instructions as pistols. Take shotgun to C.

At C with shotgun, Engage the 2 shotgun targets.

Stages By:
Fast Enuff

ORYGUN COWBOYS STAGE 5



	10 RIFLE	10 PISTOL	4+ SHOTGUN	
---	----------	-----------	------------	---

START: Standing at Position B, hands touching the bar(long table).

Rifle staged at position B.

Shotgun staged at any position.

Pistols holstered.

LINE: “ I’m still waiting for the IRS. “

AT THE BEEP: (Either Rifle or Pistols may be first.) Position C is not used.

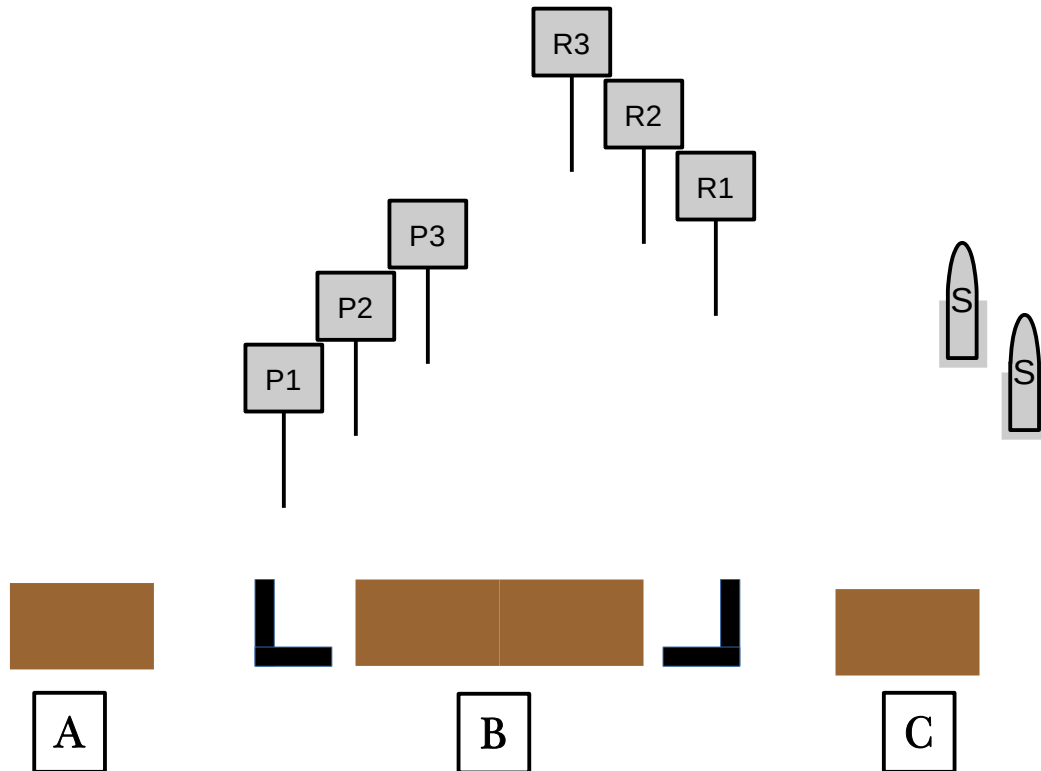
At B with rifle: Engage rifle targets outside, outside, outside, outside, middle.
Repeat instructions.

At B with pistols: Engage pistols targets same instructions as rifle.

At A with shotgun: Engage the 4 shotgun targets.

Stages By:
Fast Enuff

ORYGUN COWBOYS STAGE 6



START: Standing at Position C, shotgun in hands.
Rifle loaded with 10 rounds staged at position B.
Pistols holstered.

LINE: “ Who cares about the IRS?! “

AT THE BEEP: (Shotgun must be first) Position A is not used.

At C with shotgun: Engage the 2 shotgun targets.

At B with rifle: Triple tap each rifle target, placing the 10th round on the middle target.

At B with pistols: Engage pistols targets same instructions as rifle.