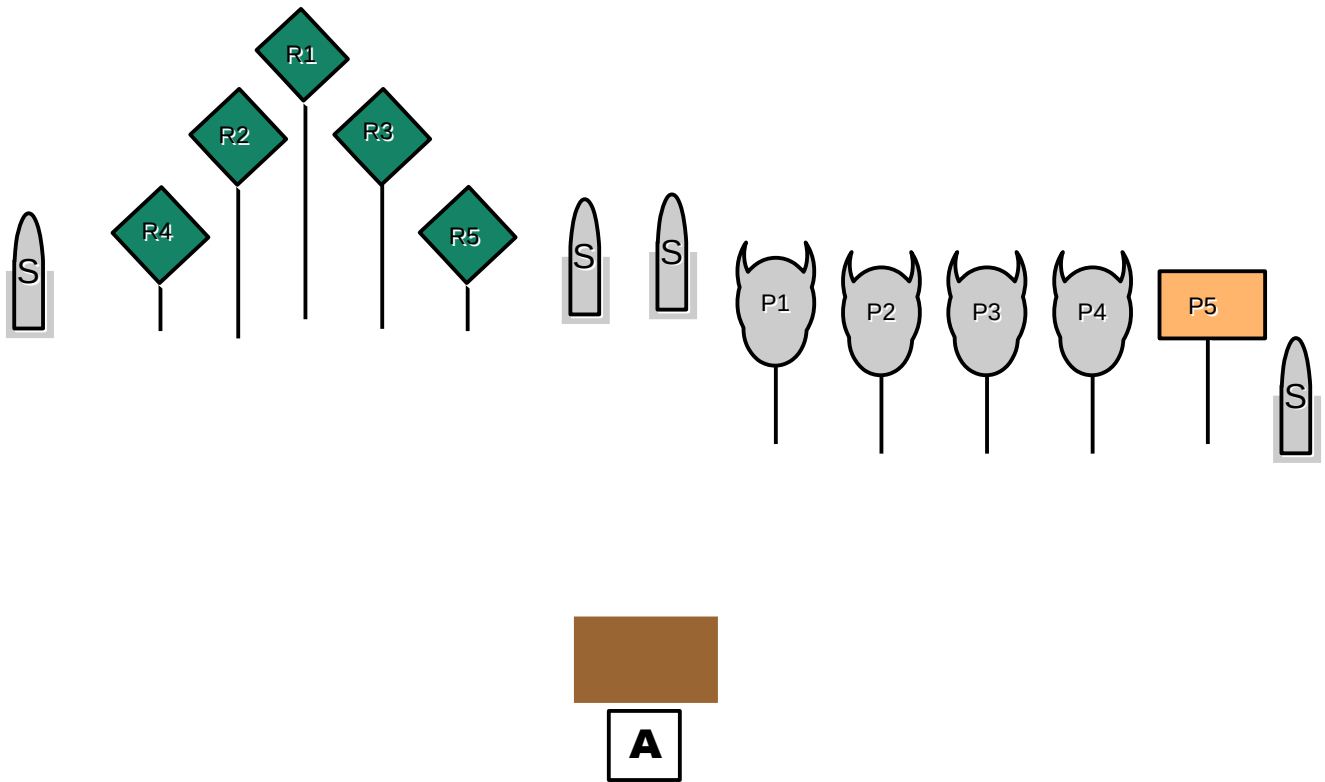


# STAGE 1

# Oh Tannenbaum



**START:** Standing at position SASS ready (hovering but not touching)  
Rifle and shotgun staged on table, pistols holstered. Firearms may be shot in any order.

**LINE:** Oh Tannenbaum!

### AT THE BEEP:

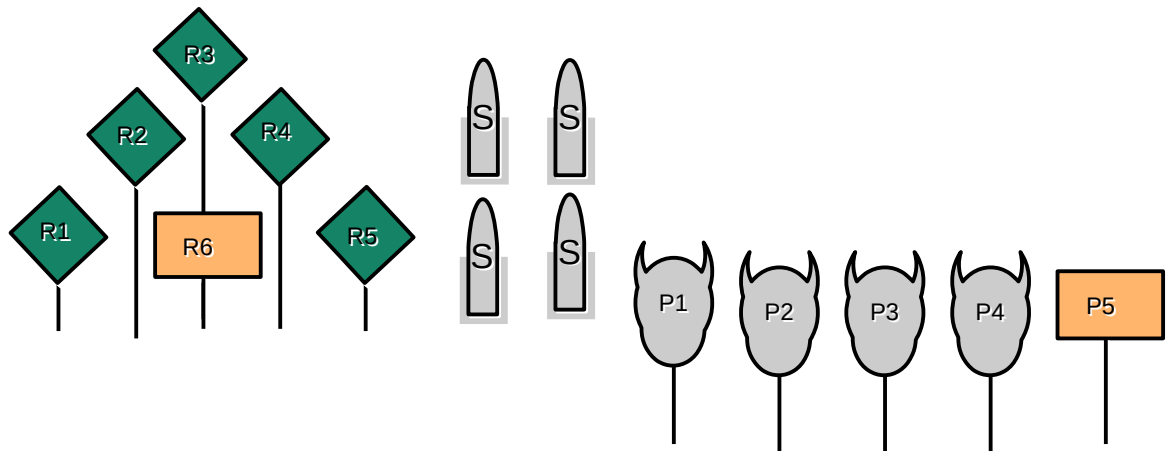
**From table with the rifle:** Engage the targets in a double tap sweep starting at the top target and alternating down the “tree” (R1-R2-R3-R4-R5 or R1-R3-R2-R5-R4). Must be shot in one of these two specific orders.

**At table with the shotgun:** Mow the four targets down, any order.

**At table with Pistols:** Double tap sweep the targets from either end (P1-P2-P3-P4-P5 or P5-P4-P3-P2-P1). Must be one of those specific two sweeps.

# STAGE 2

# Race for Presents!



**START:** Standing at position with hands on hat or head.  
Rifle and shotgun staged on table, pistols holstered. Firearms may be shot in any order.

**LINE: Race You!**

## AT THE BEEP:

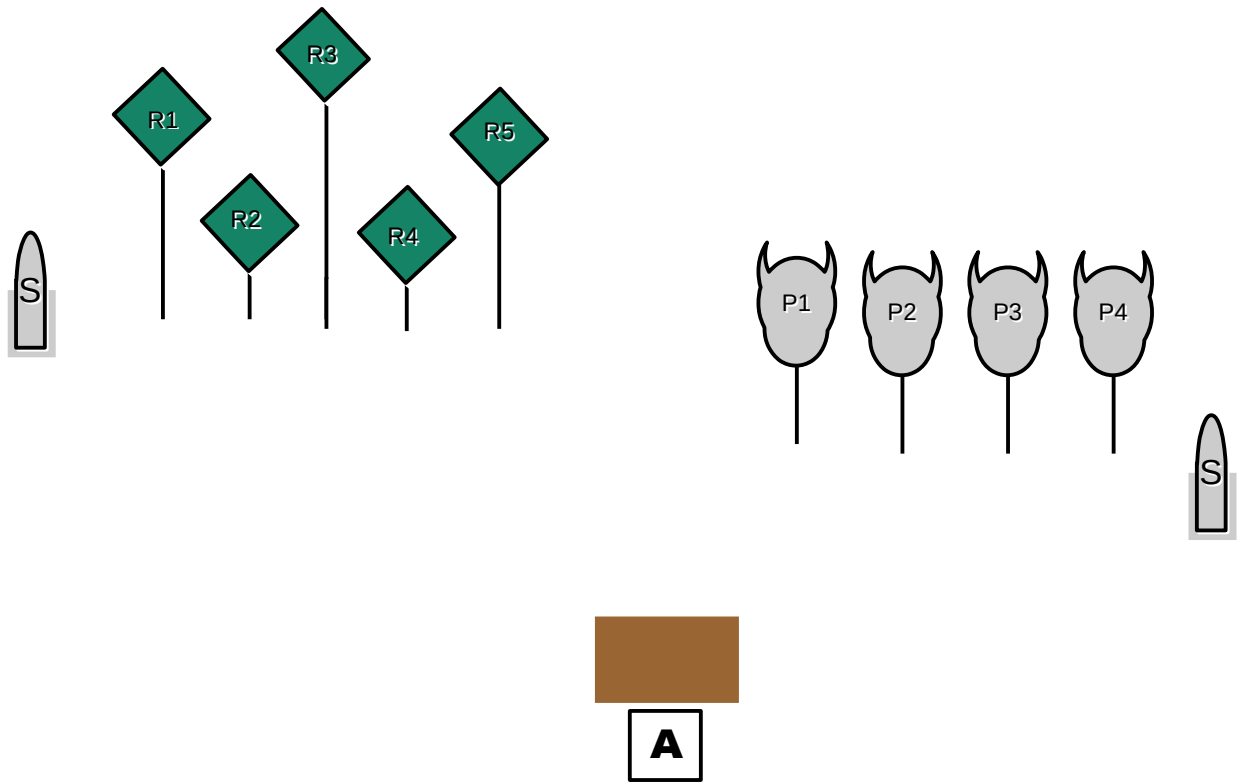
**From the table with the rifle:** Engage the outside “tree” targets in a single tap sweep in either direction R1-R2-R3-R4-R5 or R5-R4-R3-R2-R1 and then engage R6 five times. Must be shot in this specific order.

**From the table with the shotgun:** Drop the 4 targets, any order. Doubles good.

**From the table with pistols:** Engage the pistol targets in a single tap sweep P1-P2-P3-P4 and then engage P5 six times. Pistols must be shot in this specific order.

# STAGE 3

# Over the hills!



**START:** Standing at position with hands on shotgun belt.  
Rifle and shotgun staged on table, pistols holstered. Firearms may be shot in any order.

**LINE:** Over the hills!

## AT THE BEEP:

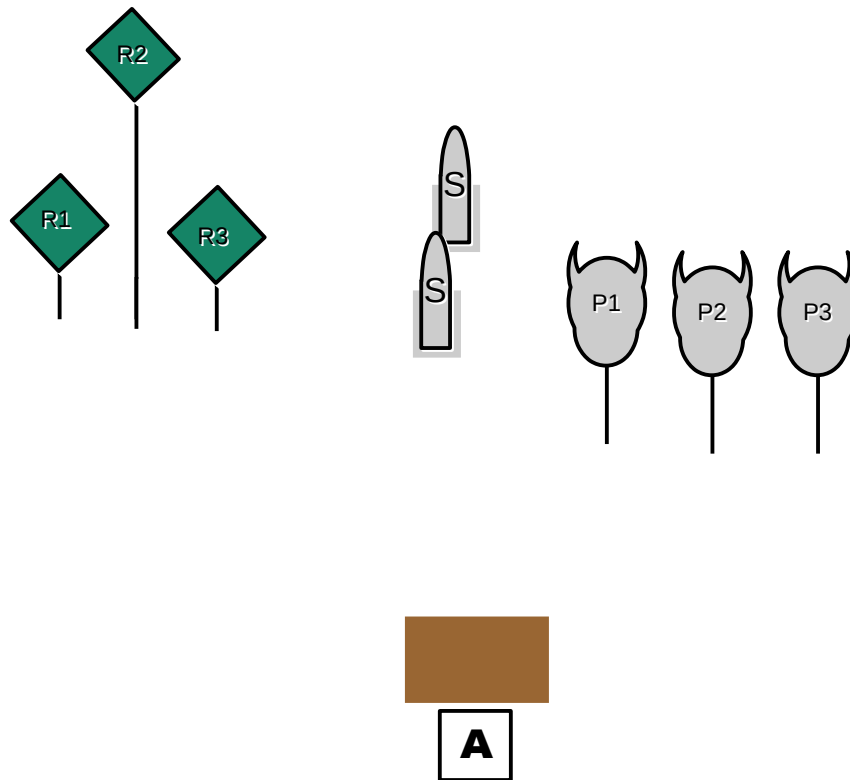
**From the table with the rifle:** Engage the rifle targets in two single tap 5 shot sweeps. Sweeps may be shot from either end (R1-R2-R3-R4-R5 or R5-R4-R3-R2-R1) but both sweeps must start from the same end, either both starting on R1 or both starting on R5.

**From the table with the shotgun:** Drop the two fallers, any order.

**From the table with pistols:** Engage the four pistol targets in a 2-3-3-2 sweep starting from either end (P1,P1,P2,P2,P2,P3,P3,P3,P4,P4 or P4,P4,P3,P3,P3,P2,P2,P1,P1).

# STAGE 4

# Fast Santa!



**START:** Standing at position with hands on shotgun belt.  
Rifle and shotgun staged on table, pistols holstered. Firearms may be shot in any order.

**LINE:** Go fast, lunch is ready!

**AT THE BEEP:**

**From the table with the rifle:** Engage the rifle targets in a 3-4-3 sweep starting on either R1 or R3.

**From the table with the shotgun:** Drop the two fallers, any order.

**From the table with pistols:** Engage the pistol targets same instructions as rifle.