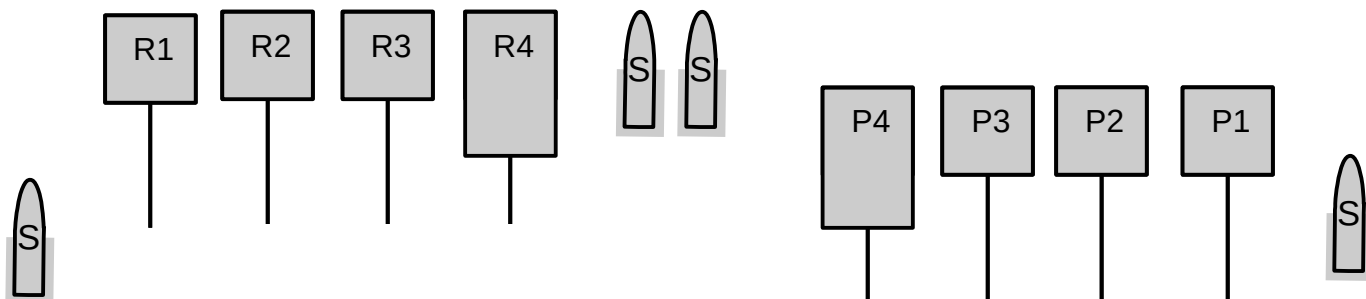


## Stage 1

## Mongo Like Nevada



A



B



**Start:** Rifle and Shotgun staged on any table, Pistols holstered, start behind A or B

**Position:** Hands with 10 fingertips touching the table—may not be touching firearm

**Line:** Mongo like Nevada Sweep! **Order:** Firearms may be shot in any order, but rifle must be shot from A, pistols from B, shotgun anywhere A to B

**At the Beep:**

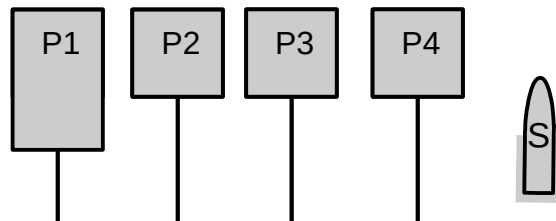
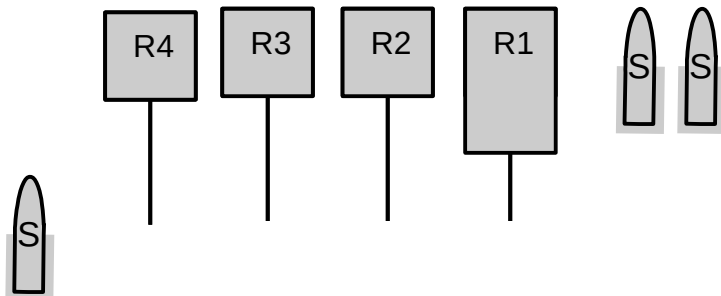
**At A with the Rifle:** Engage rifle targets in a 10 shot continuous single tap Nevada Sweep in either direction starting on R1 or R4

**At A-B with Shotgun:** Engage 4 fallers till down, any order

**At B with Pistols:** Same instructions as rifle

## Stage 2

## My Name Is Jim



A



B



**Start:** Rifle and Shotgun staged on any table, Pistols holstered, start behind A or B

**Position:** Hands both touching hat, or head if no hat.

**Line:** Well my name's Jim, but most people call me...Jim. **Order:** Firearms may be shot in any order, but rifle must be shot from A, pistols from B, shotgun anywhere A to B

**At the Beep:**

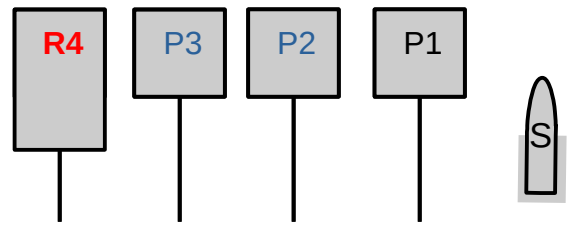
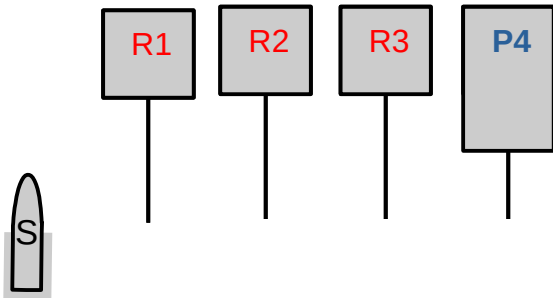
**At A with the Rifle:** Engage rifle in a 4-2-2-2 Sweep starting on R1 (R1 R1 R1 R1 R2 R2 R3 R3 R4 R4) Note that R1 is the inside target.

**At A-B with Shotgun:** Engage 4 fallers till down, any order

**At B with Pistols:** Same instructions as rifle starting the sweep on P1 (P1 P1 P1 P1 P2 P2 P3 P3 P4 P4) Note P1 is the inside target.

## Stage 3

## No Bluff



A



B



**Start:** Rifle and Shotgun staged on any table, Pistols holstered, start behind A or B

**Position:** Hands at sass ready—may hovering over firearm but not touching

**Line:** Hold it men, he's not bluffing! **Order:** Firearms may be shot in any order, but rifle must be shot from A, pistols from B, shotgun anywhere A to B

**At the Beep:**

**At A with the Rifle:** Engage rifle targets in a triple tap sweep starting on R1 and Then single tap R4 (note R4 is on the pistol site)

**At A-B with Shotgun:** Engage 2 fallers till down

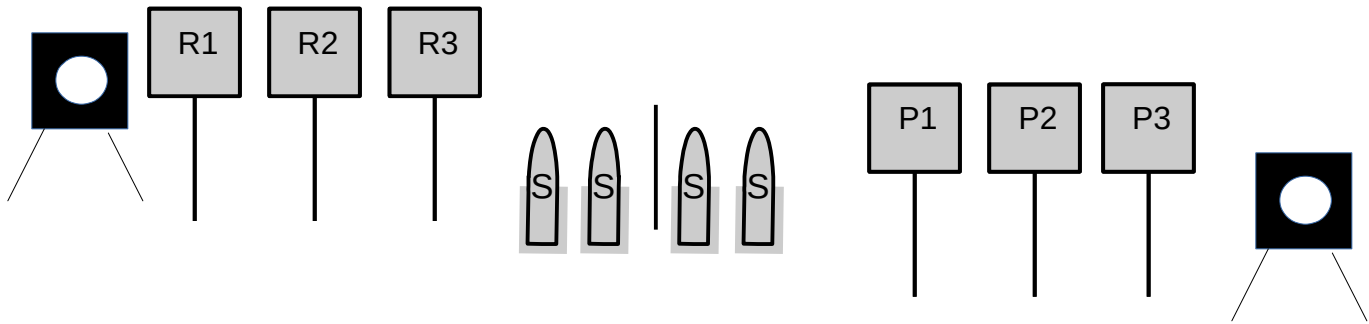
**At B with Pistols:** Same instructions as rifle (note P4 is on the rifle side)

Note that both rifle and pistol are shot outside in.

Instructions: at the change to this stage angle the R4 and P4 towards the appropriate table.

## Stage 4

## Wide World of Sports



A



B



**Start:** Rifle and Shotgun staged on any table, Pistols holstered.

**Position:** SASS at the ready, hands hovering over gun(s) but not touching

**Line:** What in the wide, wide world of sports is a-goin' on here? **Order:** Firearms may be shot in any order, but rifle from A, shotgun from A/B and pistols from B

**At the Beep:**

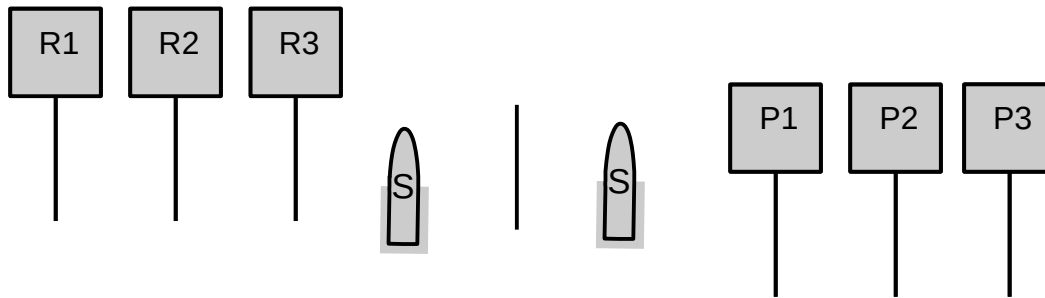
**At A with the Rifle:** Engage rifle targets R1-R3 in three single tap three shot sweeps starting from either end—but all three must be shot from the same end, no dirty sweeps--THEN place one shot on the 3 second no-miss bonus target. Knockout must go down to count. (R1 R2 R3 R1 R2 R3 R1 R2 R3 KO) or (R3 R2 R1 R3 R2 R1 R3 R2 R1 KO)

**At A to B with Shotgun:** Engage 4 fallers till down any order

**At B with Pistols:** Same instructions as rifle placing the last round on the knockout for a 3 second no-miss bonus.

## Stage 5

## Chewing gum



**Start:** Rifle and Shotgun staged on any table, Pistols holstered.

**Position:** Thumbs behind a belt, fingers/thumbs may not be touching ammo or gun.

**Line:** Chewing gum on line, eh? I hope you brought enough for everybody!

**Order:** Firearms may be shot in any order, but rifle from A, shotgun from A/B and pistols from B

**At the Beep:**

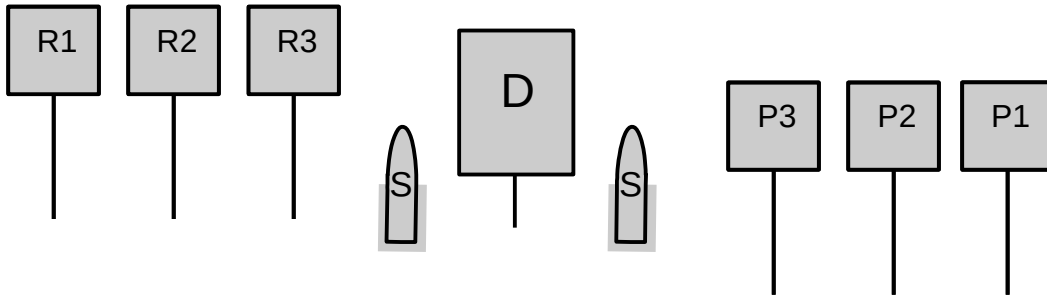
**At A with the Rifle:** Engage rifle targets R1-R3 in a R1-R3-R2-R2-R2 sweep or a R3-R1-R2-R2-R2 sweep and repeat the SAME sequence (no dirty).

**At A to B with Shotgun:** Engage 2 fallers till down in any order

**At B with Pistols:** Same instructions as rifle.

## Stage 6

I Wouldn't



A



B



**Start:** Rifle and Shotgun staged on any table, Pistols holstered.

**Position:** SASS at the ready, hands hovering over gun but not touching

**Line:** I wouldn't do that if I were you.

**Order:** Firearms may be shot in any order, but rifle from A, shotgun from A/B and pistols from B

**At the Beep:**

**At A with the Rifle:** Engage rifle targets R1-R3 in a single tap sweep then engage the dump target 7 times.

**At A to B with Shotgun:** Engage 2 fallers any order

**At B with Pistols:** Same instructions as rifle.

**Challenge:** sub-10 anyone???