

SASS MATCH

(FEB 25, 2017)

#84

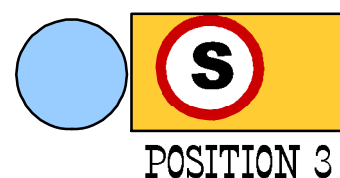
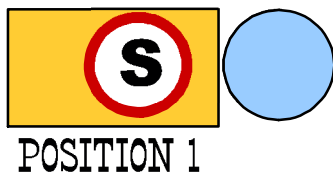
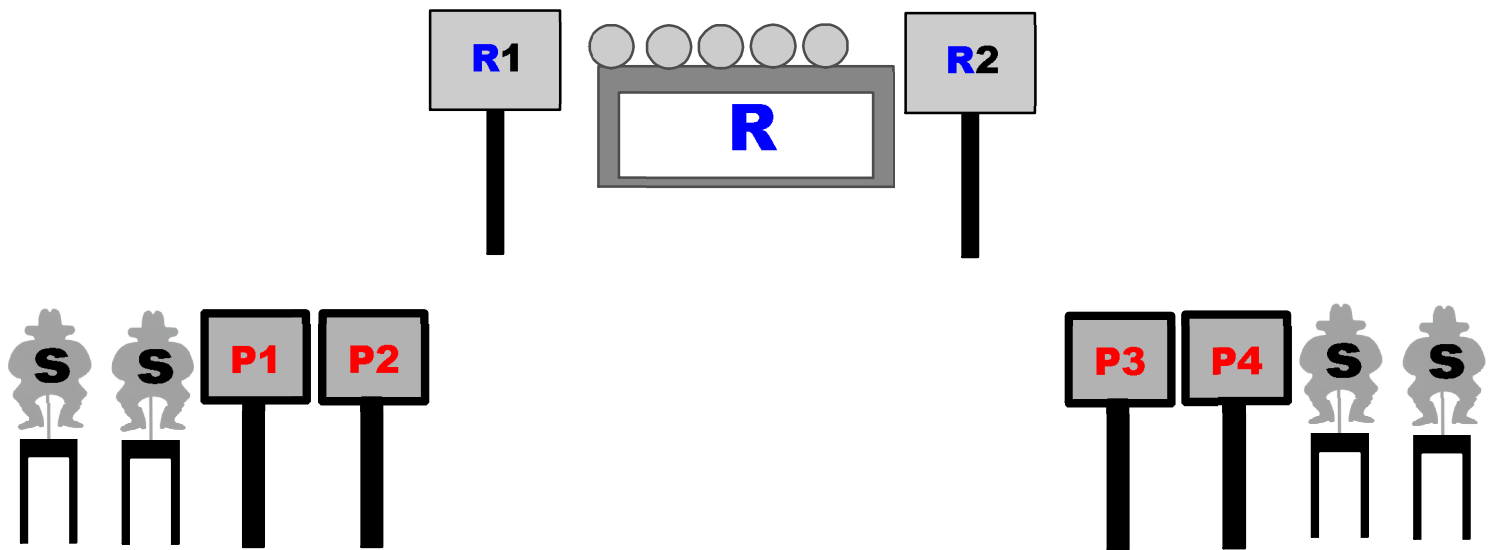
3 DAYS

58=R

60=P

20+=S

STAGE 1



START: STANDING @ POSITION 1 or 3. Hands at sides.

PISTOLS LOADED WITH 5 ROUNDS EACH AND HOLSTERED.

SHOTGUN OPEN AND EMPTY STAGED ON ANY TABLE.

RIFLE LOADED WITH 10, STAGED @ POSITION 2..

WHEN READY SAY:

" Just Shoot "

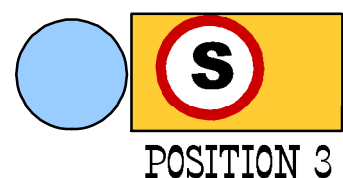
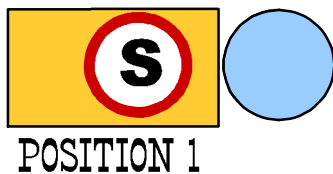
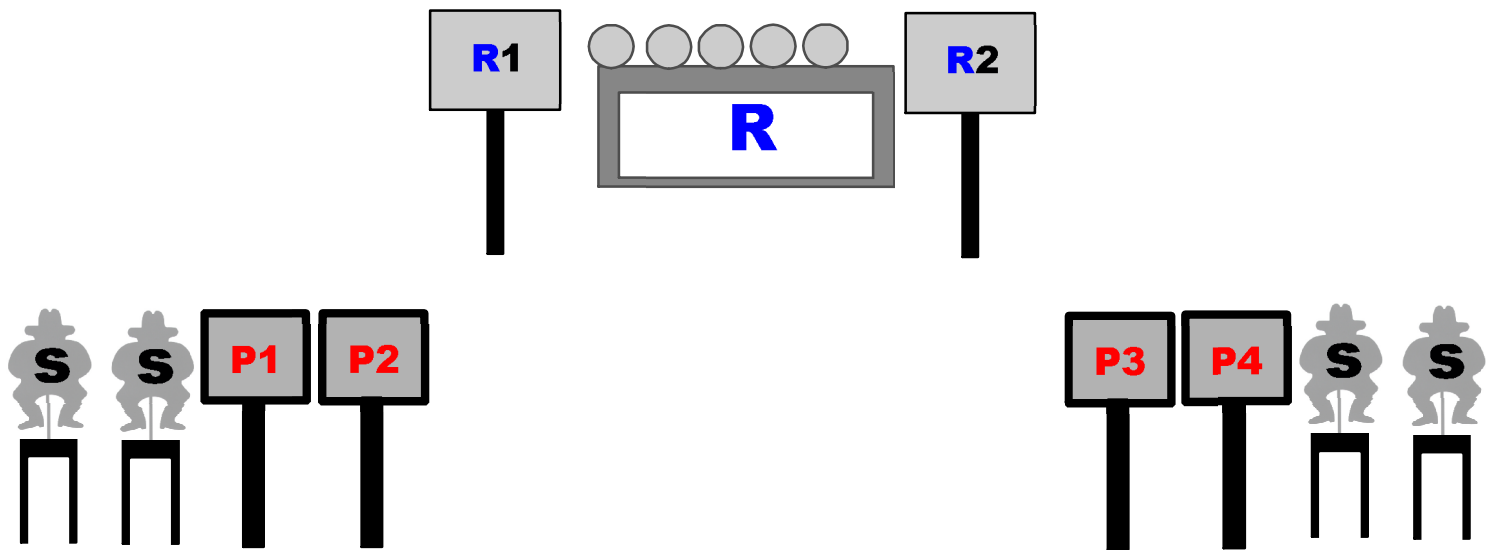
AT THE BEEP: (Stage may be shot L to R or R to L)

With pistols double tap alternate either pair of pistol targets for 10 rounds.

Move to position 2 and with rifle engage the plate rack until down placing any remaining rounds on R1 or R2. Make rifle safe and move to final position.

With shotgun engage the 2 knock-downs.

STAGE 2



START: STANDING @ POSITION 1 or 3. Hands on pistol(s).

PISTOLS LOADED WITH 5 ROUNDS EACH AND HOLSTERED.

SHOTGUN OPEN AND EMPTY STAGED ON TABLE IN FRONT OF SHOOTER.

RIFLE LOADED WITH 10, STAGED @ POSITION 2..

WHEN READY SAY:

" You asked for it. "

AT THE BEEP: (Stage may be shot L to R or R to L)

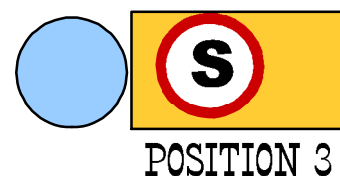

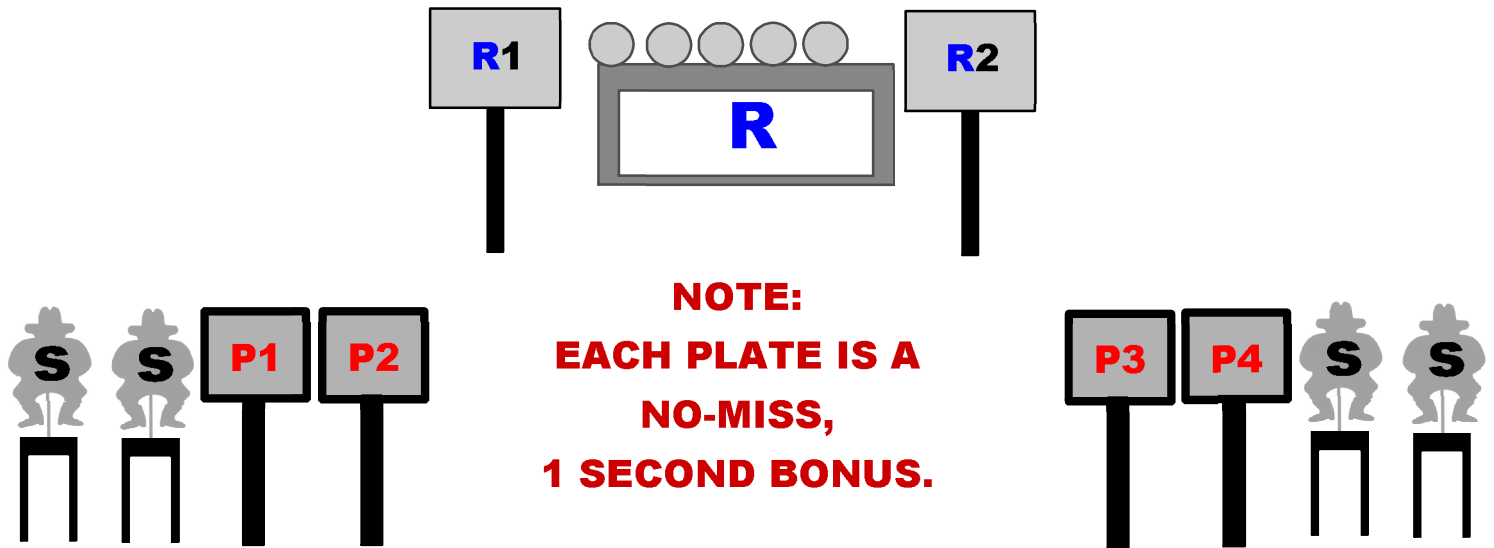
With pistols continuously alternate on either pair of pistol targets for 10 rounds.

With shotgun engage the two knock-downs. Take shotgun to position 2 and make safe.

With rifle engage the plate rack until down placing any remaining rounds on R1 or R2. Make rifle safe, retrieve shotgun and move to final position.

With shotgun engage the 2 knock-downs.

STAGE 3



START: STANDING @ POSITION 1 or 3.

SHOTGUN OPEN AND EMPTY HELD IN HANDS.

PISTOLS LOADED WITH 5 ROUNDS EACH AND HOLSTERED.

RIFLE LOADED WITH 9, STAGED @ POSITION 2..

WHEN READY SAY:

" Ya missed. "

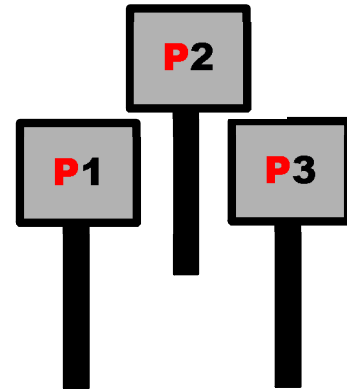
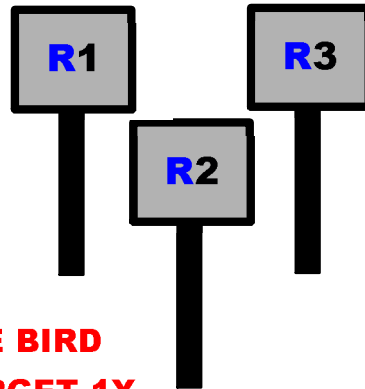

AT THE BEEP: (Stage may be shot L to R or R to L)

With shotgun engage the 2 knock-downs. Make shotgun safe.

With first pistol 3-2 sweep the pistol targets from either end. Move to position 2.

With rifle engage a solid target 2x, THEN the plate rack 5x, THEN the other solid 2x. Make rifle safe and move to final position. With second pistol 3-2 sweep the pistol targets from either end. (Each plate is a no-miss, 1 second bonus.)

STAGE 4



**NOTE: IF YOU MISS THE BIRD
ENGAGE THE MAKE-UP TARGET 1X.
IF YOU DO NOT GET THE SHOT OFF
ENGAGE THE MAKE-UP TARGET 2X.**



POSITION 1



POSITION 2



POSITION 3



9 RIFLE 10 PISTOL 4+ SHOTGUN



START: STANDING @ ANY POSITION. HANDS ANYWHERE.

SHOTGUN OPEN AND EMPTY STAGED @ POSITION 1 or 2.

RIFLE, LOADED WITH 9. STAGED @ POSITION 2.

PISTOLS LOADED WITH 5 ROUNDS EACH AND HOLSTERED.

SAY THE LINE: " I'm still waitin'! "

AT THE BEEP: (Guns may be shot in any order but rifle may not be last.)

With shotgun @ Position 1: Engage the 2 knock-downs, the activator and the bird.

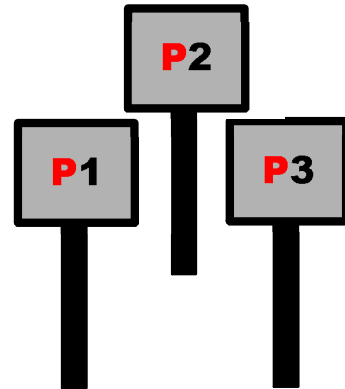
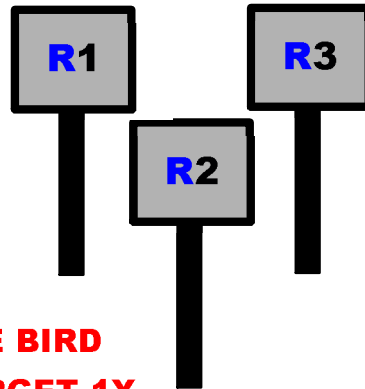

With rifle @ Position 2:

Triple tap each rifle target.

With pistols @ position 3:

Place at least 3 rounds on each pistol target placing the 10th round on any pistol target.

STAGE 5



**NOTE: IF YOU MISS THE BIRD
ENGAGE THE MAKE-UP TARGET 1X.
IF YOU DO NOT GET THE SHOT OFF
ENGAGE THE MAKE-UP TARGET 2X.**



POSITION 1



POSITION 2



POSITION 3



10 RIFLE 10 PISTOL 4+ SHOTGUN



START: STANDING @ ANY POSITION. HANDS ANYWHERE.

SHOTGUN OPEN AND EMPTY STAGED @ POSITION 1 or 2.

RIFLE, LOADED WITH 10. STAGED @ POSITION 2.

PISTOLS LOADED WITH 5 ROUNDS EACH AND HOLSTERED.

SAY THE LINE: " Don't tempt me. "

AT THE BEEP: (Guns may be shot in any order but rifle may not be last.)

With shotgun @ Position 1: Engage the 2 knock-downs, the activator and the bird.

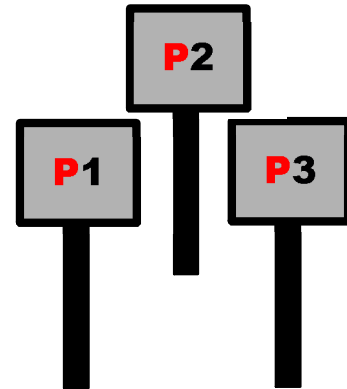
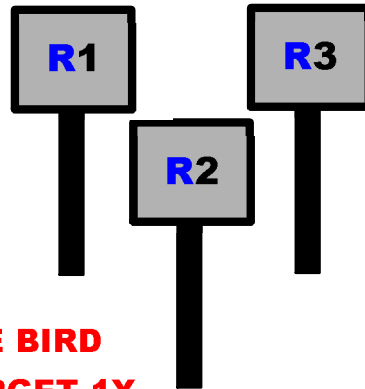

With rifle @ Position 2:

Triple tap the center target and single tap each end once each, repeat.

With pistols @ position 3:

Engage the pistol targets, same instructions as rifle.

STAGE 6



**NOTE: IF YOU MISS THE BIRD
ENGAGE THE MAKE-UP TARGET 1X.
IF YOU DO NOT GET THE SHOT OFF
ENGAGE THE MAKE-UP TARGET 2X.**



POSITION 1



POSITION 2



POSITION 3



START: STANDING @ ANY POSITION. HANDS ANYWHERE.

SHOTGUN OPEN AND EMPTY STAGED @ POSITION 1 or 2.

RIFLE, LOADED WITH 10. STAGED @ POSITION 2.

PISTOLS LOADED WITH 5 ROUNDS EACH AND HOLSTERED.

SAY THE LINE: " We're finished. "

AT THE BEEP: (Guns may be shot in any order but rifle may not be last.)

With shotgun @ Position 1: Engage the 2 knock-downs, the activator and the bird.

With rifle @ Position 2:

Engage the rifle targets in the following order: R1,R2,R3,R1,R3 R1,R2,R3,R1,R3

With pistols @ position 3:

Engage the pistol targets, same instructions as rifle.