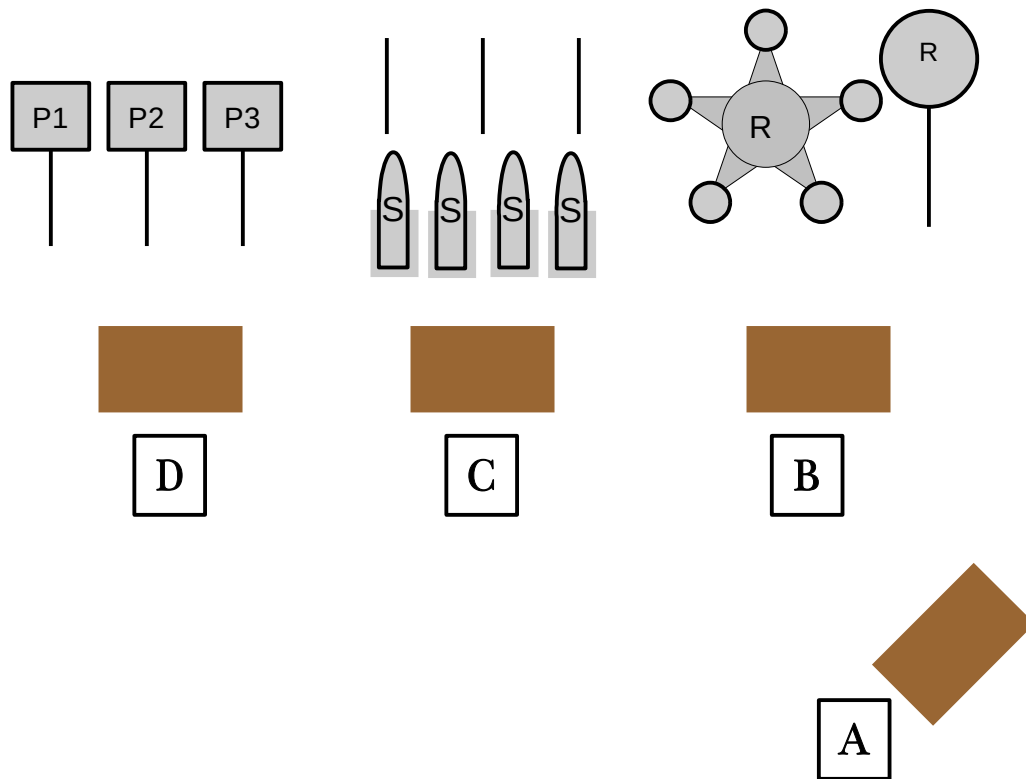


Stages By:
Fast Enuff

ORYGUN COWBOYS STAGE 1



10 RIFLE 10 PISTOL 4+ SHOTGUN



START: Standing at position A, Rifle loaded w/10 rounds held in hands.
shotgun staged at any position.

Pistols holstered.

LINE: “ They’re robbing the train. “

AT THE BEEP:

At A with rifle: Engage the star until down, placing remaining rounds on the solid R target. Make rifle safe into berm at A or take it with you.

(Note: Texas Star plates are no-miss, 1 second bonus each.

Position B is not used.

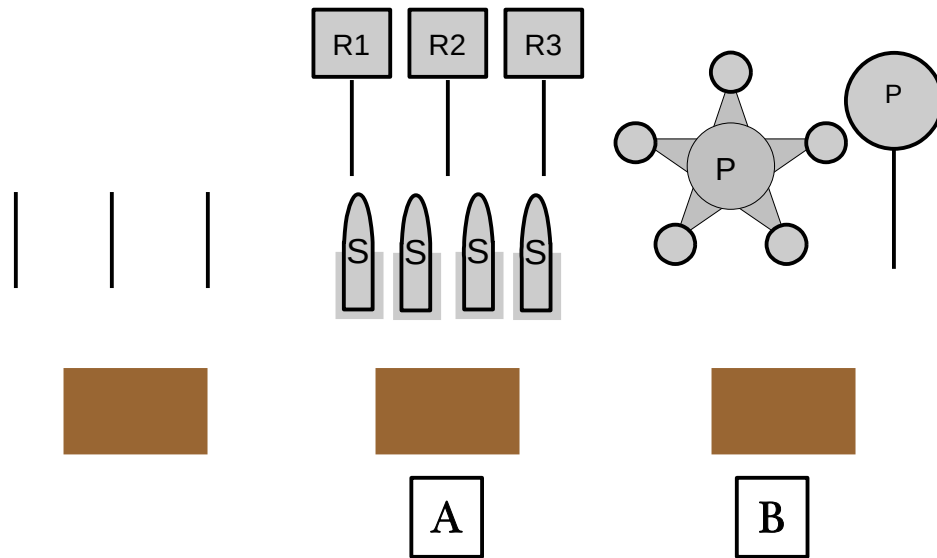
At C with shotgun: Engage the 4 SG targets.

At D with pistols: Starting on P1 or P3, engage the pistol targets in a 2-3-5 sweep.

Stages By:
Fast Enuff

ORYGUN COWBOYS

STAGE 2



10 RIFLE 10 PISTOL 4+ SHOTGUN



START: Standing at any position, hands on firearm of choice.

Rifle loaded w/10 rounds staged at A.

shotgun staged at any position.

Pistols holstered.

LINE: “ They’re on the caboose. “

AT THE BEEP: (Guns may be shot in ANY order.)

At A with rifle: Double tap R2 then starting on either end sweep R1, R2, R3.

Repeat instruction.

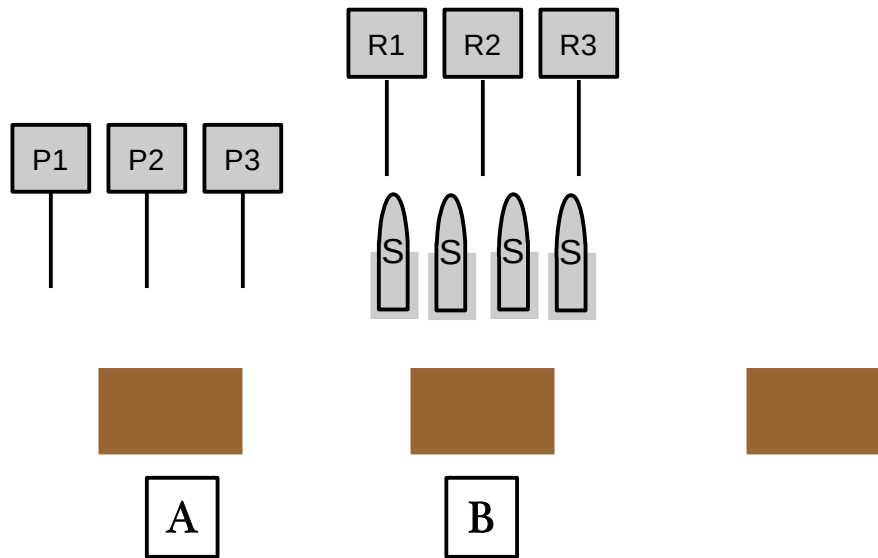
At A with shotgun: Engage the 4 SG targets.

At B with pistols: Engage the texas star until down, placing remaining rounds on the solid P target.

(Note: Texas Star plates are no-miss, 1 second bonus each.

Stages By:
Fast Enuff

ORYGUN COWBOYS STAGE 3



10 RIFLE 10 PISTOL 4+ SHOTGUN



START: Standing at any position, hands flat on table.

Rifle loaded w/10 rounds staged at B.

shotgun staged at any position.

Pistols holstered.

LINE: “ Don’t let them get the gold. “

AT THE BEEP: (Guns may be shot in ANY order.)

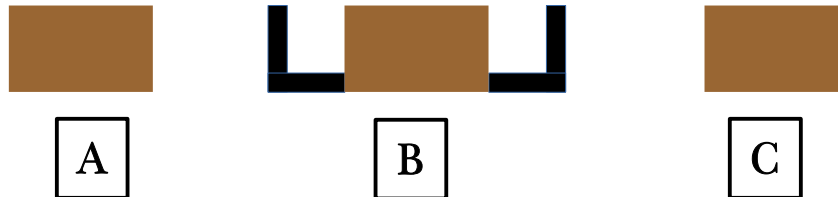
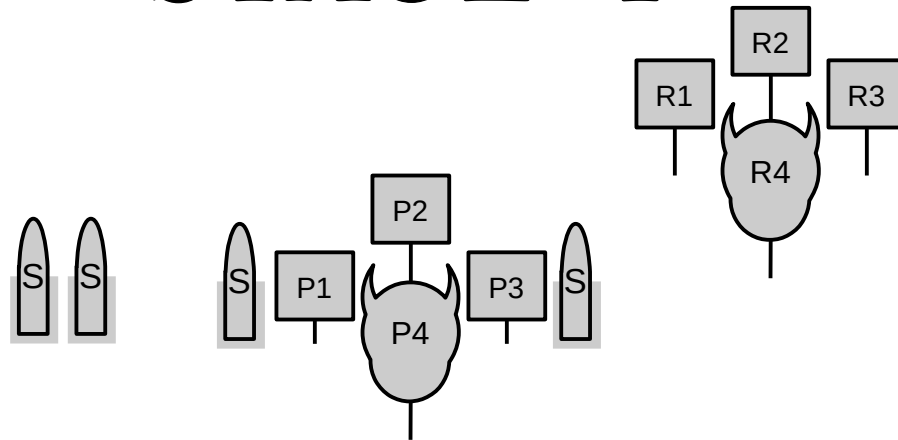
At A with pistols: Double tap nevada sweep the pistol targets starting on any target.

At B with rifle: Engage the rifle targets same instructions as pistols.

At B with shotgun: Engage the 4 SG targets.

Stages By:
Fast Enuff

ORYGUN COWBOYS STAGE 4



START: Standing at any position, at the ready.
Rifle loaded with 10 staged at position C.
Shotgun staged at any position.
Pistols holstered.

LINE: “ Are you tryin’ to make this hard? “

AT THE BEEP: Guns may be shot in ANY order.

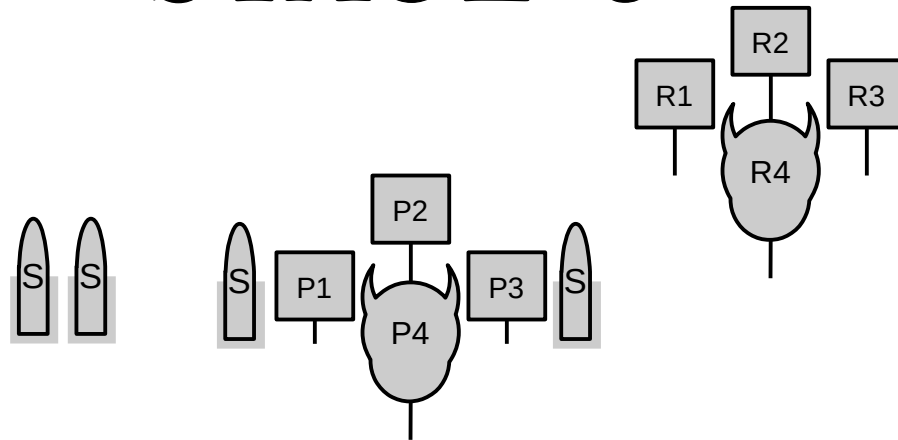
At A with shotgun: At A and B with shotgun engage 2 SG targets at each position.

At B with pistols: Engage pistols in a IRS sweep starting on P1.
1 on P1, 2 on P2, 3 on P3, 4 on P4.

At C with rifle: Engage the rifle targets same instructions as pistols.

Stages By:
Fast Enuff

ORYGUN COWBOYS STAGE 5



A



B



C



10 RIFLE

10 PISTOL

4+ SHOTGUN



START: Standing at any position, hands on hat.

Rifle loaded with 10 staged at position C.

Shotgun staged at any position.

Pistols holstered.

LINE: “ Looks like a storm’s comin’ . “

AT THE BEEP: Guns may be shot in ANY order.

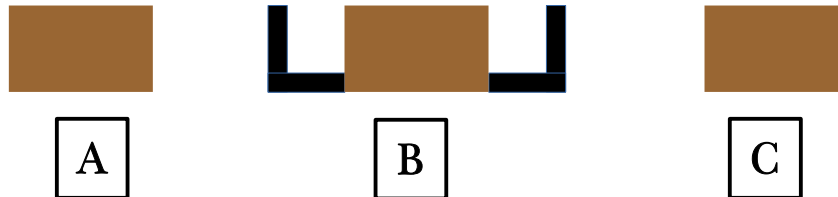
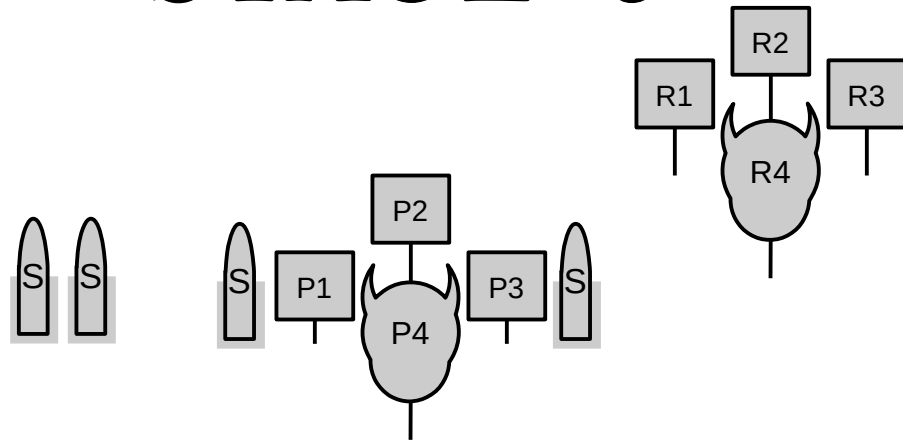
At A with shotgun: At A and B with shotgun engage 2 SG targets at each position.

At B with pistols: Alternate between P1 and P3 for 5 rounds AND alternate between P2 and P4 for 5 rounds.

At C with rifle: Engage the rifle targets same instructions as pistols.

Stages By:
Fast Enuff

ORYGUN COWBOYS STAGE 6



	10 RIFLE	10 PISTOL	4+ SHOTGUN	
---	----------	-----------	------------	---

START: Standing at any position, at the ready.
Rifle loaded with 10 staged at position C.
Shotgun staged at any position.
Pistols holstered.

LINE: “ Defend the herd. “

AT THE BEEP: Guns may be shot in ANY order.

At A with shotgun: At A and B with shotgun engage 2 SG targets at each position.

At B with pistols: Place at least 2 rounds on each P target. This is a round count.

At C with rifle: Engage the rifle targets same instructions as pistols.