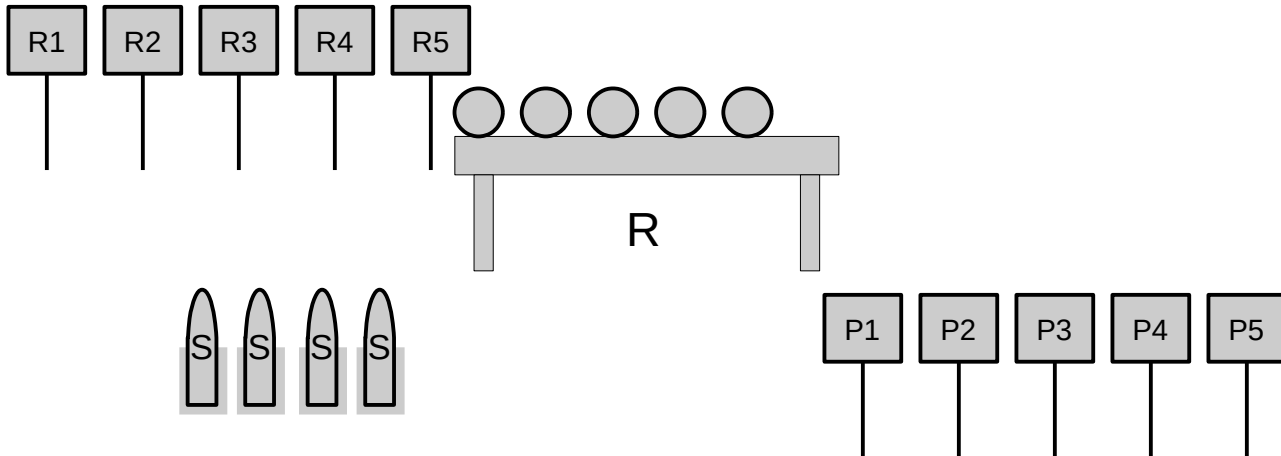


STAGE 1



A



B



START: Any position, hands on hat.

Shotgun staged on any table.

Rifle staged on table at A.

Pistols holstered.

LINE: “ You turkey! “

AT THE BEEP: (Guns may be shot in ANY order.)

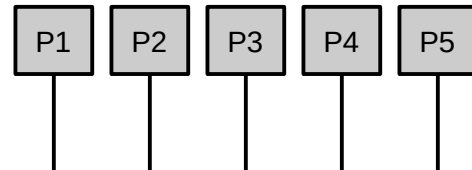
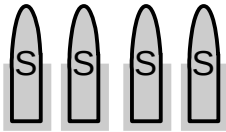
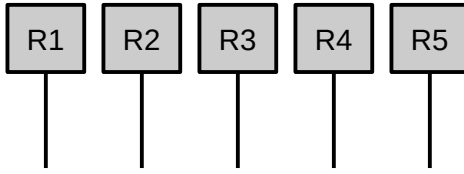
At “A” With Shotgun: Engage the 4 SG targets.

At “A” With Rifle: Starting on R1, sweep the rifle targets and plate rack from LEFT to RIGHT.

(The plates are no-miss 1 second BONUS each, solid targets are miss.)

At “C” With Pistols: Sweep pistol targets twice starting on the LEFT for both sweeps.

STAGE 2



START: Any position, hands at sides.

Shotgun staged on any table.

Rifle staged on table at A.

Pistols holstered.

LINE: “ Hold ‘em back while I cook. “

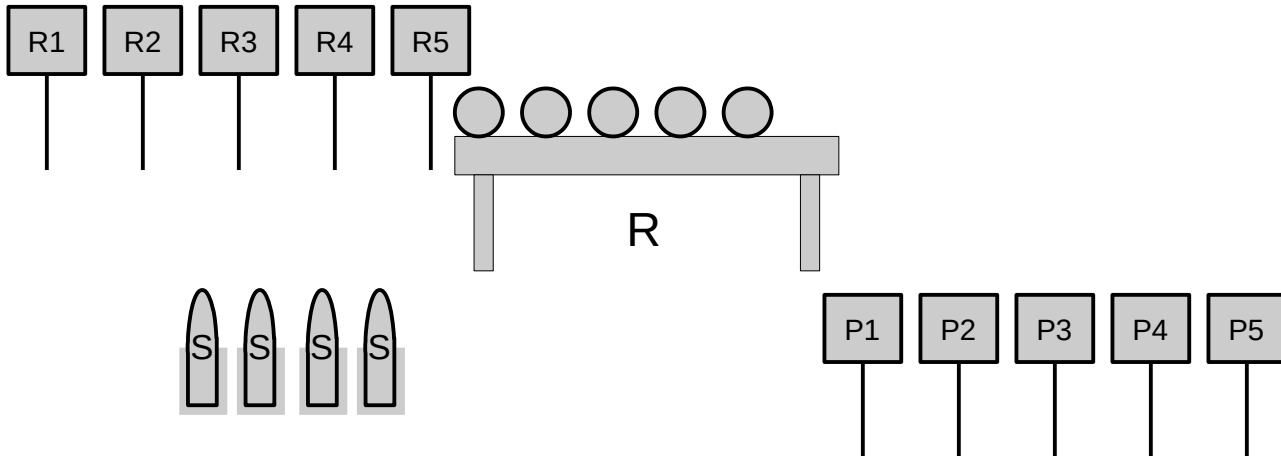
AT THE BEEP: (Guns may be shot in ANY order.)

At “A” With Shotgun: Engage the 4 SG targets.

At “A” With Rifle: Engage the rifle targets 1 on R1, 2 on R2 4 on R3, 2 on R4, 1 on R5. This is a round count, any order.

At “C” With Pistols: Engage pistol targets same instructions as rifle.

STAGE 3



START: Any position, hands on belt.

Shotgun staged on any table.

Rifle staged on table at A.

Pistols holstered.

LINE: “ Looks like the whole clan’s here. “

AT THE BEEP: (Guns may be shot in ANY order.)

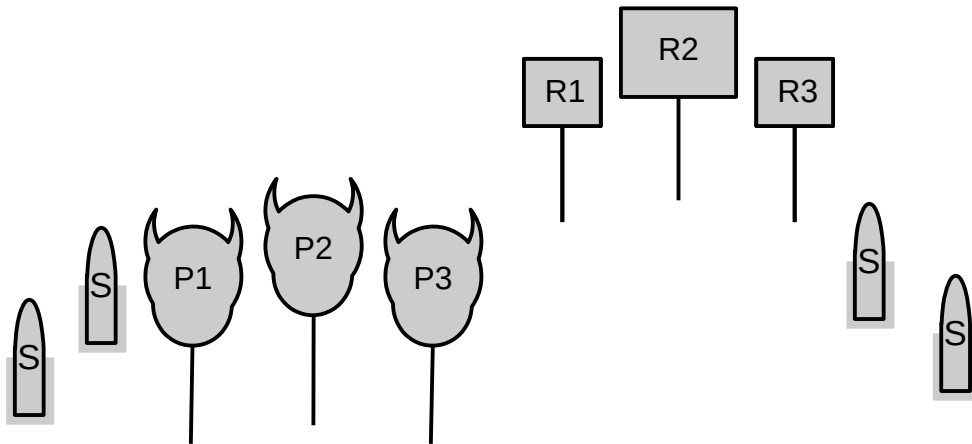
At “A” With Shotgun: Engage the 4 SG targets.

At “A” With Rifle: Starting on the right of the plate rack, sweep the plate rack and rifle targets from RIGHT to LEFT.

(The plates are no-miss 1 second BONUS each, solid targets are miss.)

At “C” With Pistols: Sweep pistol targets twice starting on the RIGHT for both sweeps.

STAGE 4



START: At any position, firearm of choice in hands.

Shotgun staged on any table.

Rifle staged on table at B.

Pistols holstered.

LINE: “ Are you going to give me the bird or not? “

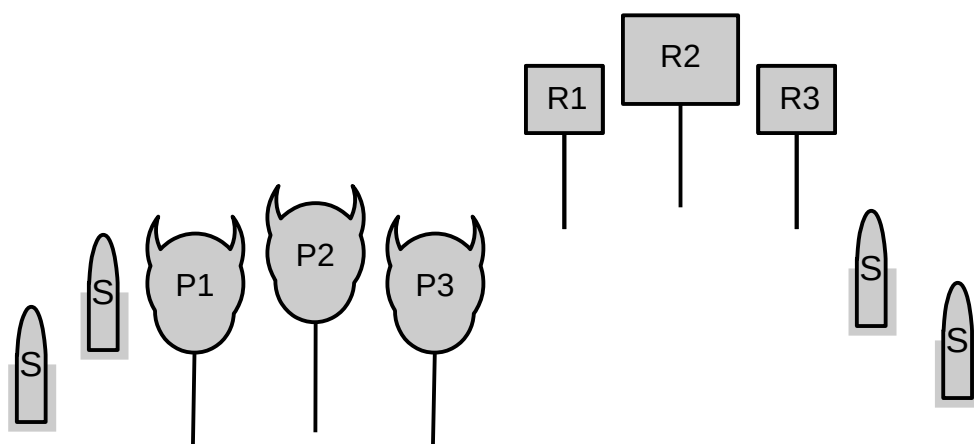
AT THE BEEP: (Guns may be shot in ANY order.)

At “A” With Pistols: Engage the pistol targets 1 on R1, 2 on R2, 2 on R3, 5 on R2.

At “B” With Rifle: Engage the rifle targets same instructions as pistols.

At “A and B” With Shotgun: Engage 2 knock-down targets from each position.

STAGE 5



START: At any position, hands at sides.

Shotgun staged on any table.

Rifle staged on table at B.

Pistols holstered.

LINE: “ Two helpings each. “

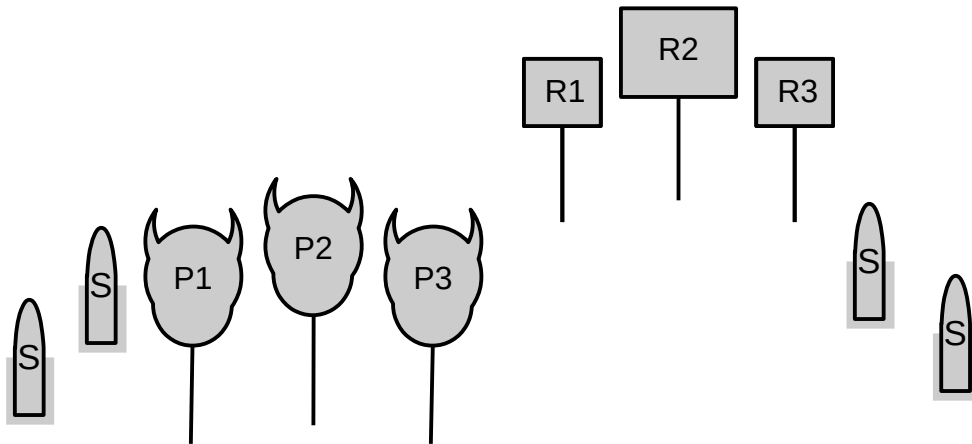
AT THE BEEP: (Guns may be shot in ANY order.)

At “A” With Pistols: Starting on either end double tap nevada sweep the pistol targets.

At “B” With Rifle: Engage the rifle targets same instructions as pistols.

At “A or B” With Shotgun: Engage 2 knock-down targets from one position only.

STAGE 6



	10 RIFLE	10 PISTOL	4+ SHOTGUN	
---	----------	-----------	------------	---

START: At any position, shotgun in hands.
Rifle staged on table at B.
Pistols holstered.

LINE: “ Let’s finish this I’m hungry. “

AT THE BEEP: (Shooter must begin with shotgun, pistol and rifle any order.)

At “A and B” With Shotgun: Engage 2 knock-down targets from each position.

At “A” With Pistols: Engage the pistol targets 3 on each target (round count) for 9 rounds THEN place the 10th round on P2.

At “B” With Rifle: Engage the rifle targets same instructions as pistols.