
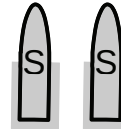
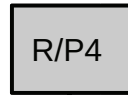
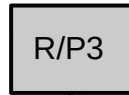
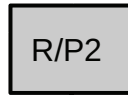
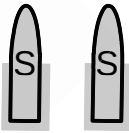


Stage 1



10+1 RIFLE 10 PISTOL 4+ SHOTGUN



Start: Rifle (10 loaded) and Shotgun staged empty on table, Pistols holstered with 5 rounds each, start behind table.

The rifle may be loaded with the 11th round from your person any time after the beep.

Position: Hands with 10 fingertips touching the table—may not be touching firearm

Line: 1776! **Order:** Firearms may be shot in any order from behind A

At the Beep:

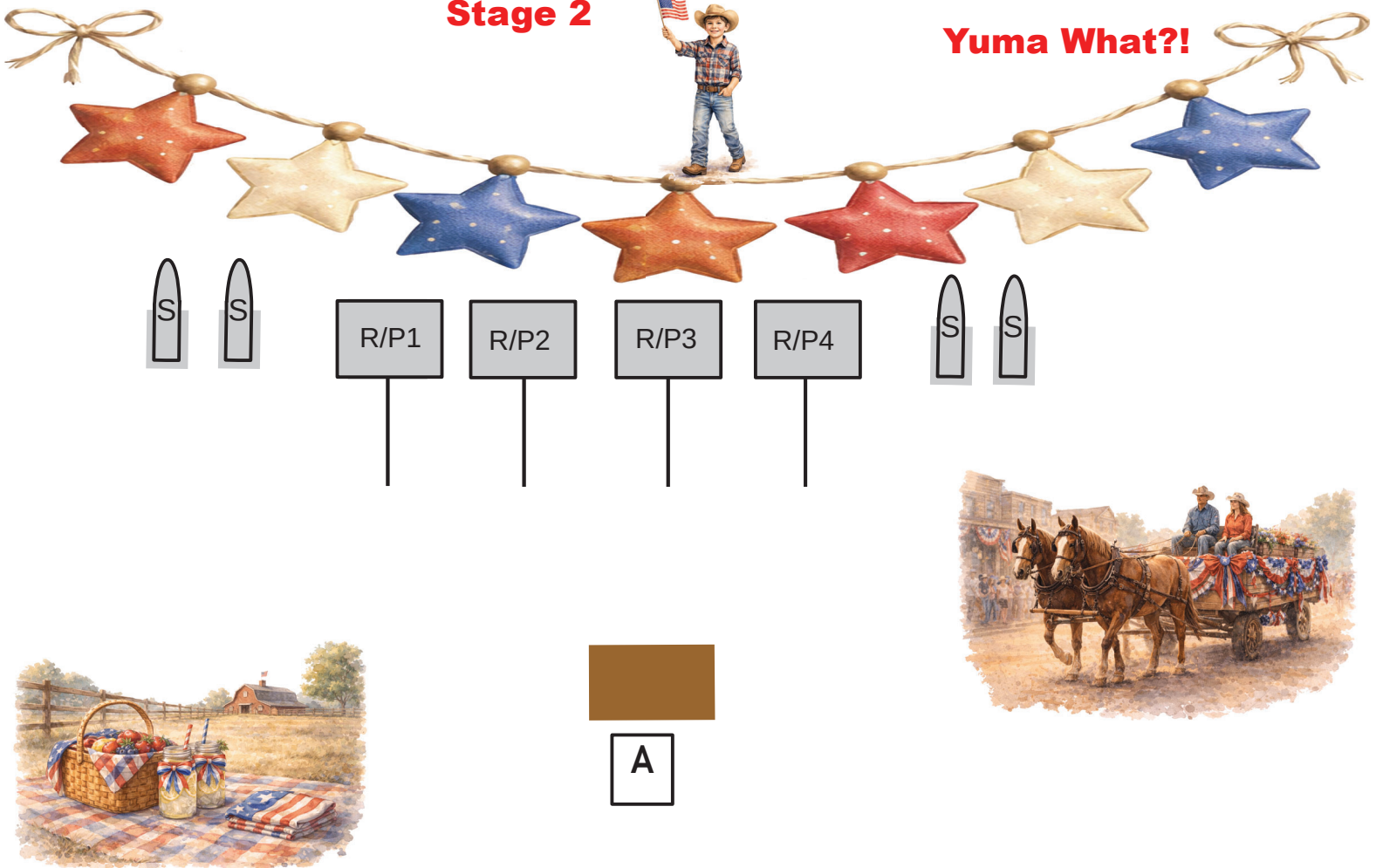
At A with the Rifle AND Pistol: Engage the targets in a round count 1776 pattern, one on R/P1, seven on R/P2, seven on R/P3 and six on R/P4 loading one in the rifle at some time after the beep {nod to Wolverton's 1873 stage}

At A with Shotgun: Engage 4 fallers till down, any order



Stage 2

Yuma What?!



 **10 RIFLE 10 PISTOL 4+ SHOTGUN** 

Start: Rifle 10 loaded and empty Shotgun staged on table, Pistols holstered with 5 rounds each, start behind table.

Position: Hands at sass ready—may hovering over firearm but not touching

Line: Yuma What?! **Order:** Firearms may be shot in any order from behind A

At the Beep:

At A with the Rifle: Engage the targets in a Yuma sweep starting on the left (RP1, RP2, RP3, RP4, RP3, RP2, RP2, RP1, RP1, RP1) *{From Canby's Annual}*

At A with the Pistol: Same instructions as rifle.

At A with Shotgun: Engage 4 fallers till down, any order





R/P1

R/P2

R/P3

R/P4

S



The IRS is Love



A



★ 10 RIFLE 10 PISTOL 2+ SHOTGUN ★

Start: Rifle 10 loaded and empty Shotgun staged on table, Pistols holstered with 5 rounds each, start behind table.

Position: Strong side hand on your heart and weak side hand touching your back pocket (or where it would be if you are back-pocket-less)

Line: The IRS Loves Us **Order:** Firearms may be shot in any order from behind A

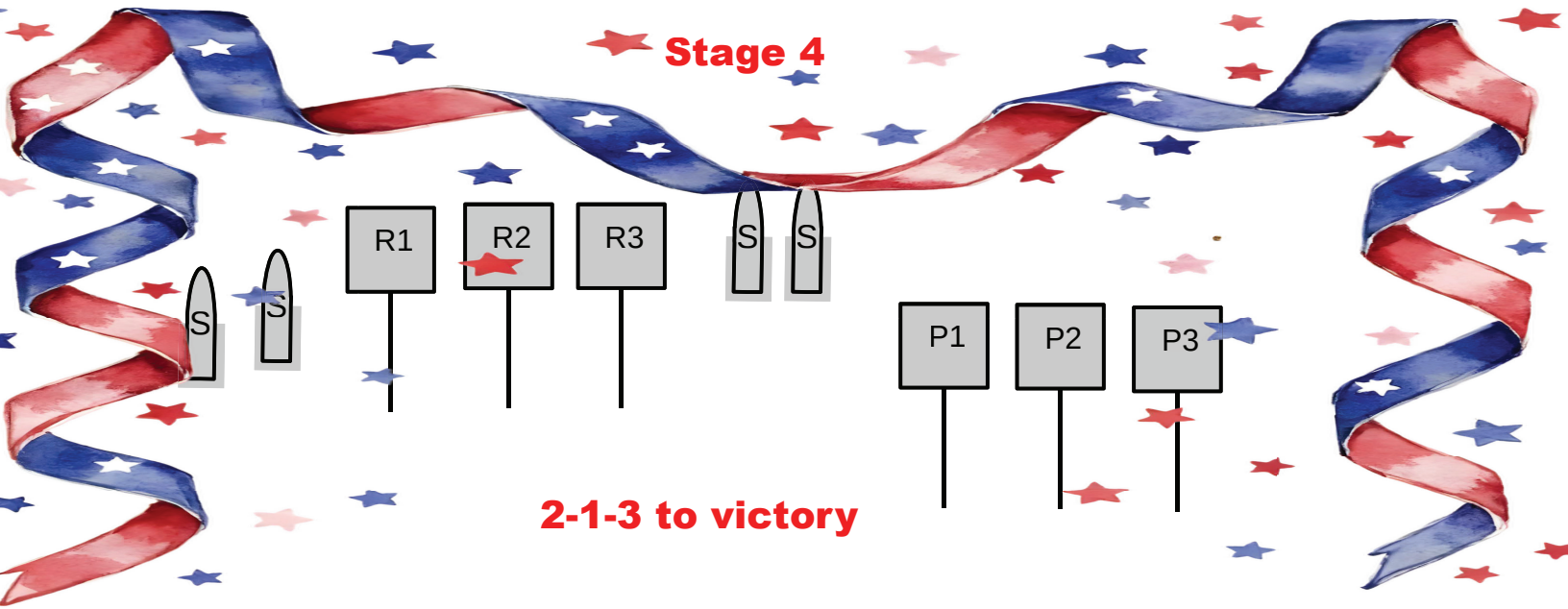
At the Beep:

At A with the Rifle: Engage the targets in an IRS (Lawrence Welk, etc.) sweep from either end, RP1, RP2, RP2, RP3, RP3, RP3, RP4, RP4, RP4, RP4 **OR** RP4, RP3, RP3, RP2, RP2, RP2, RP1, RP1, RP1, RP1

At A with the Pistol: Same instructions as rifle.

At A with Shotgun: Engage 2 fallers till down, any order





10 RIFLE 10 PISTOL 2+ SHOTGUN

Start: Rifle loaded with 10 and Shotgun empty, both staged on the table, Pistols holstered and loaded with 5 rounds each. Start standing behind the table.

Position: Hands both touching hat, or head if no hat.

Line: I have this! **Order:** Rifle or Pistol either can be first, shotgun is last

At the Beep:

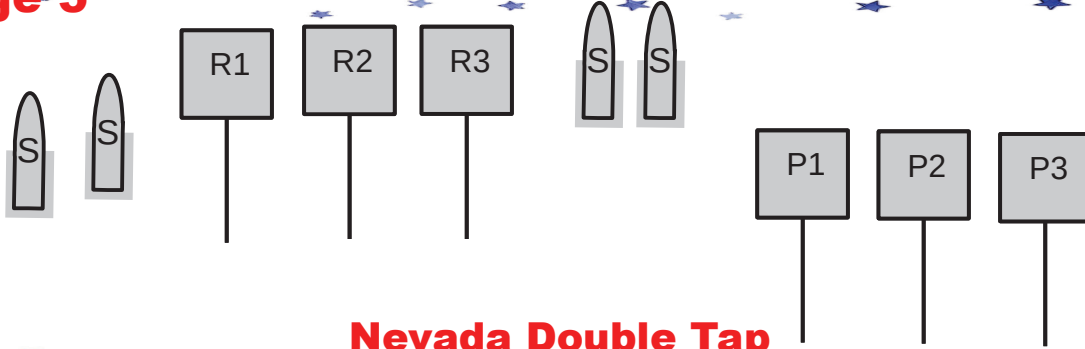
At A with the Rifle: Engage rifle targets R1-R3 in a continuous 2 shot sweep from either direction for six rounds (R1,R1,R2,R2,R3,R3 or R3,R3,R2,R2,R1,R1) AND engage the pistol targets (yes with the rifle) in a continuous 1 shot shot sweep from either end for three shots (P1,P2,P3 or P3,P2,P1) THEN AFTER BOTH SWEEPS place the last round on a faller. Fallers must fall to count—make up w/SG

At A with Pistols: Engage each of the three pistol targets in a triple tap sweep from either end (P1,P1,P1,P2,P2,P2,P3,P3,P3 or P3,P3,P3,P2,P2,P2,P1,P1,P1) THEN place the last round on a faller. Fallers must fall to count—make up w/SG

At A with Shotgun: Engage the two fallers, plus any remaining make ups from the rifle/pistol in any order—just knock them down.

Notes: With the rifle either the single or the double tap sweep may be shot first.

Stage 5



Nevada Double Tap



Start: Rifle loaded with 10 and Shotgun empty, both staged on the table, Pistols holstered and loaded with 5 rounds each. Start standing behind the table.

Position: Hands with 10 fingertips touching the table—may not be touching firearm

Line: Let's Double Tap Dance! **Order:** Firearms may be shot in any order

At the Beep:

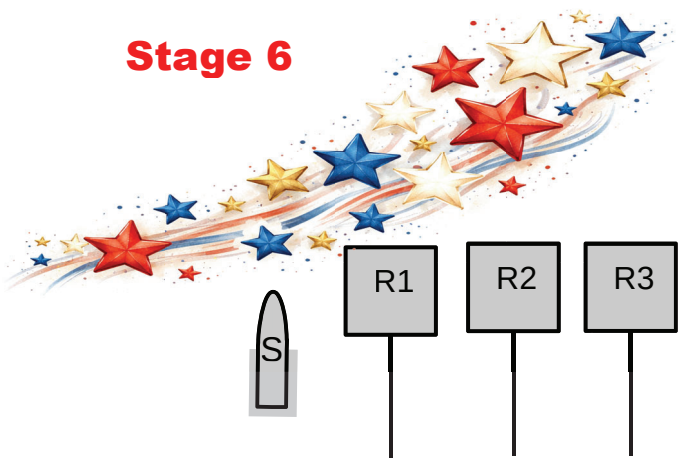
At A with the Rifle: Engage rifle targets R1-R3 in a double tap Nevada sweep from either end (R1,R1,R2,R2,R3,R3,R2,R2,R1,R1 or R3,R3,R2,R2,R1,R1,R2,R2,R3,R3)

At A with Pistols: Same instructions as Rifle on the pistol targets

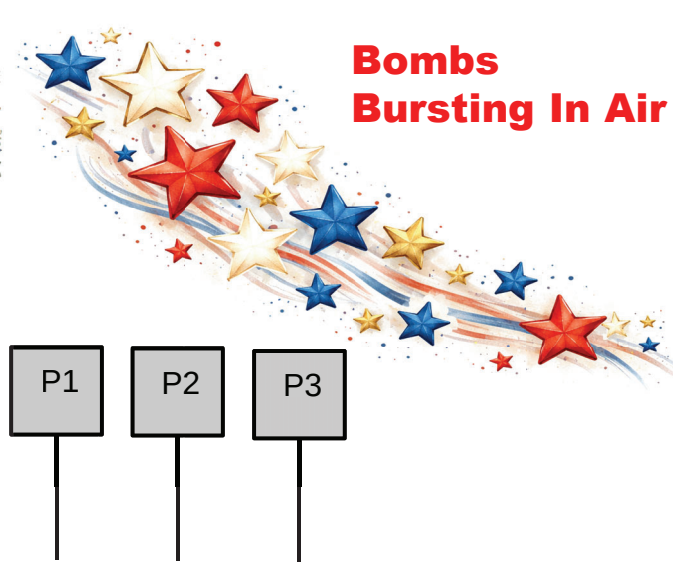
At A with Shotgun: Engage the fallers till down



Stage 6



Bombs Bursting In Air



A



★ **10 RIFLE** **10 PISTOL** **2+ SHOTGUN** ★

Start: Rifle loaded with 10 and Shotgun empty, both staged on the table, Pistols holstered and loaded with 5 rounds each. Start standing behind the table.

Position: Firearm or arms of choice in hands

Line: Bombs Bursting on Air! **Order:** Firearms may be shot in any order

At the Beep:

At A with the Rifle: Engage rifle targets in a bomb burst (yes made that up) sweep from either end (R1,R3,R2,R2,R2,R2,R2,R2,R2 or R3,R1,R2,R2,R2,R2,R2,R2,R2)

At A with Pistols: Same instructions as Rifle but on the pistol targets

At A with Shotgun: Engage the fallers till down

