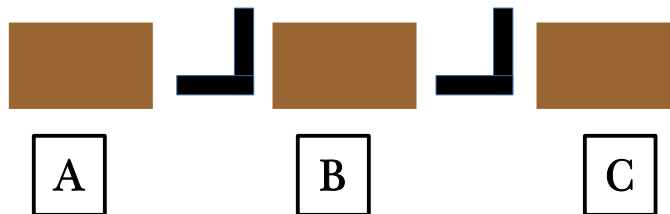
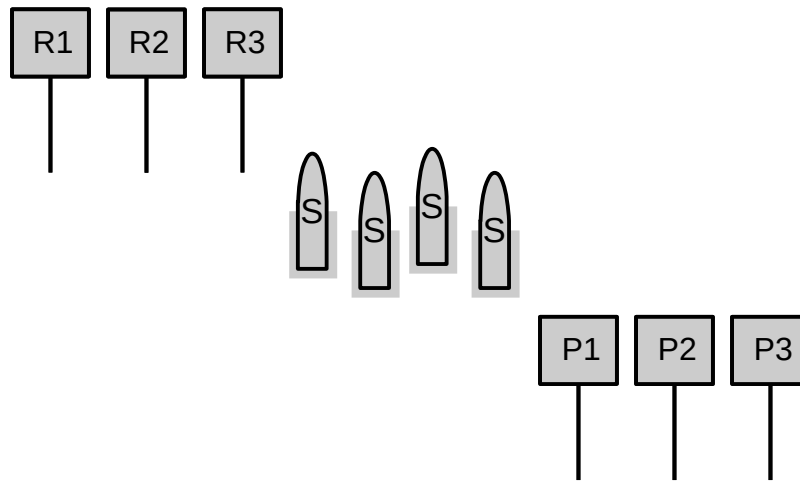


# STAGE 1



START: At position B, shotgun open and empty held in hands.  
Rifle loaded w/10 rds staged at position A.  
Pistols loaded w/5 each and holstered.

**LINE:** “ Who? “

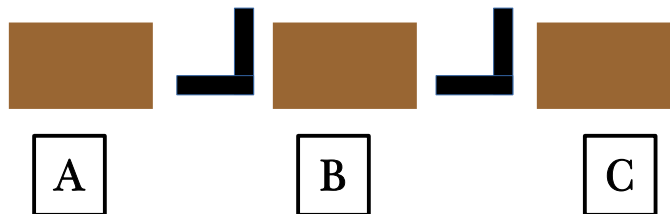
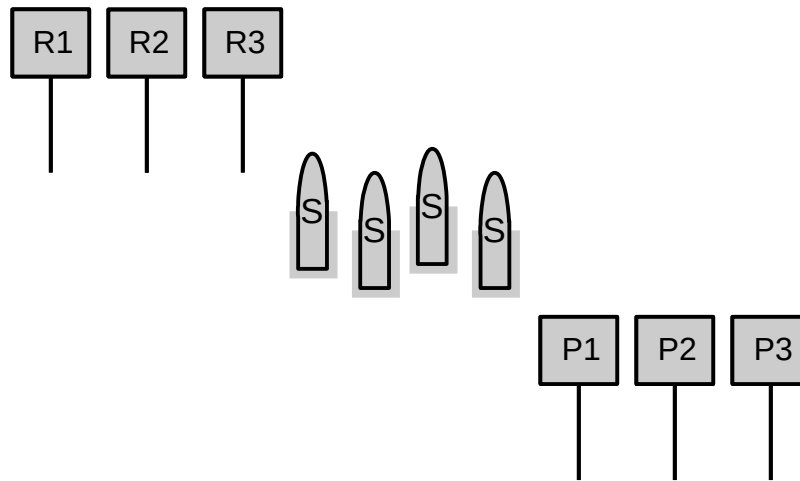
AT THE BEEP: (Shooter may shoot rifle or pistols after shotgun.)

At “B” With Shotgun: Engage the four SG targets.

At “A” With Rifle: Engage Rifle targets targets in a 3-4-3 sweep starting on either end.

At “C” With Pistols: Engage Pistol targets same instructions as rifle.

# STAGE 2



START: At position A, hands on hat or top of head.

Rifle loaded w/10 rds held in hands.

Shotgun open and empty staged at any position.

Pistols loaded w/5 each and holstered.

**LINE:** “.What?”

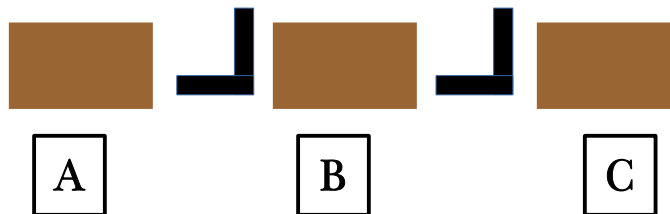
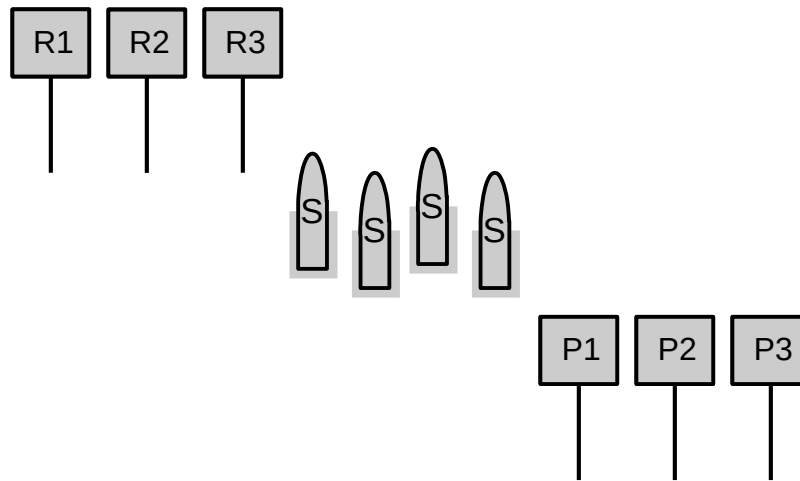
AT THE BEEP:

At “A” With Rifle: Engage Rifle targets in a 2-3-5 sweep starting on either end. Make rifle safe and move to C.

At “C” With Pistols: Engage Pistol targets same instructions as rifle. Move to B.

At “B” With Shotgun: Engage the four SG targets.

# STAGE 3



START: At any position, at the ready.

Rifle loaded w/10 rds staged at position A.

Shotgun open and empty staged at any position.

Pistols loaded w/5 each and holstered.

**LINE: "Where?"**

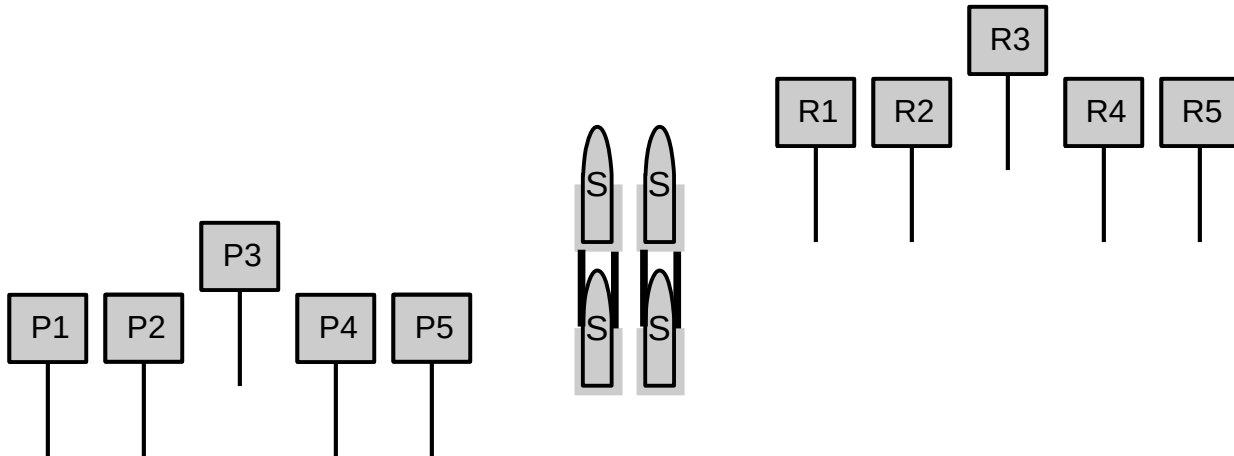
AT THE BEEP: (Guns may be shot in ANY order)

At "A" With Rifle: Engage Rifle targets in a double tap nevada sweep starting on either end.

At "B" With Shotgun: Engage the four SG targets.

At "C" With Pistols: Engage Pistol targets same instructions as rifle.

# STAGE 4



A



B



C



10 RIFLE

10 PISTOL

4+ SHOTGUN



START: At position A or C, hands flat on table.

Pistols loaded w/5 each and holstered.

Rifle loaded w/10 rds staged at position C.

Shotgun staged at any position.

**LINE: “ When? “**

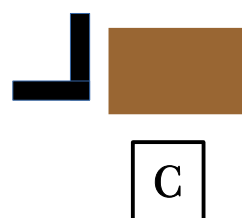

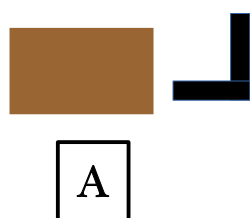
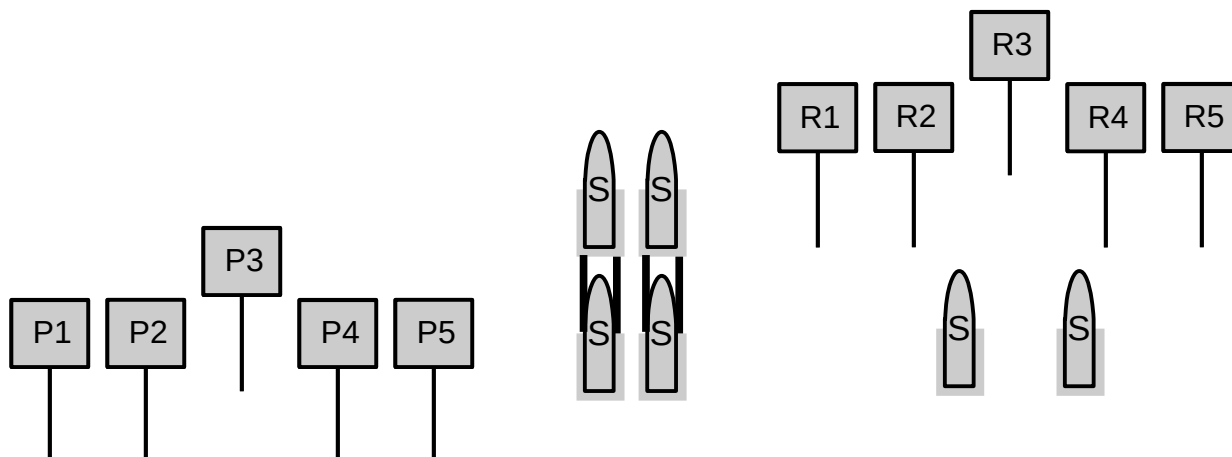
AT THE BEEP:

At “A” With Pistols: Place one round on P3 then sweep the front targets either direction. Repeat.

At “B” With Shotgun: Engage the four SG targets..

At “C” With Rifle: Engage the rifle targets same instructions as pistols.

# STAGE 5



10 RIFLE    10 PISTOL    6+ SHOTGUN



**START:** Any position, firearm of choice in hands.

Pistols loaded w/5 each and holstered.

Rifle loaded w/10 rds staged at position C.

Shotgun staged at any position.

**LINE:**    “ Why? “

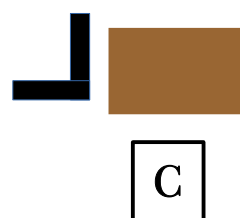

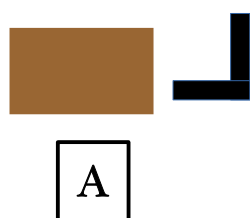
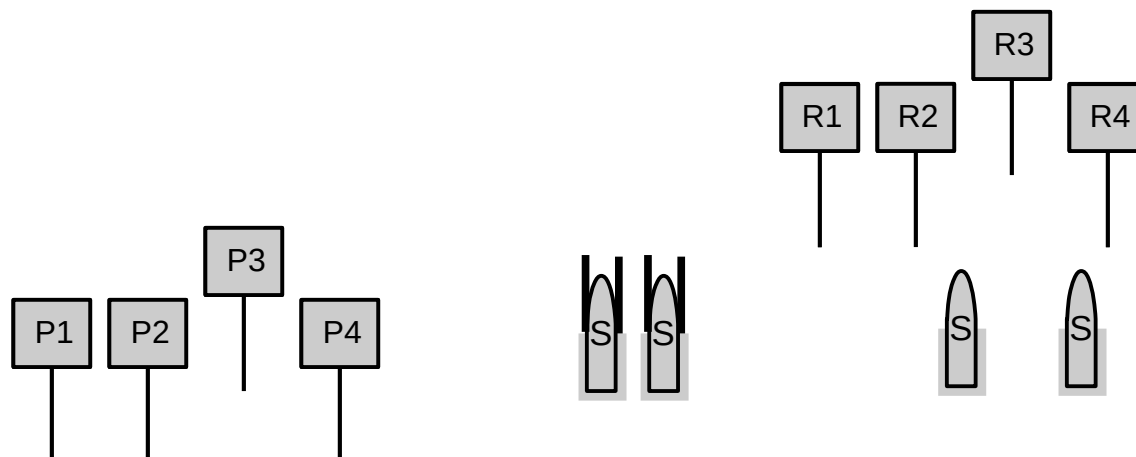
**AT THE BEEP:** (Guns may be shot in ANY order)

At “A” With Pistols: Engage the pistol targets 10 rounds on 5 targets, each target must be engaged at least once.

At “B and C” With Shotgun: Engage the four SG targets at B and the two SG targets at C.

At “C” With Rifle: Engage the rifle targets same instructions as pistols.

# STAGE 6



START: A or C, hands touching the prop.  
Pistols loaded w/5 each and holstered.  
Rifle loaded w/10 rds staged at position C.  
Shotgun staged at any position.

**LINE: "How?"**

**AT THE BEEP:**

At "A" With Pistols: Engage the pistol targets: 1,2,3,4,3, 3,3,2,2,1.

At "B and C" With Shotgun: Engage the four SG targets at B and the two SG targets at C.

At "C" With Rifle: Engage the rifle targets same instructions as pistols.