

South Coast Shores Homeowners Association

Financial Reports



**April
2026**

South Coast Shores Homeowners Association Community Financial Overview April 30, 2026

Cash

<table style="width: 100%; border-collapse: collapse;"> <tr> <td style="width: 30%;"></td> <td style="text-align: center;">Current Mo.</td> <td style="text-align: center;">Change</td> <td></td> </tr> <tr> <td>Operating</td> <td style="text-align: right;">\$134,173</td> <td style="text-align: right;">(\$84,827)</td> <td style="text-align: center;">↓</td> </tr> <tr> <td>Reserves</td> <td style="text-align: right;">\$1,019,326</td> <td style="text-align: right;">\$111,828</td> <td style="text-align: center;">↑</td> </tr> <tr> <td colspan="2">Adequate Operating Cash?</td> <td style="text-align: center;">Yes</td> <td></td> </tr> <tr> <td colspan="2">Amount Due to Reserves</td> <td style="text-align: center;">\$0</td> <td></td> </tr> <tr> <td colspan="2">Repayment in Progress?</td> <td style="text-align: center;">N/A</td> <td></td> </tr> </table>		Current Mo.	Change		Operating	\$134,173	(\$84,827)	↓	Reserves	\$1,019,326	\$111,828	↑	Adequate Operating Cash?		Yes		Amount Due to Reserves		\$0		Repayment in Progress?		N/A		<p>\$134,173</p> <p>\$82,067</p> <p>Operating Cash Balance Minimum Recommended Balance</p>
	Current Mo.	Change																							
Operating	\$134,173	(\$84,827)	↓																						
Reserves	\$1,019,326	\$111,828	↑																						
Adequate Operating Cash?		Yes																							
Amount Due to Reserves		\$0																							
Repayment in Progress?		N/A																							

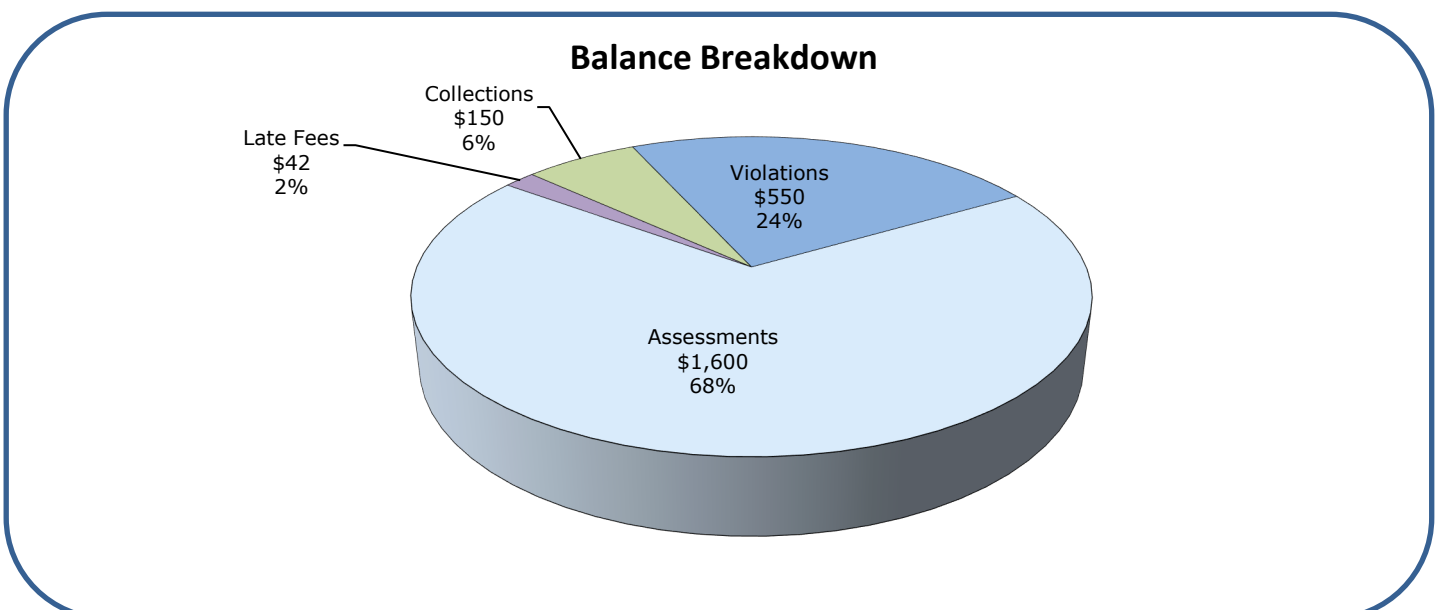
Impending Investment Maturities		
Bank	G/L Acct	Maturity
First Foundation	15050	05/01/26
Alliance	15055	07/17/26
Schwab	15098	05/31/26

Reinvest funds into CDs after evaluating the amount of reserve cash needed for upcoming projects

Uninsured Cash Balances		
Bank	Total Cash in Bank	Uninsured Portion
Columbia	\$340,880	\$90,880

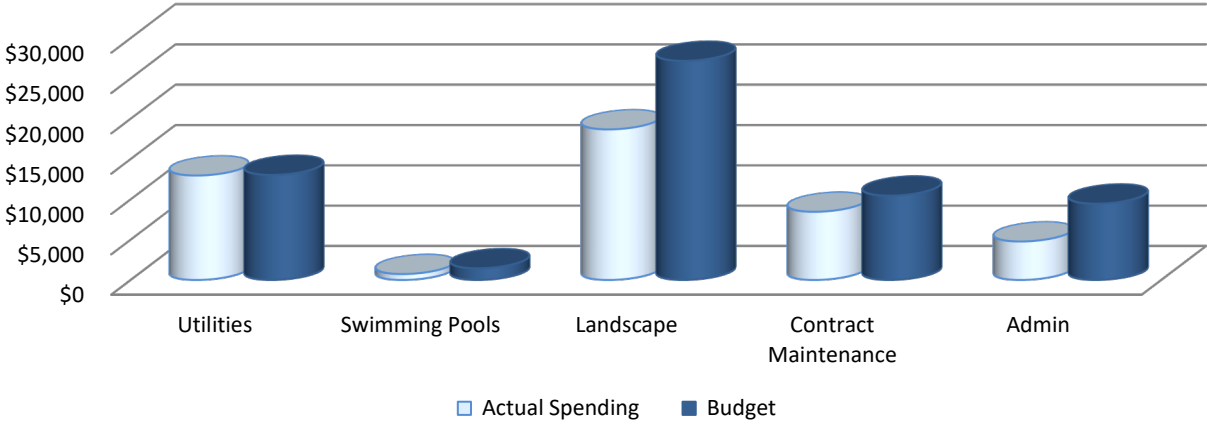
Uninsured amounts are at risk if the bank fails. To avoid potential losses, transfer funds to a different bank as soon as possible.

Assessments Receivable



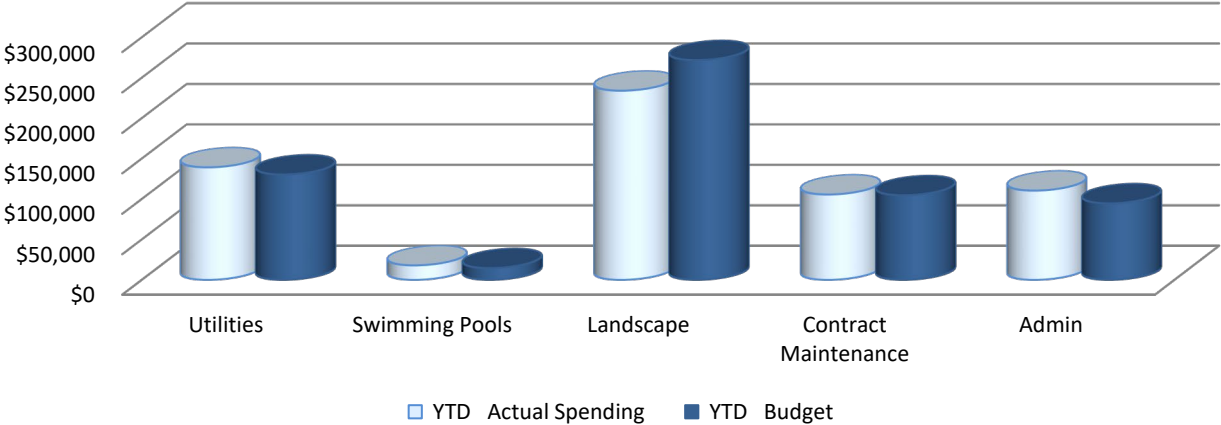
South Coast Shores Homeowners Association Community Financial Overview

Current Month



In the month of April, the Association spent less than the budgeted amount for every category of Operating Expenses.

Year-to-Date



For more details of spending, please see the enclosed Statement of Expenses.

Comments:
N/A

South Coast Shores Homeowners Association

Balance Sheet as of 4/30/2026

Assets	Operating	Reserve	Total
Operating: Cash & Investments			
10100 - Columbia Op x0834	\$134,173.11		\$134,173.11
Total Operating: Cash & Investments	\$134,173.11		\$134,173.11
Operating: Receivables			
11150 - Accounts Receivable	\$2,341.52		\$2,341.52
11190 - Less Allowance For Past Due Accts	(\$604.57)		(\$604.57)
Total Operating: Receivables	\$1,736.95		\$1,736.95
Reserves: Cash			
14100 - Columbia MMA x1195		\$206,706.62	\$206,706.62
14200 - FCB MMA x1224		\$137,876.18	\$137,876.18
14310 - Charles Schwab MMA		\$0.03	\$0.03
Total Reserves: Cash		\$344,582.83	\$344,582.83
Reserves: Investments			
15010 - Charles Schwab - US Treasury Money		\$105,647.96	\$105,647.96
15050 - First Foundation x7973 Mat.05-01-2026 3.440 % 13mths		\$174,720.77	\$174,720.77
15055 - Alliance x2689 Mat. 07-17-2026 4.4% 11mths		\$108,557.52	\$108,557.52
15070 - First Foundation x7797 Mat. 12-14- 2026 12mths		\$106,861.38	\$106,861.38
15098 - Charles Schwab - US Treasury Bill Mat. 05-31-2026 4.03% 9mths		\$120,171.10	\$120,171.10
15099 - FCB CD - Purchase Pending		\$58,784.21	\$58,784.21
Total Reserves: Investments		\$674,742.94	\$674,742.94
Total Assets	\$135,910.06	\$1,019,325.77	\$1,155,235.83

South Coast Shores Homeowners Association

Balance Sheet as of 4/30/2026

Liabilities / Equity	Operating	Reserve	Total
Liabilities			
20200 - Accrued Expenses	\$15.00		\$15.00
21120 - Deposits: Clubhouse	\$1,175.00		\$1,175.00
21500 - Prepaid Assessments	\$10,742.21		\$10,742.21
Total Liabilities	\$11,932.21		\$11,932.21
Reserve Fund Balances			
33600 - General Reserves		\$1,006,917.45	\$1,006,917.45
38990 - Interest		\$12,408.32	\$12,408.32
Total Reserve Fund Balances		\$1,019,325.77	\$1,019,325.77
Equity			
39900 - Prior Year Surplus (Deficit)	\$282,751.14		\$282,751.14
39950 - Current Year Surplus (Deficit)	(\$158,773.29)		(\$158,773.29)
Total Equity	\$123,977.85		\$123,977.85
Total Liabilities / Equity	\$135,910.06	\$1,019,325.77	\$1,155,235.83

South Coast Shores Homeowners Association

Statement of Revenues and Expenses 4/1/2026 - 4/30/2026

	Current Period			Year To Date			Annual Budget
	Actual	Budget	Variance	Actual	Budget	Variance	
Operating Income							
Revenue							
40100 - Assessments	72,800.00	72,800.00	-	728,000.00	728,000.00	-	873,600.00
40500 - Clubhouse Rental	350.00	-	350.00	3,650.00	-	3,650.00	-
40600 - Collection Fees	35.00	-	35.00	335.00	-	335.00	-
40800 - Interest Charges	1.95	-	1.95	25.90	-	25.90	-
40900 - Key Fees	-	-	-	25.00	-	25.00	-
41000 - Late Charges	10.00	-	10.00	130.00	-	130.00	-
41375 - Owner Work Order Reimb.	-	-	-	3,585.00	-	3,585.00	-
41600 - Transmitters	-	-	-	435.00	-	435.00	-
44010 - Interest Income	845.33	-	845.33	13,997.77	-	13,997.77	-
Total Revenue	74,042.28	72,800.00	1,242.28	750,183.67	728,000.00	22,183.67	873,600.00
Total Income	74,042.28	72,800.00	1,242.28	750,183.67	728,000.00	22,183.67	873,600.00

Operating Expense

Utility Expenses							
50200 - Electricity	3,212.37	3,833.33	620.96	39,960.50	38,333.30	(1,627.20)	46,000.00
50300 - Gas	913.63	875.00	(38.63)	9,957.50	8,750.00	(1,207.50)	10,500.00
50400 - Refuse Removal	8,127.92	7,731.25	(396.67)	81,176.39	77,312.50	(3,863.89)	92,775.00
50700 - Telephone - Entry Gates	217.80	178.00	(39.80)	1,893.00	1,780.00	(113.00)	2,136.00
50800 - Water	476.18	408.33	(67.85)	6,125.58	4,083.30	(2,042.28)	4,900.00
Total Utility Expenses	12,947.90	13,025.91	78.01	139,112.97	130,259.10	(8,853.87)	156,311.00

Pool / Spa Expenses							
55100 - Pool / Spa: Service Contract	-	687.50	687.50	6,086.10	6,875.00	788.90	8,250.00
55300 - Pool / Spa: Supplies	727.07	333.33	(393.74)	10,935.52	3,333.30	(7,602.22)	4,000.00
55400 - Equipment Repairs	-	283.33	283.33	-	2,833.30	2,833.30	3,400.00
55500 - Health Department Fees	-	139.00	139.00	858.00	1,390.00	532.00	1,668.00
Total Pool / Spa Expenses	727.07	1,443.16	716.09	17,879.62	14,431.60	(3,448.02)	17,318.00

Landscape Expenses							
60100 - Landscape: Service Contract	16,540.21	16,540.25	.04	164,614.47	165,402.50	788.03	198,483.00
60200 - Landscape: Extras	965.00	1,677.75	712.75	25,160.50	16,777.50	(8,383.00)	20,133.00
60300 - Landscape: Replacement	-	2,660.00	2,660.00	-	26,600.00	26,600.00	31,920.00
60540 - Landscape: Mulch	-	1,250.00	1,250.00	-	12,500.00	12,500.00	15,000.00
60800 - Irrigation: Repairs / Maintenance	1,166.25	2,500.00	1,333.75	17,417.25	25,000.00	7,582.75	30,000.00
61075 - Swans	-	41.67	41.67	173.11	416.70	243.59	500.00
61100 - Tree Trimming	-	2,500.00	2,500.00	26,539.00	25,000.00	(1,539.00)	30,000.00
Total Landscape Expenses	18,671.46	27,169.67	8,498.21	233,904.33	271,696.70	37,792.37	326,036.00

Contracts, Maint. & Repair Expenses							
70100 - Access Gate Repairs	1,145.86	916.67	(229.19)	5,514.76	9,166.70	3,651.94	11,000.00
70600 - Common Area: Maintenance	1,485.00	2,447.50	962.50	26,841.62	24,475.00	(2,366.62)	29,370.00
71400 - Fire Safety	-	66.67	66.67	1,921.72	666.70	(1,255.02)	800.00

South Coast Shores Homeowners Association

Statement of Revenues and Expenses 4/1/2026 - 4/30/2026

	Current Period			Year To Date			Annual Budget
	Actual	Budget	Variance	Actual	Budget	Variance	
Operating Expense							
72500 - Janitorial: Service Contract	969.92	1,232.00	262.08	9,284.08	12,320.00	3,035.92	14,784.00
72600 - Janitorial: Supplies/Extras	44.33	41.67	(2.66)	480.55	416.70	(63.85)	500.00
72700 - Keys & Locks	749.17	14.58	(734.59)	1,504.31	145.80	(1,358.51)	175.00
72900 - Lighting: Repairs / Supplies	-	333.33	333.33	9,014.73	3,333.30	(5,681.43)	4,000.00
73200 - Patrol Service	2,334.94	1,167.50	(1,167.44)	11,721.40	11,675.00	(46.40)	14,010.00
73300 - Pest & Rodent Control: Contract	350.00	300.00	(50.00)	3,300.00	3,000.00	(300.00)	3,600.00
73400 - Pest & Rodent Control: Extras	-	125.00	125.00	-	1,250.00	1,250.00	1,500.00
74600 - Street Sweeping	1,371.50	1,371.50	-	13,662.25	13,715.00	52.75	16,458.00
74915 - Waterscape Maintenance	-	1,985.00	1,985.00	22,266.64	19,850.00	(2,416.64)	23,820.00
75020 - Goose Removal Contract	-	450.00	450.00	-	4,500.00	4,500.00	5,400.00
Total Contracts, Maint. & Repair Expenses	8,450.72	10,451.42	2,000.70	105,512.06	104,514.20	(997.86)	125,417.00
General & Administrative Expenses							
80400 - Audit / Tax Returns	-	110.42	110.42	1,475.00	1,104.20	(370.80)	1,325.00
80500 - Collection / Bad Debt Expense	-	-	-	(161.60)	-	161.60	-
80600 - Bank Charges	-	-	-	25.00	-	(25.00)	-
80700 - Collection Expenses	30.00	125.00	95.00	287.41	1,250.00	962.59	1,500.00
81200 - Insurance	-	4,583.33	4,583.33	58,347.00	45,833.30	(12,513.70)	55,000.00
81900 - Legal Service	-	145.83	145.83	2,955.48	1,458.30	(1,497.18)	1,750.00
82400 - Operating Contingency	-	96.25	96.25	-	962.50	962.50	1,155.00
82600 - Community Wide Notifications	246.32	583.33	337.01	3,589.46	5,833.30	2,243.84	7,000.00
82700 - Professional Management: Contract	4,000.00	3,324.00	(676.00)	30,592.00	33,240.00	2,648.00	39,888.00
82800 - Miscellaneous Administration	491.00	83.33	(407.67)	2,680.40	833.30	(1,847.10)	1,000.00
83000 - Reserve Study	-	75.00	75.00	1,030.00	750.00	(280.00)	900.00
83100 - Tax: Federal	-	41.67	41.67	7,199.00	416.70	(6,782.30)	500.00
83200 - Tax: State	-	291.67	291.67	2,335.00	2,916.70	581.70	3,500.00
Total General & Administrative Expenses	4,767.32	9,459.83	4,692.51	110,354.15	94,598.30	(15,755.85)	113,518.00
Contributions to Reserves							
93600 - General Reserves	111,250.00	11,250.00	(100,000.00)	289,785.51	112,500.00	(177,285.51)	135,000.00
98990 - Interest	845.33	-	(845.33)	12,408.32	-	(12,408.32)	-
Total Contributions to Reserves	112,095.33	11,250.00	(100,845.33)	302,193.83	112,500.00	(189,693.83)	135,000.00
Total Expense	157,659.80	72,799.99	(84,859.81)	908,956.96	727,999.90	(180,957.06)	873,600.00
Operating Net Total	(83,617.52)	.01	(83,617.53)	(158,773.29)	.10	(158,773.39)	-
Net Total	(83,617.52)	.01	(83,617.53)	(158,773.29)	.10	(158,773.39)	-

South Coast Shores Homeowners Association

Reserve Summary For 4/1/2026 - 4/30/2026

	Beginning Balance	Contributions	Expenditures	Transfers	Ending Balance	Budget	Variance
33600 - General Reserves	895,934.59	11,250.00	(267.14)	100,000.00	1,006,917.45	11,250.00	-
38990 - Interest	11,562.99	845.33	-	-	12,408.32	-	845.33
Net Total	\$907,497.58	\$12,095.33	(\$267.14)	(\$100,000.00)	\$1,019,325.77	\$11,250.00	\$845.33

South Coast Shores Homeowners Association

Reserve Summary For 7/1/2025 - 4/30/2026

	Beginning Balance	Contributions	Expenditures	Transfers	Ending Balance	Budget	Variance
33600 - General Reserves	809,061.79	112,500.00	(91,929.85)	177,285.51	1,006,917.45	112,500.00	-
38990 - Interest	-	12,408.32	-	-	12,408.32	-	12,408.32
Net Total	\$809,061.79	\$124,908.32	(\$91,929.85)	(\$177,285.51)	\$1,019,325.77	\$112,500.00	\$12,408.32

South Coast Shores Homeowners Association

Summary Statement of Revenues and Expenses For 4/30/2026

	Jul	Aug	Sep	Oct	Nov	Dec	Jan	Feb	Mar	Apr	May	Jun	Total
Operating Income													
Revenue													
40100 - Assessments	72,800	72,800	72,800	72,800	72,800	72,800	72,800	72,800	72,800	72,800	-	-	728,000
40500 - Clubhouse Rental	450	150	350	-	150	900	-	650	650	350	-	-	3,650
40600 - Collection Fees	150	-	-	-	-	-	-	150	-	35	-	-	335
40800 - Interest Charges	3	7	-	2	2	4	8	4	(6)	2	-	-	26
40900 - Key Fees	-	25	-	-	-	-	-	-	-	-	-	-	25
41000 - Late Charges	10	10	-	10	20	20	20	20	10	10	-	-	130
41375 - Owner Work Order Reimb.	-	-	-	-	2,465	-	1,000	120	-	-	-	-	3,585
41600 - Transmitters	-	105	155	-	35	35	-	35	70	-	-	-	435
44010 - Interest Income	1,560	3,200	1,566	1,575	1,125	1,574	874	857	822	845	-	-	13,998
Total Revenue	74,973	76,296	74,871	74,387	76,597	75,333	74,702	74,636	74,346	74,042	-	-	750,184
Total Income	74,973	76,296	74,871	74,387	76,597	75,333	74,702	74,636	74,346	74,042	-	-	750,184

Operating Expense

Utility Expenses													
50200 - Electricity	4,549	5,266	4,967	5,299	3,455	3,419	3,084	3,332	3,376	3,212	-	-	39,961
50300 - Gas	916	670	671	754	1,457	1,996	1,167	767	646	914	-	-	9,958
50400 - Refuse Removal	-	16,279	8,128	7,954	8,176	8,128	8,128	-	16,256	8,128	-	-	81,176
50700 - Telephone - Entry Gates	188	188	176	176	176	176	205	392	-	218	-	-	1,893
50800 - Water	1,852	-	490	-	484	-	482	1,849	493	476	-	-	6,126
Total Utility Expenses	7,504	22,403	14,433	14,182	13,749	13,719	13,065	6,339	20,770	12,948	-	-	139,113

Pool / Spa Expenses													
55100 - Pool / Spa: Service Contract	1,431	357	550	1,773	475	475	-	513	513	-	-	-	6,086
55300 - Pool / Spa: Supplies	463	1,267	824	559	4,650	63	249	1,245	890	727	-	-	10,936
55500 - Health Department Fees	-	-	-	-	-	858	-	-	-	-	-	-	858
Total Pool / Spa Expenses	1,894	1,624	1,374	2,332	5,125	1,396	249	1,757	1,402	727	-	-	17,880

Landscape Expenses													
60100 - Landscape: Service Contract	15,753	16,540	16,540	16,540	16,540	16,540	16,540	16,540	16,540	16,540	-	-	164,614

South Coast Shores Homeowners Association

Summary Statement of Revenues and Expenses For 4/30/2026

	Jul	Aug	Sep	Oct	Nov	Dec	Jan	Feb	Mar	Apr	May	Jun	Total
Operating Expense													
60200 - Landscape: Extras	3,995	9,587	1,665	1,411	510	1,658	2,588	1,306	1,476	965	-	-	25,161
60800 - Irrigation: Repairs / Maintenance	6,967	2,955	381	798	1,445	816	227	-	2,662	1,166	-	-	17,417
61075 - Swans	-	-	-	47	73	-	52	-	-	-	-	-	173
61100 - Tree Trimming	-	5,500	618	-	-	803	-	-	19,619	-	-	-	26,539
Total Landscape Expenses	26,715	34,582	19,204	18,797	18,568	19,816	19,408	17,846	40,297	18,671	-	-	233,904
Contracts, Maint. & Repair Expenses													
70100 - Access Gate Repairs	339	85	85	547	520	-	2,793	-	-	1,146	-	-	5,515
70600 - Common Area: Maintenance	1,281	-	370	3,464	1,600	250	5,025	205	13,162	1,485	-	-	26,842
71400 - Fire Safety	101	-	-	-	-	-	-	1,821	-	-	-	-	1,922
72500 - Janitorial: Service Contract	1,197	-	896	970	1,370	970	972	970	970	970	-	-	9,284
72600 - Janitorial: Supplies/Extras	185	-	-	47	-	-	47	55	103	44	-	-	481
72700 - Keys & Locks	-	-	555	-	-	-	200	-	-	749	-	-	1,504
72900 - Lighting: Repairs / Supplies	684	595	1,192	1,675	1,836	-	828	223	1,982	-	-	-	9,015
73200 - Patrol Service	1,167	1,167	-	2,335	1,167	-	1,167	2,382	-	2,335	-	-	11,721
73300 - Pest & Rodent Control: Contract	300	300	300	350	300	350	350	350	350	350	-	-	3,300
74600 - Street Sweeping	1,319	1,372	1,372	1,372	1,372	-	2,743	1,372	1,372	1,372	-	-	13,662
74915 - Waterscape Maintenance	313	3,970	1,985	1,985	1,985	2,928	2,931	1,985	4,185	-	-	-	22,267
Total Contracts, Maint. & Repair Expenses	6,886	7,489	6,754	12,744	10,150	4,498	17,056	9,361	22,124	8,451	-	-	105,512
General & Administrative Expenses													
80400 - Audit / Tax Returns	-	-	-	1,475	-	-	-	-	-	-	-	-	1,475
80500 - Collection / Bad Debt Expense	-	(162)	-	-	-	-	-	-	-	-	-	-	-162
80600 - Bank Charges	25	-	-	-	-	-	-	-	-	-	-	-	25
80700 - Collection Expenses	20	7	10	10	-	10	30	10	160	30	-	-	287
81200 - Insurance	27,704	4,978	-	8,555	-	8,555	4,278	4,278	-	-	-	-	58,347
81900 - Legal Service	-	-	-	-	-	-	2,955	-	-	-	-	-	2,955
82600 - Community Wide Notifications	255	7	423	243	-	374	338	645	1,059	246	-	-	3,589

South Coast Shores Homeowners Association

Summary Statement of Revenues and Expenses For 4/30/2026

	Jul	Aug	Sep	Oct	Nov	Dec	Jan	Feb	Mar	Apr	May	Jun	Total
Operating Expense													
82700 - Professional Management: Contract	3,324	3,324	-	3,324	3,324	3,324	3,324	3,324	3,324	4,000	-	-	30,592
82800 - Miscellaneous Administration	476	-	-	151	-	613	348	151	451	491	-	-	2,680
83000 - Reserve Study	-	-	-	-	-	985	-	45	-	-	-	-	1,030
83100 - Tax: Federal	-	-	2,450	1,583	1,583	-	-	-	1,583	-	-	-	7,199
83200 - Tax: State	-	775	-	670	-	890	-	-	-	-	-	-	2,335
Total General & Administrative Expenses	31,804	8,930	2,883	16,011	4,907	14,751	11,272	8,452	6,577	4,767	-	-	110,354
Contributions to Reserves													
93600 - General Reserves	11,250	11,250	11,250	11,250	11,250	88,536	11,250	11,250	11,250	111,250	-	-	289,786
98990 - Interest	1,560	1,621	1,557	1,574	1,125	1,574	874	857	822	845	-	-	12,408
Total Contributions to Reserves	12,810	12,871	12,807	12,824	12,375	90,110	12,124	12,107	12,072	112,095	-	-	302,194
Total Expense	87,612	87,899	57,454	76,890	64,874	144,289	73,174	55,862	103,243	157,660	-	-	908,957
Operating Net Total	(\$12,639)	(\$11,603)	\$17,417	(\$2,503)	\$11,723	(\$68,956)	\$1,528	\$18,774	(\$28,897)	(\$83,618)	-	-	(\$158,773)
Net Total	(\$12,639)	(\$11,603)	\$17,417	(\$2,503)	\$11,723	(\$68,956)	\$1,528	\$18,774	(\$28,897)	(\$83,618)	-	-	(\$158,773)

South Coast Shores Homeowners Association

Summary Statement of Revenues and Expenses For 4/30/2026

	May	Jun	Jul	Aug	Sep	Oct	Nov	Dec	Jan	Feb	Mar	Apr	Total
Operating Income													
Revenue													
40100 - Assessments	72,800	72,800	72,800	72,800	72,800	72,800	72,800	72,800	72,800	72,800	72,800	72,800	873,600
40500 - Clubhouse Rental	500	-	450	150	350	-	150	900	-	650	650	350	4,150
40600 - Collection Fees	35	-	150	-	-	-	-	-	-	150	-	35	370
40800 - Interest Charges		1	3	7	-	2	2	4	8	4	(6)	2	27
40900 - Key Fees	-	-	-	25	-	-	-	-	-	-	-	-	25
41000 - Late Charges	20	20	10	10	-	10	20	20	20	20	10	10	170
41375 - Owner Work Order Reimb.	-	-	-	-	-	-	2,465	-	1,000	120	-	-	3,585
41600 - Transmitters	-	-	-	105	155	-	35	35	-	35	70	-	435
44010 - Interest Income	1,571	1,576	1,560	3,200	1,566	1,575	1,125	1,574	874	857	822	845	17,145
Total Revenue	74,926	74,397	74,973	76,296	74,871	74,387	76,597	75,333	74,702	74,636	74,346	74,042	899,507
Total Income	74,926	74,397	74,973	76,296	74,871	74,387	76,597	75,333	74,702	74,636	74,346	74,042	899,507

Operating Expense

Utility Expenses													
50200 - Electricity	3,088	3,257	4,549	5,266	4,967	5,299	3,455	3,419	3,084	3,332	3,376	3,212	46,306
50300 - Gas	1,420	1,194	916	670	671	754	1,457	1,996	1,167	767	646	914	12,572
50400 - Refuse Removal	7,731	7,731	-	16,279	8,128	7,954	8,176	8,128	8,128	-	16,256	8,128	96,639
50700 - Telephone - Entry Gates	200	188	188	188	176	176	176	176	205	392	-	218	2,281
50800 - Water	455	-	1,852	-	490	-	484	-	482	1,849	493	476	6,581
Total Utility Expenses	12,894	12,370	7,504	22,403	14,433	14,182	13,749	13,719	13,065	6,339	20,770	12,948	164,377

Pool / Spa Expenses													
55100 - Pool / Spa: Service Contract	560	710	1,431	357	550	1,773	475	475	-	513	513	-	7,356
55300 - Pool / Spa: Supplies	766	741	463	1,267	824	559	4,650	63	249	1,245	890	727	12,442
55400 - Equipment Repairs	1,227	2,780	-	-	-	-	-	-	-	-	-	-	4,007
55500 - Health Department Fees	-	-	-	-	-	-	-	858	-	-	-	-	858
Total Pool / Spa Expenses	2,553	4,231	1,894	1,624	1,374	2,332	5,125	1,396	249	1,757	1,402	727	24,664

Landscape Expenses													
---------------------------	--	--	--	--	--	--	--	--	--	--	--	--	--

South Coast Shores Homeowners Association

Summary Statement of Revenues and Expenses For 4/30/2026

	May	Jun	Jul	Aug	Sep	Oct	Nov	Dec	Jan	Feb	Mar	Apr	Total
Operating Expense													
60100 - Landscape: Service Contract	15,752	15,753	15,753	16,540	16,540	16,540	16,540	16,540	16,540	16,540	16,540	16,540	196,119
60200 - Landscape: Extras	150	2,722	3,995	9,587	1,665	1,411	510	1,658	2,588	1,306	1,476	965	28,033
60800 - Irrigation: Repairs / Maintenance	-	3,148	6,967	2,955	381	798	1,445	816	227	-	2,662	1,166	20,565
61075 - Swans	-	-	-	-	-	47	73	-	52	-	-	-	173
61100 - Tree Trimming	-	-	-	5,500	618	-	-	803	-	-	19,619	-	26,539
Total Landscape Expenses	15,902	21,623	26,715	34,582	19,204	18,797	18,568	19,816	19,408	17,846	40,297	18,671	271,429
Contracts, Maint. & Repair Expenses													
70100 - Access Gate Repairs	85	-	339	85	85	547	520	-	2,793	-	-	1,146	5,600
70600 - Common Area: Maintenance	-	4,069	1,281	-	370	3,464	1,600	250	5,025	205	13,162	1,485	30,911
71400 - Fire Safety	-	-	101	-	-	-	-	-	-	1,821	-	-	1,922
72500 - Janitorial: Service Contract	3,943	1,232	1,197	-	896	970	1,370	970	972	970	970	970	14,459
72600 - Janitorial: Supplies/Extras	215	-	185	-	-	47	-	-	47	55	103	44	696
72700 - Keys & Locks	-	-	-	-	555	-	-	-	200	-	-	749	1,504
72900 - Lighting: Repairs / Supplies	570	1,030	684	595	1,192	1,675	1,836	-	828	223	1,982	-	10,614
73200 - Patrol Service	1,647	-	1,167	1,167	-	2,335	1,167	-	1,167	2,382	-	2,335	13,369
73300 - Pest & Rodent Control: Contract	281	281	300	300	300	350	300	350	350	350	350	350	3,862
74600 - Street Sweeping	-	1,319	1,319	1,372	1,372	1,372	1,372	-	2,743	1,372	1,372	1,372	14,981
74915 - Waterscape Maintenance	4,200	4,064	313	3,970	1,985	1,985	1,985	2,928	2,931	1,985	4,185	-	30,531
Total Contracts, Maint. & Repair Expenses	10,941	11,995	6,886	7,489	6,754	12,744	10,150	4,498	17,056	9,361	22,124	8,451	128,448
General & Administrative Expenses													
80400 - Audit / Tax Returns	-	-	-	-	-	1,475	-	-	-	-	-	-	1,475
80500 - Collection / Bad Debt Expense	-	-	-	(162)	-	-	-	-	-	-	-	-	-162
80600 - Bank Charges	-	-	25	-	-	-	-	-	-	-	-	-	25
80700 - Collection Expenses	20	45	20	7	10	10	-	10	30	10	160	30	352
81200 - Insurance	-	-	27,704	4,978	-	8,555	-	8,555	4,278	4,278	-	-	58,347
81900 - Legal Service	-	-	-	-	-	-	-	-	2,955	-	-	-	2,955

South Coast Shores Homeowners Association

Summary Statement of Revenues and Expenses For 4/30/2026

	May	Jun	Jul	Aug	Sep	Oct	Nov	Dec	Jan	Feb	Mar	Apr	Total
Operating Expense													
82600 - Community Wide Notifications	553	1,646	255	7	423	243	-	374	338	645	1,059	246	5,789
82700 - Professional Management: Contract	3,275	3,275	3,324	3,324	-	3,324	3,324	3,324	3,324	3,324	3,324	4,000	37,142
82800 - Miscellaneous Administration	186	151	476	-	-	151	-	613	348	151	451	491	3,017
83000 - Reserve Study	1,915	-	-	-	-	-	-	985	-	45	-	-	2,945
83100 - Tax: Federal	-	1,198	-	-	2,450	1,583	1,583	-	-	-	1,583	-	8,397
83200 - Tax: State	-	419	-	775	-	670	-	890	-	-	-	-	2,754
Total General & Administrative Expenses	5,949	6,734	31,804	8,930	2,883	16,011	4,907	14,751	11,272	8,452	6,577	4,767	123,037
Contributions to Reserves													
93600 - General Reserves	11,250	11,250	11,250	11,250	11,250	11,250	11,250	88,536	11,250	11,250	11,250	111,250	312,286
98990 - Interest	1,571	1,576	1,560	1,621	1,557	1,574	1,125	1,574	874	857	822	845	15,555
Total Contributions to Reserves	12,821	12,826	12,810	12,871	12,807	12,824	12,375	90,110	12,124	12,107	12,072	112,095	327,841
Total Expense	61,061	69,778	87,612	87,899	57,454	76,890	64,874	144,289	73,174	55,862	103,243	157,660	1,039,796
Operating Net Total	\$13,865	\$4,619	(\$12,639)	(\$11,603)	\$17,417	(\$2,503)	\$11,723	(\$68,956)	\$1,528	\$18,774	(\$28,897)	(\$83,618)	(\$140,289)
Net Total	\$13,865	\$4,619	(\$12,639)	(\$11,603)	\$17,417	(\$2,503)	\$11,723	(\$68,956)	\$1,528	\$18,774	(\$28,897)	(\$83,618)	(\$140,289)

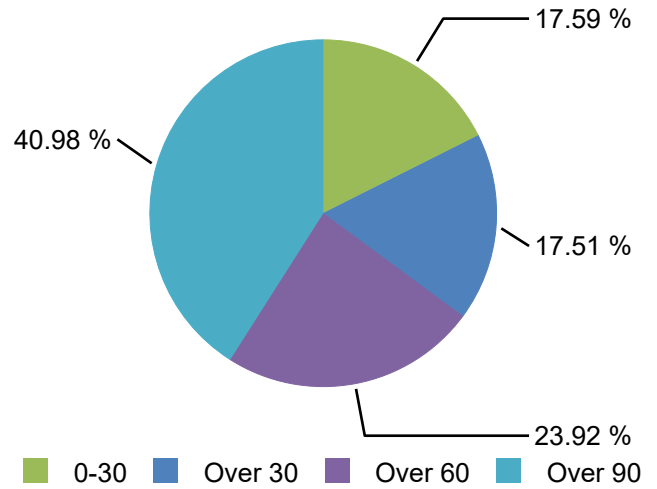
South Coast Shores Homeowners Association

AR Aging - 4/30/2026

SUMMARY

Charge	Balance
CC&R Violation Fine (3)	\$550.00
Collection Fee (1)	\$150.00
Late Fee (2)	\$39.57
Late Interest (1)	\$1.95
Monthly Assessment (1)	\$1,600.00
Total	\$2,341.52

DISTRIBUTION



Property	0-30	Over 30	Over 60	Over 90	Balance
99254489 - 3711 S Sea Clf - Toler					
Coll Status: Late Statement	\$411.95	\$410.00	\$560.00	\$400.00	\$1,781.95
Monthly Assessment	\$400.00	\$400.00	\$400.00	\$400.00	\$1,600.00
Late Fee	\$10.00	\$10.00	\$10.00	-	\$30.00
Collection Fee	-	-	\$150.00	-	\$150.00
Late Interest	\$1.95	-	-	-	\$1.95
99224335 - 1914 Bay Crest St - Gilmour Trust	-	-	-	\$300.00	\$300.00
CC&R Violation Fine	-	-	-	\$300.00	\$300.00
99224284 - 1903 Bay Crest St - Beam	-	-	-	\$200.00	\$200.00
CC&R Violation Fine	-	-	-	\$200.00	\$200.00
99224296 - 3612 S Sea Breeze - 3612 S Sea Breeze LLC	-	-	-	\$50.00	\$50.00
CC&R Violation Fine	-	-	-	\$50.00	\$50.00
99224352 - 1917 Bay Crest St - Hansen	-	-	-	\$9.57	\$9.57
Late Fee	-	-	-	\$9.57	\$9.57
Total:	\$411.95	\$410.00	\$560.00	\$959.57	\$2,341.52
Property Count:	1	1	1	5	

South Coast Shores Homeowners Association

Pre Paid Homeowners For 4/30/2026

Account	Property	Owner Name	Credit Amount
99224375	3704 S Sea Clf	Harriet Ducot	800.00
99224394	3708 S Sea Clf	Robert C Boullon	800.00
99224560	2006 W Summer Wind	Graciela L Garcia	797.55
99224422	1903 W Wakeham Pl	Susan Todd	400.00
99224295	1905 Bay Crest St	Bruce Beckman Successor Trustee	400.00
99224331	1913 Bay Crest St	Edwards Family Trust	400.00
99224454	1915 W Wakeham Pl	Sally A Day	400.00
99224356	1918 Bay Crest St	Angelo J Fazio	400.00
99245537	1919 Bay Crest St	Justin Wallace Chi	400.00
99224535	2001 W Summer Wind	David Wesdell	400.00
99224427	2005 W West Wind	John R Butler	400.00
99224585	2011 W Summer Wind	Michael Preciado	400.00
99224442	2013 W West Wind	Gilbert Hess	400.00
99224619	2017 W West Wind	David B Miles	400.00
99245992	2021 W Summer Wind	Hong Chee Tan	400.00
99224639	2021 W West Wind	Christine J Aichelman Trustee	400.00
99224429	3605 S Ocean Crst	James E Marlin II	400.00
99224490	3606 S Sea Breeze	John L Stevenson	400.00
99224495	3608 S Sea Breeze	Konstantina Polychronopoulos	400.00
99224506	3614 S Sea Breeze	David Lee Perry	400.00
99224316	3708 S Sea Breeze	Donald M Briggs	400.00
99224459	3709 S Ocean Crst	Michael Christiansen	400.00
99262993	3712 S Sea Breeze	Amy Monson	400.00
99224305	3702 S Sea Breeze	Pamela Ann Probst Trustee	324.66
99261962	2008 W West Wind	Morris Dean Wilson	20.00
Total			10,742.21

(*** indicates previous owners)

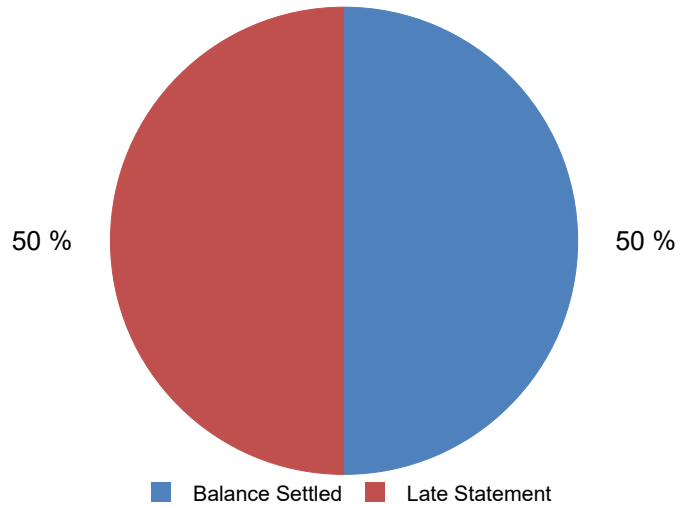
South Coast Shores Homeowners Association

Collection Report - Detail for 4/1/2026 - 4/30/2026

SUMMARY

Balance Settled	1
Late Statement	1
Total	2

TOP DISTRIBUTION BY STATUS



Late Statement (Total Count = 1)

1918 W West Wind	Late Statement	Current Balance: \$0.00
William R Marlowe	Last Payment Date/Amount:	03-05-2026 / (\$410.00)
XN: 6441915 Acct: 99224347		
2/20/2026 System	Late Statement	

Balance Settled (Total Count = 1)

3711 S Sea Clf	Balance Settled	Current Balance: \$1,781.95
Robert A Toler	Last Payment Date/Amount:	04-21-2026 / (\$1,781.95)
XN: 6600911 Acct: 99254489		
3/28/2026 System	Late Statement	
4/21/2026 System	Balance Settled	

South Coast Shores Homeowners Association

Cash Disbursement - 4/30/2026

Date	CheckNo	Description	Amount
10100 - Columbia Op			
4/1/2026	ACH	Optimum Community Management, LLC. Inv # 6610575	4,000.00
		82700 - Professional Management: Contract - Management Fee	4,000.00
4/2/2026	ACH	Personal Touch Cleaning And Maintenance Inc Inv # 382901	44.33
		72600 - Janitorial: Supplies/Extras - Janitorial Supplies	44.33
4/2/2026	ACH	California Gate & Entry Systems Inv # 217511	552.95
		72700 - Keys & Locks - C.G. Systems, LLC - 10 gate Remotes	552.95
4/2/2026	ACH	Personal Touch Cleaning And Maintenance Inc Inv # 378478	969.92
		72500 - Janitorial: Service Contract - Janitorial	969.92
4/2/2026	Check 2925	Tustin Lock and Safe Inv # TLS0867	196.22
		72700 - Keys & Locks - Landrum Inc. - Locksmith Srvc - Pool Gate	196.22
4/2/2026	Check 2926	RELENTLESS LAND CARE Inv # 19404	16,540.21
		60100 - Landscape: Service Contract - Monthly Landscape Maint	16,540.21
4/2/2026	Check 2926	RELENTLESS LAND CARE Inv # 19405	1,371.50
		74600 - Street Sweeping - Monthly Sweeping Svc	1,371.50
4/2/2026	Check 2927	CAI Inv # 2420349	340.00
		82800 - Miscellaneous Administration - Annual CAI Fee	340.00
4/7/2026	Transfer Out	Transfer to Columbia MMA - One-time contribution to reserves Approved by BOD	100,000.00
		14100 - Columbia MMA x1195 - Transfer from Columbia Op - One-time contribution to reserves Approved by BOD	100,000.00
4/9/2026	Check 2928	Patrol Masters Security Group Inv # 135084	1,167.47
		73200 - Patrol Service - Monthly Patrol Svc - February	1,167.47
4/9/2026	Check 2929	Newport Exterminating Inv # 1044014	350.00
		73300 - Pest & Rodent Control: Contract - Newport Exterminating Inc. - Monthly Rodent Control	350.00
4/13/2026	Misc Check	SoCal Gas - Monthly Gas Acct # Gas992	913.63
		50300 - Gas - SoCal Gas - Monthly Gas Bill	913.63
4/13/2026	Misc Check	SCE - Monthly Electric - 700132505579 Acct # Electricity992	3,212.37
		50200 - Electricity - SCE - Monthly electric	3,212.37
4/14/2026	Misc Check	Doorking Inc. - Monthly Telephone Acct # Telephone992	217.80
		50700 - Telephone - Entry Gates	217.80

South Coast Shores Homeowners Association

Cash Disbursement - 4/30/2026

Date	CheckNo	Description	Amount
4/16/2026	Transfer Out	Transfer to Columbia MMA	11,250.00
	14100 - Columbia MMA x1195 - Transfer from Columbia Op		11,250.00
4/16/2026	ACH	California Gate & Entry Systems Inv # 217730	407.11
	70100 - Access Gate Repairs - C.G. Systems, LLC - Quarterly Gate PMC		407.11
4/16/2026	Check 2930	RELENTLESS LAND CARE Inv # 19506	62.00
	60800 - Irrigation: Repairs / Maintenance - Irrigation Repairs		62.00
4/16/2026	Check 2930	RELENTLESS LAND CARE Inv # 19528	34.25
	60800 - Irrigation: Repairs / Maintenance - 1909 W West repairs.		34.25
4/16/2026	Check 2930	RELENTLESS LAND CARE Inv # 19526	125.00
	60800 - Irrigation: Repairs / Maintenance - 2023 WEST WIND- Report that the recently repaired mainline is still leaking. Pictures of the area were sent in with the request		125.00
4/16/2026	Check 2930	RELENTLESS LAND CARE Inv # 19510	304.00
	60800 - Irrigation: Repairs / Maintenance - IRRIGATION		304.00
4/16/2026	Check 2930	RELENTLESS LAND CARE Inv # 19508	166.00
	60800 - Irrigation: Repairs / Maintenance - IRRIGATION		166.00
4/16/2026	Check 2930	RELENTLESS LAND CARE Inv # 19507	475.00
	60800 - Irrigation: Repairs / Maintenance - IRRIGATION		475.00
4/16/2026	Check 2931	Best Pool Service Llc Inv # 202629695	395.77
	55300 - Pool / Spa: Supplies - Pool Chemicals		395.77
4/16/2026	Check 2932	Patrol Masters Security Group Inv # 135669	1,167.47
	73200 - Patrol Service - Monthly Patrol Svc		1,167.47
4/27/2026	Misc Check	City of Santa Ana - Monthly Water Acct # Water992	476.18
	50800 - Water - City of Santa Ana		476.18
4/30/2026	ACH	Optimum Community Management, LLC. Inv # 56302	427.32
	80700 - Collection Expenses - fees		30.00
	82600 - Community Wide Notifications - NOTIFICATIONS		246.32
	82800 - Miscellaneous Administration - administration		151.00
4/30/2026	ACH	California Gate & Entry Systems Inv # 218317	472.50
	70100 - Access Gate Repairs - C.G. Systems, LLC - Gate #2 Svc Call		472.50
4/30/2026	ACH	California Gate & Entry Systems Inv # 218506	266.25
	70100 - Access Gate Repairs - C.G. Systems, LLC - Gate Svc Call		266.25
4/30/2026	Check 2933	Advanced Painting & Wood Repair Inv # 2026-25870	1,485.00
	70600 - Common Area: Maintenance - Advanced Decorating Co., Inc. - Stucco Repairs		1,485.00

South Coast Shores Homeowners Association

Cash Disbursement - 4/30/2026

Date	CheckNo	Description	Amount
4/30/2026	Check 2934	Best Pool Service Llc Inv # 202630354	331.30
		55300 - Pool / Spa: Supplies - POOL Supplies	331.30
4/30/2026	Check 2935	RELENTLESS LAND CARE Inv # 19043	965.00
		60200 - Landscape: Extras - XN5976780 - 3711 Sea Cliff	965.00
4/30/2026	Check 2936	Republic Services Inv # 616-000413257	8,127.92
		50400 - Refuse Removal - Monthly Refuse	8,127.92
Total			156,814.47

14310 - Charles Schwab

4/7/2026	Auto Draft	Charles Schwab - Mgmt Fee to Advisors	267.14
		33600 - General Reserves - Charles Schwab	267.14
4/9/2026	Auto Draft	Charles Schwab - US Treasury Money	100,053.16
		15010 - Charles Schwab - US Treasury Money - Charles Schwab	100,053.16
4/16/2026	Auto Draft	Charles Schwab - US Treasury Money	219.09
		15010 - Charles Schwab - US Treasury Money - Charles Schwab	219.09
Total			100,539.39

14100 - Columbia MMA

4/8/2026	Transfer Out	Transfer to Charles Schwab - Transfer from Columbia to Schwab	100,000.00
		14310 - Charles Schwab MMA - Transfer from Columbia MMA - Transfer from Columbia to Schwab	100,000.00
Total			100,000.00

South Coast Shores Homeowners Association

GL Trial Balance For 4/1/2026 - 4/30/2026

		Beginning Balance	Current		Ending Balance
			Debit	Credit	
10100 - Columbia Op x0834		219,000.58	84,186.95	169,014.42	134,173.11
Date	Description		Debit	Credit	Type
04/01/2026	Batched Credit Distribution		8,418.00	8,418.00	Credit Distribution
04/01/2026	6610575 - Optimum Community Management, LLC. - Management Fee		-	4,000.00	Invoice
04/01/2026	Batched eCheck		1,600.00	-	Owner Payment
04/01/2026	Batched Check		1,200.00	-	Owner Payment
04/02/2026	2420349 - CAI - Annual CAI Fee		-	340.00	Invoice
04/02/2026	19404 - RELENTLESS LAND CARE - Monthly Landscape Maint		-	16,540.21	Invoice
04/02/2026	19405 - RELENTLESS LAND CARE - Monthly Sweeping Svc		-	1,371.50	Invoice
04/02/2026	eCheck		400.00	-	Owner Payment
04/02/2026	TLS0867 - Landrum Inc. - Locksmith Srvc - Pool Gate		-	196.22	Invoice
04/02/2026	Batched Check		4,400.00	-	Owner Payment
04/02/2026	378478 - Personal Touch Cleaning And Maintenance Inc - Janitorial		-	969.92	Invoice
04/02/2026	382901 - Personal Touch Cleaning And Maintenance Inc - Janitorial Supplies		-	44.33	Invoice
04/02/2026	Batched Credit Distribution		1,600.00	1,600.00	Credit Distribution
04/02/2026	217511 - C.G. Systems, LLC - 10 gate Remotes		-	552.95	Invoice
04/03/2026	eCheck		400.00	-	Owner Payment
04/03/2026	Batched Check		1,600.00	-	Owner Payment
04/04/2026	eCheck		400.00	-	Owner Payment
04/05/2026	Batched eCheck		1,200.00	-	Owner Payment
04/05/2026	Batched ACH		40,400.00	-	Owner Payment
04/06/2026	Credit Card		400.00	-	Owner Payment
04/06/2026	eCheck		400.00	-	Owner Payment
04/06/2026	Batched Check		2,400.00	-	Owner Payment
04/07/2026	Transfer to Columbia MMA - One-time contribution to reserves Approved by BOD		-	100,000.00	Transfer
04/07/2026	Batched Check		3,600.00	-	Owner Payment
04/08/2026	Batched Credit Card		802.00	-	Owner Payment
04/08/2026	Batched Check		1,200.00	-	Owner Payment
04/09/2026	1044014 - Newport Exterminating Inc. - Monthly Rodent Control		-	350.00	Invoice
04/09/2026	135084 - Patrol Masters Security Group - Monthly Patrol Svc - February		-	1,167.47	Invoice
04/09/2026	Batched Check		800.00	-	Owner Payment
04/10/2026	Check		400.00	-	Owner Payment
04/13/2026	Gas992 - SoCal Gas - Monthly Gas Bill		-	913.63	Invoice
04/13/2026	Void NSF on ACH ...6354		-	400.00	Void
04/13/2026	Electricity992 - SCE - Monthly electric		-	3,212.37	Invoice
04/13/2026	Batched Check		2,000.00	-	Owner Payment

South Coast Shores Homeowners Association

GL Trial Balance For 4/1/2026 - 4/30/2026

		Beginning Balance	Current		Ending Balance
			Debit	Credit	
10100 - Columbia Op x0834		219,000.58	84,186.95	169,014.42	134,173.11
Date	Description		Debit	Credit	Type
04/14/2026	Telephone992 - Doorking Inc. - Monthly Telephone		-	217.80	Invoice
04/14/2026	eCheck		400.00	-	Owner Payment
04/14/2026	Batched ACH Plan		435.00	-	Owner Payment
04/16/2026	19528 - RELENTLESS LAND CARE - 1909 W West repairs.		-	34.25	Invoice
04/16/2026	19526 - RELENTLESS LAND CARE - 2023 WEST WIND- Report that the recently repaired mainline is still leaking. Pictures of the area were sent in with the request		-	125.00	Invoice
04/16/2026	19507 - RELENTLESS LAND CARE - IRRIGATION		-	475.00	Invoice
04/16/2026	19508 - RELENTLESS LAND CARE - IRRIGATION		-	166.00	Invoice
04/16/2026	19510 - RELENTLESS LAND CARE - IRRIGATION		-	304.00	Invoice
04/16/2026	19506 - RELENTLESS LAND CARE - Irrigation Repairs		-	62.00	Invoice
04/16/2026	Check		400.00	-	Owner Payment
04/16/2026	135669 - Patrol Masters Security Group - Monthly Patrol Svc		-	1,167.47	Invoice
04/16/2026	Transfer to Columbia MMA		-	11,250.00	Transfer
04/16/2026	217730 - C.G. Systems, LLC - Quarterly Gate PMC		-	407.11	Invoice
04/16/2026	202629695 - Best Pool Service Llc - Pool Chemicals		-	395.77	Invoice
04/20/2026	eCheck		400.00	-	Owner Payment
04/21/2026	Batched ACH Plan		1,781.95	-	Owner Payment
04/24/2026	Batched Void Unable To Locate Account on ACH Plan...8707		-	1,781.95	Void
04/24/2026	Check		400.00	-	Owner Payment
04/27/2026	Water992 - City of Santa Ana		-	476.18	Invoice
04/27/2026	Check		400.00	-	Owner Payment
04/28/2026	Check		400.00	-	Owner Payment
04/29/2026	Batched Check		3,550.00	-	Owner Payment
04/30/2026	19043 - RELENTLESS LAND CARE - XN5976780 - 3711 Sea Cliff		-	965.00	Invoice
04/30/2026	616-000413257 - Republic Services - Monthly Refuse		-	8,127.92	Invoice
04/30/2026	202630354 - Best Pool Service Llc - POOL Supplies		-	331.30	Invoice
04/30/2026	Batched eCheck		800.00	-	Owner Payment
04/30/2026	56302 - Optimum Community Management, LLC. - administration		-	151.00	Invoice
04/30/2026	56302 - Optimum Community Management, LLC. - fees		-	30.00	Invoice
04/30/2026	56302 - Optimum Community Management, LLC. - NOTIFICATIONS		-	246.32	Invoice
04/30/2026	218317 - C.G. Systems, LLC - Gate #2 Svc Call		-	472.50	Invoice
04/30/2026	Batched Check		1,600.00	-	Owner Payment
04/30/2026	218506 - C.G. Systems, LLC - Gate Svc Call		-	266.25	Invoice
04/30/2026	2026-25870 - Advanced Decorating Co., Inc. - Stucco Repairs		-	1,485.00	Invoice

South Coast Shores Homeowners Association

GL Trial Balance For 4/1/2026 - 4/30/2026

	Beginning Balance	Current		Ending Balance
		Debit	Credit	
11150 - Accounts Receivable	2,329.57	75,378.90	75,366.95	2,341.52

Date	Batched	Description	Debit	Credit	Type
04/01/2026	Batched	Monthly Assessment	72,800.00	-	Owner Charge
04/01/2026	Batched	eCheck	-	800.00	Owner Payment
04/01/2026	Batched	Credit Distribution	-	8,418.00	Credit Distribution
04/01/2026		Late Interest	1.95	-	Owner Charge
04/01/2026	Batched	Check	-	1,200.00	Owner Payment
04/02/2026		eCheck	-	400.00	Owner Payment
04/02/2026	Batched	Credit Distribution	-	1,600.00	Credit Distribution
04/02/2026	Batched	Check	-	4,400.00	Owner Payment
04/03/2026		eCheck	-	400.00	Owner Payment
04/03/2026	Batched	Check	-	1,600.00	Owner Payment
04/04/2026		eCheck	-	400.00	Owner Payment
04/05/2026	Batched	eCheck	-	1,200.00	Owner Payment
04/05/2026	Batched	ACH	-	40,400.00	Owner Payment
04/06/2026		eCheck	-	400.00	Owner Payment
04/06/2026		Credit Card	-	400.00	Owner Payment
04/06/2026	Batched	Check	-	2,400.00	Owner Payment
04/07/2026	Batched	Check	-	3,600.00	Owner Payment
04/08/2026	Batched	Credit Card	-	782.00	Owner Payment
04/08/2026	Batched	Check	-	1,200.00	Owner Payment
04/09/2026	Batched	Check	-	800.00	Owner Payment
04/10/2026		Check	-	400.00	Owner Payment
04/13/2026		Void NSF on ACH ...6354	400.00	-	Void
04/13/2026	Batched	Check	-	1,600.00	Owner Payment
04/14/2026		eCheck	-	400.00	Owner Payment
04/14/2026		Bank Return Fee - Insufficient Funds (NSF)	35.00	-	Owner Charge
04/14/2026	Batched	ACH Plan	-	435.00	Owner Payment
04/16/2026		Late Fee	10.00	-	Owner Charge
04/21/2026	Batched	ACH Plan	-	1,781.95	Owner Payment
04/24/2026	Batched	Void Unable To Locate Account on ACH Plan...8707	1,781.95	-	Void
04/29/2026	Batched	Clubhouse Rental	350.00	-	Owner Charge
04/29/2026	Batched	Check	-	350.00	Owner Payment

11190 - Less Allowance For Past Due Accts	-604.57	-	-	-604.57
---	---------	---	---	---------

Date	Batched	Description	Debit	Credit	Type
------	---------	-------------	-------	--------	------

South Coast Shores Homeowners Association

GL Trial Balance For 4/1/2026 - 4/30/2026

	Beginning Balance	Debit	Current Credit	Ending Balance
14100 - Columbia MMA x1195	195,395.26	111,311.36	100,000.00	206,706.62
Date	Description	Debit	Credit	Type
04/07/2026	Transfer from Columbia Op - One-time contribution to reserves Approved by BOD	100,000.00	-	Transfer
04/08/2026	Transfer to Charles Schwab - Transfer from Columbia to Schwab	-	100,000.00	Transfer
04/16/2026	Transfer from Columbia Op	11,250.00	-	Transfer
04/30/2026	April Interest	61.36	-	GL Entry
14200 - FCB MMA x1224	137,853.52	22.66	-	137,876.18
Date	Description	Debit	Credit	Type
04/01/2026	April Interest	22.66	-	GL Entry
14310 - Charles Schwab MMA	0.00	100,539.42	100,539.39	0.03
Date	Description	Debit	Credit	Type
04/01/2026	April Interest	219.12	-	GL Entry
04/07/2026	US Treasury Money Redemption	320.30	-	GL Entry
04/07/2026	Charles Schwab	-	267.14	Invoice
04/08/2026	Transfer from Columbia MMA - Transfer from Columbia to Schwab	100,000.00	-	Transfer
04/09/2026	Charles Schwab	-	100,053.16	Invoice
04/16/2026	Charles Schwab	-	219.09	Invoice
15010 - Charles Schwab - US Treasury Money	5,696.01	100,272.25	320.30	105,647.96
Date	Description	Debit	Credit	Type
04/07/2026	US Treasury Money Redemption	-	320.30	GL Entry
04/09/2026	Charles Schwab	100,053.16	-	Invoice
04/16/2026	Charles Schwab	219.09	-	Invoice
15050 - First Foundation x7973 Mat.05-01-2026 3.440 % 13mths	174,573.18	147.59	-	174,720.77
Date	Description	Debit	Credit	Type
04/01/2026	April Interest	147.59	-	GL Entry
15055 - Alliance x2689 Mat. 07-17-2026 4.4% 11mths	108,253.19	304.33	-	108,557.52
Date	Description	Debit	Credit	Type
04/01/2026	April Interest	304.33	-	GL Entry

South Coast Shores Homeowners Association

GL Trial Balance For 4/1/2026 - 4/30/2026

	Beginning Balance	Current		Ending Balance
		Debit	Credit	
15055 - Alliance x2689 Mat. 07-17-2026 4.4% 11mths	108,253.19	304.33	-	108,557.52
Date	Description	Debit	Credit	Type
15070 - First Foundation x7797 Mat. 12-14-2026 12mths	106,771.11	90.27	-	106,861.38
Date	Description	Debit	Credit	Type
04/01/2026	April Interest	90.27	-	GL Entry
15098 - Charles Schwab - US Treasury Bill Mat. 05-31-2026 4.03% 9mths	120,171.10	-	-	120,171.10
Date	Description	Debit	Credit	Type
15099 - FCB CD - Purchase Pending	58,784.21	-	-	58,784.21
Date	Description	Debit	Credit	Type
20200 - Accrued Expenses	-15.00	-	-	-15.00
Date	Description	Debit	Credit	Type
21120 - Deposits: Clubhouse	-1,175.00	-	-	-1,175.00
Date	Description	Debit	Credit	Type
21500 - Prepaid Assessments	-11,940.21	10,018.00	8,820.00	-10,742.21
Date	Description	Debit	Credit	Type
04/01/2026	Batched eCheck	-	800.00	Owner Payment
04/01/2026	Batched Credit Distribution	8,418.00	-	Credit Distribution
04/02/2026	Batched Credit Distribution	1,600.00	-	Credit Distribution
04/08/2026	Credit Card	-	20.00	Owner Payment
04/13/2026	Check	-	400.00	Owner Payment
04/16/2026	Check	-	400.00	Owner Payment
04/20/2026	eCheck	-	400.00	Owner Payment
04/24/2026	Check	-	400.00	Owner Payment
04/27/2026	Check	-	400.00	Owner Payment
04/28/2026	Check	-	400.00	Owner Payment
04/29/2026	Batched Check	-	3,200.00	Owner Payment

South Coast Shores Homeowners Association

GL Trial Balance For 4/1/2026 - 4/30/2026

		Beginning Balance	Current		Ending Balance
			Debit	Credit	
21500 - Prepaid Assessments		-11,940.21	10,018.00	8,820.00	-10,742.21
Date	Description		Debit	Credit	Type
04/30/2026	Batched eCheck		-	800.00	Owner Payment
04/30/2026	Batched Check		-	1,600.00	Owner Payment
33600 - General Reserves		-895,934.59	267.14	111,250.00	-1,006,917.45
Date	Description		Debit	Credit	Type
04/07/2026	One-time contribution to reserves		-	100,000.00	GL Entry
04/07/2026	Charles Schwab		267.14	-	Invoice
04/16/2026	Monthly Reserve Contribution		-	11,250.00	GL Entry
38990 - Interest		-11,562.99	-	845.33	-12,408.32
Date	Description		Debit	Credit	Type
04/01/2026	Batched April Interest		-	783.97	GL Entry
04/30/2026	April Interest		-	61.36	GL Entry
39900 - Prior Year Surplus (Deficit)		-282,751.14	-	-	-282,751.14
Date	Description		Debit	Credit	Type
40100 - Assessments		-655,200.00	-	72,800.00	-728,000.00
Date	Description		Debit	Credit	Type
04/01/2026	Batched Monthly Assessment		-	72,800.00	Owner Charge
40500 - Clubhouse Rental		-3,300.00	-	350.00	-3,650.00
Date	Description		Debit	Credit	Type
04/29/2026	Batched Clubhouse Rental		-	350.00	Owner Charge
40600 - Collection Fees		-300.00	-	35.00	-335.00
Date	Description		Debit	Credit	Type
04/14/2026	Bank Return Fee - Insufficient Funds (NSF)		-	35.00	Owner Charge
40800 - Interest Charges		-23.95	-	1.95	-25.90
Date	Description		Debit	Credit	Type
04/01/2026	Late Interest		-	1.95	Owner Charge

South Coast Shores Homeowners Association

GL Trial Balance For 4/1/2026 - 4/30/2026

		Beginning Balance	Current		Ending Balance
			Debit	Credit	
40900 - Key Fees		-25.00	-	-	-25.00
Date	Description		Debit	Credit	Type
41000 - Late Charges		-120.00	-	10.00	-130.00
Date	Description		Debit	Credit	Type
04/16/2026	Late Fee		-	10.00	Owner Charge
41375 - Owner Work Order Reimb.		-3,585.00	-	-	-3,585.00
Date	Description		Debit	Credit	Type
41600 - Transmitters		-435.00	-	-	-435.00
Date	Description		Debit	Credit	Type
44010 - Interest Income		-13,152.44	-	845.33	-13,997.77
Date	Description		Debit	Credit	Type
04/01/2026	Batched April Interest		-	783.97	GL Entry
04/30/2026	April Interest		-	61.36	GL Entry
50200 - Electricity		36,748.13	3,212.37	-	39,960.50
Date	Description		Debit	Credit	Type
04/13/2026	Electricity992 - SCE - Monthly electric		3,212.37	-	Invoice
50300 - Gas		9,043.87	913.63	-	9,957.50
Date	Description		Debit	Credit	Type
04/13/2026	Gas992 - SoCal Gas - Monthly Gas Bill		913.63	-	Invoice
50400 - Refuse Removal		73,048.47	8,127.92	-	81,176.39
Date	Description		Debit	Credit	Type
04/30/2026	616-000413257 - Republic Services - Monthly Refuse		8,127.92	-	Invoice
50700 - Telephone - Entry Gates		1,675.20	217.80	-	1,893.00
Date	Description		Debit	Credit	Type
04/14/2026	Telephone992 - Doorking Inc. - Monthly Telephone		217.80	-	Invoice

South Coast Shores Homeowners Association

GL Trial Balance For 4/1/2026 - 4/30/2026

	Beginning Balance	Current Debit	Credit	Ending Balance
50800 - Water	5,649.40	476.18	-	6,125.58
Date	Description	Debit	Credit	Type
04/27/2026	Water992 - City of Santa Ana	476.18	-	Invoice
55100 - Pool / Spa: Service Contract	6,086.10	-	-	6,086.10
Date	Description	Debit	Credit	Type
55300 - Pool / Spa: Supplies	10,208.45	727.07	-	10,935.52
Date	Description	Debit	Credit	Type
04/16/2026	202629695 - Best Pool Service Llc - Pool Chemicals	395.77	-	Invoice
04/30/2026	202630354 - Best Pool Service Llc - POOL Supplies	331.30	-	Invoice
55500 - Health Department Fees	858.00	-	-	858.00
Date	Description	Debit	Credit	Type
60100 - Landscape: Service Contract	148,074.26	16,540.21	-	164,614.47
Date	Description	Debit	Credit	Type
04/02/2026	19404 - RELENTLESS LAND CARE - Monthly Landscape Maint	16,540.21	-	Invoice
60200 - Landscape: Extras	24,195.50	965.00	-	25,160.50
Date	Description	Debit	Credit	Type
04/30/2026	19043 - RELENTLESS LAND CARE - XN5976780 - 3711 Sea Cliff	965.00	-	Invoice
60800 - Irrigation: Repairs / Maintenance	16,251.00	1,166.25	-	17,417.25
Date	Description	Debit	Credit	Type
04/16/2026	19508 - RELENTLESS LAND CARE - IRRIGATION	166.00	-	Invoice
04/16/2026	19510 - RELENTLESS LAND CARE - IRRIGATION	304.00	-	Invoice
04/16/2026	19506 - RELENTLESS LAND CARE - Irrigation Repairs	62.00	-	Invoice
04/16/2026	19507 - RELENTLESS LAND CARE - IRRIGATION	475.00	-	Invoice
04/16/2026	19526 - RELENTLESS LAND CARE - 2023 WEST WIND- Report that the recently repaired mainline is still leaking. Pictures of the area were sent in with the request	125.00	-	Invoice
04/16/2026	19528 - RELENTLESS LAND CARE - 1909 W West repairs.	34.25	-	Invoice

South Coast Shores Homeowners Association

GL Trial Balance For 4/1/2026 - 4/30/2026

	Beginning Balance	Current		Ending Balance
		Debit	Credit	
61075 - Swans	173.11	-	-	173.11
Date	Description	Debit	Credit	Type
61100 - Tree Trimming	26,539.00	-	-	26,539.00
Date	Description	Debit	Credit	Type
70100 - Access Gate Repairs	4,368.90	1,145.86	-	5,514.76
Date	Description	Debit	Credit	Type
04/16/2026	217730 - C.G. Systems, LLC - Quarterly Gate PMC	407.11	-	Invoice
04/30/2026	218506 - C.G. Systems, LLC - Gate Srvc Call	266.25	-	Invoice
04/30/2026	218317 - C.G. Systems, LLC - Gate #2 Srvc Call	472.50	-	Invoice
70600 - Common Area: Maintenance	25,356.62	1,485.00	-	26,841.62
Date	Description	Debit	Credit	Type
04/30/2026	2026-25870 - Advanced Decorating Co., Inc. - Stucco Repairs	1,485.00	-	Invoice
71400 - Fire Safety	1,921.72	-	-	1,921.72
Date	Description	Debit	Credit	Type
72500 - Janitorial: Service Contract	8,314.16	969.92	-	9,284.08
Date	Description	Debit	Credit	Type
04/02/2026	378478 - Personal Touch Cleaning And Maintenance Inc - Janitorial	969.92	-	Invoice
72600 - Janitorial: Supplies/Extras	436.22	44.33	-	480.55
Date	Description	Debit	Credit	Type
04/02/2026	382901 - Personal Touch Cleaning And Maintenance Inc - Janitorial Supplies	44.33	-	Invoice
72700 - Keys & Locks	755.14	749.17	-	1,504.31
Date	Description	Debit	Credit	Type
04/02/2026	TLS0867 - Landrum Inc. - Locksmith Srvc - Pool Gate	196.22	-	Invoice
04/02/2026	217511 - C.G. Systems, LLC - 10 gate Remotes	552.95	-	Invoice

South Coast Shores Homeowners Association

GL Trial Balance For 4/1/2026 - 4/30/2026

		Beginning Balance	Current		Ending Balance
			Debit	Credit	
72900 - Lighting: Repairs / Supplies		9,014.73	-	-	9,014.73
Date	Description		Debit	Credit	Type
73200 - Patrol Service		9,386.46	2,334.94	-	11,721.40
Date	Description		Debit	Credit	Type
04/09/2026	135084 - Patrol Masters Security Group - Monthly Patrol Svc - February		1,167.47	-	Invoice
04/16/2026	135669 - Patrol Masters Security Group - Monthly Patrol Svc		1,167.47	-	Invoice
73300 - Pest & Rodent Control: Contract		2,950.00	350.00	-	3,300.00
Date	Description		Debit	Credit	Type
04/09/2026	1044014 - Newport Exterminating Inc. - Monthly Rodent Control		350.00	-	Invoice
74600 - Street Sweeping		12,290.75	1,371.50	-	13,662.25
Date	Description		Debit	Credit	Type
04/02/2026	19405 - RELENTLESS LAND CARE - Monthly Sweeping Svc		1,371.50	-	Invoice
74915 - Waterscape Maintenance		22,266.64	-	-	22,266.64
Date	Description		Debit	Credit	Type
80400 - Audit / Tax Returns		1,475.00	-	-	1,475.00
Date	Description		Debit	Credit	Type
80500 - Collection / Bad Debt Expense		-161.60	-	-	-161.60
Date	Description		Debit	Credit	Type
80600 - Bank Charges		25.00	-	-	25.00
Date	Description		Debit	Credit	Type
80700 - Collection Expenses		257.41	30.00	-	287.41
Date	Description		Debit	Credit	Type
04/30/2026	56302 - Optimum Community Management, LLC. - fees		30.00	-	Invoice

South Coast Shores Homeowners Association

GL Trial Balance For 4/1/2026 - 4/30/2026

		Beginning Balance	Current		
			Debit	Credit	Ending Balance
81200 - Insurance		58,347.00	-	-	58,347.00
Date	Description		Debit	Credit	Type
81900 - Legal Service		2,955.48	-	-	2,955.48
Date	Description		Debit	Credit	Type
82600 - Community Wide Notifications		3,343.14	246.32	-	3,589.46
Date	Description		Debit	Credit	Type
04/30/2026	56302 - Optimum Community Management, LLC. - NOTIFICATIONS		246.32	-	Invoice
82700 - Professional Management: Contract		26,592.00	4,000.00	-	30,592.00
Date	Description		Debit	Credit	Type
04/01/2026	6610575 - Optimum Community Management, LLC. - Management Fee		4,000.00	-	Invoice
82800 - Miscellaneous Administration		2,189.40	491.00	-	2,680.40
Date	Description		Debit	Credit	Type
04/02/2026	2420349 - CAI - Annual CAI Fee		340.00	-	Invoice
04/30/2026	56302 - Optimum Community Management, LLC. - administration		151.00	-	Invoice
83000 - Reserve Study		1,030.00	-	-	1,030.00
Date	Description		Debit	Credit	Type
83100 - Tax: Federal		7,199.00	-	-	7,199.00
Date	Description		Debit	Credit	Type
83200 - Tax: State		2,335.00	-	-	2,335.00
Date	Description		Debit	Credit	Type
93600 - General Reserves		178,535.51	111,250.00	-	289,785.51
Date	Description		Debit	Credit	Type
04/07/2026	One-time contribution to reserves		100,000.00	-	GL Entry
04/16/2026	Monthly Reserve Contribution		11,250.00	-	GL Entry

South Coast Shores Homeowners Association

GL Trial Balance For 4/1/2026 - 4/30/2026

			Beginning Balance	Current		Ending Balance
				Debit	Credit	
98990 - Interest			11,562.99	845.33	-	12,408.32
Date	Description			Debit	Credit	Type
04/01/2026	Batched	April Interest		783.97	-	GL Entry
04/30/2026		April Interest		61.36	-	GL Entry
Net Total			0.00	640,198.67	640,198.67	0.00

South Coast Shores Homeowners Association

Bank Account Reconciliation for Period 4/30/2026

Reconciliation Summary

Bank Account	Bank Bal.	Uncleared Items	Adj. Balance	Book Balance	Status
Columbia Op	146,614.65	-12,441.54	134,173.11	134,173.11	Balanced
Alliance Association Bank	108,557.52	0.00	108,557.52	108,557.52	Balanced
First Foundation Bank	174,720.77	0.00	174,720.77	174,720.77	Balanced
First Foundation Bank	106,861.38	0.00	106,861.38	106,861.38	Balanced
FCB CD	58,784.21	0.00	58,784.21	58,784.21	Balanced
FCB MMA	137,876.18	0.00	137,876.18	137,876.18	Balanced
Charles Schwab	0.03	0.00	0.03	0.03	Balanced
Columbia MMA	206,706.62	0.00	206,706.62	206,706.62	Balanced

Unreconciled Items

Date	Description	Check No	Amount
Columbia Op			
4/16/2026	RELENTLESS LAND CARE	2930	-125.00
4/16/2026	RELENTLESS LAND CARE	2930	-304.00
4/16/2026	RELENTLESS LAND CARE	2930	-34.25
4/16/2026	RELENTLESS LAND CARE	2930	-166.00
4/16/2026	RELENTLESS LAND CARE	2930	-62.00
4/16/2026	RELENTLESS LAND CARE	2930	-475.00
4/30/2026	Acct: 99245537 eCheck		400.00
4/30/2026	Optimum Community Management, LLC.	ACH	-427.32
4/30/2026	Advanced Painting & Wood Repair	2933	-1,485.00
4/30/2026	California Gate & Entry Systems	ACH	-472.50
4/30/2026	Best Pool Service Llc	2934	-331.30
4/30/2026	RELENTLESS LAND CARE	2935	-965.00
4/30/2026	California Gate & Entry Systems	ACH	-266.25
4/30/2026	Republic Services	2936	-8,127.92
4/30/2026	Acct: 99245992 eCheck		400.00
Total Columbia Op			-12,441.54

Reconciled Items

South Coast Shores Homeowners Association

Bank Account Reconciliation for Period 4/30/2026

Date	Description	Check No	Amount
Columbia Op			
3/31/2026	Acct: 99245537 eCheck		400.00
4/1/2026	Acct: 99245992 eCheck		400.00
4/1/2026	Acct: 99224351 eCheck		400.00
4/1/2026	Acct: 99227232 eCheck		400.00
4/1/2026	Acct: 99262993 eCheck		400.00
4/1/2026	Lockbox - Klik ACH		1,200.00
4/2/2026	Acct: 99224471 eCheck		400.00
4/2/2026	Lockbox - Klik Check		1,600.00
4/2/2026	Lockbox - Klik ACH		2,800.00
4/3/2026	Acct: 99230522 eCheck		400.00
4/3/2026	Lockbox - Klik Check		400.00
4/3/2026	Lockbox - Klik ACH		1,200.00
4/4/2026	Acct: 99237859 eCheck		400.00
4/5/2026	Acct: 99224273 ACH	ACH	400.00
4/5/2026	Acct: 99224284 ACH	ACH	400.00
4/5/2026	Acct: 99224290 ACH	ACH	400.00
4/5/2026	Acct: 99224296 ACH	ACH	400.00
4/5/2026	Acct: 99224300 ACH	ACH	400.00
4/5/2026	Acct: 99224531 ACH	ACH	400.00
4/5/2026	Acct: 99224533 ACH	ACH	400.00
4/5/2026	Acct: 99224543 ACH	ACH	400.00
4/5/2026	Acct: 99224308 ACH	ACH	400.00
4/5/2026	Acct: 99224548 ACH	ACH	400.00
4/5/2026	Acct: 99224319 ACH	ACH	400.00
4/5/2026	Acct: 99224549 ACH	ACH	400.00
4/5/2026	Acct: 99224323 ACH	ACH	400.00
4/5/2026	Acct: 99224330 ACH	ACH	400.00
4/5/2026	Acct: 99224563 ACH	ACH	400.00
4/5/2026	Acct: 99224335 ACH	ACH	400.00
4/5/2026	Acct: 99224336 ACH	ACH	400.00
4/5/2026	Acct: 99224569 ACH	ACH	400.00
4/5/2026	Acct: 99224574 ACH	ACH	400.00
4/5/2026	Acct: 99224349 ACH	ACH	400.00
4/5/2026	Acct: 99224575 ACH	ACH	400.00
4/5/2026	Acct: 99224358 ACH	ACH	400.00
4/5/2026	Acct: 99224589 ACH	ACH	400.00
4/5/2026	Acct: 99224363 ACH	ACH	400.00
4/5/2026	Acct: 99224592 ACH	ACH	400.00
4/5/2026	Acct: 99224370 ACH	ACH	400.00

South Coast Shores Homeowners Association

Bank Account Reconciliation for Period 4/30/2026

Date	Description	Check No	Amount
4/5/2026	Acct: 99224595 ACH	ACH	400.00
4/5/2026	Acct: 99224372 ACH	ACH	400.00
4/5/2026	Acct: 99224378 ACH	ACH	400.00
4/5/2026	Acct: 99224599 ACH	ACH	400.00
4/5/2026	Acct: 99224380 ACH	ACH	400.00
4/5/2026	Acct: 99224612 ACH	ACH	400.00
4/5/2026	Acct: 99224384 ACH	ACH	400.00
4/5/2026	Acct: 99224662 ACH	ACH	400.00
4/5/2026	Acct: 99224386 ACH	ACH	400.00
4/5/2026	Acct: 99224666 ACH	ACH	400.00
4/5/2026	Acct: 99224387 ACH	ACH	400.00
4/5/2026	Acct: 99225468 ACH	ACH	400.00
4/5/2026	Acct: 99224390 ACH	ACH	400.00
4/5/2026	Acct: 99225775 ACH	ACH	400.00
4/5/2026	Acct: 99224398 ACH	ACH	400.00
4/5/2026	Acct: 99225863 ACH	ACH	400.00
4/5/2026	Acct: 99224399 ACH	ACH	400.00
4/5/2026	Acct: 99225990 ACH	ACH	400.00
4/5/2026	Acct: 99224402 ACH	ACH	400.00
4/5/2026	Acct: 99227181 ACH	ACH	400.00
4/5/2026	Acct: 99224404 ACH	ACH	400.00
4/5/2026	Acct: 99227353 ACH	ACH	400.00
4/5/2026	Acct: 99224405 ACH	ACH	400.00
4/5/2026	Acct: 99229854 ACH	ACH	400.00
4/5/2026	Acct: 99224407 ACH	ACH	400.00
4/5/2026	Acct: 99230534 ACH	ACH	400.00
4/5/2026	Acct: 99232666 ACH	ACH	400.00
4/5/2026	Acct: 99224408 ACH	ACH	400.00
4/5/2026	Acct: 99236494 ACH	ACH	400.00
4/5/2026	Acct: 99224409 ACH	ACH	400.00
4/5/2026	Acct: 99239397 ACH	ACH	400.00
4/5/2026	Acct: 99224413 ACH	ACH	400.00
4/5/2026	Acct: 99241017 ACH	ACH	400.00
4/5/2026	Acct: 99224414 ACH	ACH	400.00
4/5/2026	Acct: 99242586 ACH	ACH	400.00
4/5/2026	Acct: 99224416 ACH	ACH	400.00
4/5/2026	Acct: 99246194 ACH	ACH	400.00
4/5/2026	Acct: 99247274 ACH	ACH	400.00
4/5/2026	Acct: 99250419 ACH	ACH	400.00
4/5/2026	Acct: 99224417 ACH	ACH	400.00
4/5/2026	Acct: 99252481 ACH	ACH	400.00
4/5/2026	Acct: 99224421 ACH	ACH	400.00

South Coast Shores Homeowners Association

Bank Account Reconciliation for Period 4/30/2026

Date	Description	Check No	Amount
4/5/2026	Acct: 99252880 ACH	ACH	400.00
4/5/2026	Acct: 99224423 ACH	ACH	400.00
4/5/2026	Acct: 99254858 ACH	ACH	400.00
4/5/2026	Acct: 99224426 ACH	ACH	400.00
4/5/2026	Acct: 99257699 ACH	ACH	400.00
4/5/2026	Acct: 99224428 ACH	ACH	400.00
4/5/2026	Acct: 99257933 ACH	ACH	400.00
4/5/2026	Acct: 99224434 ACH	ACH	400.00
4/5/2026	Acct: 99259054 ACH	ACH	400.00
4/5/2026	Acct: 99259309 ACH	ACH	400.00
4/5/2026	Acct: 99224435 ACH	ACH	400.00
4/5/2026	Acct: 99263561 ACH	ACH	400.00
4/5/2026	Acct: 99264827 ACH	ACH	400.00
4/5/2026	Acct: 99224440 ACH	ACH	400.00
4/5/2026	Acct: 99264849 ACH	ACH	400.00
4/5/2026	Acct: 99224443 ACH	ACH	400.00
4/5/2026	Acct: 99224445 ACH	ACH	400.00
4/5/2026	Acct: 99224448 ACH	ACH	400.00
4/5/2026	Acct: 99224449 ACH	ACH	400.00
4/5/2026	Acct: 99224453 ACH	ACH	400.00
4/5/2026	Acct: 99224463 ACH	ACH	400.00
4/5/2026	Acct: 99224468 ACH	ACH	400.00
4/5/2026	Acct: 99224473 ACH	ACH	400.00
4/5/2026	Acct: 99224478 ACH	ACH	400.00
4/5/2026	Acct: 99224487 ACH	ACH	400.00
4/5/2026	Acct: 99224491 ACH	ACH	400.00
4/5/2026	Acct: 99224492 ACH	ACH	400.00
4/5/2026	Acct: 99224497 ACH	ACH	400.00
4/5/2026	Acct: 99224500 ACH	ACH	400.00
4/5/2026	Acct: 99224512 ACH	ACH	400.00
4/5/2026	Acct: 99224517 ACH	ACH	400.00
4/5/2026	Acct: 99224520 ACH	ACH	400.00
4/5/2026	Acct: 99224524 ACH	ACH	400.00
4/5/2026	Acct: 99228677 eCheck		400.00
4/5/2026	Acct: 99224306 eCheck		400.00
4/5/2026	Acct: 99224357 eCheck		400.00
4/6/2026	Acct: 99224410 CC		400.00
4/6/2026	Acct: 99224383 eCheck		400.00
4/6/2026	Lockbox - Klik Check		400.00
4/6/2026	Lockbox - Klik ACH		2,000.00
4/7/2026	Lockbox - Klik Check		2,400.00
4/7/2026	Lockbox - Klik ACH		1,200.00

South Coast Shores Homeowners Association

Bank Account Reconciliation for Period 4/30/2026

Date	Description	Check No	Amount
4/8/2026	Acct: 99261962 CC		402.00
4/8/2026	Acct: 99266180 CC		400.00
4/8/2026	Lockbox - Klik Check		400.00
4/8/2026	Lockbox - Klik ACH		800.00
4/9/2026	Lockbox - Klik ACH		800.00
4/10/2026	Lockbox - Klik ACH		400.00
4/13/2026	Lockbox - Klik ACH		2,000.00
4/14/2026	Acct: 99224588 eCheck		400.00
4/14/2026	Acct: 99227353 ACH Plan	ACH	435.00
4/16/2026	Lockbox - Klik Check		400.00
4/20/2026	Acct: 99224429 eCheck		400.00
4/21/2026	Acct: 99254489 ACH Plan	ACH	1,781.95
4/24/2026	Lockbox - Klik ACH		400.00
4/27/2026	Lockbox - Klik ACH		400.00
4/28/2026	Lockbox - Klik ACH		400.00
4/29/2026	Lockbox - Klik Check		2,750.00
4/29/2026	Lockbox - Klik ACH		800.00
4/30/2026	Lockbox - Klik Check		400.00
4/30/2026	Lockbox - Klik ACH		1,200.00
1/9/2026		2874	-310.64
3/18/2026	Tri-county Lighting Services Corp	2914	-1,169.73
3/18/2026	Tri-county Lighting Services Corp	2914	-812.58
3/18/2026	RELENTLESS LAND CARE	2916	-1,320.00
3/25/2026	Enviro Flow, Inc	2917	-2,200.00
3/25/2026	Roofing Standards, Inc.	2918	-2,650.00
3/25/2026	RELENTLESS LAND CARE	2921	-76.00
3/25/2026	Severson Plumbing Services Inc	2922	-2,735.00
3/25/2026	Severson Plumbing Services Inc	2923	-3,827.00
4/1/2026	Optimum Community Management, LLC.	ACH	-4,000.00
4/2/2026	Tustin Lock and Safe	2925	-196.22
4/2/2026	Personal Touch Cleaning And Maintenance Inc	ACH	-44.33
4/2/2026	California Gate & Entry Systems	ACH	-552.95
4/2/2026	Personal Touch Cleaning And Maintenance Inc	ACH	-969.92
4/2/2026	RELENTLESS LAND CARE	2926	-16,540.21
4/2/2026	RELENTLESS LAND CARE	2926	-1,371.50
4/2/2026	CAI	2927	-340.00
4/7/2026	Transfer to Columbia MMA - One-time contribution to reserves Approved by BOD		-100,000.00
4/9/2026	Patrol Masters Security Group	2928	-1,167.47
4/9/2026	Newport Exterminating	2929	-350.00
4/13/2026	Acct: 99227353 ACH ...6354		-400.00
4/13/2026	SoCal Gas - Monthly Gas		-913.63

South Coast Shores Homeowners Association

Bank Account Reconciliation for Period 4/30/2026

Date	Description	Check No	Amount
4/13/2026	SCE - Monthly Electric - 700132505579		-3,212.37
4/14/2026	Doorking Inc. - Monthly Telephone		-217.80
4/16/2026	Transfer to Columbia MMA		-11,250.00
4/16/2026	Best Pool Service Llc	2931	-395.77
4/16/2026	California Gate & Entry Systems	ACH	-407.11
4/16/2026	Patrol Masters Security Group	2932	-1,167.47
4/24/2026	Acct: 99254489 ACH Plan...8707		-1,781.95
4/27/2026	City of Santa Ana - Monthly Water		-476.18
Total Columbia Op			-87,086.88

Alliance Association Bank

4/1/2026	April Interest		304.33
Total Alliance Association Bank			304.33

Charles Schwab

4/1/2026	April Interest		219.12
4/7/2026	US Treasury Money Redemption		320.30
4/8/2026	Transfer from Columbia MMA - Transfer from Columbia to Schwab		100,000.00
4/7/2026	Charles Schwab - Mgmt Fee to Advisors		-267.14
4/9/2026	Charles Schwab - US Treasury Money		-100,053.16
4/16/2026	Charles Schwab - US Treasury Money		-219.09
Total Charles Schwab			0.03

Columbia MMA

4/7/2026	Transfer from Columbia Op - One-time contribution to reserves Approved by BOD		100,000.00
4/16/2026	Transfer from Columbia Op		11,250.00
4/30/2026	April Interest		61.36
4/8/2026	Transfer to Charles Schwab - Transfer from Columbia to Schwab		-100,000.00
Total Columbia MMA			11,311.36

FCB MMA

4/1/2026	April Interest		22.66
Total FCB MMA			22.66

First Foundation Bank

4/1/2026	April Interest		147.59
4/1/2026	April Interest		90.27

South Coast Shores Homeowners Association

Bank Account Reconciliation for Period 4/30/2026

Date	Description	Check No	Amount
		Total First Foundation Bank	237.86

Customer Service:
1-866-486-7782

SOUTH COAST SHORES HOMEOWNERS
OPTIMUM COMMUNITY MANAGEMENT LLC
230 COMMERCE SUITE 250
IRVINE CA 92602-1338

Last statement: March 31, 2026
This statement: April 30, 2026

HOA CHECKING

Account number	XXXXXX0834	Beginning balance	\$233,701.53
Low balance	\$123,509.38	Deposits/Additions	\$73,768.95
Average balance	\$169,802.21	Withdrawals/Subtractions	\$160,855.83
Interest earned	\$0.00	Ending balance	\$146,614.65

Other Deposits/ Additions

<u>Date</u>	<u>Description</u>	<u>Additions</u>
04-02	Lockbox Deposit	1,600.00
04-03	Lockbox Deposit	400.00
04-06	Lockbox Deposit	400.00
04-07	Lockbox Deposit	2,400.00
04-08	Lockbox Deposit	400.00
04-16	Lockbox Deposit	400.00
04-29	Lockbox Deposit	2,750.00
04-30	Lockbox Deposit	400.00
Total Other Deposits/ Additions		\$8,750.00

ACH and Electronic Payments/Subtractions

<u>Date</u>	<u>Description</u>	<u>Subtractions</u>
04-03	ACH Debit South Coast Shor Invoice X6610575 20260403	4,000.00
04-06	ACH Debit South Coast Shor Invoice X6596423 20260406	44.33
04-06	ACH Debit South Coast Shor Invoice X6592740 20260406	552.95
04-06	ACH Debit South Coast Shor Invoice X6472549 20260406	969.92
04-09	ACH Debit South Coast Shor Rtn Item 1952930418 Cb_chargeback For Returned Originate D Debits	400.00
04-13	ACH Debit Socalgas Simplepay 20260413	913.63
04-13	ACH Debit So Cal Edison Co Directpay 700132505579 20260413	3,212.37
04-14	ACH Debit Doorking, Inc Doorking M121567136154 20260414	217.80
04-17	ACH Debit South Coast Shor Invoice X6651874 20260417	407.11
04-23	ACH Debit South Coast Shor Rtn Item 1952930418 Cb_chargeback For Returned Originate D Debits	1,781.95
04-27	ACH Debit City Of Santaana Utility 9302306 20260427	476.18

<u>Date</u>	<u>Description</u>	<u>Additions</u>
04-08	ACH Credit 9000005993 Catch Cr F35ykclg 20260408	800.00
04-09	ACH Credit Paylease.Com Credit 473237985 20260409	802.00
04-09	ACH Credit 9000005993 Catch Cr F376gp46 20260409	800.00
04-10	ACH Credit 9000005993 Catch Cr F38j9rhl 20260410	400.00
04-13	ACH Credit 9000005993 Catch Cr F39x51po 20260411	2,000.00
04-15	ACH Credit South Coast Shor Ownerdraft 20260415	435.00
04-15	ACH Credit Paylease.Com Settlement 000026793685726 20260415	400.00
04-21	ACH Credit Paylease.Com Settlement 000026831274502 20260421	400.00
04-22	ACH Credit South Coast Shor Ownerdraft 20260422	1,781.95
04-24	ACH Credit 9000005993 Catch Cr F3wp7tje 20260424	400.00
04-27	ACH Credit 9000005993 Catch Cr F3y3jl4i 20260425	400.00
04-28	ACH Credit 9000005993 Catch Cr F426cpdo 20260428	400.00
04-29	ACH Credit 9000005993 Catch Cr F43lf819 20260429	800.00
04-30	ACH Credit 9000005993 Catch Cr F45090xf 20260430	1,200.00
Total ACH and Electronic Deposits/Additions		\$65,018.95

Other Withdrawals/Subtractions

<u>Date</u>	<u>Description</u>	<u>Subtractions</u>
04-06	Online Bnkg Trsfr Db Ref 0961900I Funds Transfer To Dep Xxxxxx1195 From Uapibk	100,000.00
04-16	Online Bnkg Trsfr Db Ref 1060900I Funds Transfer To Dep Xxxxxx1195 From Uapibk	11,250.00
Total Other Withdrawals/Subtractions		\$111,250.00

Daily Balances

<u>Date</u>	<u>Amount</u>	<u>Date</u>	<u>Amount</u>	<u>Date</u>	<u>Amount</u>
03-31	233,701.53	04-10	174,371.38	04-22	160,630.71
04-01	235,301.53	04-13	172,245.38	04-23	158,848.76
04-02	239,319.22	04-14	170,784.11	04-24	141,337.05
04-03	234,358.58	04-15	171,619.11	04-27	141,260.87
04-06	123,509.38	04-16	160,769.11	04-28	141,660.87
04-07	130,309.38	04-17	160,012.00	04-29	145,014.65
04-08	173,109.38	04-21	158,848.76	04-30	146,614.65
04-09	173,971.38				

Overdraft Fee Summary

	Total For This Period	Total Year-to-Date
Total Overdraft Fees	\$0.00	\$0.00
Total Returned Item Fees	\$0.00	\$0.00

Checks

<u>Check #</u>	<u>Amount</u>	<u>Date</u>	<u>Check #</u>	<u>Amount</u>	<u>Date</u>
2874	\$310.64	04-03	*2925	\$196.22	04-29
*2914	\$1,982.31	04-02	2926	\$17,911.71	04-24
*2916	\$1,320.00	04-06	2927	\$340.00	04-09
2917	\$2,200.00	04-06	2928	\$1,167.47	04-14
2918	\$2,650.00	04-03	2929	\$350.00	04-17
*2921	\$76.00	04-14	*2931	\$395.77	04-21
2922	\$2,735.00	04-06	2932	\$1,167.47	04-21
2923	\$3,827.00	04-06			

(* Skip in check sequence, R-Check has been returned, + Electronified check))

Total Checks paid: 15 for **-\$36,629.59**

Customer Service:
1-866-486-7782

SOUTH COAST SHORES HOMEOWNERS
OPTIMUM COMMUNITY MANAGEMENT LLC
230 COMMERCE SUITE 250
IRVINE CA 92602-1338

Last statement: March 31, 2026
This statement: April 30, 2026

HOA MONEY MARKET

Account number	XXXXXX1195	Beginning balance	\$195,395.26
Low balance	\$195,395.26	Additions/Deposits	\$111,311.36
Average balance	\$207,686.93	Withdrawals/Subtractions	\$100,000.00
Interest paid year to date	\$217.33	Ending balance	\$206,706.62
Interest earned	\$61.36		

Other Deposits/ Additions

<u>Date</u>	<u>Description</u>	<u>Additions</u>
04-06	Online Bnkg Trsfr Cr Ref 09619001 Funds Transfer Frm Dep Xxxxxx0834 From Uapibk	100,000.00
04-16	Online Bnkg Trsfr Cr Ref 10609001 Funds Transfer Frm Dep Xxxxxx0834 From Uapibk	11,250.00
04-30	Interest Credit	61.36
Total Other Deposits/ Additions		\$111,311.36

ACH Electronic Payments/Subtractions

<u>Date</u>	<u>Description</u>	<u>Subtractions</u>
04-08	ACH Debit Schwab Brokerage Moneylink 558622443404868 20260408	100,000.00
Total ACH Electronic Payments/Subtractions		\$100,000.00

Daily Balances

<u>Date</u>	<u>Balance</u>	<u>Date</u>	<u>Balance</u>	<u>Date</u>	<u>Balance</u>
03-31	195,395.26	04-08	195,395.26	04-30	206,706.62
04-06	295,395.26	04-16	206,645.26		

Interest Information

Annual percentage yield earned	.36%
Interest-bearing days	30
Average balance for APY	\$207,686.93
Interest earned	\$61.36
Interest paid year to date	\$217.33
Statement period	04/01 to 04/30

Overdraft Fee Summary

	Total For This Period	Total Year-to-Date
Total Overdraft Fees	\$0.00	\$0.00
Total Returned Item Fees	\$0.00	\$0.00

Checks

(* Skip in check sequence, R-Check has been returned, + Electronified check)

Total Checks paid: 0 for **-\$0.00**



PO Box 26237 • Las Vegas, NV 89126-0237

Return Service Requested

Last statement: March 31, 2026
This statement: April 30, 2026
Total days in statement period: 30

SOUTH COAST SHORES HOMEOWNERS ASSOC
C/O OPTIMUM PROFESSIONAL PROPERTY
COD
230 COMMERCE SUITE 250
IRVINE CA 92602-1338

Page 1
XXXXXX2689
(0)

Direct inquiries to:
888-734-4567

Alliance Association Banking
3075 W. Ray Road, FL 4
Chandler AZ 85226

THANK YOU FOR BANKING WITH US!

AAB CD

Account number	XXXXXX2689
Total principal	\$108,253.19
Total current balance	\$108,557.52
Total interest year to date	\$1,333.42

DAILY ACTIVITY

<u>Date</u>	<u>Description</u>	<u>Additions</u>	<u>Subtractions</u>	<u>Balance</u>
03-31	Beginning balance			\$108,253.19
04-16	Interest Credit	304.33		108,557.52
04-30	Ending totals	304.33	.00	\$108,557.52

Account	6012017797	SOUTH COAST SHO
---------	------------	-----------------

Main

SOUTH COAST SHORES HOMEOWNERS ASSOCIATION C/O OPTIMUM PROPERTY MGMT INC 230 COMMERCE, STE 250 IRVINE CA 92602		TIN 95 2930418 Date of Birth Email kvos@optimumpm.com Work Phone (714)508-9070 Additional	Interest Earn YTD 351.89 Interest Earn LYR 4,339.66 Earnings Term 1 Months Next Earnings Date 05/14/2026 Maturity Term 12 Months Next Maturity Date 12/14/2026 Interest Rate 0.9950 Earnings Compound Anticipated Earnings 87.43 Current Balance 106,861.38 Accrued Earnings 58.28 Penalty 524.35 Proof/Memo 0.00 Redemption Amt 106,395.31
CIF Comments Location Not Applicable Type 12 Month CD Officer E Sicat Soufi FDIC Eligibility Eligible		Owner Account Type Corporation HOA	

History View History

Date	Maint Date	Description	Amount	Balance	Reference	RBS Reference Account	TC DC	Presented	Basis	Earnings Distr	Tran Date/Time	User
10/14/2020		Opening Deposit	95,157.00	95,157.00		12539169	0 100	10/14/2020	0.00	0.00	10/14/2020 5:35:29 PM	
11/14/2020		Accr Earning Payment	44.46	95,201.46	Added to Acct		0 111		0.00	0.00		
12/14/2020		Accr Earning Payment	43.05	95,244.51	Added to Acct		0 111		0.00	0.00		
01/14/2021		Accr Earning Payment	44.50	95,289.01	Added to Acct		0 111		0.00	0.00		
02/14/2021		Accr Earning Payment	44.52	95,333.53	Added to Acct		0 111		0.00	0.00		
03/14/2021		Accr Earning Payment	40.23	95,373.76	Added to Acct		0 111		0.00	0.00		
04/14/2021		Accr Earning Payment	44.56	95,418.32	Added to Acct		0 111		0.00	0.00		
05/14/2021		Accr Earning Payment	43.14	95,461.46	Added to Acct		0 111		0.00	0.00		
06/14/2021		Accr Earning Payment	44.60	95,506.06	Added to Acct		0 111		0.00	0.00		
07/14/2021		Accr Earning Payment	43.18	95,549.24	Added to Acct		0 111		0.00	0.00		
08/14/2021		Accr Earning Payment	44.64	95,593.88	Added to Acct		0 111		0.00	0.00		
09/14/2021		Accr Earning Payment	44.66	95,638.54	Added to Acct		0 111		0.00	0.00		
10/14/2021		Accr Earning Payment	43.24	95,681.78	Added to Acct		0 111		0.00	0.00		
10/14/2021		Rate Change	0.00	95,681.78	0.5500- 0.2000		0 60		0.00	0.00		
11/14/2021		Accr Earning Payment	16.25	95,698.03	Added to Acct		0 111		0.00	0.00		
12/14/2021		Accr Earning Payment	15.73	95,713.76	Added to Acct		0 111		0.00	0.00		
01/14/2022		Accr Earning Payment	16.26	95,730.02	Added to Acct		0 111		0.00	0.00		
02/14/2022		Accr Earning Payment	16.26	95,746.28	Added to Acct		0 111		0.00	0.00		
03/14/2022		Accr Earning Payment	14.69	95,760.97	Added to Acct		0 111		0.00	0.00		
04/14/2022		Accr Earning Payment	16.27	95,777.24	Added to Acct		0 111		0.00	0.00		
05/14/2022		Accr Earning Payment	15.75	95,792.99	Added to Acct		0 111		0.00	0.00		
06/14/2022		Accr Earning Payment	16.27	95,809.26	Added to Acct		0 111		0.00	0.00		
07/14/2022		Accr Earning Payment	15.75	95,825.01	Added to Acct		0 111		0.00	0.00		
08/14/2022		Accr Earning Payment	16.28	95,841.29	Added to Acct		0 111		0.00	0.00		
09/14/2022		Accr Earning Payment	16.28	95,857.57	Added to Acct		0 111		0.00	0.00		
10/14/2022		Accr Earning Payment	15.76	95,873.33	Added to Acct		0 111		0.00	0.00		
10/14/2022		Rate Change	0.00	95,873.33	0.2000- 1.0000		0 60		0.00	0.00		
11/14/2022		Accr Earning Payment	81.46	95,954.79	Added to Acct		0 111		0.00	0.00		
12/14/2022		Accr Earning Payment	78.90	96,033.69	Added to Acct		0 111		0.00	0.00		
01/14/2023		Accr Earning Payment	81.60	96,115.29	Added to Acct		0 111		0.00	0.00		
02/14/2023		Accr Earning Payment	81.67	96,196.96	Added to Acct		0 111		0.00	0.00		
03/14/2023		Accr Earning Payment	73.82	96,270.78	Added to Acct		0 111		0.00	0.00		
04/14/2023		Accr Earning Payment	81.80	96,352.58	Added to Acct		0 111		0.00	0.00		
05/14/2023		Accr Earning Payment	79.23	96,431.81	Added to Acct		0 111		0.00	0.00		
06/14/2023		Accr Earning Payment	81.93	96,513.74	Added to Acct		0 111		0.00	0.00		
07/14/2023		Accr Earning Payment	79.36	96,593.10	Added to Acct		0 111		0.00	0.00		
08/14/2023		Accr Earning Payment	82.07	96,675.17	Added to Acct		0 111		0.00	0.00		
09/14/2023		Accr Earning Payment	82.14	96,757.31	Added to Acct		0 111		0.00	0.00		
10/14/2023		Accr Earning Payment	79.56	96,836.87	Added to Acct		0 111		0.00	0.00		
10/16/2023		Rate Change	0.00	96,836.87	1.0000- 4.6410		0 60		0.00	0.00		

11/14/2023	Accr Earning Payment	363.04	97,199.91	Added to Acct	0	111	0.00	0.00
12/14/2023	Accr Earning Payment	371.46	97,571.37	Added to Acct	0	111	0.00	0.00
01/14/2024	Accr Earning Payment	385.33	97,956.70	Added to Acct	0	111	0.00	0.00
02/14/2024	Accr Earning Payment	386.85	98,343.55	Added to Acct	0	111	0.00	0.00
03/14/2024	Accr Earning Payment	363.28	98,706.83	Added to Acct	0	111	0.00	0.00
04/14/2024	Accr Earning Payment	389.81	99,096.64	Added to Acct	0	111	0.00	0.00
05/14/2024	Accr Earning Payment	378.70	99,475.34	Added to Acct	0	111	0.00	0.00
06/14/2024	Accr Earning Payment	392.85	99,868.19	Added to Acct	0	111	0.00	0.00
07/14/2024	Accr Earning Payment	381.65	100,249.84	Added to Acct	0	111	0.00	0.00
08/14/2024	Accr Earning Payment	395.91	100,645.75	Added to Acct	0	111	0.00	0.00
09/14/2024	Accr Earning Payment	397.47	101,043.22	Added to Acct	0	111	0.00	0.00
10/14/2024	Accr Earning Payment	386.14	101,429.36	Added to Acct	0	111	0.00	0.00
11/14/2024	Accr Earning Payment	400.56	101,829.92	Added to Acct	0	111	0.00	0.00
11/14/2024	Rate Change	0.00	101,829.92	4.6410â€” 1.0000	0	60	0.00	0.00
11/15/2024	Rate Change	0.00	101,829.92	1.0000â€” 4.1600	0	60	0.00	0.00
12/14/2024	Accr Earning Payment	339.91	102,169.83	Added to Acct	0	111	0.00	0.00
01/14/2025	Accr Earning Payment	361.60	102,531.43	Added to Acct	0	111	0.00	0.00
02/14/2025	Accr Earning Payment	362.88	102,894.31	Added to Acct	0	111	0.00	0.00
03/14/2025	Accr Earning Payment	328.87	103,223.18	Added to Acct	0	111	0.00	0.00
04/14/2025	Accr Earning Payment	365.33	103,588.51	Added to Acct	0	111	0.00	0.00
05/14/2025	Accr Earning Payment	354.77	103,943.28	Added to Acct	0	111	0.00	0.00
06/14/2025	Accr Earning Payment	367.88	104,311.16	Added to Acct	0	111	0.00	0.00
07/14/2025	Accr Earning Payment	357.25	104,668.41	Added to Acct	0	111	0.00	0.00
08/14/2025	Accr Earning Payment	370.44	105,038.85	Added to Acct	0	111	0.00	0.00
09/14/2025	Accr Earning Payment	371.75	105,410.60	Added to Acct	0	111	0.00	0.00
10/14/2025	Accr Earning Payment	361.01	105,771.61	Added to Acct	0	111	0.00	0.00
11/14/2025	Accr Earning Payment	374.35	106,145.96	Added to Acct	0	111	0.00	0.00
12/14/2025	Accr Earning Payment	363.53	106,509.49	Added to Acct	0	111	0.00	0.00
12/14/2025	Rate Change	0.00	106,509.49	4.1600â€” 1.0000	0	60	0.00	0.00
12/14/2025	Rate Change	0.00	106,509.49	1.0000â€” 0.9950	0	60	0.00	0.00
01/14/2026	Accr Earning Payment	90.04	106,599.53	Added to Acct	0	111	0.00	0.00
02/14/2026	Accr Earning Payment	90.12	106,689.65	Added to Acct	0	111	0.00	0.00
03/14/2026	Accr Earning Payment	81.46	106,771.11	Added to Acct	0	111	0.00	0.00
*04/14/2026	Accr Earning Payment	90.27	106,861.38	Added to Acct	0	111	0.00	0.00

Account	6012017973	SOUTH COAST SHO
---------	------------	-----------------

Main

SOUTH COAST SHORES HOMEOWNERS ASSOCIATION C/O OPTIMUM PROPERTY MGMT INC 230 COMMERCE, STE 250 IRVINE CA 92602		TIN 95 2930418 Date of Birth Email kvos@optimumpm.com Work Phone (714)508-9070 Additional	Interest Earn YTD 575.36 Interest Earn LYR 6,416.96 Earnings Term 1 Months Next Earnings Date 05/31/2026 Maturity Term 6 Months Next Maturity Date 11/01/2026 Interest Rate 0.9950 Earnings Compound Anticipated Earnings 142.94 Current Balance 174,720.77 Accrued Earnings 14.29 Penalty 0.00 Proof/Memo 0.00 Redemption Amt 174,735.06
CIF Comments Location Not Applicable Type 6 Month CD Officer E Sicat Soufi FDIC Eligibility Eligible		Owner Account Type Corporation HOA	

History View History

Date	Maint Date	Description	Amount	Balance Reference	RBS Reference Account	TC DC	Presented	Basis	Earnings Distr	Tran Date/Time	User
12/01/2020		Opening Deposit	155,000.00	155,000.00	12167737	0 100	12/01/2020	0.00	0.00	12/01/2020 5:15:35 PM	
01/01/2021		Accr Earning Payment	72.42	155,072.42		0 111		0.00	0.00		
02/01/2021		Accr Earning Payment	72.45	155,144.87		0 111		0.00	0.00		
03/01/2021		Accr Earning Payment	65.47	155,210.34		0 111		0.00	0.00		
04/01/2021		Accr Earning Payment	72.52	155,282.86		0 111		0.00	0.00		
05/01/2021		Accr Earning Payment	70.21	155,353.07		0 111		0.00	0.00		
06/01/2021		Accr Earning Payment	72.59	155,425.66		0 111		0.00	0.00		
07/01/2021		Accr Earning Payment	70.28	155,495.94		0 111		0.00	0.00		
08/01/2021		Accr Earning Payment	72.65	155,568.59		0 111		0.00	0.00		
09/01/2021		Accr Earning Payment	72.69	155,641.28		0 111		0.00	0.00		
10/01/2021		Accr Earning Payment	70.37	155,711.65		0 111		0.00	0.00		
11/01/2021		Accr Earning Payment	72.75	155,784.40		0 111		0.00	0.00		
12/01/2021		Accr Earning Payment	70.44	155,854.84		0 111		0.00	0.00		
12/01/2021		Rate Change	0.00	155,854.84	0.5500- 0.2000	0 60		0.00	0.00		
01/01/2022		Accr Earning Payment	26.48	155,881.32		0 111		0.00	0.00		
02/01/2022		Accr Earning Payment	26.48	155,907.80		0 111		0.00	0.00		
03/01/2022		Accr Earning Payment	23.92	155,931.72		0 111		0.00	0.00		
04/01/2022		Accr Earning Payment	26.49	155,958.21		0 111		0.00	0.00		
05/01/2022		Accr Earning Payment	25.64	155,983.85		0 111		0.00	0.00		
06/01/2022		Accr Earning Payment	26.50	156,010.35		0 111		0.00	0.00		
07/01/2022		Accr Earning Payment	25.65	156,036.00		0 111		0.00	0.00		
08/01/2022		Accr Earning Payment	26.51	156,062.51		0 111		0.00	0.00		
09/01/2022		Accr Earning Payment	26.51	156,089.02		0 111		0.00	0.00		
10/01/2022		Accr Earning Payment	25.66	156,114.68		0 111		0.00	0.00		
11/01/2022		Accr Earning Payment	26.52	156,141.20		0 111		0.00	0.00		
12/01/2022		Accr Earning Payment	25.67	156,166.87		0 111		0.00	0.00		
12/01/2022		Rate Change	0.00	156,166.87	0.2000- 1.0000	0 60		0.00	0.00		
12/02/2022		Rate Change	0.00	156,166.87	1.0000- 3.6800	0 60		0.00	0.00		
01/01/2023		Accr Earning Payment	477.33	156,644.20		0 111		0.00	0.00		
02/01/2023		Accr Earning Payment	490.33	157,134.53		0 111		0.00	0.00		
03/01/2023		Accr Earning Payment	444.20	157,578.73		0 111		0.00	0.00		
04/01/2023		Accr Earning Payment	493.25	158,071.98		0 111		0.00	0.00		
05/01/2023		Accr Earning Payment	478.81	158,550.79		0 111		0.00	0.00		
06/01/2023		Accr Earning Payment	496.30	159,047.09		0 111		0.00	0.00		
07/01/2023		Accr Earning Payment	481.77	159,528.86		0 111		0.00	0.00		
08/01/2023		Accr Earning Payment	499.36	160,028.22		0 111		0.00	0.00		
09/01/2023		Accr Earning Payment	500.92	160,529.14		0 111		0.00	0.00		
10/01/2023		Accr Earning Payment	486.26	161,015.40		0 111		0.00	0.00		
11/01/2023		Accr Earning Payment	504.01	161,519.41		0 111		0.00	0.00		
12/01/2023		Accr Earning Payment	489.26	162,008.67		0 111		0.00	0.00		

01/01/2024	Accr Earning Payment	507.12	162,515.79	Added to Acct	0	111	0.00	0.00
01/01/2024	Rate Change	0.00	162,515.79	3.6800— 1.0000	0	60	0.00	0.00
01/01/2024	Rate Change	0.00	162,515.79	1.0000— 3.4400	0	60	0.00	0.00
02/01/2024	Accr Earning Payment	475.49	162,991.28	Added to Acct	0	111	0.00	0.00
03/01/2024	Accr Earning Payment	446.07	163,437.35	Added to Acct	0	111	0.00	0.00
04/01/2024	Accr Earning Payment	478.18	163,915.53	Added to Acct	0	111	0.00	0.00
05/01/2024	Accr Earning Payment	464.09	164,379.62	Added to Acct	0	111	0.00	0.00
06/01/2024	Accr Earning Payment	480.94	164,860.56	Added to Acct	0	111	0.00	0.00
07/01/2024	Accr Earning Payment	466.76	165,327.32	Added to Acct	0	111	0.00	0.00
08/01/2024	Accr Earning Payment	483.71	165,811.03	Added to Acct	0	111	0.00	0.00
09/01/2024	Accr Earning Payment	485.13	166,296.16	Added to Acct	0	111	0.00	0.00
10/01/2024	Accr Earning Payment	470.83	166,766.99	Added to Acct	0	111	0.00	0.00
11/01/2024	Accr Earning Payment	487.92	167,254.91	Added to Acct	0	111	0.00	0.00
12/01/2024	Accr Earning Payment	473.54	167,728.45	Added to Acct	0	111	0.00	0.00
01/01/2025	Accr Earning Payment	490.74	168,219.19	Added to Acct	0	111	0.00	0.00
02/01/2025	Accr Earning Payment	492.17	168,711.36	Added to Acct	0	111	0.00	0.00
02/01/2025	Rate Change	0.00	168,711.36	3.4400— 1.0000	0	60	0.00	0.00
02/04/2025	Rate Change	0.00	168,711.36	1.0000— 4.0200	0	60	0.00	0.00
02/04/2025	Accrued Credit Adj	41.88	168,711.36	Backdated int. 2/1/25—2/3/25	0	178	0.00	0.00 02/04/2025 5:01:56 PM
02/28/2025	Accr Earning Payment	502.41	169,213.77	Added to Acct	0	111	0.00	0.00
03/31/2025	Accr Earning Payment	578.69	169,792.46	Added to Acct	0	111	0.00	0.00
04/30/2025	Accr Earning Payment	561.91	170,354.37	Added to Acct	0	111	0.00	0.00
05/31/2025	Accr Earning Payment	582.59	170,936.96	Added to Acct	0	111	0.00	0.00
06/30/2025	Accr Earning Payment	565.70	171,502.66	Added to Acct	0	111	0.00	0.00
07/31/2025	Accr Earning Payment	586.52	172,089.18	Added to Acct	0	111	0.00	0.00
08/31/2025	Accr Earning Payment	588.53	172,677.71	Added to Acct	0	111	0.00	0.00
09/30/2025	Accr Earning Payment	571.46	173,249.17	Added to Acct	0	111	0.00	0.00
11/01/2025	Accr Earning Payment	611.64	173,860.81	Added to Acct	0	111	0.00	0.00
11/01/2025	Rate Change	0.00	173,860.81	4.0200— 1.0000	0	60	0.00	0.00
11/01/2025	Rate Change	0.00	173,860.81	1.0000— 0.9950	0	60	0.00	0.00
11/30/2025	Accr Earning Payment	137.50	173,998.31	Added to Acct	0	111	0.00	0.00
12/31/2025	Accr Earning Payment	147.10	174,145.41	Added to Acct	0	111	0.00	0.00
01/31/2026	Accr Earning Payment	147.23	174,292.64	Added to Acct	0	111	0.00	0.00
02/28/2026	Accr Earning Payment	133.08	174,425.72	Added to Acct	0	111	0.00	0.00
03/31/2026	Accr Earning Payment	147.46	174,573.18	Added to Acct	0	111	0.00	0.00
*05/01/2026	Accr Earning Payment	147.59	174,720.77	Added to Acct	0	111	0.00	0.00

P.O. Box 64084
 Phoenix, AZ 85082
 866-800-4656 (toll free)



4-30-26
 308631224

OPTIMUM PROFESSIONAL PROPERTY AGANT FOR
 SOUTH COAST SHORES HOMEOWNERS ASSOC
 RESERVE
 230 COMMERCE STE 250
 IRVINE CA 92602-1338

30863 122 4 MONEY MARKET ACCOUNT

Previous Balance	3-31-26	137,853.52
+Deposits/Credits		.00
-Checks/Debits		.00
-Service Charge		.00
+Interest Paid		22.66
Current Balance		137,876.18
Days in Statement Period	30	

* - - - - -INTEREST SUMMARY- - - - - *

Interest Earned From	4/01/26 To 4/30/26	
Days in Period		30
Interest Earned		22.66
Annual Percentage Yield Earned		.20
Interest Paid this Year		88.59
Interest Withheld this Year		.00

* - - - - -DESCRIPTIVE TRANSACTIONS- - - - - *

Date	Description	Amount
4-30	Interest Pymt	22.66

* - - - - -DAILY BALANCE SUMMARY- - - - - *

Date	Balance	Date	Balance
3-31	137853.52	4-30	137876.18

* - - - - -OVERDRAFT CHARGES/REFUNDS SUMMARY - - - - - *

	This Cycle	YTD
Total returned item fees	.00	.00
Total overdraft fees	.00	.00

END OF STATEMENT



Schwab One® Account of

SOUTH COAST SHORES HOMEOWNERS

Account Number
4340-4868

Statement Period
April 1-30, 2026



Account Summary

Ending Account Value as of 04/30
\$228,321.27

Beginning Account Value as of 04/01
\$128,066.59

	This Statement	YTD
Beginning Account Value	\$128,066.59	\$127,445.86
Deposits	100,000.00	100,000.00
Withdrawals	0.00	0.00
Dividends and Interest	219.12	266.16
Market Appreciation/(Depreciation)	302.70	1,138.71
Expenses	(267.14)	(529.46)
Ending Account Value	\$228,321.27	\$228,321.27
Pending Dividends and Accrued Interest ^d	385.22	
Total Estimated Value ^d	\$228,706.49	

Ending Account Value reflects the market value of your cash and investments. It does not include pending transactions, accrued interest, unpriced securities or assets held outside Schwab's custody.

Gain or (Loss) Summary

	Short-Term ^(ST)			Long-Term ^(LT)		
	Gain	(Loss)	Net	Gain	(Loss)	Net
This Period	0.00	0.00	0.00	0.00	0.00	0.00
YTD			0.00			0.00
Unrealized						\$2,711.38 ^b

Values may not reflect all of your gains/losses and may be rounded up to the nearest dollar; Schwab has provided accurate gain and loss information wherever possible for most investments. Cost basis may be incomplete or unavailable for some of your holdings and may change or be adjusted in certain cases. Please login to your account at Schwab.com for real-time gain/loss information. Statement information should not be used for tax preparation, instead refer to official tax documents. For additional information refer to Terms and Conditions.

Your Independent Investment Manager and/or Advisor

CAPITAL CS GROUP LLC
15375 BARRANCA PKWY
STE G110
IRVINE CA 92618
1 (844) 390-2797

The custodian of your brokerage account is: Charles Schwab & Co., Inc. Member SIPC. Your independent Investment Advisor is not affiliated with or an agent of Schwab and Schwab does not supervise or endorse your Advisor.

Online Assistance

Visit us online at schwaballiance.com

Visit schwab.com/stmt to explore the features and benefits of this statement.

Time to go digital

Sign up for paperless at schwab.com/gp

04/30-83153-AC108

SOUTH COAST SHORES HOMEOWNERS
230 COMMERCE STE 250
IRVINE CA 92602-1338



Schwab One® Account of

SOUTH COAST SHORES HOMEOWNERS

Account Number
****-*868

Statement Period
April 1-30, 2026



Asset Allocation

	This Period	Current Allocation
Cash and Cash Investments	105,647.99	46%
Fixed Income	122,673.28	54%
Total	\$228,321.27	100%

Income Summary

Federal Tax Status	This Period		YTD	
	Tax-Exempt	Taxable	Tax-Exempt	Taxable
Bank Sweep Interest	0.00	0.03	0.00	0.03
Cash Dividends	0.00	219.09	0.00	266.13
Total Income	\$0.00	\$219.12	\$0.00	\$266.16

Top Account Holdings This Period

SYMBOL CUSIP	Description	Market Value	% of Accounts
91282CCF6	US TREASUR NT	122,673.28	54%
SNSXX	SCHWAB US TREASURY MONEY	105,647.96	46%
	CHARLES SCHWAB BANK	0.03	<1%

Positions - Summary

Beginning Value as of 04/01	+	Transfer of Securities(In/Out)	+	Dividends Reinvested	+	Cash Activity	+	Change in Market Value	=	Ending Value as of 04/30	Cost Basis	Unrealized Gain/(Loss)
\$128,066.59		\$0.00		(\$219.09)		\$99,951.98		\$521.79		\$228,321.27	\$119,961.90	\$2,711.38 ^b

Values may not reflect all of your gains/losses; Schwab has provided accurate gain and loss information wherever possible for most investments. Cost basis may be incomplete or unavailable for some of your holdings and may change or be adjusted in certain cases. Statement information should not be used for tax preparation, instead refer to official tax documents. For additional information refer to Terms and Conditions.

Cash and Cash Investments

Type	Symbol	Description	Quantity	Price(\$)	Beginning Balance(\$)	Ending Balance(\$)	Change in Period Balance(\$)	Pending/Unsettled Cash(\$)	Interest/ Yield Rate	% of Acct
Bank Sweep		CHARLES SCHWAB BANK ^{X,Z}			0.00	0.03	0.03		0.01%	<1%
Money Fund (Non-Sweep)	SNSXX	SCHWAB US TREASURY MONEY ^o	105,647.9600	1.0000	5,696.01	105,647.96	99,951.95			46%
Total Cash and Cash Investments					\$5,696.01	\$105,647.99	\$99,951.98			46%



Schwab One® Account of

SOUTH COAST SHORES HOMEOWNERS

Account Number ****-*868 Statement Period April 1-30, 2026



Positions - Fixed Income

Symbol/ CUSIP	Description	Maturity Coupon Date	Quantity/Par	Price(\$)	Market Value(\$)	Adj Cost Basis/ Orig Cost Basis(\$)	Unrealized Gain/(Loss)(\$) ^b	Yield to Maturity	Est. Annual Income(\$)	Accrued Interest(\$)	% of Acct
91282CCF6	US TREASUR NT	0.75% 05/31/26	123,000.0000	99.73437	122,673.28	119,961.90 119,961.90	2,711.38	4.03%	922.50	385.22	54%
Total Fixed Income			123,000.0000		\$122,673.28		\$2,711.38		\$922.50	\$385.22	54%
Total Adj Cost Basis		\$119,961.90									
Total Orig Cost Basis		\$119,961.90									

Accrued Interest represents the interest that would be received if the fixed income investment was sold prior to the coupon payment.

Yield to Maturity is the annualized rate of return earned if held until maturity date.

Estimated Annual Income ("EAI") and Estimated Yield ("EY") calculations are for informational purposes only and are derived from information provided by outside parties. Schwab cannot guarantee the accuracy of such information. Since the interest and dividends are subject to change at any time, they should not be relied upon exclusively for making investment decisions. The actual income and yield might be lower or higher than the estimated amounts. EY is based upon EAI and the current price of the security and will fluctuate. For certain types of securities, the calculations could include a return of principal or capital gains in which case EAI and EY would be overstated. EY and EAI are not promptly updated to reflect when an issuer has missed a regular payment or announced changes to future payments, in which case EAI and EY will continue to display at a prior rate.

Total Adj Cost Basis and Total Orig Cost Basis are the sums of the individual positions held, which may be incomplete or unavailable.

Transactions - Summary

Beginning Cash* as of 04/01	+	Deposits	+	Withdrawals	+	Purchases	+	Sales/Redemptions	+	Dividends/Interest	+	Expenses	=	Ending Cash* as of 04/30
\$0.00		\$100,000.00		\$0.00		(\$100,272.25)		\$320.30		\$219.12		(\$267.14)		\$0.03

Other Activity **\$0.00** Other activity includes transactions which don't affect the cash balance such as stock transfers, splits, etc.

*Cash (includes any cash debit balance) held in your account plus the value of any cash invested in a sweep money fund.

Transaction Details

Date	Category	Action	Symbol/ CUSIP	Description	Quantity	Price/Rate per Share(\$)	Charges/ Interest(\$)	Amount(\$)	Realized Gain/(Loss)(\$)
04/07	Sale		SNSXX	Schwab US Treasury Money Investor	(320.3000)	1.0000		320.30	
	Expense	Advisor Fee *		MGMTFEE TO ADVISOR				(267.14)	
04/08	Deposit	MoneyLink Txn		Tfr COLUMBIA BANK, SOUTH COAST SHOR				100,000.00	
04/09	Purchase		SNSXX	Schwab US Treasury Money Investor	100,053.1600	1.0000		(100,053.16)	



Transaction Details (continued)

Date	Category	Action	Symbol/ CUSIP	Description	Quantity	Price/Rate per Share(\$)	Charges/ Interest(\$)	Amount(\$)	Realized Gain/(Loss)(\$)
04/16	Interest	Bank Interest ^{X,Z}		BANK INT 031626-041526 SCHWAB BANK				0.03	
04/30	Purchase	Reinvested Shares	SNSXX	SCHWAB US TREASURY MONEY INVESTOR	219.0900	1.0000		(219.09)	
	Dividend	Div For Reinvest	SNSXX	SCHWAB US TREASURY MONEY INVESTOR				219.09	
Total Transactions								\$0.03	

Date column represents the Settlement/Process date for each transaction.

Bank Sweep Activity

Date	Description	Amount	Date	Description	Amount
04/01	Beginning Balance ^{X,Z}	\$0.00	04/15	BANK INTEREST - CHARLES SCHWAB BANK ^{X,Z}	0.03
04/07	BANK CREDIT FROM BROKERAGE ^X	320.30	04/30	Ending Balance ^{X,Z}	\$0.03
04/08	BANK CREDIT FROM BROKERAGE ^X	99,732.86	04/30	Interest Rate ^{* Z}	0.01%
04/09	BANK TRANSFER TO BROKERAGE	(100,053.16)			

* Your interest period was 03/16/26 - 04/15/26. ^Z

Endnotes For Your Account

- ◇ Dividends paid on this security will be automatically reinvested.
- * You authorize Schwab to debit your account to pay investment management fees per the authorization you granted in your Account Application. Schwab does not review or monitor these fee payments. Contact your Investment Manager if you have questions.
- b When available, Adjusted Cost Basis values are used in Gain or (Loss) calculations.
- d Pending dividends and accrued interest reflects the sum of the total pending dividends and/or accrued interest on positions held in your account, but the dividends and/or interest have not been received into your account. Schwab makes no representation the amounts shown will be received. These amounts are not covered by SIPC account protection until received and held in the account.
- X Bank Sweep deposits are held at one or more FDIC-insured Program Banks. Charles Schwab & Co., Inc. is not an FDIC-insured bank and deposit insurance covers the failure of an insured bank. Certain conditions must be satisfied for FDIC insurance coverage to apply. Please review the Cash Features Program Disclosure Statement for a list of the Program Banks at schwab.com/cashfeaturesdisclosure.
- Z For the Bank Sweep and Bank Sweep for Benefit Plans features, interest is paid for a period that differs from the Statement Period. Balances include interest paid as indicated on your statement by Schwab or one or more of its Program Banks. These balances do not include interest that may have accrued during the Statement Period after interest is paid. The interest paid may include interest that accrued in the prior Statement Period.



Terms and Conditions

GENERAL INFORMATION AND KEY TERMS: This Account statement is furnished solely by Charles Schwab & Co., Inc. ("Schwab") for your Account at Schwab ("Account"). Unless otherwise defined herein, capitalized terms have the same meanings as in your Account Agreement. If you receive any other communication from any source other than Schwab which purports to represent your holdings at Schwab (including balances held at a Depository Institution) you should verify its content with this statement.

Accrued Income: Accrued Income is the sum of the total accrued interest and/or accrued dividends on positions held in your Account, but the interest and/or dividends have not been received into your Account. Schwab makes no representation that the amounts shown (or any other amount) will be received. Accrued amounts are not covered by SIPC account protection until actually received and held in the Account.

AIP (Automatic Investment Plan) Customers: Schwab receives remuneration in connection with certain transactions effected through Schwab. If you participate in a systematic investment program through Schwab, the additional information normally detailed on a trade confirmation will be provided upon request.

Average Daily Balance: Average daily composite of all cash balances that earn interest and all loans from Schwab that are charged interest.

Bank Sweep and Bank Sweep for Benefit Plans Features: Schwab acts as your agent and custodian in establishing and maintaining your Deposit Account(s) as a feature of your brokerage Account(s). Deposit accounts held through these bank sweep features constitute direct obligations of one or more FDIC insured banks ("Program Banks") that are not obligations of Schwab. Funds swept to Program Banks are eligible for deposit insurance from the FDIC up to the applicable limits for each bank for funds held in the same insurable capacity. The balance in the Deposit Accounts can be withdrawn on your order and the proceeds returned to your brokerage Account or remitted to you as provided in your Account Agreement. For information on FDIC insurance and its limits, as well as other important disclosures about the bank sweep feature(s) in your Account(s), please refer to the Cash Features Disclosure Statement available online or from a Schwab representative.

Cash: Any Free Credit Balance owed by us to you payable upon demand which, although accounted for on our books of record, is not segregated and may be used in the conduct of this firm's business.

Dividend Reinvestment Customers: Dividend reinvestment transactions were effected by Schwab acting as a principal for its own account, except for the reinvestment of Schwab dividends, for which an independent broker-dealer acted as the buying agent. Further information on these transactions will be furnished upon written request.

Gain (or Loss): Unrealized Gain or (Loss) and Realized Gain or (Loss) sections ("Gain/Loss Section(s)") contain a gain or a loss summary of your Account. This information has been provided on this statement at the request of your Advisor, if applicable. This information is not a solicitation or a recommendation to buy or sell.

Schwab does not provide tax advice and encourages you to consult with your tax professional. Please view the Cost Basis Disclosure Statement for additional information on how gain (or loss) is calculated and how Schwab reports adjusted cost basis information to the IRS.

Interest: For the Schwab One Interest, Bank Sweep, and Bank Sweep for Benefit Plans features, interest is paid for a period that may differ from the Statement Period. Balances include interest paid as indicated on your statement by Schwab or one or more of its Program Banks. These balances do not include interest that may have accrued during the Statement Period after interest is paid. The interest paid may include interest that accrued in the prior Statement Period. For the Schwab One Interest feature, interest accrues daily from the second-to-last business day of the prior month and is posted on the second-to-last business day of the current month. For the Bank Sweep and Bank Sweep for Benefit Plans features, interest accrues daily from the 16th day of the prior month and is credited/posted on the first business day after the 15th of the current month. If, on any given day, the interest that Schwab calculates for the Free Credit Balances in the Schwab One Interest feature in your brokerage Account is less than \$.005, you will not accrue any interest on that day. For balances held at banks affiliated with Schwab in the Bank Sweep and Bank Sweep for Benefit Plans features, interest will accrue even if the amount is less than \$.005.

Margin Account Customers: This is a combined statement of your margin account and special memorandum account maintained for you under Section 220.5 of Regulation T issued by the Board of Governors of the Federal Reserve System. The

permanent record of the separate account as required by Regulation T is available for your inspection. Securities purchased on margin are Schwab's collateral for the loan to you. It is important that you fully understand the risks involved in trading securities on margin. These risks include: 1) You can lose more funds than you deposit in the margin account; 2) Schwab can force the sale of securities or other assets in any of your account(s) to maintain the required account equity without contacting you; 3) You are not entitled to choose which assets are liquidated nor are you entitled to an extension of time on a margin call; 4) Schwab can increase its "house" maintenance margin requirements at any time without advance written notice to you.

Market Price: The most recent price evaluation available to Schwab on the last business day of the report period, normally the last trade price or bid as of market close. Unpriced securities denote that no market evaluation update is currently available. Price evaluations are obtained from outside parties. Schwab shall have no responsibility for the accuracy or timeliness of any such valuations. Assets Not Held at Schwab are not held in your Account or covered by the Account's SIPC account protection and are not otherwise in Schwab's custody and are being provided as a courtesy to you. Information on Assets Not Held at Schwab, including but not limited to valuations, is reported solely based on information you provide to Schwab. Schwab can neither validate nor certify the existence of Assets Not Held at Schwab or the accuracy, completeness or timeliness of the information about Assets Not Held at Schwab, whether provided by you or otherwise. Descriptions of Assets Not Held at Schwab may be abbreviated or truncated. Some securities, especially thinly traded equities in the OTC market or foreign markets, may not report the most current price and are indicated as Stale Priced. Certain Limited Partnerships (direct participation programs) and unlisted Real Estate Investment Trust (REIT) securities, for which you may see a value on your monthly Account statement that reflects the issuer's appraised estimated value, are not listed on a national securities exchange, and are generally illiquid. Even if you are able to sell such securities, the price received may be less than the per share appraised estimated value provided in the account statement.

Market Value: The Market Value is computed by multiplying the Market Price by the Quantity of Shares. This is the dollar value of your present holdings in your specified Schwab Account or a summary of the Market Value summed over multiple accounts.

Non-Publicly Traded Securities: All assets shown on this statement, other than certain direct investments which may be held by a third party, are held in your Account. Values of certain Non-Publicly Traded Securities may be furnished by a third party as provided by Schwab's Account Agreement. Schwab shall have no responsibility for the accuracy or timeliness of such valuations. The Securities Investor Protection Corporation (SIPC) does not cover many limited partnership interests.

Schwab Sweep Money Funds: Includes the primary money market funds into which Free Credit Balances may be automatically invested pursuant to your Account Agreement. Schwab or an affiliate acts and receives compensation as the Investment Advisor, Shareholder Service Agent and Distributor for the Schwab Sweep Money Funds. The amount of such compensation is disclosed in the prospectus. The yield information for Schwab Sweep Money Funds is the current 7-day yield as of the statement period. Yields vary. If on any given day, the accrued daily dividend for your selected sweep money fund as calculated for your account is less than 1/2 of 1 cent (\$0.005), your account will not earn a dividend for that day. In addition, if you do not accrue at least 1 daily dividend of \$0.01 during a pay period, you will not receive a money market dividend for that period. Schwab and the Schwab Sweep Money Funds investment advisor may be voluntarily reducing a portion of a Schwab Sweep Money Fund's expenses. Without these reductions, yields would have been lower.

Securities Products and Services: Securities products and services are offered by Charles Schwab & Co., Inc., **Member SIPC. Securities products and services, including unswept intraday funds and net credit balances held in brokerage accounts are not deposits or other obligations of, or guaranteed by, any bank, are not FDIC insured, and are subject to investment risk and may lose value. SIPC does not cover balances held at Program Banks in the Bank Sweep and Bank Sweep for Benefit Plans features.** Please see your Cash Feature Disclosure Statement for more information on insurance coverage.

Yield to Maturity: This is the actual average annual return on a note if held to maturity.

IN CASE OF ERRORS OR DISCREPANCIES: If you find an error or discrepancy relating to your



Schwab One® Account of

SOUTH COAST SHORES HOMEOWNERS

Account Number
****-*868

Statement Period
April 1-30, 2026



Terms and Conditions (continued)

brokerage activity (other than an electronic fund transfer) you must notify us promptly, but no later than 10 days after this statement is sent or made available to you. If this statement shows that we have mailed or delivered security certificate(s) that you have not received, notify Schwab immediately. You may call us at 800-435-4000. (Outside the U.S., call +1-415-667-8400.) If you're a client of an independent investment advisor, call us at 800-515-2157. Any oral communications should be re-confirmed in writing to further protect your rights, including rights under the Securities Investor Protection Act (SIPA). If you do not so notify us, you agree that the statement activity and Account balance are correct for all purposes with respect to those brokerage transactions. IN CASE OF COMPLAINTS: If you have a complaint regarding your Schwab statement, products or services, please write to Client Service & Support at Charles Schwab & Co., Inc., P.O. Box 982603 El Paso, TX 79998-2603, or call customer service at **800-435-4000**. (Outside the U.S., call **+1-415-667-8400**.) If you're a client of an independent investment advisor, call us at 800-515-2157.

Address Changes: If you fail to notify Schwab in writing of any change of address or phone number, you may not receive important notifications about your Account, and trading or other restrictions might be placed on your Account. **Additional Information:** We are required by law to report to the Internal Revenue Service adjusted cost basis information (if applicable), certain payments to you and credits to your Account during the calendar year. Retain this statement for income tax purposes. A financial statement for your inspection is available at Schwab's offices or a copy will be mailed to you upon written request. Any third-party trademarks appearing herein are the property of their respective owners. Charles Schwab & Co., Inc., Charles Schwab Bank, Charles Schwab Premier Bank, and Charles Schwab Trust Bank are separate but affiliated companies and subsidiaries of the Charles Schwab Corporation. © 2026 Charles Schwab & Co., Inc. ("Schwab"). All rights reserved. **Member SIPC.** (O1CUSTNC) (0822-20UL)

Schwab Institutional is a division of Charles Schwab & Co., Inc., and provides back office brokerage and related services to independent investment advisors and retirement plan providers. Schwab is a registered broker-dealer and is not affiliated with your Investment Advisor whose name appears on this statement ("Advisors") except in the case of Charles Schwab Investment Advisory, Inc. ("CSIA"), Schwab Wealth Investment Advisory, Inc. ("SWIA"), or an affiliated company that may act as the investment advisor on a fund. Schwab neither endorses nor recommends any particular Advisor or its investment strategy and has no responsibility to monitor trading by any Advisor in your Account. Schwab has not verified any statement accompanying any Advisor's logo appearing on this statement. Not all of these products and services may benefit your Account, and Schwab may provide them to Advisors on the Advisor's commitment to place a certain amount of its clients' assets in brokerage accounts at Schwab within a certain period of time. This commitment could influence an Advisor's recommendation or requirement that its clients establish brokerage accounts at Schwab. For questions about this statement, or if there is a change in your financial situation, investment objectives, or risk profile, please contact your Independent Investment Manager and/or Advisor.