

South Coast Shores Homeowners Association

Financial Reports



September
2024

South Coast Shores Homeowners Association

Community Financial Overview

September 30, 2024

Cash

	Current Mo.	Change	
Operating	\$292,323	\$1,720	↑
Reserves	\$725,268	\$57,920	↑
Adequate Operating Cash?		Yes	
Amount Due to Reserves		\$0	
Repayment in Progress?		N/A	

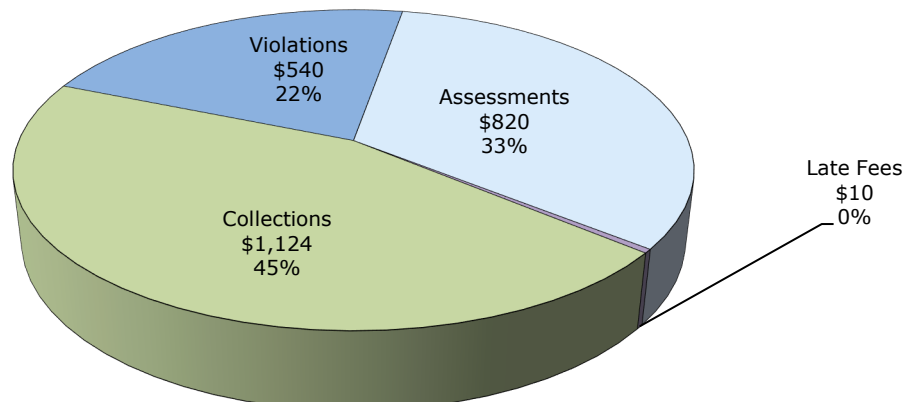
\$292,323	\$82,067
Operating Cash Balance	Minimum Recommended Balance

Impending Investment Maturities		
Bank	G/L Acct	Maturity
First Foundation	15070	11/14/24
Reinvest funds into CDs after evaluating the amount of reserve cash needed for upcoming projects		

Uninsured Cash Balances		
Bank	Total Cash in Bank	Uninsured Portion
Pacific Premier	\$332,906	\$82,906
Uninsured amounts are at risk if the bank fails. To avoid potential losses, transfer funds to a different bank as soon as possible.		

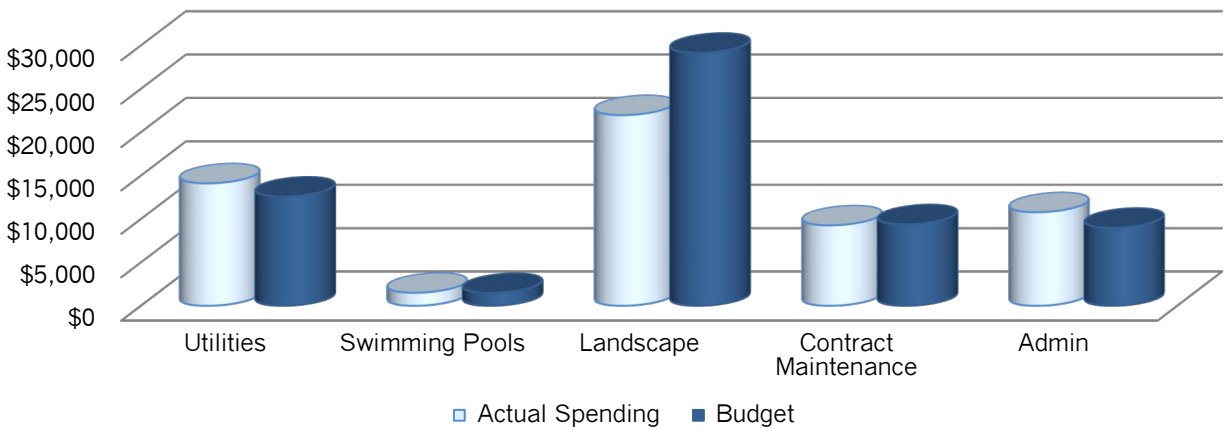
Assessments Receivable

Balance Breakdown



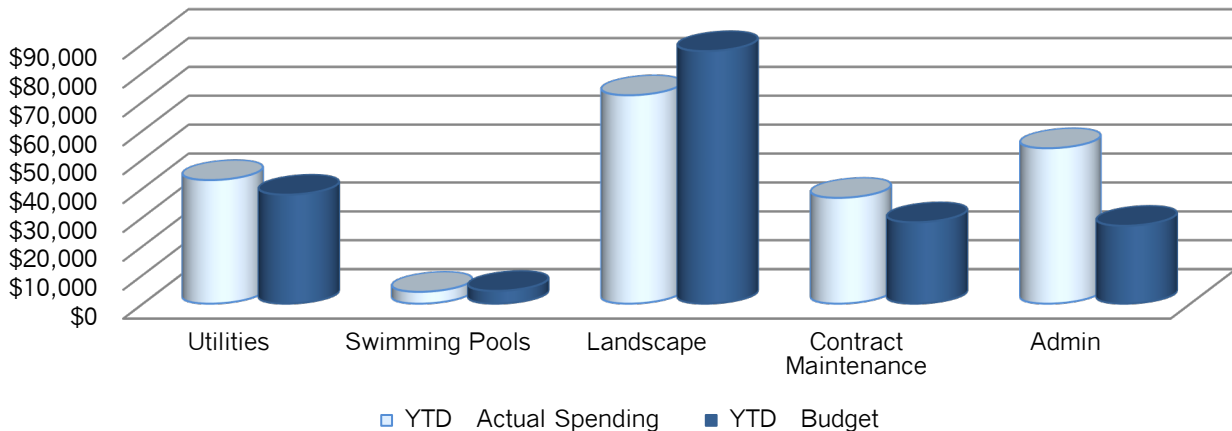
South Coast Shores Homeowners Association Community Financial Overview

Current Month



In the month of September, the Association spent \$1,527 more than the budget projected on Utilities, \$30 more on Swimming Pools, and \$1,792 on Admin.

Year-to-Date



For more details of spending, please see the enclosed Statement of Expenses.

Prepared By: Vincent Lam, Staff Accountant

Date: October 11, 2024

Reviewed By: Katie Vos, Association Controller

Date: October 11, 2024

South Coast Shores Homeowners Association

Balance Sheet as of 9/30/2024

Assets	Operating	Reserve	Total
Operating: Cash & Investments			
10100 - Pacific Premier Bank Op x0834	\$218,237.86		\$218,237.86
10310 - Comerica Op x0425	\$85.34		\$85.34
10702 - Comerica - Independent Bank Mat. 02-28-25 4.65% 6 Months	\$74,000.00		\$74,000.00
Total Operating: Cash & Investments	\$292,323.20		\$292,323.20
Operating: Receivables			
11150 - Accounts Receivable	\$2,493.53		\$2,493.53
11190 - Less Allowance For Past Due Accts	(\$224.66)		(\$224.66)
Total Operating: Receivables	\$2,268.87		\$2,268.87
Reserves: Cash			
14100 - Pacific Premier Bank MMA x1195		\$114,668.29	\$114,668.29
14200 - FCB MMA x2212		\$60,362.66	\$60,362.66
14210 - First Foundation MMA x1197		\$10,037.29	\$10,037.29
14300 - Banc of CA MMA x5433 - UNCLAIMED PROPERTY		\$125,811.12	\$125,811.12
Total Reserves: Cash		\$310,879.36	\$310,879.36
Reserves: Investments			
15050 - First Foundation x7973 Mat.02-01-2025 3.440 % 13mths		\$166,296.16	\$166,296.16
15055 - Alliance x2689 Mat. 08-17-2025 4.4% 11mths		\$101,749.42	\$101,749.42
15070 - First Foundation x7797 Mat. 11-14-2024 4.641% 13mths		\$101,043.22	\$101,043.22
15097 - First Foundation x5354 Mat. 06-17-2025 4.88% 9mths		\$45,300.00	\$45,300.00
Total Reserves: Investments		\$414,388.80	\$414,388.80
Total Assets	\$294,592.07	\$725,268.16	\$1,019,860.23

South Coast Shores Homeowners Association

Balance Sheet as of 9/30/2024

Liabilities / Equity	Operating	Reserve	Total
Liabilities			
20200 - Accrued Expenses	\$15.00		\$15.00
21120 - Deposits: Clubhouse	\$525.00		\$525.00
21500 - Prepaid Assessments	\$11,383.80		\$11,383.80
Total Liabilities	\$11,923.80		\$11,923.80
Reserve Fund Balances			
33600 - General Reserves		\$721,222.28	\$721,222.28
38990 - Interest		\$4,045.88	\$4,045.88
Total Reserve Fund Balances		\$725,268.16	\$725,268.16
Equity			
39900 - Prior Year Surplus (Deficit)	\$347,768.64		\$347,768.64
39950 - Current Year Surplus (Deficit)	(\$65,100.37)		(\$65,100.37)
Total Equity	\$282,668.27		\$282,668.27
Total Liabilities / Equity	\$294,592.07	\$725,268.16	\$1,019,860.23

South Coast Shores Homeowners Association

Statement of Revenues and Expenses 9/1/2024 - 9/30/2024

	Current Period			Year To Date			Annual Budget
	Actual	Budget	Variance	Actual	Budget	Variance	
Operating Income							
Revenue							
40100 - Assessments	72,800.00	72,800.00	-	218,400.00	218,400.00	-	873,600.00
40300 - Attorney Reimbursement Fees	1,002.71	-	1,002.71	1,002.71	-	1,002.71	-
40500 - Clubhouse Rental	-	-	-	400.00	-	400.00	-
40600 - Collection Fees	185.00	-	185.00	335.00	-	335.00	-
40800 - Interest Charges	(8.33)	-	(8.33)	(2.25)	-	(2.25)	-
40900 - Key Fees	25.00	-	25.00	75.00	-	75.00	-
41000 - Late Charges	(34.00)	-	(34.00)	44.00	-	44.00	-
41600 - Transmitters	140.00	-	140.00	210.00	-	210.00	-
41700 - Violation Fines	(100.00)	-	(100.00)	(100.00)	-	(100.00)	-
44010 - Interest Income	1,370.78	-	1,370.78	7,073.19	-	7,073.19	-
Total Revenue	75,381.16	72,800.00	2,581.16	227,437.65	218,400.00	9,037.65	873,600.00
Total Income	75,381.16	72,800.00	2,581.16	227,437.65	218,400.00	9,037.65	873,600.00

Operating Expense

Utility Expenses							
50200 - Electricity	5,248.91	3,666.67	(1,582.24)	15,693.22	11,000.01	(4,693.21)	44,000.00
50300 - Gas	459.47	1,000.00	540.53	1,764.87	3,000.00	1,235.13	12,000.00
50400 - Refuse Removal	7,731.17	7,291.67	(439.50)	23,193.51	21,875.01	(1,318.50)	87,500.00
50700 - Telephone - Entry Gates	177.80	200.00	22.20	523.40	600.00	76.60	2,400.00
50800 - Water	484.41	416.67	(67.74)	1,598.31	1,250.01	(348.30)	5,000.00
Total Utility Expenses	14,101.76	12,575.01	(1,526.75)	42,773.31	37,725.03	(5,048.28)	150,900.00

Pool / Spa Expenses							
55100 - Pool / Spa: Service Contract	710.00	635.00	(75.00)	2,130.00	1,905.00	(225.00)	7,620.00
55300 - Pool / Spa: Supplies	784.19	333.33	(450.86)	1,952.73	999.99	(952.74)	4,000.00
55400 - Equipment Repairs	-	416.67	416.67	-	1,250.01	1,250.01	5,000.00
55500 - Health Department Fees	-	79.33	79.33	-	237.99	237.99	952.00
Total Pool / Spa Expenses	1,494.19	1,464.33	(29.86)	4,082.73	4,392.99	310.26	17,572.00

Landscape Expenses							
60100 - Landscape: Service Contract	15,752.58	15,752.58	-	46,651.89	47,257.74	605.85	189,030.94
60200 - Landscape: Extras	3,130.00	1,622.08	(1,507.92)	12,228.00	4,866.24	(7,361.76)	19,465.01
60300 - Landscape: Replacement	-	3,433.33	3,433.33	-	10,299.99	10,299.99	41,200.00
60540 - Landscape: Mulch	-	1,125.00	1,125.00	-	3,375.00	3,375.00	13,500.00
60800 - Irrigation: Repairs / Maintenance	651.00	4,320.00	3,669.00	4,974.00	12,960.00	7,986.00	51,840.00
61075 - Swans	-	62.50	62.50	170.00	187.50	17.50	750.00
61100 - Tree Trimming	2,430.00	2,829.08	399.08	8,130.00	8,487.24	357.24	33,949.00
Total Landscape Expenses	21,963.58	29,144.57	7,180.99	72,153.89	87,433.71	15,279.82	349,734.95

Contracts, Maint. & Repair Expenses							
70100 - Access Gate Repairs	2,125.37	625.00	(1,500.37)	3,017.84	1,875.00	(1,142.84)	7,500.00
70600 - Common Area: Maintenance	425.00	2,083.33	1,658.33	8,754.92	6,249.99	(2,504.93)	25,000.00

South Coast Shores Homeowners Association

Statement of Revenues and Expenses 9/1/2024 - 9/30/2024

	Current Period			Year To Date			Annual Budget
	Actual	Budget	Variance	Actual	Budget	Variance	
Operating Expense							
71400 - Fire Safety	-	143.33	143.33	-	429.99	429.99	1,720.00
72500 - Janitorial: Service Contract	1,232.00	1,197.00	(35.00)	3,751.00	3,591.00	(160.00)	14,364.00
72600 - Janitorial: Supplies	-	60.00	60.00	-	180.00	180.00	720.00
72700 - Keys & Locks	-	25.00	25.00	150.00	75.00	(75.00)	300.00
72900 - Lighting: Repairs / Supplies	656.52	333.33	(323.19)	3,562.70	999.99	(2,562.71)	4,000.00
73200 - Patrol Service	1,122.57	1,123.00	.43	3,367.71	3,369.00	1.29	13,476.00
73300 - Pest & Rodent Control: Contract	281.00	260.00	(21.00)	843.00	780.00	(63.00)	3,120.00
73400 - Pest & Rodent Control: Extras	-	166.67	166.67	-	500.01	500.01	2,000.00
74600 - Street Sweeping	1,318.75	1,268.00	(50.75)	3,905.53	3,804.00	(101.53)	15,216.00
74915 - Waterscape Maintenance	2,100.00	2,100.00	-	9,273.01	6,300.00	(2,973.01)	25,200.00
Total Contracts, Maint. & Repair Expenses	9,261.21	9,384.66	123.45	36,625.71	28,153.98	(8,471.73)	112,616.00
General & Administrative Expenses							
80400 - Audit / Tax Returns	-	106.25	106.25	-	318.75	318.75	1,275.00
80600 - Bank Charges	-	-	-	31.00	-	(31.00)	-
80700 - Collection Expenses	170.94	166.67	(4.27)	391.83	500.01	108.18	2,000.00
81200 - Insurance	3,984.75	3,881.83	(102.92)	36,648.00	11,645.49	(25,002.51)	46,582.00
81700 - Insurance: Workers Comp	-	33.33	33.33	-	99.99	99.99	400.00
81900 - Legal Service	-	333.33	333.33	-	999.99	999.99	4,000.00
82400 - Operating Contingency	224.30	104.42	(119.88)	224.30	313.26	88.96	1,253.05
82600 - Printing / Mailing / Supplies	952.31	583.33	(368.98)	3,063.37	1,749.99	(1,313.38)	7,000.00
82700 - Professional Management: Contract	3,275.00	3,275.00	-	9,825.00	9,825.00	-	39,300.00
82800 - Miscellaneous Administration	151.00	208.33	57.33	778.00	624.99	(153.01)	2,500.00
83000 - Reserve Study	-	72.08	72.08	-	216.24	216.24	865.00
83100 - Tax: Federal	-	137.50	137.50	-	412.50	412.50	1,650.00
83200 - Tax: State	2,015.00	79.33	(1,935.67)	2,845.00	237.99	(2,607.01)	952.00
Total General & Administrative Expenses	10,773.30	8,981.40	(1,791.90)	53,806.50	26,944.20	(26,862.30)	107,777.05
Contributions to Reserves							
93600 - General Reserves	56,550.00	11,250.00	(45,300.00)	79,050.00	33,750.00	(45,300.00)	135,000.00
98990 - Interest	1,370.47	-	(1,370.47)	4,045.88	-	(4,045.88)	-
Total Contributions to Reserves	57,920.47	11,250.00	(46,670.47)	83,095.88	33,750.00	(49,345.88)	135,000.00
Total Expense	115,514.51	72,799.97	(42,714.54)	292,538.02	218,399.91	(74,138.11)	873,600.00
Operating Net Total	(40,133.35)	.03	(40,133.38)	(65,100.37)	.09	(65,100.46)	-
Net Total	(40,133.35)	.03	(40,133.38)	(65,100.37)	.09	(65,100.46)	-

South Coast Shores Homeowners Association

Reserve Summary For 9/1/2024 - 9/30/2024

	Beginning Balance	Contributions	Expenditures	Transfers	Ending Balance	Budget	Variance
33600 - General Reserves	664,672.28	11,250.00	-	45,300.00	721,222.28	11,250.00	-
38990 - Interest	2,675.41	1,370.47	-	-	4,045.88	-	1,370.47
Net Total	\$667,347.69	\$12,620.47	-	(\$45,300.00)	\$725,268.16	\$11,250.00	\$1,370.47

South Coast Shores Homeowners Association

Reserve Summary For 7/1/2024 - 9/30/2024

	Beginning Balance	Contributions	Expenditures	Transfers	Ending Balance	Budget	Variance
33600 - General Reserves	642,172.28	33,750.00	-	45,300.00	721,222.28	33,750.00	-
38990 - Interest	-	4,045.88	-	-	4,045.88	-	4,045.88
Net Total	\$642,172.28	\$37,795.88	-	(\$45,300.00)	\$725,268.16	\$33,750.00	\$4,045.88

South Coast Shores Homeowners Association

Summary Statement of Revenues and Expenses For 9/30/2024

	Jul	Aug	Sep	Oct	Nov	Dec	Jan	Feb	Mar	Apr	May	Jun	Total
Operating Income													
Revenue													
40100 - Assessments	72,800	72,800	72,800	-	-	-	-	-	-	-	-	-	218,400
40300 - Attorney Reimbursement Fees	-	-	1,003	-	-	-	-	-	-	-	-	-	1,003
40500 - Clubhouse Rental	-	400	-	-	-	-	-	-	-	-	-	-	400
40600 - Collection Fees	-	150	185	-	-	-	-	-	-	-	-	-	335
40800 - Interest Charges	4	2	(8)	-	-	-	-	-	-	-	-	-	-2
40900 - Key Fees	-	50	25	-	-	-	-	-	-	-	-	-	75
41000 - Late Charges	60	18	(34)	-	-	-	-	-	-	-	-	-	44
41600 - Transmitters	35	35	140	-	-	-	-	-	-	-	-	-	210
41700 - Violation Fines	-	-	(100)	-	-	-	-	-	-	-	-	-	-100
44010 - Interest Income	1,296	4,391	1,371	-	-	-	-	-	-	-	-	-	7,058
Total Revenue	74,195	77,846	75,381	-	-	-	-	-	-	-	-	-	227,422
Total Income	74,195	77,846	75,381	-	-	-	-	-	-	-	-	-	227,422

Operating Expense

Utility Expenses													
50200 - Electricity	4,700	5,745	5,249	-	-	-	-	-	-	-	-	-	15,693
50300 - Gas	865	440	459	-	-	-	-	-	-	-	-	-	1,765
50400 - Refuse Removal	7,731	7,731	7,731	-	-	-	-	-	-	-	-	-	23,194
50700 - Telephone - Entry Gates	168	178	178	-	-	-	-	-	-	-	-	-	523
50800 - Water	1,114	-	484	-	-	-	-	-	-	-	-	-	1,598
Total Utility Expenses	14,578	14,094	14,102	-	-	-	-	-	-	-	-	-	42,773

Pool / Spa Expenses													
55100 - Pool / Spa: Service Contract	710	710	710	-	-	-	-	-	-	-	-	-	2,130
55300 - Pool / Spa: Supplies	593	575	784	-	-	-	-	-	-	-	-	-	1,953
Total Pool / Spa Expenses	1,303	1,285	1,494	-	-	-	-	-	-	-	-	-	4,083

Landscape Expenses													
60100 - Landscape: Service Contract	15,147	15,753	15,753	-	-	-	-	-	-	-	-	-	46,652

South Coast Shores Homeowners Association

Summary Statement of Revenues and Expenses For 9/30/2024

	Jul	Aug	Sep	Oct	Nov	Dec	Jan	Feb	Mar	Apr	May	Jun	Total
Operating Expense													
60200 - Landscape: Extras	1,140	7,958	3,130	-	-	-	-	-	-	-	-	-	12,228
60800 - Irrigation: Repairs / Maintenance	1,574	2,749	651	-	-	-	-	-	-	-	-	-	4,974
61075 - Swans	170	-	-	-	-	-	-	-	-	-	-	-	170
61100 - Tree Trimming	5,700	-	2,430	-	-	-	-	-	-	-	-	-	8,130
Total Landscape Expenses	23,731	26,460	21,964	-	-	-	-	-	-	-	-	-	72,154
Contracts, Maint. & Repair Expenses													
70100 - Access Gate Repairs	228	665	2,125	-	-	-	-	-	-	-	-	-	3,018
70600 - Common Area: Maintenance	7,171	1,159	425	-	-	-	-	-	-	-	-	-	8,755
72500 - Janitorial: Service Contract	1,232	1,287	1,232	-	-	-	-	-	-	-	-	-	3,751
72700 - Keys & Locks	-	150	-	-	-	-	-	-	-	-	-	-	150
72900 - Lighting: Repairs / Supplies	1,895	1,011	657	-	-	-	-	-	-	-	-	-	3,563
73200 - Patrol Service	1,123	1,123	1,123	-	-	-	-	-	-	-	-	-	3,368
73300 - Pest & Rodent Control: Contract	281	281	281	-	-	-	-	-	-	-	-	-	843
74600 - Street Sweeping	1,268	1,319	1,319	-	-	-	-	-	-	-	-	-	3,906
74915 - Waterscape Maintenance	3,809	3,364	2,100	-	-	-	-	-	-	-	-	-	9,273
Total Contracts, Maint. & Repair Expenses	17,006	10,359	9,261	-	-	-	-	-	-	-	-	-	36,626
General & Administrative Expenses													
80600 - Bank Charges	25	6	-	-	-	-	-	-	-	-	-	-	31
80700 - Collection Expenses	-	221	171	-	-	-	-	-	-	-	-	-	392
81200 - Insurance	28,679	3,985	3,985	-	-	-	-	-	-	-	-	-	36,648
82400 - Operating Contingency	-	-	224	-	-	-	-	-	-	-	-	-	224
82600 - Printing / Mailing / Supplies	-	2,111	952	-	-	-	-	-	-	-	-	-	3,063
82700 - Professional Management: Contract	3,275	3,275	3,275	-	-	-	-	-	-	-	-	-	9,825
82800 - Miscellaneous Administration	-	627	151	-	-	-	-	-	-	-	-	-	778
83200 - Tax: State	-	830	2,015	-	-	-	-	-	-	-	-	-	2,845
Total General & Administrative Expenses	31,979	11,055	10,773	-	-	-	-	-	-	-	-	-	53,807

South Coast Shores Homeowners Association

Summary Statement of Revenues and Expenses For 9/30/2024

	Jul	Aug	Sep	Oct	Nov	Dec	Jan	Feb	Mar	Apr	May	Jun	Total
Operating Expense													
Contributions to Reserves													
93600 - General Reserves	11,250	11,250	56,550	-	-	-	-	-	-	-	-	-	79,050
98990 - Interest	1,296	1,364	1,370	-	-	-	-	-	-	-	-	-	4,031
Total Contributions to Reserves	12,546	12,614	57,920	-	-	-	-	-	-	-	-	-	83,081
Total Expense	101,142	75,866	115,515	-	-	-	-	-	-	-	-	-	292,523
Operating Net Total	(\$26,947)	\$1,980	(\$40,133)	-	-	-	-	-	-	-	-	-	(\$65,100)

South Coast Shores Homeowners Association

Summary Statement of Revenues and Expenses For 9/30/2024

	Jul	Aug	Sep	Oct	Nov	Dec	Jan	Feb	Mar	Apr	May	Jun	Total
Reserve Income													
Revenue													
44010 - Interest Income	15	-	-	-	-	-	-	-	-	-	-	-	15
Total Revenue	15	-	-	-	-	-	-	-	-	-	-	-	15
Total Income	15	-	-	-	-	-	-	-	-	-	-	-	15
Reserve Expense													
Contributions to Reserves													
98990 - Interest	15	-	-	-	-	-	-	-	-	-	-	-	15
Total Contributions to Reserves	15	-	-	-	-	-	-	-	-	-	-	-	15
Total Expense	15	-	-	-	-	-	-	-	-	-	-	-	15
Reserve Net Total	-	-	-	-	-	-	-	-	-	-	-	-	\$0
Net Total	(\$26,947)	\$1,980	(\$40,133)	-	-	-	-	-	-	-	-	-	(\$65,100)

South Coast Shores Homeowners Association

Summary Statement of Revenues and Expenses For 9/30/2024

	Oct	Nov	Dec	Jan	Feb	Mar	Apr	May	Jun	Jul	Aug	Sep	Total
Operating Income													
Revenue													
40100 - Assessments	72,800	72,800	72,800	72,800	72,800	72,800	72,800	72,800	72,800	72,800	72,800	72,800	873,600
40300 - Attorney Reimbursement Fees	-	-	-	-	-	-	-	-	-	-	-	1,003	1,003
40500 - Clubhouse Rental	225	75	150	-	375	-	-	-	-	-	400	-	1,225
40600 - Collection Fees	150	150	(300)	300	-	-	-	-	150	-	150	185	785
40800 - Interest Charges	6	4	2	10	8	11	2	6	5	4	2	(8)	53
40900 - Key Fees	50	25	25	-	-	-	-	-	25	-	50	25	200
41000 - Late Charges	50	70	(30)	40	50	30	40	40	50	60	18	(34)	384
41600 - Transmitters	50	35	35	-	35	70	70	-	35	35	35	140	540
41700 - Violation Fines	-	-	-	-	-	-	-	-	100	-	-	(100)	0
44010 - Interest Income	348	1,360	1,340	1,357	1,323	1,248	1,314	1,293	1,344	1,296	4,391	1,371	17,984
Total Revenue	73,680	74,519	74,022	74,507	74,591	74,159	74,226	74,139	74,509	74,195	77,846	75,381	895,774
Total Income	73,680	74,519	74,022	74,507	74,591	74,159	74,226	74,139	74,509	74,195	77,846	75,381	895,774

Operating Expense

Utility Expenses													
50200 - Electricity	4,944	3,248	3,613	3,107	3,062	2,793	2,905	2,903	3,332	4,700	5,745	5,249	45,601
50300 - Gas	819	1,113	2,170	1,430	(193)	577	730	1,379	1,011	865	440	459	10,801
50400 - Refuse Removal	7,293	7,293	-	14,586	-	14,586	7,293	7,293	7,293	7,731	7,731	7,731	88,832
50700 - Telephone - Entry Gates	178	178	178	178	178	168	168	168	178	168	178	178	2,094
50800 - Water	476	-	485	1,560	430	-	-	435	-	1,114	-	484	4,983
Total Utility Expenses	13,710	11,832	6,445	20,861	3,477	18,124	11,096	12,178	11,813	14,578	14,094	14,102	152,311
Pool / Spa Expenses													
55100 - Pool / Spa: Service Contract	710	710	560	560	560	560	560	560	710	710	710	710	7,620
55300 - Pool / Spa: Supplies	-	-	598	97	492	-	112	-	624	593	575	784	3,875
55400 - Equipment Repairs	959	-	944	30	279	-	785	-	2,310	-	-	-	5,307
55500 - Health Department Fees	-	-	952	-	-	-	-	-	-	-	-	-	952
Total Pool / Spa Expenses	1,669	710	3,054	687	1,330	560	1,457	560	3,644	1,303	1,285	1,494	17,754

South Coast Shores Homeowners Association

Summary Statement of Revenues and Expenses For 9/30/2024

	Oct	Nov	Dec	Jan	Feb	Mar	Apr	May	Jun	Jul	Aug	Sep	Total
Operating Expense													
Landscape Expenses													
60100 - Landscape: Service Contract	15,147	15,147	15,147	15,147	15,147	15,147	15,147	15,147	15,147	15,147	15,753	15,753	182,972
60200 - Landscape: Extras	1,190	2,592	1,850	216	6,868	1,307	2,889	1,420	1,159	1,140	7,958	3,130	31,719
60800 - Irrigation: Repairs / Maintenance	1,712	2,115	967	1,087	150	504	680	2,029	2,429	1,574	2,749	651	16,647
61075 - Swans	-	-	-	-	85	-	170	-	-	170	-	-	425
61100 - Tree Trimming	-	-	98	300	11,202	-	-	-	5,700	5,700	-	2,430	25,430
Total Landscape Expenses	18,049	19,854	18,062	16,750	33,452	16,958	18,886	18,596	24,435	23,731	26,460	21,964	257,193
Contracts, Maint. & Repair Expenses													
70100 - Access Gate Repairs	403	1,807	-	237	885	-	-	560	-	228	665	2,125	6,910
70600 - Common Area: Maintenance	2,235	3,302	3,150	-	3,594	1,204	2,102	584	235	7,171	1,159	425	25,160
71400 - Fire Safety	-	-	-	-	1,709	-	-	-	-	-	-	-	1,709
72500 - Janitorial: Service Contract	1,062	1,062	1,197	1,197	1,197	1,197	1,197	1,232	1,197	1,232	1,287	1,232	14,289
72600 - Janitorial: Supplies	35	145	35	430	35	35	450	-	35	-	-	-	1,200
72700 - Keys & Locks	-	207	60	-	-	-	-	-	-	-	150	-	417
72900 - Lighting: Repairs / Supplies	1,058	-	-	1,912	-	1,202	3,141	2,151	595	1,895	1,011	657	13,621
73200 - Patrol Service	1,069	1,069	1,069	1,069	1,123	1,123	1,123	1,123	1,123	1,123	1,123	1,123	13,257
73300 - Pest & Rodent Control: Contract	260	260	260	260	260	260	260	260	281	281	281	281	3,204
73400 - Pest & Rodent Control: Extras	295	-	345	-	-	-	1,435	3,425	-	-	-	-	5,500
74600 - Street Sweeping	1,268	1,268	1,268	1,268	1,268	1,268	1,268	1,268	1,268	1,268	1,319	1,319	15,318
74915 - Waterscape Maintenance	2,100	2,100	2,100	2,100	2,100	2,100	2,100	5,694	2,100	3,809	3,364	2,100	31,767
Total Contracts, Maint. & Repair Expenses	9,785	11,220	9,484	8,473	12,171	8,388	13,076	16,297	6,833	17,006	10,359	9,261	132,353
General & Administrative Expenses													
80400 - Audit / Tax Returns	1,275	-	-	-	-	-	-	-	-	-	-	-	1,275
80600 - Bank Charges	-	-	-	6	-	-	25	-	-	25	6	-	62
80700 - Collection Expenses	30	170	180	30	945	319	83	10	63	-	221	171	2,223
81200 - Insurance	3,406	3,406	3,406	3,406	-	-	-	-	1,191	28,679	3,985	3,985	51,464

South Coast Shores Homeowners Association

Summary Statement of Revenues and Expenses For 9/30/2024

	Oct	Nov	Dec	Jan	Feb	Mar	Apr	May	Jun	Jul	Aug	Sep	Total
Operating Expense													
82400 - Operating Contingency	-	-	-	-	-	-	-	104	-	-	-	224	329
82600 - Printing / Mailing / Supplies	95	277	118	281	680	-	1,176	647	220	-	2,111	952	6,558
82700 - Professional Management: Contract	3,226	3,226	3,226	3,226	3,226	3,226	3,226	3,226	3,226	3,275	3,275	3,275	38,859
82800 - Miscellaneous Administration	151	151	151	456	524	-	727	151	151	-	627	151	3,240
83000 - Reserve Study	-	-	-	865	-	-	-	-	-	-	-	-	865
83100 - Tax: Federal	2,850	-	-	(2,850)	-	-	-	-	241	-	-	-	241
83200 - Tax: State	-	-	-	-	-	-	-	150	-	-	830	2,015	2,995
Total General & Administrative Expenses	11,033	7,230	7,081	5,421	5,376	3,545	5,238	4,289	5,092	31,979	11,055	10,773	108,111
Contributions to Reserves													
93600 - General Reserves	11,250	11,250	11,250	11,250	11,250	11,250	11,250	11,250	11,250	11,250	11,250	56,550	180,300
98990 - Interest	323	1,335	1,314	1,352	1,321	1,248	1,314	1,292	1,344	1,296	1,364	1,370	14,873
Total Contributions to Reserves	11,573	12,585	12,564	12,602	12,571	12,498	12,564	12,542	12,594	12,546	12,614	57,920	195,173
Total Expense	65,819	63,432	56,691	64,793	68,377	60,072	62,316	64,462	64,411	101,142	75,866	115,515	862,895
Operating Net Total	\$7,861	\$11,087	\$17,331	\$9,714	\$6,214	\$14,087	\$11,910	\$9,677	\$10,098	(\$26,947)	\$1,980	(\$40,133)	\$32,879

South Coast Shores Homeowners Association

Summary Statement of Revenues and Expenses For 9/30/2024

	Oct	Nov	Dec	Jan	Feb	Mar	Apr	May	Jun	Jul	Aug	Sep	Total
Reserve Income													
Revenue													
44010 - Interest Income	-	-	-	-	-	-	-	-	-	15	-	-	15
Total Revenue	-	-	-	-	-	-	-	-	-	15	-	-	15
Total Income	-	-	-	-	-	-	-	-	-	15	-	-	15
Reserve Expense													
Contributions to Reserves													
98990 - Interest	-	-	-	-	-	-	-	-	-	15	-	-	15
Total Contributions to Reserves	-	-	-	-	-	-	-	-	-	15	-	-	15
Total Expense	-	-	-	-	-	-	-	-	-	15	-	-	15
Reserve Net Total	-	-	-	-	-	-	-	-	-	-	-	-	\$0
Net Total	\$7,861	\$11,087	\$17,331	\$9,714	\$6,214	\$14,087	\$11,910	\$9,677	\$10,098	(\$26,947)	\$1,980	(\$40,133)	\$32,879

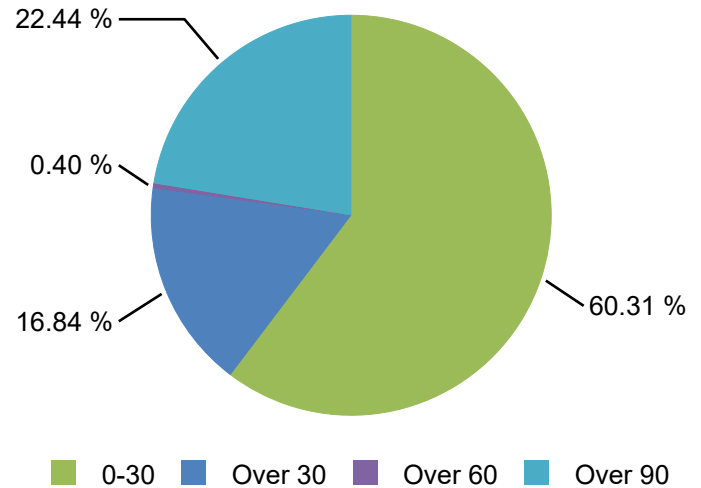
South Coast Shores Homeowners Association

AR Aging - 9/30/2024

SUMMARY

Charge	Balance
Attorney Reimbursement Fee (1)	\$1,002.71
CC&R Violation Fine (4)	\$539.58
Collection Fee (1)	\$130.00
Late Fee (4)	\$9.57
Late Interest (3)	(\$8.33)
Monthly Assessment (2)	\$820.00
Total	\$2,493.53

DISTRIBUTION



Property	0-30	Over 30	Over 60	Over 90	Balance
99224305 - 3702 S Sea Breeze - Probst Trustee					
Coll Status: Collection Attorney (Pay-off Pending) Coll	\$929.96	-	-	-	\$929.96
Attorney: Community Legal Advisors, Inc					
Late Fee	(\$50.00)	-	-	-	(\$50.00)
CC&R Violation Fine	(\$10.42)	-	-	-	(\$10.42)
Late Interest	(\$12.33)	-	-	-	(\$12.33)
Attorney Reimbursement Fee	\$1,002.71	-	-	-	\$1,002.71
99224434 - 3607 S Ocean Crst - Savala Trustee					
Coll Status: Intent to Lien	\$412.00	\$410.00	-	-	\$822.00
Monthly Assessment	\$400.00	\$400.00	-	-	\$800.00
Late Fee	\$10.00	\$10.00	-	-	\$20.00
Late Interest	\$2.00	-	-	-	\$2.00
99224335 - 1914 Bay Crest St - Gilmour Trust	-	-	-	\$300.00	\$300.00
CC&R Violation Fine	-	-	-	\$300.00	\$300.00
99224284 - 1903 Bay Crest St - Beam	-	-	-	\$200.00	\$200.00
CC&R Violation Fine	-	-	-	\$200.00	\$200.00
99224376 - 1922 Bay Crest St - Gonzalez Miranda Trustees					
Coll Status: Small Balance Reminder (HUFD)	\$142.00	\$10.00	\$10.00	-	\$162.00
Late Fee	\$10.00	\$10.00	\$10.00	-	\$30.00
Collection Fee	\$130.00	-	-	-	\$130.00
Late Interest	\$2.00	-	-	-	\$2.00
99224296 - 3612 S Sea Breeze - 3612 S Sea Breeze LLC	-	-	-	\$50.00	\$50.00
CC&R Violation Fine	-	-	-	\$50.00	\$50.00
99224314 - 1909 Bay Crest St - Lopez	\$20.00	-	-	-	\$20.00
Monthly Assessment	\$20.00	-	-	-	\$20.00
99224352 - 1917 Bay Crest St - Hansen	-	-	-	\$9.57	\$9.57
Late Fee	-	-	-	\$9.57	\$9.57

(*** indicates previous owners)

South Coast Shores Homeowners Association

AR Aging - 9/30/2024

Property	0-30	Over 30	Over 60	Over 90	Balance
Total:	\$1,503.96	\$420.00	\$10.00	\$559.57	\$2,493.53
Property Count:	4	2	1	4	

South Coast Shores Homeowners Association

Pre Paid Homeowners For 9/30/2024

Account	Property	Owner Name	Credit Amount
99224560	2006 W Summer Wind	Graciela L Garcia	2,709.00
99224426	1905 W Wakeham Pl	John M Buckley	1,464.80
99224375	3704 S Sea Clf	Harriet Ducot	1,200.00
99224506	3614 S Sea Breeze	David Lee Perry	800.00
99224279	1902 Bay Crest St	Glenda Jeanette Sapp Trustee Etal	400.00
99224422	1903 W Wakeham Pl	Susan Todd	400.00
99224460	1903 W West Wind	Charles L Greenburg Trust	400.00
99224295	1905 Bay Crest St	Bruce Beckman Successor Trustee	400.00
99224331	1913 Bay Crest St	Edwards Family Trust	400.00
99224454	1915 W Wakeham Pl	Sally A Day	400.00
99224356	1918 Bay Crest St	Angelo J Fazio	400.00
99245537	1919 Bay Crest St	Justin Wallace Chi	400.00
99224619	2017 W West Wind	David B Miles	400.00
99224639	2021 W West Wind	Christine J Aichelman Trustee	400.00
99224429	3605 S Ocean Crst	James E Marlin II	400.00
99224394	3708 S Sea Clf	Robert C Boullon	400.00
99224459	3709 S Ocean Crst	Michael Christiansen	400.00
99252481	1915 W West Wind	Carla Josefina Grey Trustee	10.00
Total			11,383.80

(*** indicates previous owners)

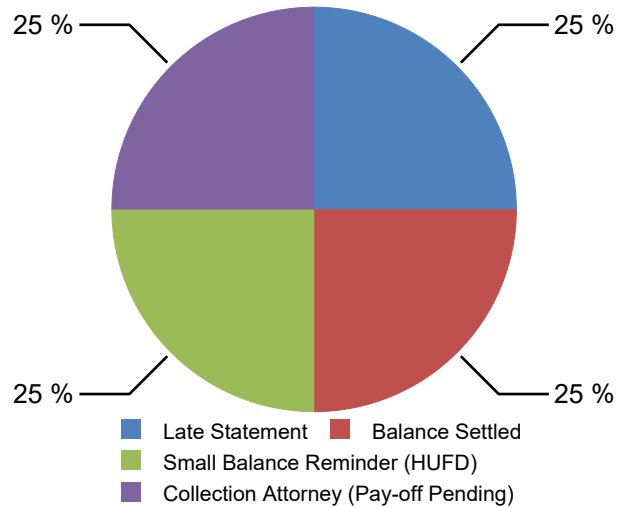
South Coast Shores Homeowners Association

Collection Report - Detail for 9/1/2024 - 9/30/2024

SUMMARY

Balance Settled	1
Collection Attorney (Pay-off Pending)	1
Late Statement	1
Small Balance Reminder (HUFD)	1
Total	4

TOP DISTRIBUTION BY STATUS



Collection Attorney (Pay-off Pending) (Total Count = 1)

3702 S Sea Breeze
Pamela Ann Probst Trustee
XN: 2056147 Acct: 99224305

Collection Attorney (Pay-off Pending)
Current Balance: \$929.96
Last Payment Date/Amount: 09-09-2024 / (\$900.00)

12/20/2022	System	Late Statement
1/20/2023	System	Review Account - Intent to Lien
1/21/2023	Crystal Gutierrez	Small Balance Reminder (HUFD)
2/20/2023	System	Small Balance Reminder
2/24/2023	Kimberly Vieyra-Pacheco	Review Account - Intent to Lien
3/2/2023	Kimberly Vieyra-Pacheco	Intent to Lien Letter to Owner(s)
3/2/2023	Kimberly Vieyra-Pacheco	Resolution to Lien
3/2/2023	Kimberly Vieyra-Pacheco	Intent to Lien
3/14/2023	Fabi Barreto	Small Balance Reminder (HUFD)
3/20/2023	System	Small Balance Reminder
4/20/2023	System	Small Balance Reminder
5/21/2023	System	Review Account - Intent to Lien
5/22/2023	Crystal Gutierrez	Intent to Lien Letter to Owner(s)
5/22/2023	Crystal Gutierrez	Resolution to Lien
5/22/2023	Crystal Gutierrez	Intent to Lien
6/21/2023	System	Small Balance Reminder
6/21/2023	System	Intent to Lien
7/7/2023	Crystal Gutierrez	Ready to Lien
7/7/2023	Crystal Gutierrez	Lien Letter to County Recorder
7/7/2023	Crystal Gutierrez	Lien Notice to Owner(s)
7/7/2023	Crystal Gutierrez	Lien Filed
7/12/2023	Crystal Gutierrez	Lien Filed - Copy sent to Owner(s)
7/12/2023	Crystal Gutierrez	Lien

South Coast Shores Homeowners Association

Collection Report - Detail for 9/1/2024 - 9/30/2024

7/28/2023	Crystal Gutierrez	Intent to Foreclose Letter to Owner(s)
7/28/2023	Crystal Gutierrez	Intent to Foreclose
8/29/2023	Crystal Gutierrez	Intent to Foreclose
9/29/2023	System	Review for Collection Attorney
9/29/2023	Crystal Gutierrez	Intent to Foreclose
11/1/2023	System	Review for Collection Attorney
11/1/2023	Crystal Gutierrez	Intent to Foreclose
12/1/2023	System	Review for Collection Attorney
12/1/2023	Crystal Gutierrez	Intent to Foreclose
1/2/2024	System	Review for Collection Attorney
1/3/2024	Kimberly Vieyra-Pacheco	File Sent to Collection Attorney
1/3/2024	Kimberly Vieyra-Pacheco	Collection Attorney
9/11/2024	System	Balance Settled
9/11/2024	System	Balance Settled - Review
9/11/2024	Crystal Gutierrez	Collection Attorney (Pay-off Pending)

Small Balance Reminder (HUFD) (Total Count = 1)

1922 Bay Crest St
Miguel Angel Panasitti & Mabelle Gonzalez
Miranda Trustees
XN: 4128435 Acct: 99224376

Small Balance Reminder (HUFD) Current Balance: \$162.00
Last Payment Date/Amount: 09-26-2024 / (\$820.00)

8/20/2024	System	Late Statement
9/20/2024	System	Review Account - Intent to Lien
9/20/2024	Crystal Gutierrez	Intent to Lien Letter to Owner(s)
9/20/2024	Crystal Gutierrez	Resolution to Lien
9/20/2024	Crystal Gutierrez	Intent to Lien
9/27/2024	Paul Kardos	Small Balance Reminder (HUFD)

Late Statement (Total Count = 1)

3607 S Ocean Crst
Lydia M Savala Trustee
XN: 4169598 Acct: 99224434

Late Statement Current Balance: \$822.00
Last Payment Date/Amount: 09-05-2024 / (\$412.00)

8/31/2024	System	Late Statement
10/1/2024	System	Review Account - Intent to Lien
10/1/2024	Crystal Gutierrez	Small Balance Reminder (HUFD)
10/1/2024	Crystal Gutierrez	Review Account - Intent to Lien
10/2/2024	Crystal Gutierrez	Intent to Lien Letter to Owner(s)
10/2/2024	Crystal Gutierrez	Resolution to Lien
10/2/2024	Crystal Gutierrez	Intent to Lien

Balance Settled (Total Count = 1)

South Coast Shores Homeowners Association

Collection Report - Detail for 9/1/2024 - 9/30/2024

2010 W West Wind		Balance Settled	Current Balance: \$0.00
Judith Ann Miller		Last Payment Date/Amount:	09-19-2024 / (\$806.00)
XN: 4169599 Acct: 99224589			
8/31/2024	System	Late Statement	
9/21/2024	System	Balance Settled	

South Coast Shores Homeowners Association

Cash Disbursement - 9/30/2024

Date	CheckNo	Description	Amount
10100 - Pacific Premier Bank Op			
9/1/2024	ACH	Optimum Professional Property Management (OPPM) Inv # 4171352	3,275.00
		82700 - Professional Management: Contract - Management Fee	3,275.00
9/6/2024	Auto Draft	SoCal Gas Inv # 20240827	459.47
		50300 - Gas - Monthly Gas Bill	459.47
9/7/2024	Auto Draft	SCE Inv # 20240828	5,248.91
		50200 - Electricity - monthly electricity	5,248.91
9/9/2024	Transfer Out	Transfer to Pacific Premier Bank MMA	11,250.00
		14100 - Pacific Premier Bank MMA x1195 - Transfer from Pacific Premier Bank Op	11,250.00
9/10/2024	ACH	California Gate & Entry Systems Inv # 188230	147.33
		70100 - Access Gate Repairs - C.G. Systems, Inc. - Gate #1 Svc Call	147.33
9/10/2024	Check 2650	Relentless Land Care Inv # 16092	72.00
		60800 - Irrigation: Repairs / Maintenance - Irrigation Repairs	72.00
9/10/2024	Check 2650	Relentless Land Care Inv # 16051	230.00
		60200 - Landscape: Extras - MacArthur Entrance - Color	230.00
9/10/2024	Check 2650	Relentless Land Care Inv # 16076	144.00
		60800 - Irrigation: Repairs / Maintenance - Irrigation Repairs	144.00
9/10/2024	Check 2650	Relentless Land Care Inv # 16075	198.00
		60800 - Irrigation: Repairs / Maintenance - Irrigation Repair	198.00
9/10/2024	Check 2650	Relentless Land Care Inv # 16077	108.00
		60800 - Irrigation: Repairs / Maintenance - Irrigation Repairs	108.00
9/10/2024	Check 2650	Relentless Land Care Inv # 15958	15,752.58
		60100 - Landscape: Service Contract - Monthly Landscape Maint	15,752.58
9/10/2024	Check 2650	Relentless Land Care Inv # 15957	1,318.75
		74600 - Street Sweeping - Monthly Sweeping Svc	1,318.75
9/10/2024	Check 2651	Cal-Sparkle Inv # 5/71000	784.19
		55300 - Pool / Spa: Supplies - John A & Laurene A Hughes - Health Inspection Repairs	784.19
9/10/2024	Check 2651	Cal-Sparkle Inv # 5/70410	710.00
		55100 - Pool / Spa: Service Contract - John A & Laurene A Hughes - Monthly Pool Svc	710.00
9/10/2024	Check 2652	Severson Plumbing Inv # 319373	425.00
		70600 - Common Area: Maintenance - Sewer Inspection	425.00

South Coast Shores Homeowners Association

Cash Disbursement - 9/30/2024

Date	CheckNo	Description	Amount
9/10/2024	Check 2653	Newport Exterminating, Inc Inv # 965779	281.00
		73300 - Pest & Rodent Control: Contract - Monthly Rodent Control	281.00
9/10/2024	Check 2654	Patrol Masters Security Group Inv # 123677	1,122.57
		73200 - Patrol Service - Monthly Patrol Svc	1,122.57
9/10/2024	Check 2655	Integrated Vegetation Management, Inc Inv # 1003568	2,100.00
		74915 - Waterscape Maintenance - Monthly Lake Maint	2,100.00
9/11/2024	Auto Draft	Franchise Tax Board Inv # 20240916	2,015.00
		83200 - Tax: State - Financial Agent, Federal Tax Deposit Processing	2,015.00
9/16/2024	ACH	California Gate & Entry Systems Inv # 188386	1,572.56
		70100 - Access Gate Repairs - C.G. Systems, Inc. - New Hinges	1,572.56
9/16/2024	Transfer Out	Transfer to First Foundation MMA - Transfer CD cashout from Comerica to FF per Board	45,300.00
		14210 - First Foundation MMA x1197 - Transfer from Pacific Premier Bank Op - Transfer CD cashout from Comerica to FF per Board	45,300.00
9/16/2024	Auto Draft	DoorKing Inc. Inv # 2332372	177.80
		50700 - Telephone - Entry Gates - monthly gate access	177.80
9/16/2024	Check 2656	Relentless Land Care Inv # 16149	350.00
		60200 - Landscape: Extras - XN3876670	350.00
9/16/2024	Check 2656	Relentless Land Care Inv # 15818	2,430.00
		61100 - Tree Trimming - Tree Removal - 2002 W West Wind	2,430.00
9/16/2024	Check 2656	Relentless Land Care Inv # 15984	2,550.00
		60200 - Landscape: Extras - Tree Removal - XN3820289	2,550.00
9/16/2024	Check 2656	Relentless Land Care Inv # 16150	129.00
		60800 - Irrigation: Repairs / Maintenance - Irrigation Repairs	129.00
9/18/2024	Auto Draft	City of Santa Ana Inv # 20240828	484.41
		50800 - Water - monthly water	484.41
9/23/2024	ACH	Optimum Janitorial Services Inv # 47034	1,232.00
		72500 - Janitorial: Service Contract - Monthly Janitorial Svc	1,232.00
9/23/2024	ACH	Optimum Professional Property Management (OPPM) Inv # 46978	1,273.31
		80700 - Collection Expenses - fees	170.00
		82600 - Printing / Mailing / Supplies - supplies	952.31
		82800 - Miscellaneous Administration - administration	151.00

South Coast Shores Homeowners Association

Cash Disbursement - 9/30/2024

Date	CheckNo	Description	Amount
9/23/2024	ACH	California Gate & Entry Systems Inv # 188868	185.00
		70100 - Access Gate Repairs - C.G. Systems, Inc. - Gate #1 - Svc Call	185.00
9/23/2024	Check 2657	Republic Services Inv # 616-000299358	7,731.17
		50400 - Refuse Removal - Monthly Refuse	7,731.17
9/23/2024	Check 2658	Community Legal Advisors, Inc Inv # 32835	0.94
		80700 - Collection Expenses - CLA - Pmt	0.94
9/23/2024	Check 2659	Tri-County Lighting Services, Corp. Inv # 163189	180.92
		72900 - Lighting: Repairs / Supplies - Light Pole Base Repair	180.92
9/23/2024	Check 2659	Tri-County Lighting Services, Corp. Inv # 163190	475.60
		72900 - Lighting: Repairs / Supplies - Light at Clubhouse Repair	475.60
9/30/2024	ACH	California Gate & Entry Systems Inv # 189129	220.48
		70100 - Access Gate Repairs - C.G. Systems, Inc. - Order 15 remotes	220.48
9/30/2024	Check 2663	LaBarre and Oksnee Insurance Agency, Inc Inv # 68356	3,984.75
		81200 - Insurance - 3 of 8 Monthly Installments	3,984.75
Total			113,919.74

10310 - Comerica Bank

9/9/2024	Misc Check	Comerica Bank - Transfer check	4,363.93
		20200 - Accrued Expenses - Comerica Bank	4,363.93
Total			4,363.93

14210 - First Foundation MMA

9/17/2024	Misc Check	First Foundation Bank - CD Purchase	45,300.00
		20200 - Accrued Expenses - First Foundation Bank	45,300.00
Total			45,300.00

South Coast Shores Homeowners Association

GL Trial Balance For 9/1/2024 - 9/30/2024

		Beginning Balance	Current		Ending Balance
			Debit	Credit	
10100 - Pacific Premier Bank Op x0834		212,154.01	130,631.89	124,548.04	218,237.86
Date	Description		Debit	Credit	Type
09/01/2024	4171352 - Optimum Professional Property Management (OPPM) - Management Fee		-	3,275.00	Invoice
09/01/2024	Batched	eCheck	1,600.00	-	Owner Payment
09/01/2024	Batched	Credit Distribution	9,180.00	9,180.00	Credit Distribution
09/02/2024		eCheck	400.00	-	Owner Payment
09/03/2024	Batched	eCheck	800.00	-	Owner Payment
09/03/2024	Batched	Check	3,200.00	-	Owner Payment
09/04/2024		eCheck	400.00	-	Owner Payment
09/04/2024	Batched	Check	3,600.00	-	Owner Payment
09/05/2024	Batched	eCheck	800.00	-	Owner Payment
09/05/2024	Batched	Check	5,600.00	-	Owner Payment
09/05/2024	Batched	ACH	38,024.00	-	Owner Payment
09/06/2024		eCheck	400.00	-	Owner Payment
09/06/2024		20240827 - SoCal Gas - Monthly Gas Bill	-	459.47	Invoice
09/06/2024	Batched	Check	2,000.00	-	Owner Payment
09/07/2024		20240828 - SCE - monthly electricity	-	5,248.91	Invoice
09/07/2024		Credit Card	612.96	-	Owner Payment
09/09/2024	Batched	Void Unable To Locate Account on ACH ...6911	-	412.00	Void
09/09/2024	Batched	Void Unable To Locate Account on ACH ...7377	-	412.00	Void
09/09/2024		Transfer to Pacific Premier Bank MMA	-	11,250.00	Transfer
09/09/2024		Misc Deposit: Chk # 9419757	45,300.00	-	GL Entry
09/09/2024		eCheck	400.00	-	Owner Payment
09/09/2024	Batched	Check	1,725.00	-	Owner Payment
09/10/2024		1003568 - Integrated Vegetation Management, Inc - Monthly Lake Maint	-	2,100.00	Invoice
09/10/2024		16051 - Relentless Land Care - MacArthur Entrance - Color	-	230.00	Invoice
09/10/2024		15958 - Relentless Land Care - Monthly Landscape Maint	-	15,752.58	Invoice
09/10/2024		15957 - Relentless Land Care - Monthly Sweeping Svc	-	1,318.75	Invoice
09/10/2024		Check	400.00	-	Owner Payment
09/10/2024		5/70410 - John A & Laurene A Hughes - Monthly Pool Svc	-	710.00	Invoice
09/10/2024		123677 - Patrol Masters Security Group - Monthly Patrol Svc	-	1,122.57	Invoice
09/10/2024		319373 - Severson Plumbing - Sewer Inspection	-	425.00	Invoice
09/10/2024		16075 - Relentless Land Care - Irrigation Repair	-	198.00	Invoice
09/10/2024		16076 - Relentless Land Care - Irrigation Repairs	-	144.00	Invoice
09/10/2024		16077 - Relentless Land Care - Irrigation Repairs	-	108.00	Invoice
09/10/2024		16092 - Relentless Land Care - Irrigation Repairs	-	72.00	Invoice
09/10/2024		5/71000 - John A & Laurene A Hughes - Health Inspection Repairs	-	784.19	Invoice

South Coast Shores Homeowners Association

GL Trial Balance For 9/1/2024 - 9/30/2024

		Beginning Balance	Current Debit	Credit	Ending Balance
10100 - Pacific Premier Bank Op x0834		212,154.01	130,631.89	124,548.04	218,237.86
Date	Description	Debit	Credit	Type	
09/10/2024	965779 - Newport Exterminating, Inc - Monthly Rodent Control	-	281.00	Invoice	
09/10/2024	188230 - C.G. Systems, Inc. - Gate #1 Srvc Call	-	147.33	Invoice	
09/11/2024	Void Closed Account on ACH ...9593	-	400.00	Void	
09/11/2024	20240916 - Financial Agent, Federal Tax Deposit Processing	-	2,015.00	Invoice	
09/11/2024	Batched Check	2,400.00	-	Owner Payment	
09/12/2024	eCheck	400.00	-	Owner Payment	
09/12/2024	Batched Check	800.00	-	Owner Payment	
09/13/2024	Batched Check	470.00	-	Owner Payment	
09/15/2024	Batched eCheck	800.00	-	Owner Payment	
09/16/2024	16150 - Relentless Land Care - Irrigation Repairs	-	129.00	Invoice	
09/16/2024	15818 - Relentless Land Care - Tree Removal - 2002 W West Wind	-	2,430.00	Invoice	
09/16/2024	15984 - Relentless Land Care - Tree Removal - XN3820289	-	2,550.00	Invoice	
09/16/2024	16149 - Relentless Land Care - XN3876670	-	350.00	Invoice	
09/16/2024	Transfer to First Foundation MMA - Transfer CD cashout from Comerica to FF per Board	-	45,300.00	Transfer	
09/16/2024	2332372 - Doorking Inc. - monthly gate access	-	177.80	Invoice	
09/16/2024	Batched Check	800.00	-	Owner Payment	
09/16/2024	188386 - C.G. Systems, Inc. - New Hinges	-	1,572.56	Invoice	
09/17/2024	Batched eCheck	445.00	-	Owner Payment	
09/18/2024	20240828 - City of Santa Ana - monthly water	-	484.41	Invoice	
09/19/2024	Batched Check	1,206.00	-	Owner Payment	
09/20/2024	eCheck	400.00	-	Owner Payment	
09/23/2024	46978 - Optimum Professional Property Management (OPPM) - supplies	-	952.31	Invoice	
09/23/2024	163190 - Tri-County Lighting Services, Corp. - Light at Clubhouse Repair	-	475.60	Invoice	
09/23/2024	163189 - Tri-County Lighting Services, Corp. - Light Pole Base Repair	-	180.92	Invoice	
09/23/2024	616-000299358 - Republic Services - Monthly Refuse	-	7,731.17	Invoice	
09/23/2024	46978 - Optimum Professional Property Management (OPPM) - fees	-	170.00	Invoice	
09/23/2024	46978 - Optimum Professional Property Management (OPPM) - administration	-	151.00	Invoice	
09/23/2024	47034 - Optimum Janitorial Services - Monthly Janitorial Svc	-	1,232.00	Invoice	
09/23/2024	32835 - Community Legal Advisors, Inc - CLA - Pmt	-	.94	Invoice	
09/23/2024	188868 - C.G. Systems, Inc. - Gate #1 - Srvc Call	-	185.00	Invoice	
09/24/2024	Misc Deposit: Chk # 1038	15.00	-	GL Entry	
09/24/2024	Check	70.00	-	Owner Payment	
09/25/2024	Misc Deposit: Chk # 9445338	4,363.93	-	GL Entry	

South Coast Shores Homeowners Association

GL Trial Balance For 9/1/2024 - 9/30/2024

			Beginning Balance	Current Debit	Credit	Ending Balance
10100 - Pacific Premier Bank Op x0834			212,154.01	130,631.89	124,548.04	218,237.86
Date		Description	Debit	Credit	Type	
09/26/2024	Batched	Check	1,220.00	-	Owner Payment	
09/27/2024		Check	400.00	-	Owner Payment	
09/30/2024		68356 - LaBarre and Oksnee Insurance Agency, Inc - 3 of 8 Monthly Installments	-	3,984.75	Invoice	
09/30/2024		eCheck	400.00	-	Owner Payment	
09/30/2024		992 - Owner Refund - Owner Refund for Acct: 99224543	-	224.30	Invoice	
09/30/2024	Batched	Check	2,000.00	-	Owner Payment	
09/30/2024		189129 - C.G. Systems, Inc. - Order 15 remotes	-	220.48	Invoice	
10310 - Comerica Op x0425			4,448.96	0.31	4,363.93	85.34
Date		Description	Debit	Credit	Type	
09/01/2024		September Interest	.31	-	GL Entry	
09/09/2024		Comerica Bank	-	4,363.93	Invoice	
10702 - Comerica - Independent Bank Mat. 02-28-25 4.65% 6 Months			74,000.00	-	-	74,000.00
Date		Description	Debit	Credit	Type	
11150 - Accounts Receivable			2,389.15	76,067.01	75,962.63	2,493.53
Date		Description	Debit	Credit	Type	
09/01/2024	Batched	Monthly Assessment	73,200.00	-	Owner Charge	
09/01/2024	Batched	eCheck	-	1,600.00	Owner Payment	
09/01/2024	Batched	Late Interest	6.00	-	Owner Charge	
09/01/2024	Batched	Credit Distribution	-	9,180.00	Credit Distribution	
09/01/2024		Adjustment Ownership Transfer	-	400.00	Adjustment	
09/02/2024		eCheck	-	400.00	Owner Payment	
09/03/2024	Batched	eCheck	-	800.00	Owner Payment	
09/03/2024	Batched	Check	-	3,200.00	Owner Payment	
09/04/2024		eCheck	-	400.00	Owner Payment	
09/04/2024	Batched	Check	-	3,200.00	Owner Payment	
09/05/2024	Batched	eCheck	-	800.00	Owner Payment	
09/05/2024	Batched	Check	-	5,600.00	Owner Payment	
09/05/2024	Batched	ACH	-	38,024.00	Owner Payment	
09/06/2024		eCheck	-	400.00	Owner Payment	
09/06/2024	Batched	Check	-	2,000.00	Owner Payment	
09/09/2024		eCheck	-	400.00	Owner Payment	

South Coast Shores Homeowners Association

GL Trial Balance For 9/1/2024 - 9/30/2024

	Beginning Balance	Current Debit	Credit	Ending Balance
11150 - Accounts Receivable	2,389.15	76,067.01	75,962.63	2,493.53

Date		Description	Debit	Credit	Type
09/09/2024	Batched	Void Unable To Locate Account on ACH ...7377	412.00	-	Void
09/09/2024	Batched	Void Unable To Locate Account on ACH ...6911	412.00	-	Void
09/09/2024		Key Fee	25.00	-	Owner Charge
09/09/2024	Batched	Check	-	1,725.00	Owner Payment
09/10/2024		Check	-	400.00	Owner Payment
09/11/2024		Void Closed Account on ACH ...9593	400.00	-	Void
09/11/2024	Batched	Check	-	2,400.00	Owner Payment
09/11/2024		Bank Return Fee - Account Closed	35.00	-	Owner Charge
09/12/2024		eCheck	-	400.00	Owner Payment
09/12/2024		Gate Remote Fee (2)	70.00	-	Owner Charge
09/12/2024	Batched	Check	-	800.00	Owner Payment
09/13/2024		Check	-	70.00	Owner Payment
09/13/2024		Attorney Reimbursement Fee	1,002.71	-	Owner Charge
09/15/2024		eCheck	-	400.00	Owner Payment
09/16/2024	Batched	Late Fee	50.00	-	Owner Charge
09/16/2024		Check	-	400.00	Owner Payment
09/17/2024	Batched	eCheck	-	445.00	Owner Payment
09/17/2024		Adjustment Reverse Late Fee	-	10.00	Adjustment
09/18/2024		Credit Distribution	10.00	-	Credit Distribution
09/18/2024		Adjustment Courtesy Fee Waiver	-	10.00	Adjustment
09/19/2024	Batched	Check	-	1,206.00	Owner Payment
09/20/2024		Writeoff Supplies Reimbursement	-	224.30	Writeoff
09/20/2024		Refund Check Supplies Reimbursement	224.30	-	Refund Check
09/20/2024		Collection Fee - Intent to Lien Processing	150.00	-	Owner Charge
09/23/2024	Batched	Adjustment Reverse Late Fee / Interest Fee	-	16.00	Adjustment
09/24/2024		Gate Remote Fee (2)	70.00	-	Owner Charge
09/24/2024		Check	-	70.00	Owner Payment
09/26/2024	Batched	Check	-	820.00	Owner Payment
09/30/2024	Batched	Adjustment Attorney Payoff Adjustment	-	162.33	Adjustment

11190 - Less Allowance For Past Due Accts	-224.66	-	-	-224.66
---	---------	---	---	---------

Date	Description	Debit	Credit	Type	
14100 - Pacific Premier Bank MMA x1195		103,386.26	11,282.03	-	114,668.29
Date	Description	Debit	Credit	Type	
09/09/2024	Transfer from Pacific Premier Bank Op	11,250.00	-	Transfer	

South Coast Shores Homeowners Association

GL Trial Balance For 9/1/2024 - 9/30/2024

		Beginning Balance	Current		Ending Balance
			Debit	Credit	
14100 - Pacific Premier Bank MMA x1195		103,386.26	11,282.03	-	114,668.29
Date	Description		Debit	Credit	Type
09/30/2024	September Interest		32.03	-	GL Entry
14200 - FCB MMA x2212		60,347.91	14.75	-	60,362.66
Date	Description		Debit	Credit	Type
09/01/2024	September Interest		14.75	-	GL Entry
14210 - First Foundation MMA x1197		10,027.85	45,309.44	45,300.00	10,037.29
Date	Description		Debit	Credit	Type
09/01/2024	September Interest		9.44	-	GL Entry
09/16/2024	Transfer from Pacific Premier Bank Op - Transfer CD cashout from Comerica to FF per Board		45,300.00	-	Transfer
09/17/2024	First Foundation Bank		-	45,300.00	Invoice
14300 - Banc of CA MMA x5433 - UNCLAIMED PROPERTY		125,811.12	-	-	125,811.12
Date	Description		Debit	Credit	Type
15050 - First Foundation x7973 Mat.02-01-2025 3.440 % 13mths		165,811.03	485.13	-	166,296.16
Date	Description		Debit	Credit	Type
09/01/2024	September Interest		485.13	-	GL Entry
15055 - Alliance x2689 Mat. 08-17-2025 4.4% 11mths		101,317.77	431.65	-	101,749.42
Date	Description		Debit	Credit	Type
09/16/2024	September Interest		431.65	-	GL Entry
15070 - First Foundation x7797 Mat. 11-14-2024 4.641% 13mths		100,645.75	397.47	-	101,043.22
Date	Description		Debit	Credit	Type
09/01/2024	September Interest		397.47	-	GL Entry

South Coast Shores Homeowners Association

GL Trial Balance For 9/1/2024 - 9/30/2024

		Beginning Balance	Current		Ending Balance
			Debit	Credit	
15097 - First Foundation x5354 Mat. 06-17-2025 4.88% 9mths		0.00	45,300.00	-	45,300.00
Date	Description		Debit	Credit	Type
09/17/2024	CD Purchase		45,300.00	-	GL Entry
20100 - Accounts Payable		0.00	224.30	224.30	0.00
Date	Description		Debit	Credit	Type
09/20/2024	Refund Check Supplies Reimbursement		-	224.30	Refund Check
09/30/2024	992 - Owner Refund - Owner Refund for Acct: 99224543		224.30	-	Invoice
20200 - Accrued Expenses		45,300.00	49,663.93	94,978.93	-15.00
Date	Description		Debit	Credit	Type
09/09/2024	Misc Deposit: Chk # 9419757		-	45,300.00	GL Entry
09/09/2024	Comerica Bank		4,363.93	-	Invoice
09/17/2024	First Foundation Bank		45,300.00	-	Invoice
09/17/2024	CD Purchase		-	45,300.00	GL Entry
09/24/2024	Misc Deposit: Chk # 1038		-	15.00	GL Entry
09/25/2024	Misc Deposit: Chk # 9445338		-	4,363.93	GL Entry
21120 - Deposits: Clubhouse		-525.00	-	-	-525.00
Date	Description		Debit	Credit	Type
21500 - Prepaid Assessments		-14,740.84	9,180.00	5,822.96	-11,383.80
Date	Description		Debit	Credit	Type
09/01/2024	Batched Credit Distribution		9,180.00	-	Credit Distribution
09/04/2024	Check		-	400.00	Owner Payment
09/07/2024	Credit Card		-	612.96	Owner Payment
09/13/2024	Check		-	400.00	Owner Payment
09/15/2024	eCheck		-	400.00	Owner Payment
09/16/2024	Check		-	400.00	Owner Payment
09/18/2024	Credit Distribution		-	10.00	Credit Distribution
09/20/2024	eCheck		-	400.00	Owner Payment
09/26/2024	Check		-	400.00	Owner Payment
09/27/2024	Check		-	400.00	Owner Payment
09/30/2024	eCheck		-	400.00	Owner Payment
09/30/2024	Batched Check		-	2,000.00	Owner Payment

South Coast Shores Homeowners Association

GL Trial Balance For 9/1/2024 - 9/30/2024

		Beginning Balance	Current		Ending Balance
			Debit	Credit	
33600 - General Reserves		-664,672.28	-	56,550.00	-721,222.28
Date	Description		Debit	Credit	Type
09/09/2024	Monthly Reserve Contribution		-	11,250.00	GL Entry
09/17/2024	Transfer from Comerica Op to FF Rsvs		-	45,300.00	GL Entry
38990 - Interest		-2,675.41	-	1,370.47	-4,045.88
Date	Description		Debit	Credit	Type
09/01/2024	Batched September Interest		-	906.79	GL Entry
09/16/2024	September Interest		-	431.65	GL Entry
09/30/2024	September Interest		-	32.03	GL Entry
39900 - Prior Year Surplus (Deficit)		-347,768.64	-	-	-347,768.64
Date	Description		Debit	Credit	Type
40100 - Assessments		-145,600.00	400.00	73,200.00	-218,400.00
Date	Description		Debit	Credit	Type
09/01/2024	Batched Monthly Assessment		-	73,200.00	Owner Charge
09/01/2024	Adjustment Ownership Transfer		400.00	-	Adjustment
40300 - Attorney Reimbursement Fees		0.00	-	1,002.71	-1,002.71
Date	Description		Debit	Credit	Type
09/13/2024	Attorney Reimbursement Fee		-	1,002.71	Owner Charge
40500 - Clubhouse Rental		-400.00	-	-	-400.00
Date	Description		Debit	Credit	Type
40600 - Collection Fees		-150.00	-	185.00	-335.00
Date	Description		Debit	Credit	Type
09/11/2024	Bank Return Fee - Account Closed		-	35.00	Owner Charge
09/20/2024	Collection Fee - Intent to Lien Processing		-	150.00	Owner Charge
40800 - Interest Charges		-6.08	14.33	6.00	2.25
Date	Description		Debit	Credit	Type
09/01/2024	Batched Late Interest		-	6.00	Owner Charge

South Coast Shores Homeowners Association

GL Trial Balance For 9/1/2024 - 9/30/2024

		Beginning Balance	Current		Ending Balance
			Debit	Credit	
40800 - Interest Charges		-6.08	14.33	6.00	2.25
Date	Description		Debit	Credit	Type
09/23/2024	Adjustment Reverse Late Fee / Interest Fee		2.00	-	Adjustment
09/30/2024	Adjustment Attorney Payoff Adjustment		12.33	-	Adjustment
40900 - Key Fees		-50.00	-	25.00	-75.00
Date	Description		Debit	Credit	Type
09/09/2024	Key Fee		-	25.00	Owner Charge
41000 - Late Charges		-78.00	84.00	50.00	-44.00
Date	Description		Debit	Credit	Type
09/16/2024	Batched Late Fee		-	50.00	Owner Charge
09/17/2024	Adjustment Reverse Late Fee		10.00	-	Adjustment
09/18/2024	Adjustment Courtesy Fee Waiver		10.00	-	Adjustment
09/23/2024	Adjustment Reverse Late Fee / Interest Fee		14.00	-	Adjustment
09/30/2024	Adjustment Attorney Payoff Adjustment		50.00	-	Adjustment
41600 - Transmitters		-70.00	-	140.00	-210.00
Date	Description		Debit	Credit	Type
09/12/2024	Gate Remote Fee (2)		-	70.00	Owner Charge
09/24/2024	Gate Remote Fee (2)		-	70.00	Owner Charge
41700 - Violation Fines		0.00	100.00	-	100.00
Date	Description		Debit	Credit	Type
09/30/2024	Adjustment Attorney Payoff Adjustment		100.00	-	Adjustment
44010 - Interest Income		-5,702.41	-	1,370.78	-7,073.19
Date	Description		Debit	Credit	Type
09/01/2024	Batched September Interest		-	907.10	GL Entry
09/16/2024	September Interest		-	431.65	GL Entry
09/30/2024	September Interest		-	32.03	GL Entry
50200 - Electricity		10,444.31	5,248.91	-	15,693.22
Date	Description		Debit	Credit	Type
09/07/2024	20240828 - SCE - monthly electricity		5,248.91	-	Invoice

South Coast Shores Homeowners Association

GL Trial Balance For 9/1/2024 - 9/30/2024

		Beginning Balance	Current Debit	Credit	Ending Balance
50200 - Electricity		10,444.31	5,248.91	-	15,693.22
Date	Description		Debit	Credit	Type
50300 - Gas		1,305.40	459.47	-	1,764.87
Date	Description		Debit	Credit	Type
09/06/2024	20240827 - SoCal Gas - Monthly Gas Bill		459.47	-	Invoice
50400 - Refuse Removal		15,462.34	7,731.17	-	23,193.51
Date	Description		Debit	Credit	Type
09/23/2024	616-000299358 - Republic Services - Monthly Refuse		7,731.17	-	Invoice
50700 - Telephone - Entry Gates		345.60	177.80	-	523.40
Date	Description		Debit	Credit	Type
09/16/2024	2332372 - Doorking Inc. - monthly gate access		177.80	-	Invoice
50800 - Water		1,113.90	484.41	-	1,598.31
Date	Description		Debit	Credit	Type
09/18/2024	20240828 - City of Santa Ana - monthly water		484.41	-	Invoice
55100 - Pool / Spa: Service Contract		1,420.00	710.00	-	2,130.00
Date	Description		Debit	Credit	Type
09/10/2024	5/70410 - John A & Laurene A Hughes - Monthly Pool Svc		710.00	-	Invoice
55300 - Pool / Spa: Supplies		1,168.54	784.19	-	1,952.73
Date	Description		Debit	Credit	Type
09/10/2024	5/71000 - John A & Laurene A Hughes - Health Inspection Repairs		784.19	-	Invoice
60100 - Landscape: Service Contract		30,899.31	15,752.58	-	46,651.89
Date	Description		Debit	Credit	Type
09/10/2024	15958 - Relentless Land Care - Monthly Landscape Maint		15,752.58	-	Invoice
60200 - Landscape: Extras		9,098.00	3,130.00	-	12,228.00
Date	Description		Debit	Credit	Type

South Coast Shores Homeowners Association

GL Trial Balance For 9/1/2024 - 9/30/2024

		Beginning Balance	Current Debit	Credit	Ending Balance
60200 - Landscape: Extras		9,098.00	3,130.00	-	12,228.00
Date	Description	Debit	Credit	Type	
09/10/2024	16051 - Relentless Land Care - MacArthur Entrance - Color	230.00	-	Invoice	
09/16/2024	16149 - Relentless Land Care - XN3876670	350.00	-	Invoice	
09/16/2024	15984 - Relentless Land Care - Tree Removal - XN3820289	2,550.00	-	Invoice	
60800 - Irrigation: Repairs / Maintenance		4,323.00	651.00	-	4,974.00
Date	Description	Debit	Credit	Type	
09/10/2024	16092 - Relentless Land Care - Irrigation Repairs	72.00	-	Invoice	
09/10/2024	16077 - Relentless Land Care - Irrigation Repairs	108.00	-	Invoice	
09/10/2024	16076 - Relentless Land Care - Irrigation Repairs	144.00	-	Invoice	
09/10/2024	16075 - Relentless Land Care - Irrigation Repair	198.00	-	Invoice	
09/16/2024	16150 - Relentless Land Care - Irrigation Repairs	129.00	-	Invoice	
61075 - Swans		170.00	-	-	170.00
Date	Description	Debit	Credit	Type	
61100 - Tree Trimming		5,700.00	2,430.00	-	8,130.00
Date	Description	Debit	Credit	Type	
09/16/2024	15818 - Relentless Land Care - Tree Removal - 2002 W West Wind	2,430.00	-	Invoice	
70100 - Access Gate Repairs		892.47	2,125.37	-	3,017.84
Date	Description	Debit	Credit	Type	
09/10/2024	188230 - C.G. Systems, Inc. - Gate #1 Srvc Call	147.33	-	Invoice	
09/16/2024	188386 - C.G. Systems, Inc. - New Hinges	1,572.56	-	Invoice	
09/23/2024	188868 - C.G. Systems, Inc. - Gate #1 - Srvc Call	185.00	-	Invoice	
09/30/2024	189129 - C.G. Systems, Inc. - Order 15 remotes	220.48	-	Invoice	
70600 - Common Area: Maintenance		8,329.92	425.00	-	8,754.92
Date	Description	Debit	Credit	Type	
09/10/2024	319373 - Severson Plumbing - Sewer Inspection	425.00	-	Invoice	
72500 - Janitorial: Service Contract		2,519.00	1,232.00	-	3,751.00
Date	Description	Debit	Credit	Type	
09/23/2024	47034 - Optimum Janitorial Services - Monthly Janitorial Svc	1,232.00	-	Invoice	

South Coast Shores Homeowners Association

GL Trial Balance For 9/1/2024 - 9/30/2024

		Beginning Balance	Current		Ending Balance
			Debit	Credit	
72500 - Janitorial: Service Contract		2,519.00	1,232.00	-	3,751.00
Date	Description		Debit	Credit	Type
72700 - Keys & Locks		150.00	-	-	150.00
Date	Description		Debit	Credit	Type
72900 - Lighting: Repairs / Supplies		2,906.18	656.52	-	3,562.70
Date	Description		Debit	Credit	Type
09/23/2024	163189 - Tri-County Lighting Services, Corp. - Light Pole Base Repair		180.92	-	Invoice
09/23/2024	163190 - Tri-County Lighting Services, Corp. - Light at Clubhouse Repair		475.60	-	Invoice
73200 - Patrol Service		2,245.14	1,122.57	-	3,367.71
Date	Description		Debit	Credit	Type
09/10/2024	123677 - Patrol Masters Security Group - Monthly Patrol Svc		1,122.57	-	Invoice
73300 - Pest & Rodent Control: Contract		562.00	281.00	-	843.00
Date	Description		Debit	Credit	Type
09/10/2024	965779 - Newport Exterminating, Inc - Monthly Rodent Control		281.00	-	Invoice
74600 - Street Sweeping		2,586.78	1,318.75	-	3,905.53
Date	Description		Debit	Credit	Type
09/10/2024	15957 - Relentless Land Care - Monthly Sweeping Svc		1,318.75	-	Invoice
74915 - Waterscape Maintenance		7,173.01	2,100.00	-	9,273.01
Date	Description		Debit	Credit	Type
09/10/2024	1003568 - Integrated Vegetation Management, Inc - Monthly Lake Maint		2,100.00	-	Invoice
80600 - Bank Charges		31.00	-	-	31.00
Date	Description		Debit	Credit	Type
80700 - Collection Expenses		220.89	170.94	-	391.83
Date	Description		Debit	Credit	Type

South Coast Shores Homeowners Association

GL Trial Balance For 9/1/2024 - 9/30/2024

		Beginning Balance	Current Debit	Credit	Ending Balance
80700 - Collection Expenses		220.89	170.94	-	391.83
Date	Description	Debit	Credit	Type	
09/23/2024	46978 - Optimum Professional Property Management (OPPM) - fees	170.00	-	Invoice	
09/23/2024	32835 - Community Legal Advisors, Inc - CLA - Pmt	.94	-	Invoice	
81200 - Insurance		32,663.25	3,984.75	-	36,648.00
Date	Description	Debit	Credit	Type	
09/30/2024	68356 - LaBarre and Oksnee Insurance Agency, Inc - 3 of 8 Monthly Installments	3,984.75	-	Invoice	
82400 - Operating Contingency		0.00	224.30	-	224.30
Date	Description	Debit	Credit	Type	
09/20/2024	Writeoff Supplies Reimbursement	224.30	-	Writeoff	
82600 - Printing / Mailing / Supplies		2,111.06	952.31	-	3,063.37
Date	Description	Debit	Credit	Type	
09/23/2024	46978 - Optimum Professional Property Management (OPPM) - supplies	952.31	-	Invoice	
82700 - Professional Management: Contract		6,550.00	3,275.00	-	9,825.00
Date	Description	Debit	Credit	Type	
09/01/2024	4171352 - Optimum Professional Property Management (OPPM) - Management Fee	3,275.00	-	Invoice	
82800 - Miscellaneous Administration		627.00	151.00	-	778.00
Date	Description	Debit	Credit	Type	
09/23/2024	46978 - Optimum Professional Property Management (OPPM) - administration	151.00	-	Invoice	
83200 - Tax: State		830.00	2,015.00	-	2,845.00
Date	Description	Debit	Credit	Type	
09/11/2024	20240916 - Financial Agent, Federal Tax Deposit Processing	2,015.00	-	Invoice	
93600 - General Reserves		22,500.00	56,550.00	-	79,050.00
Date	Description	Debit	Credit	Type	

South Coast Shores Homeowners Association

GL Trial Balance For 9/1/2024 - 9/30/2024

		Beginning Balance	Current Debit	Credit	Ending Balance
93600 - General Reserves		22,500.00	56,550.00	-	79,050.00
Date	Description		Debit	Credit	Type
09/09/2024	Monthly Reserve Contribution		11,250.00	-	GL Entry
09/17/2024	Transfer from Comerica Op to FF Rsvs		45,300.00	-	GL Entry
98990 - Interest		2,675.41	1,370.47	-	4,045.88
Date	Description		Debit	Credit	Type
09/01/2024	Batched September Interest		906.79	-	GL Entry
09/16/2024	September Interest		431.65	-	GL Entry
09/30/2024	September Interest		32.03	-	GL Entry
Net Total		0.00	485,100.75	485,100.75	0.00

South Coast Shores Homeowners Association

Bank Account Reconciliation for Period 9/30/2024

Reconciliation Summary

Bank Account	Bank Bal.	Uncleared Items	Adj. Balance	Book Balance	Status
Pacific Premier Bank Op	248,479.35	-30,241.49	218,237.86	218,237.86	Balanced
Alliance Op MMA	0.00	0.00	0.00	0.00	Balanced
Alliance Association Bank	101,749.42	0.00	101,749.42	101,749.42	Balanced
Banc of California	125,811.12	0.00	125,811.12	125,811.12	Balanced
Comerica Bank	85.34	0.00	85.34	85.34	Balanced
First Foundation MMA	10,037.29	0.00	10,037.29	10,037.29	Balanced
First Foundation Bank	166,296.16	0.00	166,296.16	166,296.16	Balanced
First Foundation Bank	101,043.22	0.00	101,043.22	101,043.22	Balanced
First Foundation	45,300.00	0.00	45,300.00	45,300.00	Balanced
FCB MMA	60,362.66	0.00	60,362.66	60,362.66	Balanced
Pacific Premier Bank MMA	114,668.29	0.00	114,668.29	114,668.29	Balanced

Unreconciled Items

Date	Description	Check No	Amount
Pacific Premier Bank Op			
9/10/2024	Relentless Land Care	2650	-144.00
9/10/2024	Relentless Land Care	2650	-230.00
9/10/2024	Relentless Land Care	2650	-198.00
9/10/2024	Relentless Land Care	2650	-108.00
9/10/2024	Relentless Land Care	2650	-72.00
9/10/2024	Relentless Land Care	2650	-15,752.58
9/10/2024	Relentless Land Care	2650	-1,318.75
9/23/2024	Republic Services	2657	-7,731.17
9/23/2024	Community Legal Advisors, Inc	2658	-0.94
9/23/2024	Tri-County Lighting Services, Corp.	2659	-180.92
9/23/2024	Tri-County Lighting Services, Corp.	2659	-475.60
9/30/2024	Acct: 99245537 eCheck		400.00
9/30/2024		2662	-224.30
9/30/2024	LaBarre and Oksnee Insurance Agency, Inc	2663	-3,984.75
9/30/2024	California Gate & Entry Systems	ACH	-220.48
Total Pacific Premier Bank Op			-30,241.49

South Coast Shores Homeowners Association

Bank Account Reconciliation for Period 9/30/2024

Reconciled Items

Date	Description	Check No	Amount
Pacific Premier Bank Op			
8/31/2024	Acct: 99245537 eCheck		400.00
9/1/2024	Acct: 99224387 eCheck		400.00
9/1/2024	Acct: 99224351 eCheck		400.00
9/1/2024	Acct: 99227232 eCheck		400.00
9/1/2024	Acct: 99245992 eCheck		400.00
9/2/2024	Acct: 99254461 eCheck		400.00
9/3/2024	Acct: 99247274 eCheck		400.00
9/3/2024	Acct: 99224471 eCheck		400.00
9/3/2024	Lockbox - Klik ACH		3,200.00
9/4/2024	Acct: 99237859 eCheck		400.00
9/4/2024	Lockbox - Klik ACH		2,000.00
9/4/2024	Lockbox - Klik Check		1,600.00
9/5/2024	Acct: 99224284 ACH	ACH	400.00
9/5/2024	Acct: 99224290 ACH	ACH	400.00
9/5/2024	Acct: 99224296 ACH	ACH	400.00
9/5/2024	Acct: 99224300 ACH	ACH	400.00
9/5/2024	Acct: 99224308 ACH	ACH	400.00
9/5/2024	Acct: 99224319 ACH	ACH	400.00
9/5/2024	Acct: 99224323 ACH	ACH	400.00
9/5/2024	Acct: 99224325 ACH	ACH	400.00
9/5/2024	Acct: 99224330 ACH	ACH	400.00
9/5/2024	Acct: 99224335 ACH	ACH	400.00
9/5/2024	Acct: 99224336 ACH	ACH	400.00
9/5/2024	Acct: 99224349 ACH	ACH	400.00
9/5/2024	Acct: 99224358 ACH	ACH	400.00
9/5/2024	Acct: 99224362 ACH	ACH	400.00
9/5/2024	Acct: 99224363 ACH	ACH	400.00
9/5/2024	Acct: 99224370 ACH	ACH	400.00
9/5/2024	Acct: 99224372 ACH	ACH	400.00
9/5/2024	Acct: 99224378 ACH	ACH	400.00
9/5/2024	Acct: 99224380 ACH	ACH	400.00
9/5/2024	Acct: 99224384 ACH	ACH	400.00
9/5/2024	Acct: 99224386 ACH	ACH	400.00
9/5/2024	Acct: 99224390 ACH	ACH	400.00
9/5/2024	Acct: 99224398 ACH	ACH	400.00
9/5/2024	Acct: 99224399 ACH	ACH	400.00
9/5/2024	Acct: 99224402 ACH	ACH	400.00

South Coast Shores Homeowners Association

Bank Account Reconciliation for Period 9/30/2024

Date	Description	Check No	Amount
9/5/2024	Acct: 99224404 ACH	ACH	400.00
9/5/2024	Acct: 99224408 ACH	ACH	400.00
9/5/2024	Acct: 99224409 ACH	ACH	400.00
9/5/2024	Acct: 99224414 ACH	ACH	400.00
9/5/2024	Acct: 99224416 ACH	ACH	400.00
9/5/2024	Acct: 99224417 ACH	ACH	400.00
9/5/2024	Acct: 99224421 ACH	ACH	400.00
9/5/2024	Acct: 99224423 ACH	ACH	400.00
9/5/2024	Acct: 99224428 ACH	ACH	400.00
9/5/2024	Acct: 99224434 ACH	ACH	412.00
9/5/2024	Acct: 99224592 ACH	ACH	400.00
9/5/2024	Acct: 99224595 ACH	ACH	400.00
9/5/2024	Acct: 99224599 ACH	ACH	400.00
9/5/2024	Acct: 99242586 ACH	ACH	400.00
9/5/2024	Acct: 99224612 ACH	ACH	400.00
9/5/2024	Acct: 99246194 ACH	ACH	400.00
9/5/2024	Acct: 99224629 ACH	ACH	400.00
9/5/2024	Acct: 99250419 ACH	ACH	400.00
9/5/2024	Acct: 99224644 ACH	ACH	400.00
9/5/2024	Acct: 99252481 ACH	ACH	400.00
9/5/2024	Acct: 99252880 ACH	ACH	400.00
9/5/2024	Acct: 99224662 ACH	ACH	400.00
9/5/2024	Acct: 99254489 ACH	ACH	400.00
9/5/2024	Acct: 99224666 ACH	ACH	400.00
9/5/2024	Acct: 99254858 ACH	ACH	400.00
9/5/2024	Acct: 99225775 ACH	ACH	400.00
9/5/2024	Acct: 99257699 ACH	ACH	400.00
9/5/2024	Acct: 99225863 ACH	ACH	400.00
9/5/2024	Acct: 99224435 ACH	ACH	400.00
9/5/2024	Acct: 99225990 ACH	ACH	400.00
9/5/2024	Acct: 99224440 ACH	ACH	400.00
9/5/2024	Acct: 99227181 ACH	ACH	400.00
9/5/2024	Acct: 99224443 ACH	ACH	400.00
9/5/2024	Acct: 99227353 ACH	ACH	400.00
9/5/2024	Acct: 99224445 ACH	ACH	400.00
9/5/2024	Acct: 99229854 ACH	ACH	400.00
9/5/2024	Acct: 99224448 ACH	ACH	400.00
9/5/2024	Acct: 99230534 ACH	ACH	400.00
9/5/2024	Acct: 99224449 ACH	ACH	400.00
9/5/2024	Acct: 99232666 ACH	ACH	400.00
9/5/2024	Acct: 99224453 ACH	ACH	400.00
9/5/2024	Acct: 99233746 ACH	ACH	400.00

South Coast Shores Homeowners Association

Bank Account Reconciliation for Period 9/30/2024

Date	Description	Check No	Amount
9/5/2024	Acct: 99224463 ACH	ACH	400.00
9/5/2024	Acct: 99236494 ACH	ACH	400.00
9/5/2024	Acct: 99224468 ACH	ACH	400.00
9/5/2024	Acct: 99239397 ACH	ACH	400.00
9/5/2024	Acct: 99241017 ACH	ACH	400.00
9/5/2024	Acct: 99224473 ACH	ACH	400.00
9/5/2024	Acct: 99224478 ACH	ACH	400.00
9/5/2024	Acct: 99224487 ACH	ACH	400.00
9/5/2024	Acct: 99224491 ACH	ACH	400.00
9/5/2024	Acct: 99224492 ACH	ACH	400.00
9/5/2024	Acct: 99224497 ACH	ACH	400.00
9/5/2024	Acct: 99224500 ACH	ACH	400.00
9/5/2024	Acct: 99224512 ACH	ACH	400.00
9/5/2024	Acct: 99224517 ACH	ACH	400.00
9/5/2024	Acct: 99224520 ACH	ACH	400.00
9/5/2024	Acct: 99224524 ACH	ACH	400.00
9/5/2024	Acct: 99224531 ACH	ACH	400.00
9/5/2024	Acct: 99224533 ACH	ACH	400.00
9/5/2024	Acct: 99224543 ACH	ACH	400.00
9/5/2024	Acct: 99224548 ACH	ACH	400.00
9/5/2024	Acct: 99224549 ACH	ACH	400.00
9/5/2024	Acct: 99224563 ACH	ACH	400.00
9/5/2024	Acct: 99224569 ACH	ACH	400.00
9/5/2024	Acct: 99224574 ACH	ACH	400.00
9/5/2024	Acct: 99224575 ACH	ACH	400.00
9/5/2024	Acct: 99224579 ACH	ACH	400.00
9/5/2024	Acct: 99224584 ACH	ACH	400.00
9/5/2024	Acct: 99224589 ACH	ACH	412.00
9/5/2024	Acct: 99228677 eCheck		400.00
9/5/2024	Acct: 99224306 eCheck		400.00
9/5/2024	Lockbox - Klik ACH		2,000.00
9/5/2024	Lockbox - Klik Check		3,600.00
9/6/2024	Acct: 99224357 eCheck		400.00
9/6/2024	Lockbox - Klik ACH		1,600.00
9/6/2024	Lockbox - Klik Check		400.00
9/7/2024	Acct: 99224426 CC		612.96
9/9/2024	Lockbox - Klik ACH		800.00
9/9/2024	Lockbox - Klik Check		925.00
9/9/2024	Misc Deposit		45,300.00
9/9/2024	Acct: 99224383 eCheck		400.00
9/10/2024	Lockbox - Klik ACH		400.00
9/11/2024	Lockbox - Klik ACH		2,000.00

South Coast Shores Homeowners Association

Bank Account Reconciliation for Period 9/30/2024

Date	Description	Check No	Amount
9/11/2024	Lockbox - Klik Check		400.00
9/12/2024	Acct: 99224413 eCheck		400.00
9/12/2024	Lockbox - Klik ACH		400.00
9/12/2024	Lockbox - Klik Check		400.00
9/13/2024	Lockbox - Klik ACH		400.00
9/13/2024	Lockbox - Klik Check		70.00
9/15/2024	Acct: 99224279 eCheck		400.00
9/15/2024	Acct: 99230522 eCheck		400.00
9/16/2024	Lockbox - Klik Check		800.00
9/17/2024	Acct: 99252481 eCheck		445.00
9/19/2024	Lockbox - Klik Check		1,206.00
9/20/2024	Acct: 99224429 eCheck		400.00
9/24/2024	Lockbox - Klik Check		70.00
9/24/2024	Misc Deposit		15.00
9/25/2024	Misc Deposit		4,363.93
9/26/2024	Lockbox - Klik ACH		400.00
9/26/2024	Lockbox - Klik Check		820.00
9/27/2024	Lockbox - Klik ACH		400.00
9/30/2024	Lockbox - Klik ACH		800.00
9/30/2024	Lockbox - Klik Check		1,200.00
8/16/2024	Tri-County Lighting Services, Corp.	2641	-254.48
8/16/2024	Tri-County Lighting Services, Corp.	2641	-756.94
8/23/2024	Relentless Land Care	2646	-530.00
8/23/2024	Relentless Land Care	2646	-98.00
8/23/2024	Relentless Land Care	2646	-36.00
8/23/2024	Relentless Land Care	2646	-180.00
8/23/2024	Relentless Land Care	2646	-195.00
8/23/2024	Cal-Sparkle	2648	-575.39
8/30/2024	LaBarre and Oksnee Insurance Agency, Inc	2649	-3,984.75
9/1/2024	Optimum Professional Property Management (OPPM)	ACH	-3,275.00
9/6/2024	SoCal Gas		-459.47
9/7/2024	SCE		-5,248.91
9/9/2024	Transfer to Pacific Premier Bank MMA		-11,250.00
9/9/2024	Acct: 99224434 ACH ...7377		-412.00
9/9/2024	Acct: 99224589 ACH ...6911		-412.00
9/10/2024	Cal-Sparkle	2651	-784.19
9/10/2024	California Gate & Entry Systems	ACH	-147.33
9/10/2024	Severson Plumbing	2652	-425.00
9/10/2024	Newport Exterminating, Inc	2653	-281.00
9/10/2024	Cal-Sparkle	2651	-710.00
9/10/2024	Patrol Masters Security Group	2654	-1,122.57
9/10/2024	Integrated Vegetation Management, Inc	2655	-2,100.00

South Coast Shores Homeowners Association

Bank Account Reconciliation for Period 9/30/2024

Date	Description	Check No	Amount
9/11/2024	Acct: 99252481 ACH ...9593		-400.00
9/11/2024	Franchise Tax Board		-2,015.00
9/16/2024	Transfer to First Foundation MMA - Transfer CD cashout from Comerica to FF per Board		-45,300.00
9/16/2024	California Gate & Entry Systems	ACH	-1,572.56
9/16/2024	Relentless Land Care	2656	-2,430.00
9/16/2024	Relentless Land Care	2656	-2,550.00
9/16/2024	Relentless Land Care	2656	-350.00
9/16/2024	Relentless Land Care	2656	-129.00
9/16/2024	Doorking Inc.		-177.80
9/18/2024	City of Santa Ana		-484.41
9/23/2024	Optimum Professional Property Management (OPPM)	ACH	-1,273.31
9/23/2024	Optimum Janitorial Services	ACH	-1,232.00
9/23/2024	California Gate & Entry Systems	ACH	-185.00

Total Pacific Premier Bank Op 30,114.78

Alliance Association Bank

9/16/2024	September Interest	431.65
-----------	--------------------	--------

Total Alliance Association Bank 431.65

Comerica Bank

9/1/2024	September Interest	0.31
9/9/2024	Comerica Bank - Transfer check	-4,363.93

Total Comerica Bank -4,363.62

FCB MMA

9/1/2024	September Interest	14.75
----------	--------------------	-------

Total FCB MMA 14.75

First Foundation

9/17/2024	CD Purchase	45,300.00
9/17/2024	Beginning Balance	0.00

Total First Foundation 45,300.00

First Foundation Bank

9/1/2024	September Interest	485.13
9/1/2024	September Interest	397.47

South Coast Shores Homeowners Association

Bank Account Reconciliation for Period 9/30/2024

Date	Description	Check No	Amount
------	-------------	----------	--------

Total First Foundation Bank 882.60

First Foundation MMA

9/1/2024	September Interest		9.44
9/16/2024	Transfer from Pacific Premier Bank Op - Transfer CD cashout from Comerica to FF per Board		45,300.00
9/17/2024	First Foundation Bank - CD Purchase		-45,300.00

Total First Foundation MMA 9.44

Pacific Premier Bank MMA

9/9/2024	Transfer from Pacific Premier Bank Op		11,250.00
9/30/2024	September Interest		32.03

Total Pacific Premier Bank MMA 11,282.03



SOUTH COAST SHORES HOMEOWNERS
ASSOCIATION
OPTIMUM PROFESSIONAL PROPERTY
MANAGEMENT INC.
230 COMMERCE STE 250
IRVINE CA 92602-1338

Page 1 of 1
Branch 010
Account Number: 3122001195
Date 09/30/2024
EM

HOA MONEY MARKET	Acct 3122001195
------------------	-----------------

Summary of Activity Since Your Last Statement

Beginning Balance	9/01/24	103,386.26
Deposits / Misc Credits	2	11,282.03
Withdrawals / Misc Debits	0	.00
** Ending Balance	9/30/24	114,668.29 **
Service Charge		.00
Interest Paid Thru 9/30/24		32.03
Interest Paid Year To Date		152.30
Average Rate / Cycle Days		.35000 / 30

Deposits and Credits

Date	Deposits	Withdrawals	Activity Description
9/09	11,250.00		DataVault Transfer from #0834
9/30	32.03		INTEREST EARNED

Daily Balance Summary

Date	Balance	Date	Balance
9/09	114,636.26	9/30	114,668.29



SOUTH COAST SHORES HOMEOWNERS
ASSOCIATION
OPTIMUM PROFESSIONAL PROPERTY
MANAGEMENT INC.
230 COMMERCE STE 250
IRVINE CA 92602-1338

Page 1 of 12
Branch 010
Account Number: 3121000834
Date 09/30/2024
EM

HOA NON INT CKG

Acct 3121000834

Summary of Activity Since Your Last Statement

Beginning Balance	9/01/24	218,364.57	
Deposits / Misc Credits	131	121,701.89	
Withdrawals / Misc Debits	27	91,587.11	
** Ending Balance	9/30/24	248,479.35	**
Service Charge		.00	
Enclosures		11	

Deposits and Credits

Date	Deposits	Withdrawals	Activity Description
9/03	3,200.00		Optimum Property/Catch CR 513626 eKlik
9/04	2,000.00		Optimum Property/Catch CR 513626 eKlik
9/04	2,800.00		PayLease.com/Settlement 000021814313254 Optimum Property Manag
9/04	1,600.00		HOA LOCKBOX DEPOSIT
9/05	800.00		PayLease.com/Settlement 000021836616898 Optimum Property Manag
9/05	2,000.00		Optimum Property/Catch CR 513626 eKlik
9/05	250.00		Rev chk 000000000002572 date 2024/09/04 Duplicate
9/05	3,600.00		HOA LOCKBOX DEPOSIT
9/06	400.00		South Coast Shor/OwnerDraft 099224402 South Coast Shores Hom
9/06	400.00		South Coast Shor/OwnerDraft 099230534 South Coast Shores Hom
9/06	400.00		South Coast Shor/OwnerDraft 099224473 South Coast Shores Hom
9/06	400.00		South Coast Shor/OwnerDraft 099224372 South Coast Shores Hom
9/06	400.00		South Coast Shor/OwnerDraft 099224421 South Coast Shores Hom
9/06	400.00		South Coast Shor/OwnerDraft 099224595 South Coast Shores Hom



SOUTH COAST SHORES HOMEOWNERS
ASSOCIATION
OPTIMUM PROFESSIONAL PROPERTY
MANAGEMENT INC.
230 COMMERCE STE 250
IRVINE CA 92602-1338

Page 2 of 12
Branch 010
Account Number: 3121000834
Date 09/30/2024
EM

Deposits and Credits

Date	Deposits	Withdrawals	Activity Description
9/06	400.00		South Coast Shor/OwnerDraft 099246194 South Coast Shores Hom
9/06	400.00		South Coast Shor/OwnerDraft 099224416 South Coast Shores Hom
9/06	400.00		South Coast Shor/OwnerDraft 099224399 South Coast Shores Hom
9/06	400.00		South Coast Shor/OwnerDraft 099224404 South Coast Shores Hom
9/06	400.00		South Coast Shor/OwnerDraft 099239397 South Coast Shores Hom
9/06	400.00		South Coast Shor/OwnerDraft 099224512 South Coast Shores Hom
9/06	400.00		South Coast Shor/OwnerDraft 099224449 South Coast Shores Hom
9/06	400.00		South Coast Shor/OwnerDraft 099224491 South Coast Shores Hom
9/06	400.00		South Coast Shor/OwnerDraft 099224517 South Coast Shores Hom
9/06	400.00		South Coast Shor/OwnerDraft 099224548 South Coast Shores Hom
9/06	400.00		South Coast Shor/OwnerDraft 099224445 South Coast Shores Hom
9/06	400.00		South Coast Shor/OwnerDraft 099224440 South Coast Shores Hom
9/06	400.00		South Coast Shor/OwnerDraft 099224563 South Coast Shores Hom
9/06	400.00		South Coast Shor/OwnerDraft 099224362 South Coast Shores Hom
9/06	400.00		South Coast Shor/OwnerDraft 099224662 South Coast Shores Hom
9/06	400.00		South Coast Shor/OwnerDraft 099224524 South Coast Shores Hom
9/06	400.00		South Coast Shor/OwnerDraft 099224569 South Coast Shores Hom
9/06	400.00		South Coast Shor/OwnerDraft 099224363 South Coast Shores Hom
9/06	400.00		South Coast Shor/OwnerDraft 099224384 South Coast Shores Hom
9/06	400.00		South Coast Shor/OwnerDraft



SOUTH COAST SHORES HOMEOWNERS
ASSOCIATION
OPTIMUM PROFESSIONAL PROPERTY
MANAGEMENT INC.
230 COMMERCE STE 250
IRVINE CA 92602-1338

Page 3 of 12
Branch 010
Account Number: 3121000834
Date 09/30/2024
EM

Deposits and Credits

Date	Deposits	Withdrawals	Activity Description
9/06	400.00		099224290 South Coast Shores Hom South Coast Shor/OwnerDraft
9/06	400.00		099224574 South Coast Shores Hom South Coast Shor/OwnerDraft
9/06	400.00		099224398 South Coast Shores Hom South Coast Shor/OwnerDraft
9/06	400.00		099224319 South Coast Shores Hom South Coast Shor/OwnerDraft
9/06	400.00		099224417 South Coast Shores Hom South Coast Shor/OwnerDraft
9/06	400.00		099224629 South Coast Shores Hom South Coast Shor/OwnerDraft
9/06	400.00		099252880 South Coast Shores Hom South Coast Shor/OwnerDraft
9/06	400.00		099224409 South Coast Shores Hom South Coast Shor/OwnerDraft
9/06	400.00		099254858 South Coast Shores Hom South Coast Shor/OwnerDraft
9/06	400.00		099224330 South Coast Shores Hom South Coast Shor/OwnerDraft
9/06	400.00		099224378 South Coast Shores Hom South Coast Shor/OwnerDraft
9/06	400.00		099224644 South Coast Shores Hom South Coast Shor/OwnerDraft
9/06	400.00		099224533 South Coast Shores Hom South Coast Shor/OwnerDraft
9/06	400.00		099224531 South Coast Shores Hom South Coast Shor/OwnerDraft
9/06	400.00		099224435 South Coast Shores Hom South Coast Shor/OwnerDraft
9/06	400.00		099225863 South Coast Shores Hom South Coast Shor/OwnerDraft
9/06	400.00		099257699 South Coast Shores Hom South Coast Shor/OwnerDraft
9/06	400.00		099224500 South Coast Shores Hom South Coast Shor/OwnerDraft
9/06	400.00		099224478 South Coast Shores Hom South Coast Shor/OwnerDraft
9/06	400.00		099224549 South Coast Shores Hom



SOUTH COAST SHORES HOMEOWNERS
ASSOCIATION
OPTIMUM PROFESSIONAL PROPERTY
MANAGEMENT INC.
230 COMMERCE STE 250
IRVINE CA 92602-1338

Page 4 of 12
Branch 010
Account Number: 3121000834
Date 09/30/2024
EM

Deposits and Credits

Date	Deposits	Withdrawals	Activity Description
9/06	400.00		South Coast Shor/OwnerDraft 099224579 South Coast Shores Hom
9/06	400.00		South Coast Shor/OwnerDraft 099242586 South Coast Shores Hom
9/06	400.00		South Coast Shor/OwnerDraft 099224349 South Coast Shores Hom
9/06	400.00		South Coast Shor/OwnerDraft 099224308 South Coast Shores Hom
9/06	400.00		South Coast Shor/OwnerDraft 099224300 South Coast Shores Hom
9/06	400.00		South Coast Shor/OwnerDraft 099224592 South Coast Shores Hom
9/06	400.00		South Coast Shor/OwnerDraft 099224336 South Coast Shores Hom
9/06	400.00		South Coast Shor/OwnerDraft 099224612 South Coast Shores Hom
9/06	400.00		South Coast Shor/OwnerDraft 099252481 South Coast Shores Hom
9/06	400.00		South Coast Shor/OwnerDraft 099224284 South Coast Shores Hom
9/06	400.00		South Coast Shor/OwnerDraft 099224325 South Coast Shores Hom
9/06	400.00		South Coast Shor/OwnerDraft 099224386 South Coast Shores Hom
9/06	400.00		South Coast Shor/OwnerDraft 099224390 South Coast Shores Hom
9/06	400.00		South Coast Shor/OwnerDraft 099224492 South Coast Shores Hom
9/06	400.00		South Coast Shor/OwnerDraft 099224520 South Coast Shores Hom
9/06	400.00		South Coast Shor/OwnerDraft 099241017 South Coast Shores Hom
9/06	400.00		South Coast Shor/OwnerDraft 099224468 South Coast Shores Hom
9/06	400.00		South Coast Shor/OwnerDraft 099236494 South Coast Shores Hom
9/06	400.00		South Coast Shor/OwnerDraft 099233746 South Coast Shores Hom
9/06	400.00		South Coast Shor/OwnerDraft



SOUTH COAST SHORES HOMEOWNERS
ASSOCIATION
OPTIMUM PROFESSIONAL PROPERTY
MANAGEMENT INC.
230 COMMERCE STE 250
IRVINE CA 92602-1338

Page 5 of 12
Branch 010
Account Number: 3121000834
Date 09/30/2024
EM

Deposits and Credits

Date	Deposits	Withdrawals	Activity Description
9/06	400.00		099232666 South Coast Shores Hom South Coast Shor/OwnerDraft
9/06	400.00		099224575 South Coast Shores Hom South Coast Shor/OwnerDraft
9/06	400.00		099229854 South Coast Shores Hom South Coast Shor/OwnerDraft
9/06	400.00		099224497 South Coast Shores Hom South Coast Shor/OwnerDraft
9/06	400.00		099224666 South Coast Shores Hom South Coast Shor/OwnerDraft
9/06	400.00		099224599 South Coast Shores Hom South Coast Shor/OwnerDraft
9/06	400.00		099225990 South Coast Shores Hom South Coast Shor/OwnerDraft
9/06	400.00		099224380 South Coast Shores Hom South Coast Shor/OwnerDraft
9/06	400.00		099225775 South Coast Shores Hom South Coast Shor/OwnerDraft
9/06	400.00		099224335 South Coast Shores Hom South Coast Shor/OwnerDraft
9/06	400.00		099224423 South Coast Shores Hom South Coast Shor/OwnerDraft
9/06	400.00		099224296 South Coast Shores Hom South Coast Shor/OwnerDraft
9/06	400.00		099224408 South Coast Shores Hom South Coast Shor/OwnerDraft
9/06	400.00		099224414 South Coast Shores Hom South Coast Shor/OwnerDraft
9/06	400.00		099250419 South Coast Shores Hom South Coast Shor/OwnerDraft
9/06	400.00		099254489 South Coast Shores Hom South Coast Shor/OwnerDraft
9/06	400.00		099224370 South Coast Shores Hom South Coast Shor/OwnerDraft
9/06	400.00		099224428 South Coast Shores Hom South Coast Shor/OwnerDraft
9/06	400.00		099224487 South Coast Shores Hom South Coast Shor/OwnerDraft
9/06	400.00		099227353 South Coast Shores Hom



SOUTH COAST SHORES HOMEOWNERS
ASSOCIATION
OPTIMUM PROFESSIONAL PROPERTY
MANAGEMENT INC.
230 COMMERCE STE 250
IRVINE CA 92602-1338

Page 6 of 12
Branch 010
Account Number: 3121000834
Date 09/30/2024
EM

Deposits and Credits

Date	Deposits	Withdrawals	Activity Description
9/06	400.00		South Coast Shor/OwnerDraft 099224584 South Coast Shores Hom
9/06	400.00		South Coast Shor/OwnerDraft 099224448 South Coast Shores Hom
9/06	400.00		South Coast Shor/OwnerDraft 099224543 South Coast Shores Hom
9/06	400.00		South Coast Shor/OwnerDraft 099224453 South Coast Shores Hom
9/06	400.00		South Coast Shor/OwnerDraft 099227181 South Coast Shores Hom
9/06	400.00		South Coast Shor/OwnerDraft 099224463 South Coast Shores Hom
9/06	400.00		South Coast Shor/OwnerDraft 099224443 South Coast Shores Hom
9/06	400.00		South Coast Shor/OwnerDraft 099224358 South Coast Shores Hom
9/06	400.00		South Coast Shor/OwnerDraft 099224323 South Coast Shores Hom
9/06	412.00		South Coast Shor/OwnerDraft 099224434 South Coast Shores Hom
9/06	412.00		South Coast Shor/OwnerDraft 099224589 South Coast Shores Hom
9/06	800.00		PayLease.com/Settlement 000021851619534 Optimum Property Manag
9/06	1,600.00		Optimum Property/Catch CR 513626 eKlik
9/06	400.00		HOA LOCKBOX DEPOSIT
9/09	400.00		PayLease.com/Settlement 000021869080150 Optimum Property Manag
9/09	800.00		Optimum Property/Catch CR 513626 eKlik
9/09	46,225.00		HOA LOCKBOX DEPOSIT
9/10	400.00		Optimum Property/Catch CR 513626 eKlik
9/10	400.00		PayLease.com/Settlement 000021887085546 Optimum Property Manag
9/10	612.96		PAYLEASE.COM/CREDIT 388689476 Optimum Property Manag
9/11	2,000.00		Optimum Property/Catch CR



SOUTH COAST SHORES HOMEOWNERS
ASSOCIATION
OPTIMUM PROFESSIONAL PROPERTY
MANAGEMENT INC.
230 COMMERCE STE 250
IRVINE CA 92602-1338

Page 7 of 12
Branch 010
Account Number: 3121000834
Date 09/30/2024

EM

Deposits and Credits

Date	Deposits	Withdrawals	Activity Description
			513626 eKlik
9/11	400.00		HOA LOCKBOX DEPOSIT
9/12	400.00		Optimum Property/Catch CR
			513626 eKlik
9/12	400.00		HOA LOCKBOX DEPOSIT
9/13	400.00		Optimum Property/Catch CR
			513626 eKlik
9/13	70.00		HOA LOCKBOX DEPOSIT
9/16	400.00		PayLease.com/Settlement
			000021912453922 Optimum Property Manag
9/16	800.00		HOA LOCKBOX DEPOSIT
9/17	800.00		PayLease.com/Settlement
			000021926490362 Optimum Property Manag
9/18	445.00		PayLease.com/Settlement
			000021942021398 Optimum Property Manag
9/19	1,206.00		HOA LOCKBOX DEPOSIT
9/23	400.00		PayLease.com/Settlement
			000021960149574 Optimum Property Manag
9/24	85.00		HOA LOCKBOX DEPOSIT
9/25	4,363.93		HOA LOCKBOX DEPOSIT
9/26	400.00		Optimum Property/Catch CR
			513626 eKlik
9/26	820.00		HOA LOCKBOX DEPOSIT
9/27	400.00		Optimum Property/Catch CR
			513626 eKlik
9/30	800.00		Optimum Property/Catch CR
			513626 eKlik
9/30	1,200.00		HOA LOCKBOX DEPOSIT

Withdrawals and Debits

Date	Deposits	Withdrawals	Activity Description
9/04		3,275.00	South Coast Shor/Invoice
			X4171352 South Coast Shores Hom
9/06		412.00	ACH Return Debit
			Lydia Savala 099224434
			No Account/Unable to Locate Accoun
9/06		412.00	ACH Return Debit
			Judith Ann Miller 099224589
			No Account/Unable to Locate Accoun
9/09		11,250.00	DataVault Transfer to #1195
9/10		459.47	SO CAL GAS/SIMPLEPAY



SOUTH COAST SHORES HOMEOWNERS
ASSOCIATION
OPTIMUM PROFESSIONAL PROPERTY
MANAGEMENT INC.
230 COMMERCE STE 250
IRVINE CA 92602-1338

Page 8 of 12
Branch 010
Account Number: 3121000834
Date 09/30/2024
EM

Withdrawals and Debits

Date	Deposits	Withdrawals	Activity Description
9/10		5,248.91	109508170079056 SOUTH COAST SHORES SO CAL EDISON CO/DIRECTPAY
9/10		400.00	700132505579 SOUTH COAST SHORES HOA ACH Return Debit Carla Josefina Grey Tr O99252481 Account Closed
9/11		147.33	South Coast Shor/Invoice X4147571 South Coast Shores Hom
9/11		2,015.00	IRS/USATAXPYMT *****5503341871 SOUTH COAST SHORE HO
9/13		177.80	DOORKING, INC/DOORKING M120641440078 SOUTH COAST SHORES
9/17		45,300.00	South Coast Shor/Transfer L1266720 South Coast Shores Hom
9/18		1,572.56	South Coast Shor/Invoice X4160742 South Coast Shores Hom
9/20		484.41	CITY OF SANTAANA/UTILITY 9092221 SOUTH COAST SHORES *HO
9/24		185.00	South Coast Shor/Invoice X4241264 South Coast Shores Hom
9/24		1,232.00	South Coast Shor/Invoice X4232883 South Coast Shores Hom
9/24		1,273.31	South Coast Shor/Invoice X4230843 South Coast Shores Hom

Checks in Check Number Order

Date	Check No	Amount	Date	Check No	Amount	Date	Check No	Amount
9/04	2572	250.00	9/10	2649	3,984.75	9/16	2654	1,122.57
9/04	2641*	1,011.42	9/20	2651*	1,494.19	9/17	2655	2,100.00
9/04	2646*	1,039.00	9/23	2652	425.00	9/27	2656	5,459.00
9/04	2648*	575.39	9/19	2653	281.00			

* indicates a break in check number sequence

Daily Balance Summary

Date	Balance	Date	Balance	Date	Balance
9/03	221,564.57	9/06	268,463.76	9/11	296,196.26
9/04	221,813.76	9/09	304,638.76	9/12	296,996.26
9/05	228,463.76	9/10	295,958.59	9/13	297,288.46



SOUTH COAST SHORES HOMEOWNERS
ASSOCIATION
OPTIMUM PROFESSIONAL PROPERTY
MANAGEMENT INC.
230 COMMERCE STE 250
IRVINE CA 92602-1338

Page 9 of 12
Branch 010
Account Number: 3121000834
Date 09/30/2024
EM

Daily Balance Summary

Date	Balance	Date	Balance	Date	Balance
9/16	297,365.89	9/20	248,584.73	9/26	251,538.35
9/17	250,765.89	9/23	248,559.73	9/27	246,479.35
9/18	249,638.33	9/24	245,954.42	9/30	248,479.35
9/19	250,563.33	9/25	250,318.35		



Alliance Association Bank, a division of Western Alliance Bank.
Member FDIC.
PO Box 26237 • Las Vegas, NV 89126-0237
Return Service Requested

Last statement: August 31, 2024
This statement: September 30, 2024
Total days in statement period: 30

SOUTH COAST SHORES HOMEOWNERS ASSOC
C/O OPTIMUM PROFESSIONAL PROPERTY
COD
230 COMMERCE SUITE 250
IRVINE CA 92602-1338

Page 1
XXXXXX2689
(0)

Direct inquiries to:
888-734-4567

Alliance Association Bank
3033 W Ray Road, Ste 200
Chandler AZ 85226

THANK YOU FOR BANKING WITH US!

AAB CD

Account number	XXXXXX2689
Total principal	\$101,749.42
Total current balance	\$101,749.42
Total interest year to date	\$3,766.52

DAILY ACTIVITY

Date	Description	Additions	Subtractions	Balance
08-31	Beginning balance			\$101,317.77
09-16	Interest Credit	431.65		101,749.42
09-30	Ending totals	431.65	.00	\$101,749.42

Thank you for banking with Alliance Association Bank



18101 Von Karman Avenue
Suite 750
Irvine, CA 92612

ADDRESS SERVICE REQUESTED

SOUTH COAST SHORES HOMEOWNERS
ASSOCIATION
C/O OPTIMUM PROPERTY MGMT INC
230 COMMERCE STE 250
IRVINE CA 92602-1338

Statement Ending 09/30/2024

Page 1 of 2

Managing Your Accounts

	Toll-Free:	(888) 405-4332
	Online:	www.firstfoundationinc.com
	Mailing:	24181 Ronda Del Rossmoor Laguna Hills, CA 92653

Summary of Accounts

Account Type	Account Number	Ending Balance
Business Money Market Promo	XXXXXXXXX1197	\$10,037.29

Business Money Market Promo - XXXXXXXXX1197

Account Summary

Date	Description	Amount
09/01/2024	Beginning Balance	\$10,027.85
	2 Credit(s) This Period	\$45,309.44
	1 Debit(s) This Period	\$45,300.00
09/30/2024	Ending Balance	\$10,037.29

Interest Summary

Description	Amount
Annual Percentage Yield Earned	1.15%
Interest Days	30
Interest Earned	\$0.00
Interest Paid This Period	\$9.44
Interest Paid Year-to-Date	\$93.16
Earnings Balance	\$10,027.85

Deposits

Date	Description	Amount
09/30/2024	Accr Earning Pymt Added to Account	\$9.44

Electronic Credits

Date	Description	Amount
09/17/2024	ACH Deposit South Coast Shor Transfer	\$45,300.00

Other Debits

Date	Description	Amount
09/17/2024	Withdrawal	\$45,300.00

Daily Balances

Date	Amount	Date	Amount	Date	Amount
09/01/2024	\$10,027.85	09/17/2024	\$10,027.85	09/30/2024	\$10,037.29

Overdraft and Returned Item Fees

	Total for this period	Total year-to-date
Total Overdraft Fees	\$0.00	\$0.00
Total Returned Item Fees	\$0.00	\$0.00



Account		6012017973	SOUTH COAST SHO	
---------	--	------------	-----------------	--

Main

SOUTH COAST SHORES HOMEOWNERS ASSOCIATION C/O OPTIMUM PROPERTY MGMT INC 230 COMMERCE, STE 250 IRVINE CA 92602		TIN 95 2930418 Date of Birth Email kvos@optimumpm.com Work Phone (714)508-9070 Additional	Interest Earn YTD 4,287.49 Interest Earn LYR 5,841.80 Earnings Term 1 Months Next Earnings Date 10/01/2024 Maturity Term 13 Months Next Maturity Date 02/01/2025 Interest Rate 3.4400 Earnings Compound Anticipated Earnings 470.83 Current Balance 166,296.16 Accrued Earnings 470.83 Penalty 2,821.11 Proof/Memo 0.00 Redemption Amt 163,945.88
--	--	---	--

CIF Comments			
Location	Not Applicable	Owner	Corporation
Type	13-25 Mo Promo	Account Type	C Corporation
Officer	E Sicat Soufi		

History View		History											
Date	Maint Date	Description	Amount	Balance	Reference	Reference Account	DC	TC User	Presented	RBS	Basis	Earnings Distr	Tran Date/Time
12/01/2020		Opening Deposit	155,000.00	155,000.00				100	12/01/2020	12167737	0.00	0.00	12/01/2020 5:15:35 PM
01/01/2021		Accr Earning Payment	72.42	155,072.42	Added to Acct			111			0.00	0.00	
02/01/2021		Accr Earning Payment	72.45	155,144.87	Added to Acct			111			0.00	0.00	
03/01/2021		Accr Earning Payment	65.47	155,210.34	Added to Acct			111			0.00	0.00	
04/01/2021		Accr Earning Payment	72.52	155,282.86	Added to Acct			111			0.00	0.00	
05/01/2021		Accr Earning Payment	70.21	155,353.07	Added to Acct			111			0.00	0.00	
06/01/2021		Accr Earning Payment	72.59	155,425.66	Added to Acct			111			0.00	0.00	
07/01/2021		Accr Earning Payment	70.28	155,495.94	Added to Acct			111			0.00	0.00	
08/01/2021		Accr Earning Payment	72.65	155,568.59	Added to Acct			111			0.00	0.00	
09/01/2021		Accr Earning Payment	72.69	155,641.28	Added to Acct			111			0.00	0.00	
10/01/2021		Accr Earning Payment	70.37	155,711.65	Added to Acct			111			0.00	0.00	
11/01/2021		Accr Earning Payment	72.75	155,784.40	Added to Acct			111			0.00	0.00	
12/01/2021		Accr Earning Payment	70.44	155,854.84	Added to Acct			111			0.00	0.00	
12/01/2021		Rate Change	0.00	155,854.84	0.5500- 0.2000			60			0.00	0.00	
01/01/2022		Accr Earning Payment	26.48	155,881.32	Added to Acct			111			0.00	0.00	
02/01/2022		Accr Earning Payment	26.48	155,907.80	Added to Acct			111			0.00	0.00	
03/01/2022		Accr Earning Payment	23.92	155,931.72	Added to Acct			111			0.00	0.00	
04/01/2022		Accr Earning Payment	26.49	155,958.21	Added to Acct			111			0.00	0.00	
05/01/2022		Accr Earning Payment	25.64	155,983.85	Added to Acct			111			0.00	0.00	
06/01/2022		Accr Earning Payment	26.50	156,010.35	Added to Acct			111			0.00	0.00	
07/01/2022		Accr Earning Payment	25.65	156,036.00	Added to Acct			111			0.00	0.00	
08/01/2022		Accr Earning Payment	26.51	156,062.51	Added to Acct			111			0.00	0.00	
09/01/2022		Accr Earning Payment	26.51	156,089.02	Added to Acct			111			0.00	0.00	
10/01/2022		Accr Earning Payment	25.66	156,114.68	Added to Acct			111			0.00	0.00	
11/01/2022		Accr Earning Payment	26.52	156,141.20	Added to Acct			111			0.00	0.00	
12/01/2022		Accr Earning Payment	25.67	156,166.87	Added to Acct			111			0.00	0.00	
12/01/2022		Rate Change	0.00	156,166.87	0.2000- 1.0000			60			0.00	0.00	
12/02/2022		Rate Change	0.00	156,166.87	1.0000- 3.6800			60			0.00	0.00	
01/01/2023		Accr Earning Payment	477.33	156,644.20	Added to Acct			111			0.00	0.00	
02/01/2023		Accr Earning Payment	490.33	157,134.53	Added to Acct			111			0.00	0.00	
03/01/2023		Accr Earning Payment	444.20	157,578.73	Added to Acct			111			0.00	0.00	
04/01/2023		Accr Earning Payment	493.25	158,071.98	Added to Acct			111			0.00	0.00	
05/01/2023		Accr Earning Payment	478.81	158,550.79	Added to Acct			111			0.00	0.00	
06/01/2023		Accr Earning Payment	496.30	159,047.09	Added to Acct			111			0.00	0.00	
07/01/2023		Accr Earning Payment	481.77	159,528.86	Added to Acct			111			0.00	0.00	
08/01/2023		Accr Earning Payment	499.36	160,028.22	Added to Acct			111			0.00	0.00	
09/01/2023		Accr Earning Payment	500.92	160,529.14	Added to Acct			111			0.00	0.00	
10/01/2023		Accr Earning Payment	486.26	161,015.40	Added to Acct			111			0.00	0.00	
11/01/2023		Accr Earning Payment	504.01	161,519.41	Added to Acct			111			0.00	0.00	
12/01/2023		Accr Earning Payment	489.26	162,008.67	Added to Acct			111			0.00	0.00	
01/01/2024		Accr Earning Payment	507.12	162,515.79	Added to Acct			111			0.00	0.00	

01/01/2024	Rate Change	0.00	162,515.79	3.6800– 1.0000	60	0.00	0.00
01/01/2024	Rate Change	0.00	162,515.79	1.0000– 3.4400	60	0.00	0.00
02/01/2024	Accr Earning Payment	475.49	162,991.28	Added to Acct	111	0.00	0.00
03/01/2024	Accr Earning Payment	446.07	163,437.35	Added to Acct	111	0.00	0.00
04/01/2024	Accr Earning Payment	478.18	163,915.53	Added to Acct	111	0.00	0.00
05/01/2024	Accr Earning Payment	464.09	164,379.62	Added to Acct	111	0.00	0.00
06/01/2024	Accr Earning Payment	480.94	164,860.56	Added to Acct	111	0.00	0.00
07/01/2024	Accr Earning Payment	466.76	165,327.32	Added to Acct	111	0.00	0.00
08/01/2024	Accr Earning Payment	483.71	165,811.03	Added to Acct	111	0.00	0.00
09/01/2024	Accr Earning Payment	485.13	166,296.16	Added to Acct	111	0.00	0.00
*	Accr Earning Payment	470.83	166,296.16		110	0.00	0.00



Primary Account Number Ending In
Statement Date

1224
Sep 30, 2024
Page 1 of 2

999-00000-000000

PO Box 64084
Phoenix, AZ 85082
866.800.4656 (toll free)

OPTIMUM PROFESSIONAL PROPERTY AGANT FOR
SOUTH COAST SHORES HOMEOWNERS ASSOC
RESERVE
230 COMMERCE STE 250
IRVINE CA 92602-1338

*****1224 - CAB MONEY MARKET


Beginning Balance	\$60,347.91	Average Daily Balance	\$60,347.91
Total Deposits	\$0.00	Year-To-Date Interest Paid	\$71.76
Total Withdrawals	\$0.00	Days in Statement Period	30
Interest Paid	\$14.75	Annual Percentage Yield Earned	0.30%
Ending Balance	\$60,362.66		

TRANSACTION DETAIL

DEPOSITS/CREDITS

Date	Description	Amount
09/30	INTEREST PYMT	\$14.75





Your Ameriprise statement

for September 1, 2024 to September 30, 2024

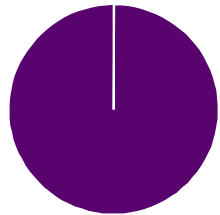
PREPARED FOR SOUTH COAST SHORES HOMEOWNERS ASSOCIATION

Value of your investment accounts

	This month	This year
Beginning value	\$78,448.96	\$0.00
Net deposits & withdrawals	-\$4,363.93	\$71,112.52
Dividends, interest & income	\$0.31	\$3,034.82
Change in value	\$20.72	-\$41.28
Ending value	\$74,106.06	\$74,106.06

Your asset allocation

Asset class	Value on Sep 30, 2024	Percent of assets
Cash & cash investments*	\$85.34	0.1%
Fixed income	\$74,020.72	99.9%
Total assets	\$74,106.06	100%



*Cash investments includes cash held inside pooled investments (e.g. mutual funds), as part of a manager's investment strategy, and is not directly accessible unless you sell some of that investment. For details visit ameriprise.com/allocation.

009270

Your personal advising team

Capital Reserve Group

A financial advisory practice of Ameriprise Financial Services, LLC

Cory J Matsumoto

611 Anton Blvd Ste 200

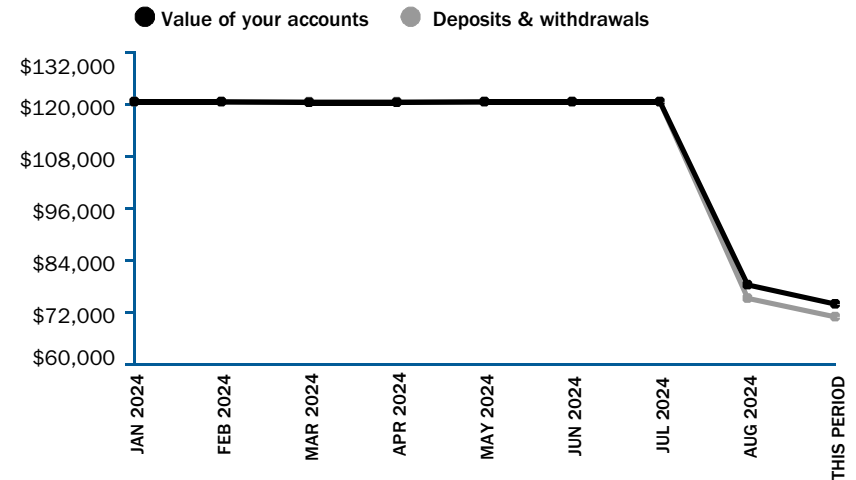
Costa Mesa, CA 92626-7002

714.435.3965

Cory.Matsumoto@comericafinancialadvisors.com

www.ameripriseadvisors.com/team/capital-reserve-group

Value of your investment accounts over time



This chart provides a five-year view of your account values. The black line shows the value of your accounts, while the gray line shows your net contributions (deposits less withdrawals).



Get all the details online at ameriprise.com. Click the Portfolio tab to find your latest account value, activity and asset allocation. Your Ameriprise financial advisor can help you understand how the stated account value shown here may differ from the amount you'd receive if you sold your assets (after any tax withholding, outstanding loans, pending transactions and potential fees).



Securities offered through Ameriprise Financial Services, LLC. Member FINRA/SIPC.

Ameriprise Brokerage Account

SOUTH COAST SHORES HOMEOWNERS | ASSOCIATION

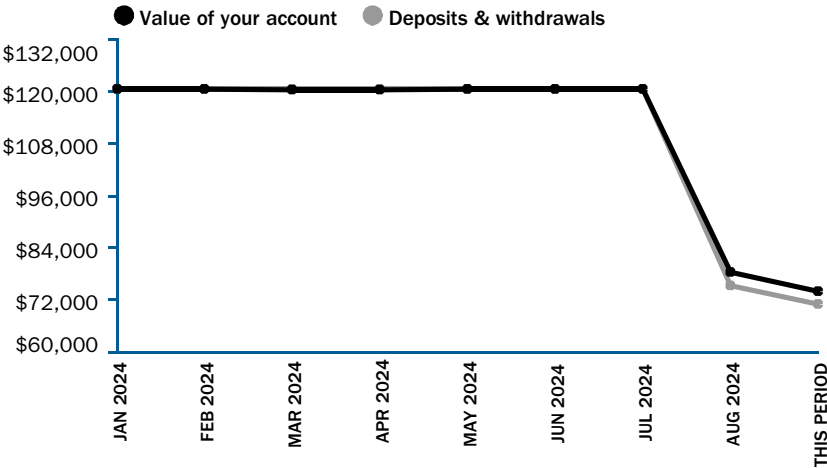
Account #: 0000 3164 0425 0 133

Investment time frame: 1-3 years; Risk tolerance: Conservative; Investment objective: Capital Preservation; Liquidity needs: 7+ Years
See the Disclosures at the end of your statement for definitions of these suitability terms.

Value of your account

	This period	This year
Beginning value	\$78,448.96	\$0.00
Deposits		
Cash deposits	\$0.00	\$120,776.45
Withdrawals		
Cash withdrawal	-\$4,363.93	-\$49,663.93
Income		
Interest	\$0.31	\$3,034.82
Change in value	\$20.72	-\$41.28
Ending value	\$74,106.06	\$74,106.06
Accrued interest	\$301.68	

Value of your account over time



Summary of your holdings

Asset	Value of assets	Percent of account
Cash and equivalents	\$85.34	0.1%
Bonds, CDs and structured products	\$74,020.72	99.9%
Ending value	\$74,106.06	100.0%

Your holdings

Description	Ending value this period ⁷	Ending value last period	Net change this period	Estimated	
				Annual income	Yield
Cash and equivalents					
Ameriprise Insured Money Market (AIMMA) ²	\$85.34			\$0.26	0.30%
Ameriprise Bank FSB Minneapolis MN	\$85.34				
Total Cash and equivalents ⁵	\$85.34	\$4,448.96	-\$4,363.62	\$0.26	

Ameriprise Brokerage Account (continued)

Account #: 0000 3164 0425 0 133

Your holdings - continued

Description	Symbol/ CUSIP	Quantity	X	Market price	Ending value = this period ⁷	Ending value last period	Net change this period	Estimated			
								Total cost basis ¹	Unrealized gain/loss	Annual income	Yield
Bonds, CDs and structured products											
LESS THAN 1 YEAR											
INDEPENDENT BANK MCKINNEY TX CD FDIC #03076 IAM CPN 4.650% DUE 02/28/25 DTD 08/30/24 FC 02/28/2502/28/2025	45385JCA4	74,000.000		\$100.0280	\$74,020.72/ \$301.68	\$74,000.00	\$20.72	\$74,004.98	\$15.74	\$3,441.00	4.65%
Accrued interest: \$301.68											
Total account holdings					\$74,106.06	\$78,448.96	-\$4,342.90	\$74,004.98	\$15.74	\$3,441.26	

¹ Total cost basis reflects the amount you have invested "out-of-pocket" over time plus any automatically reinvested earnings. Each time a new purchase or a sale is made, your Total cost basis is adjusted accordingly. Total cost basis is not a measure of your initial investment amount, but rather an estimate of the unrealized gain or loss on the securities you have purchased. Total cost basis amounts on your statement are provided for informational purposes only and may be incomplete or unavailable for some of your holdings at this time. For investment performance information contact your financial advisor. For tax preparation, please refer to your year-end tax package and consult your tax advisor.

² Ameriprise Insured Money Market Account (AIMMA) deposits are FDIC-insured with applicable limits when placed with program Banks, represent direct obligations of the program Banks, and are not covered by SIPC. AIMMA deposits placed in the Dreyfus money market mutual fund, if applicable, are not FDIC-insured, but rather are securities covered by SIPC. You may opt out of depositing your funds at listed program Banks as outlined in your Other Important Brokerage Disclosures.

⁵ Any balances held in AIMMA, ABISA or a money market mutual fund serving as your sweep account can be liquidated at your request and the proceeds held as cash in the account or remitted to you per your instructions. Annual percentage yield earned (APYE) and interest paid during the statement period are shown in your account activity.

⁷ Ending value amounts for Your holdings represent information posted as of trade date and thus may include transactions that have not settled as of the date of this statement. Total Value is derived from both assets held by the firm in your account, as well as assets held away which is reported for convenience purposes.

The MSRB provides disclosure and offering documents from municipal securities issuers online at www.emma.msrb.org. You can also find: pricing for municipal trades, interest rates, auction results, daily market statistics and educational material about municipal securities.

** Any ratings for municipal bonds are supplied by Standard & Poor's, a division of the McGraw-Hill Companies, Inc, an investment rating provider. Other rating services may rate this security differently. Lack of a rating by Standard & Poor's does not imply the security is not rated as it may be rated by other rating services.

See the Disclosures section of this statement for more information.

Your account activity

Date	Transaction	Description	Symbol/ CUSIP	Quantity	Price	Amount
Withdrawals						
Cash withdrawals						
09/09/2024	CHECK ISSUED	CHECK ISSUED MAIL CHK ISS #CS09445338				-\$4,363.93

Ameriprise Brokerage Account (continued)

Account #: 0000 3164 0425 0 133

Your account activity - continued

Date	Transaction	Description	Symbol/ CUSIP	Quantity	Price	Amount
Income						
09/30/2024	INTEREST	AMERIPRISE INSURED MONEY MARKET ACCOUNT 093024 85 APYE .30%				\$0.31
Other activity						
09/30/2024	INTEREST REINVEST	AMERIPRISE INSURED MONEY MARKET ACCOUNT				-\$0.31
An investment in money market funds is not insured or guaranteed by the Federal Deposit Insurance Corporation or any other government agency. Although the Fund seeks to maintain the value of your investment at \$1.00 per share, it is possible to lose money by investing in the Fund.						

Your cash sweep activity

Date	Transaction	Description	Amount
09/09/2024	SALE	AMERIPRISE INSURED MONEY MARKET ACCOUNT	\$4,363.93

Additional important disclosures

Throughout these disclosures, Ameriprise Financial Services, LLC, the introducing firm, and American Enterprise Investment Services, Inc., the clearing firm, will be abbreviated as AFS and AEIS respectively. The affiliates RiverSource Life Insurance Co. and RiverSource Life Insurance Co NY will be abbreviated as RVS.

Agreements and disclosures: You may access current versions of documents including agreements, disclosures and fee documentation governing brokerage and managed accounts on our website at ameriprise.com/disclosures.

Check deposits: Checks that should be made payable to AEIS include Ameriprise Brokerage, ONE Financial, Managed Accounts, 529 Plans and Variable Annuities. Checks that should be made payable to AFS include RiverSource Insurance and Annuities, Ameriprise Certificates, Financial Plans and checks for multiple products that do *not* include funds to be sent to Brokerage or a Managed Account. Checks for deposit to an Ameriprise Bank Account should be made payable to the account owner/client or Ameriprise Bank. Checks for deposit into RiverSource Life of New York accounts should be made payable to RiverSource Life of New York. Checks for RAVA 5 accounts that are transfer checks or additional payments should be made out to RiverSource Life Insurance Company. No checks or payments should be made payable to any advisor or their practice as these are not an affiliate or subsidiary of the firm.

AEIS balance sheet available online for June 30, 2024: In accordance with requirements under Securities and Exchange Commission ("SEC") Rule 17a-5, we make our Statement of Financial Condition available on our website at <http://ameriprise.com/aeisfinancialstatement>. You may also obtain a free copy by mail by calling us at 800.297.7378.

American Enterprise Investment Services, Inc. (AEIS or the Company), a wholly owned subsidiary of Ameriprise Financial, Inc., is the registered clearing broker dealer for your securities positions and free credit balances held in your Ameriprise brokerage account(s). Under the SEC's Uniform Net Capital Rule, Rule 15c3-1, AEIS is required to provide this information to its customers and is required to maintain net capital of 2% in excess of aggregate debit items arising from client transactions. On June 30, 2024, the Company's net capital was \$162,132,677 or 11.04% of aggregate debit items and \$132,748,770 in excess of its required net capital of \$29,383,907.

Third Party Payments and Cost Reimbursement Services: AEIS performs certain services such as record keeping, administration and shareholder servicing support, applicable platform level eligibility and investment product due diligence, investment research, training and education, client telephonic and other servicing, and other support related functions, such as trading systems, asset allocation and performance reporting tools, and websites and mobile applications (collectively, "Cost Reimbursement Services"). AEIS receives a variety of these payments for Cost Reimbursement Services ("Cost Reimbursement Payments") from investment products sponsored or managed by affiliated investment advisers (e.g., Columbia Management Investment Advisers) and from unaffiliated product companies for investments you make as a result of our recommendations. Cost Reimbursement Payments are received at a higher percentage rate from certain mutual fund firms (described below as "Full Participation Firms"), which may create a conflict of interest or incentive if AFS promotes, or Ameriprise financial advisors recommend, the mutual funds offered by a Full Participation Firm. These payments form a structure referred to as the Ameriprise Financial Mutual Fund Program. Cost Reimbursement Payments are not shared with your financial advisor. Cost Reimbursement Payments for marketing and sales support are also applicable to other investment product categories, such as annuities, insurance, UITs, structured products and alternative investments, such as non-traded REITs/BDCs, hedge fund offerings, managed futures funds, private equity offerings, and real estate private placements. For additional information regarding the compensation amounts and practices of a particular mutual fund, please review all pertinent sales literature, statements of additional information prospectuses, accounts agreements, policies, contracts, and other offering documents, as well as ameriprise.com/guide.

Financial interest in products: AFS and its affiliates have a greater financial interest in the sales of products that they manufacture. AFS and its affiliates receive more revenue from the sale of some financial products and services, particularly those products and services sold under the

Ameriprise, Columbia Threadneedle Investments and RVS brands, than for the sale of other products and services.

Suitability terms: **Investment time frame** is the expected period of time you plan to invest to achieve your current financial goal(s). Choices are: less than 1 year, 1-3 years, 4-7 years, 8-10 years and 11+ years. **Risk tolerance** describes your ability to bear the potential of your account losing value in exchange for the potential of higher returns. The higher your risk tolerance, the potential for substantial losses and gains increases. Choices are: Conservative, Moderately conservative, Moderate, Moderately aggressive, and Aggressive. **Investment objective** identifies your intent or planned purpose for the investment dollars in your account. Choices are: Growth, Growth with income, Income, Capital preservation, Speculation, Tax considerations, Education, Estate planning, and Protection. **Liquidity needs** is the period of time from the present until you anticipate needing access to your investment dollars.

In case of errors or questions about your electronic transfers: Call us at 800.862.7919 or write us at Ameriprise Financial, 70100 Ameriprise Financial Center, Minneapolis, MN 55474, promptly if you think your statement or receipt is wrong or if you need more information about a transfer on the statement or receipt. We must hear from you no later than 60 days after we sent you the FIRST statement on which the error or problem appeared.

(1) Tell us: your name and account number (if any).;

(2) Describe the error or the transfer you are unsure about, and explain as clearly as you can why you believe it is an error or why you need more information.

(3) Tell us the dollar amount of the suspected error.

We will investigate your complaint and will correct any error promptly. If we take more than 10 business days (or 20 business days for new accounts) to do this, we will credit your account for the amount you think is in error, so that you will have the use of the money during the time it takes us to complete our investigation. If we ask you to put your complaint or question in writing and we do not receive it within 10 business days, we may not credit your account. We may take up to 45 days to complete our investigation (90 days for transfers involving new accounts, point-of-sale, or foreign-initiated transactions). We will tell you the results within three business days after completing our investigation. If we determine that there was no error, we will send you a written explanation. You may ask for copies of the documents that we used in our investigation.

Valuation of alternative investments: Interests in limited partnerships, hedge fund offerings, non-traded real estate investment trusts, non-traded business development companies, non-traded closed-end funds, real estate private placement, tenant-in-common real estate securities, managed futures funds, private equity offerings or other alternative investments (collectively referred to as Alternative Investments), which are not listed on a national exchange, are generally illiquid because no formal trading market exists for these securities. Their values may be different from the purchase price and may not necessarily be realized if the issuer liquidates the security or if you sell your interests. If accurate pricing is not available, the value of the position will be reflected as "Not Priced". The valuation of interests in Alternative Investments is either the initial offering price or an estimated value, both of which have been provided by the issuer. Other than the initial offering price, the values of the positions you hold represent estimates of your interest in the net assets of the program and are reflected in the total value of your account, shown herein. In limited circumstances, generally where the position has been purchased at another financial institution, the valuation may be provided by an independent third party pricing agent. Each issuer of an Alternative Investment or third party may have a different method of valuation, and may apply various methods of valuation throughout the life of the investment. Generally, the factors considered include, but are not limited to: actual or estimated property or securities values, capitalization rates, acquisition costs, current and/or future cash flows, the use of cash versus accrual accounting, activity in an informal secondary market or overall performance. For publicly registered companies, the valuation methodology is described in the issuer's annual report and other current periodic reports, which are available to clients. For unregistered products/private placements, contact the managing general partner or company for further information about

valuation. The number of units owned has been provided by the management of each program and may not necessarily reflect activity after the initial purchase.

Non-traded real estate investment trust Distribution Reinvestment Plan (DRIP) customers: If you participate in the DRIP and you experience a material adverse change in your financial condition, promptly notify your financial advisor to discuss continued participation in the DRIP.

Callable securities: When we hold securities which are callable in part on your behalf, you will participate in the impartial lottery allocation system for the called securities in accordance with the provisions of the exchange on which they trade, and in compliance with industry rules. For further details about the allocation process please go to

www.ameriprise.com/content/files/AMP_CALLABLE-SECURITIES.PDF

"Covered" securities: A security is considered "covered" and subject to special basis and holding period tax reporting rules under these conditions: 1) Stock, including real estate investment trusts (REITs) acquired on or after Jan. 1, 2011, and not purchased under a dividend reinvestment program 2) Mutual funds and REITs/stocks in a dividend reinvestment program purchased on or after Jan. 1, 2012 (except money market funds) 3) Certain options and debt securities with less complex tax treatment purchased on or after Jan 1, 2014, and 4) Certain options and debt securities with more complex tax treatment purchased on or after Jan 1, 2016. Some securities are not "covered" by definition, see below. When a "covered" investment is sold, we will report the cost basis and holding period of the investment to you and the IRS (in addition to the already-required proceeds information). The cost basis information provided on this statement may not be used for tax reporting purposes. For tax reporting purposes, use the information provided on Form 1099-B, Proceeds from Broker and Barter Exchange Transactions, which will be sent early in the year following the tax year in which the investment was sold.

"Noncovered" securities: "Noncovered" is a term for those securities that are not subject to the required cost basis and holding period reporting described above. Ameriprise Financial provides cost basis and holding period information to clients, but not the IRS, for many "noncovered" securities including "noncovered" equities, mutual funds, exchange-traded funds (ETFs), exchange-traded notes (ETNs), business development corporations (BDCs), unit investment trusts (UITs), real estate investment trusts (REITs), debt instruments, and options acquired before the effective dates listed above. Certain other securities are currently excluded from the cost basis reporting rules, including money market funds, short-term debt instruments, real estate mortgage investments conduits (REMICs) and other mortgage-backed securities, partnerships, trusts, and prepaid forward contracts (including certain structured products). The cost basis information provided for "noncovered" securities may not include changes due to corporate actions (such as mergers, spin-offs, stock dividends or cash dividends in lieu of fractional shares), wash sales, certain mutual fund adjustments, returns of capital, certain adjustments to fixed income securities (including early prepayment of principal, premium amortization, accrual of market discount or original issue discount), or transfers of existing positions into Ameriprise by new or existing clients. Ameriprise is not responsible for "noncovered" cost basis information, and will not verify cost basis information that is provided by someone else (including a client, an advisor or another entity, such as a broker) or is the result of a transfer between persons (including inheritance, gift, divorce, distributions from a trust, shares used to repay a loan, etc.). It also will not verify "noncovered" cost basis information obtained through corporate acquisitions by Ameriprise. For transactions related to any of these activities for "noncovered" shares, review your records and consult your tax advisor when preparing your tax return.

Free credit balance: In general, a free credit balance represents cash held in your brokerage or managed account that is payable upon your demand which, although properly accounted for on our books, may at times not be segregated and may be used by AEIS, in the conduct of its business. We may, but are not obligated to, pay you interest on any available free credit balances, and we may earn income from the balances as compensation for servicing your account.

Order Routing Policy and compensation for order handling: Some market centers or broker-dealers may execute orders at prices superior to the publicly quoted market. AEIS considers a number of factors in its decision process as to the exchanges and market centers to which it directs its customer orders for execution. These factors include but are not limited to: the speed of execution; the opportunity for price improvement; liquidity enhancement opportunities; trading characteristics of the particular individual security; and size of the order. AEIS currently does not receive payment for directing orders; however, AEIS reserves the right to receive remuneration for directing orders to a particular broker or dealer for execution. The source and amount of remuneration, if any, received by AEIS will be furnished upon written request. Payment for order flow is not a factor considered when routing orders. For more detailed information, please visit our Order Routing Report published quarterly on ameriprise.com. Please contact us at 800.862.7919 to obtain a printed copy of our Order Routing Report at no cost, or for further details regarding the routing of any specific order. The link to the SEC 606 Order Routing Report can be found at ameriprise.com/606.

Brokerage mutual fund purchases: When you purchase certain mutual funds at NAV, on selling your shares, you may pay a sales charge. For the charge and other fees, see the prospectus.

Equity Dividend Reinvestment Program (DRIP) customers: Transactions to purchase shares for the DRIP program, where offered, are executed on a riskless principal basis by AEIS. Details of your DRIP transactions are available on written request to AEIS.

Fractional Shares and Liquidation Process: Where your statement indicates a transaction that involved less than one full share of an equity, ETF, preferred or closed-end fund, as well as UITs ("Fractional Share"), AFS and AEIS sold and liquidated the Fractional Share(s) as a client-directed principal transaction on your behalf in accordance with the Ameriprise Brokerage Agreement and, if you have a Managed Account, per the liquidation process outlined in your Custom Advisory Relationship Agreement or the applicable Managed Account Client Agreement.

Assets held outside your brokerage account: Certain assets purchased through AFS are displayed on this statement as a courtesy to you, even though the assets are held at a third party, and not custodied in your brokerage account. These products may include but are not limited to annuities and insurance products, hedge fund offerings, private equity offerings, managed futures funds, exchange funds, real estate private placements, DST/TICs, and certain 529 plans. Ownership records for these products, valuation information, and SIPC coverage, if applicable, are the responsibility of the company holding the assets, and not AFS or AEIS.

The Value of your accounts over time on the first page of your statement reports the following information:

1) The ending value of your portfolio for applicable dates going back (up to) five years. The gray line shows the net value of your deposits and withdrawals, dating back (up to) five years. Note:

- The gray line does not reflect additions or surrenders for third-party annuities linked to your brokerage account prior to Jan. 1, 2017.
- The gray line does not reflect additions or surrenders from any whole life insurance policies.
- If your portfolio was established on Dec. 31, 2012 or earlier, the gray line starting point was your portfolio value on Jan. 1, 2013. The gray line shows your portfolio value on Jan. 1, 2013 PLUS additions since that time MINUS withdrawals since that time.

Activity for this period: transaction(s) that have not yet settled by the date of this statement will appear on your next statement.

Third-party issuer assessment: AFS periodically assesses, but does not continuously monitor, the creditworthiness or financial solvency of third-party issuers. You should be advised that credit markets can be volatile, and the creditworthiness of an issuer may change rapidly. AFS, as a seller of these products, does not guarantee or provide any assurance that a third-party issuer of financial products will be able to fulfill the issuer's obligation to any purchaser of such a product.

Disclosure for persons without a financial advisor: Mutual funds can be purchased through AFS. For direct purchases AFS will retain all sales charges and 12b-1 fees.

Messages for you

Increase your security with 5 simple steps

Help protect yourself from fraudulent activity. If you haven't already, activate your online access to the secure site on ameriprise.com. Then, go to Profile to take the following actions:

- **Turn on 2-Step Verification** to add a second layer of account protection.
- **Activate text alerts** to stay informed of account changes.
- **Review your contact info** to ensure information is accurate.
- **Monitor login history** to regularly review account access.
- **Create a complex and unique password** to make it difficult for a fraudulent user to guess.

Visit the Privacy, Security & Fraud center at ameriprise.com/privacy-security-fraud for more security tips. Stay connected on the go; download the Ameriprise Financial app on the App Store and Play Store.

Important disclosures

Capital Reserve Group is a financial advisory practice of Ameriprise Financial Services, LLC.

Please review your statement carefully. Report any inaccuracies or discrepancies immediately to the appropriate legal entity outlined below. Any oral communication should be re-confirmed in writing to us to protect your rights, including your rights under the Securities Investor Protection Act. Please notify us promptly in writing of any change of address. In addition, should any material change occur in your investment objectives or financial situation, we request prompt notification to ensure we maintain the most up-to-date background and financial information.

These entities are wholly owned subsidiaries of Ameriprise Financial, Inc. All may be contacted at 800.862.7919 unless otherwise noted below.

American Enterprise Investment Services, Inc (AEIS), the clearing broker-dealer, member FINRA and SIPC, is responsible for the summary pages and each statement for brokerage or managed account products, including securities positions and free credit balances. Direct inquiries to 70400 Ameriprise Financial Center, Minneapolis, MN 55474. A financial statement for this organization is available for your personal inspection at its offices, or a copy of it will be mailed upon your written request.

Ameriprise Financial Services, LLC (AFS), the introducing broker-dealer, member FINRA and SIPC is responsible for Financial Planning Service product pages. Brokerage accounts, investment, and financial advisory services are introduced by and made available through AFS. Direct inquiries (including a problem with, or a complaint about your financial advisor, or unauthorized activity in your account(s)) to 70100 Ameriprise Financial Center, Minneapolis, MN 55474-0507.

Ameriprise Trust Company (ATC) is a passive custodian for tax qualified accounts including IRAs. ATC outsources all custody of IRA assets to the other regulated custodians.

Ameriprise Bank, FSB (Bank), Member FDIC, is responsible for banking products including deposit and lending accounts. Investment products are not insured by the FDIC, NCUA or any federal agency, are not deposits or obligations of, or guaranteed by any financial institution, and involve investment risks including possible loss of principal and fluctuation in value.

Ameriprise Certificate Company, the certificate product issuer, is responsible for Ameriprise Certificate Products and those products are distributed and serviced by AFS.

RiverSource Life Insurance Company and RiverSource Life Insurance Co. of New York (collectively RVS) are responsible for RiverSource insurance and annuity products. Direct inquiries to RiverSource Life Insurance Co. of NY to 800.541.2251.

Municipal securities: AEIS and AFS are registered with the U.S. Securities and Exchange Commission and the Municipal Securities Rulemaking Board (MSRB). The MSRB makes available at its website, www.msrb.org, an investor brochure, which describes the protections that may be provided by the MSRB, and how to file a complaint regarding municipal securities with the appropriate regulatory authority.

Not a Bank: AEIS, AFS, ATC, Ameriprise Certificate Company and RVS are not banks. Investment products are not insured by the FDIC, NCUA or any federal agency, are not deposits or obligations of, or guaranteed by any financial institution, and involve investment risks including possible loss of principal and fluctuations in value.

This document was delivered via U.S. Mail

This statement is eligible for online delivery.

Go to www.ameriprise.com/edelivery to get started.

Ameriprise online statements are available in color and archived for seven years.

Questions? We're here to help. 800.862.7919

For information on how to read your statement, please visit

www.ameriprise.com/microsite/statement



Ameriprise Financial Services, LLC
70100 Ameriprise Financial Center | Minneapolis, MN 55474

SOUTH COAST SHORES HOMEOWNERS ASSOCIATION
230 COMMERCE STE 250
IRVINE CA 92602-1338



266693

Account	6012017797	SOUTH COAST SHO	Branch	12
			Accr Thru	10/10/2024
			Balance	101,043.22
			Status	Active

SOUTH COAST SHORES HOMEOWNERS ASSOCIATION

C/O OPTIMUM PROPERTY MGMT INC

230 COMMERCE, STE 250

IRVINE CA 92602

TIN

95 2930418

Date of Birth

Email

kvos@optimumpm.com

Work Phone

(714)508—9070

Additional

Interest Earn YTD

3,471.85

Interest Earn LYR

1,537.68

Earnings Term

1 Months

Next Earnings Date

10/14/2024

Maturity Term

13 Months

Next Maturity Date

11/14/2024

Interest Rate

4.6410

Earnings

Compound

Anticipated Earnings

386.14

Current Balance

101,043.22

Accrued Earnings

347.46

Penalty

2,312.59

Proof/Memo

0.00

Redemption Amt

99,078.09

CIF Comments

Location

Not Applicable

Owner

Corporation

Type

12—17 Month CD

Account Type

C Corporation

Officer

E Sicat Soufi

History View		History											
Date	Maint Date	Description	Amount	Balance	Reference	Reference Account	DC	TC	User	Presented	RBS	Basis	Earnings Distr
10/14/2020		Opening Deposit	95,157.00	95,157.00				100		10/14/2020	12539169	0.00	0.00
11/14/2020		Accr Earning Payment	44.46	95,201.46	Added to Acct			111				0.00	0.00
12/14/2020		Accr Earning Payment	43.05	95,244.51	Added to Acct			111				0.00	0.00
01/14/2021		Accr Earning Payment	44.50	95,289.01	Added to Acct			111				0.00	0.00
02/14/2021		Accr Earning Payment	44.52	95,333.53	Added to Acct			111				0.00	0.00
03/14/2021		Accr Earning Payment	40.23	95,373.76	Added to Acct			111				0.00	0.00
04/14/2021		Accr Earning Payment	44.56	95,418.32	Added to Acct			111				0.00	0.00
05/14/2021		Accr Earning Payment	43.14	95,461.46	Added to Acct			111				0.00	0.00
06/14/2021		Accr Earning Payment	44.60	95,506.06	Added to Acct			111				0.00	0.00
07/14/2021		Accr Earning Payment	43.18	95,549.24	Added to Acct			111				0.00	0.00
08/14/2021		Accr Earning Payment	44.64	95,593.88	Added to Acct			111				0.00	0.00
09/14/2021		Accr Earning Payment	44.66	95,638.54	Added to Acct			111				0.00	0.00
10/14/2021		Accr Earning Payment	43.24	95,681.78	Added to Acct			111				0.00	0.00
10/14/2021		Rate Change	0.00	95,681.78	0.5500— 0.2000			60				0.00	0.00
11/14/2021		Accr Earning Payment	16.25	95,698.03	Added to Acct			111				0.00	0.00
12/14/2021		Accr Earning Payment	15.73	95,713.76	Added to Acct			111				0.00	0.00
01/14/2022		Accr Earning Payment	16.26	95,730.02	Added to Acct			111				0.00	0.00
02/14/2022		Accr Earning Payment	16.26	95,746.28	Added to Acct			111				0.00	0.00
03/14/2022		Accr Earning Payment	14.69	95,760.97	Added to Acct			111				0.00	0.00
04/14/2022		Accr Earning Payment	16.27	95,777.24	Added to Acct			111				0.00	0.00
05/14/2022		Accr Earning Payment	15.75	95,792.99	Added to Acct			111				0.00	0.00
06/14/2022		Accr Earning Payment	16.27	95,809.26	Added to Acct			111				0.00	0.00
07/14/2022		Accr Earning Payment	15.75	95,825.01	Added to Acct			111				0.00	0.00
08/14/2022		Accr Earning Payment	16.28	95,841.29	Added to Acct			111				0.00	0.00
09/14/2022		Accr Earning Payment	16.28	95,857.57	Added to Acct			111				0.00	0.00
10/14/2022		Accr Earning Payment	15.76	95,873.33	Added to Acct			111				0.00	0.00
10/14/2022		Rate Change	0.00	95,873.33	0.2000— 1.0000			60				0.00	0.00
11/14/2022		Accr Earning Payment	81.46	95,954.79	Added to Acct			111				0.00	0.00
12/14/2022		Accr Earning Payment	78.90	96,033.69	Added to Acct			111				0.00	0.00
01/14/2023		Accr Earning Payment	81.60	96,115.29	Added to Acct			111				0.00	0.00
02/14/2023		Accr Earning Payment	81.67	96,196.96	Added to Acct			111				0.00	0.00
03/14/2023		Accr Earning Payment	73.82	96,270.78	Added to Acct			111				0.00	0.00
04/14/2023		Accr Earning Payment	81.80	96,352.58	Added to Acct			111				0.00	0.00
05/14/2023		Accr Earning Payment	79.23	96,431.81	Added to Acct			111				0.00	0.00
06/14/2023		Accr Earning Payment	81.93	96,513.74	Added to Acct			111				0.00	0.00
07/14/2023		Accr Earning Payment	79.36	96,593.10	Added to Acct			111				0.00	0.00
08/14/2023		Accr Earning Payment	82.07	96,675.17	Added to Acct			111				0.00	0.00
09/14/2023		Accr Earning Payment	82.14	96,757.31	Added to Acct			111				0.00	0.00

10/14/2023	Accr Earning Payment	79.56	96,836.87	Added to Acct	111	0.00	0.00
10/16/2023	Rate Change	0.00	96,836.87	1.0000– 4.6410	60	0.00	0.00
11/14/2023	Accr Earning Payment	363.04	97,199.91	Added to Acct	111	0.00	0.00
12/14/2023	Accr Earning Payment	371.46	97,571.37	Added to Acct	111	0.00	0.00
01/14/2024	Accr Earning Payment	385.33	97,956.70	Added to Acct	111	0.00	0.00
02/14/2024	Accr Earning Payment	386.85	98,343.55	Added to Acct	111	0.00	0.00
03/14/2024	Accr Earning Payment	363.28	98,706.83	Added to Acct	111	0.00	0.00
04/14/2024	Accr Earning Payment	389.81	99,096.64	Added to Acct	111	0.00	0.00
05/14/2024	Accr Earning Payment	378.70	99,475.34	Added to Acct	111	0.00	0.00
06/14/2024	Accr Earning Payment	392.85	99,868.19	Added to Acct	111	0.00	0.00
07/14/2024	Accr Earning Payment	381.65	100,249.84	Added to Acct	111	0.00	0.00
08/14/2024	Accr Earning Payment	395.91	100,645.75	Added to Acct	111	0.00	0.00
09/14/2024	Accr Earning Payment	397.47	101,043.22	Added to Acct	111	0.00	0.00
*	Accr Earning Payment	386.14	101,043.22		110	0.00	0.00