

South Coast Shores Homeowners Association

Financial Reports



March
2025

South Coast Shores Homeowners Association

Community Financial Overview

March 31, 2025

Cash

	Current Mo.	Change	
Operating	\$257,534	\$17,714	↑
Reserves	\$797,168	\$12,166	↑
Adequate Operating Cash?		Yes	
Amount Due to Reserves		\$0	
Repayment in Progress?		N/A	

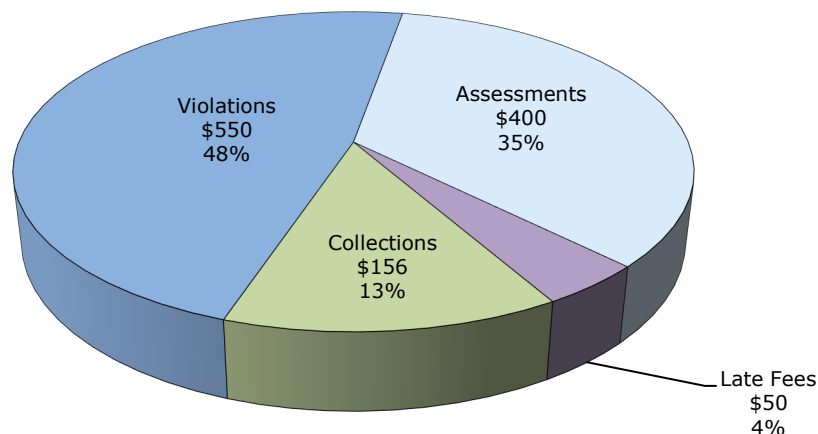
\$257,534	\$82,067
Operating Cash Balance	Minimum Recommended Balance

Impending Investment Maturities		
Bank	G/L Acct	Maturity
First Foundation	15097	06/17/25
Reinvest funds into CDs after evaluating the amount of reserve cash needed for upcoming projects		

Uninsured Cash Balances		
Bank	Total Cash in Bank	Uninsured Portion
Pacific Premier	\$359,834	\$109,834
Uninsured amounts are at risk if the bank fails. To avoid potential losses, transfer funds to a different bank as soon as possible.		

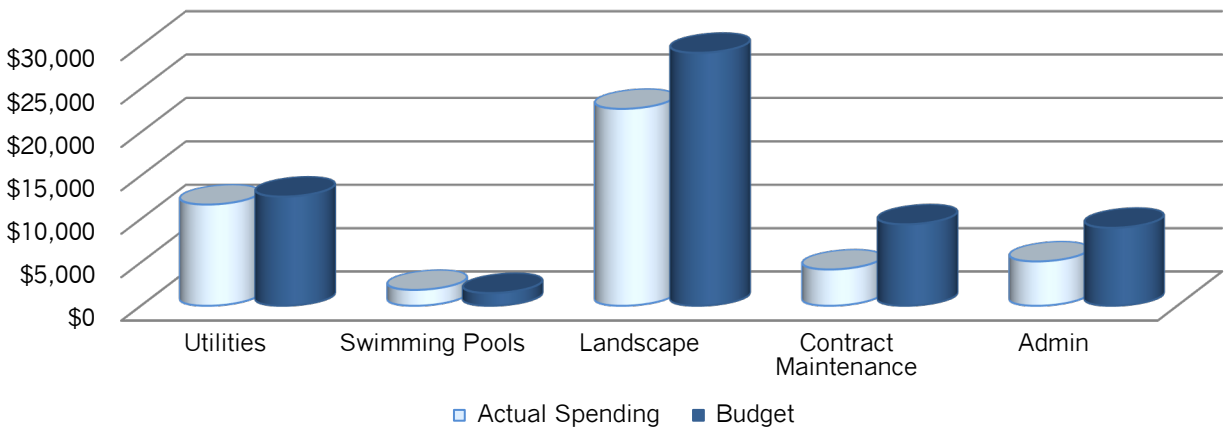
Assessments Receivable

Balance Breakdown



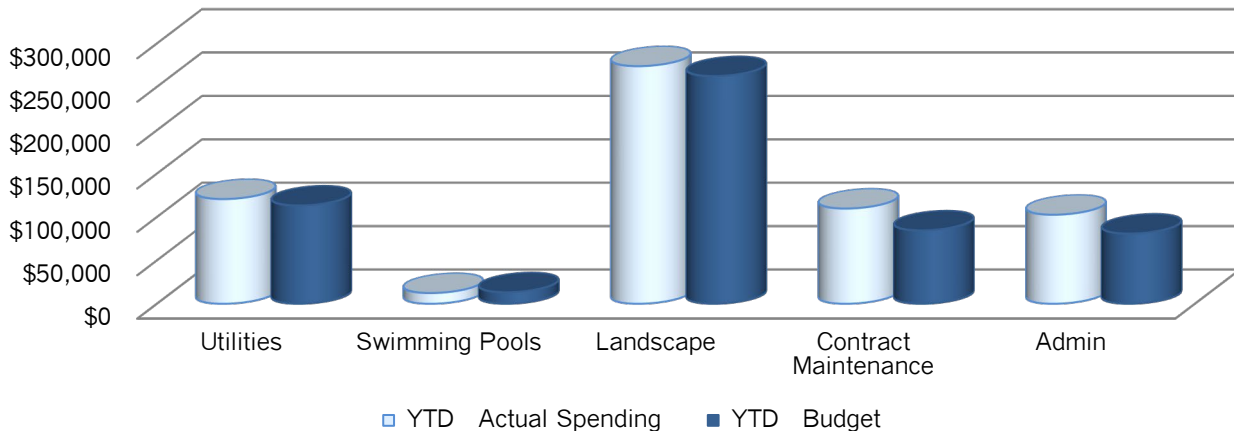
South Coast Shores Homeowners Association Community Financial Overview

Current Month



In the month of March, the Association spent \$363 more than the budget had projected on Swimming Pools.

Year-to-Date



For more details of spending, please see the enclosed Statement of Expenses.

Comments:

N/A

South Coast Shores Homeowners Association

Balance Sheet as of 3/31/2025

Assets	Operating	Reserve	Total
Operating: Cash & Investments			
10100 - Pacific Premier Bank Op x0834	\$181,788.25		\$181,788.25
10310 - Comerica Op x0425	\$1,745.42		\$1,745.42
10704 - Comerica - Clear Fork Bank Mat. 08-28-25 4.3% 6 Months	\$74,000.00		\$74,000.00
Total Operating: Cash & Investments	\$257,533.67		\$257,533.67
Operating: Receivables			
11150 - Accounts Receivable	\$1,155.57		\$1,155.57
11190 - Less Allowance For Past Due Accts	(\$1,155.57)		(\$1,155.57)
Total Operating: Receivables	-		-
Reserves: Cash			
14100 - Pacific Premier Bank MMA x1195		\$178,046.23	\$178,046.23
14200 - FCB MMA x2212		\$60,427.67	\$60,427.67
14210 - First Foundation MMA x1197		\$10,087.46	\$10,087.46
14300 - Banc of CA MMA x5433 - UNCLAIMED PROPERTY		\$125,811.12	\$125,811.12
Total Reserves: Cash		\$374,372.48	\$374,372.48
Reserves: Investments			
15050 - First Foundation x7973 Mat.03-01-2026 3.440 % 13mths		\$169,213.77	\$169,213.77
15055 - Alliance x2689 Mat. 08-17-2025 4.4% 11mths		\$103,948.69	\$103,948.69
15070 - First Foundation x7797 Mat. 12-14-2025 4.16% 13mths		\$103,223.18	\$103,223.18
15097 - First Foundation x5354 Mat. 06-17-2025 4.88% 9mths		\$46,409.53	\$46,409.53
Total Reserves: Investments		\$422,795.17	\$422,795.17
Total Assets	\$257,533.67	\$797,167.65	\$1,054,701.32

South Coast Shores Homeowners Association

Balance Sheet as of 3/31/2025

Liabilities / Equity	Operating	Reserve	Total
Liabilities			
20200 - Accrued Expenses	\$15.00		\$15.00
21120 - Deposits: Clubhouse	\$775.00		\$775.00
21500 - Prepaid Assessments	\$12,411.12		\$12,411.12
Total Liabilities	\$13,201.12		\$13,201.12
Reserve Fund Balances			
33600 - General Reserves		\$784,338.72	\$784,338.72
38990 - Interest		\$12,828.93	\$12,828.93
Total Reserve Fund Balances		\$797,167.65	\$797,167.65
Equity			
39900 - Prior Year Surplus (Deficit)	\$346,193.30		\$346,193.30
39950 - Current Year Surplus (Deficit)	(\$101,860.75)		(\$101,860.75)
Total Equity	\$244,332.55		\$244,332.55
Total Liabilities / Equity	\$257,533.67	\$797,167.65	\$1,054,701.32

South Coast Shores Homeowners Association

Statement of Revenues and Expenses 3/1/2025 - 3/31/2025

	Current Period			Year To Date			Annual Budget
	Actual	Budget	Variance	Actual	Budget	Variance	
Operating Income							
Revenue							
40100 - Assessments	72,800.00	72,800.00	-	655,200.00	655,200.00	-	873,600.00
40300 - Attorney Reimbursement Fees	-	-	-	1,002.71	-	1,002.71	-
40500 - Clubhouse Rental	-	-	-	1,300.00	-	1,300.00	-
40600 - Collection Fees	-	-	-	775.00	-	775.00	-
40800 - Interest Charges	2.10	-	2.10	14.35	-	14.35	-
40900 - Key Fees	-	-	-	75.00	-	75.00	-
41000 - Late Charges	10.00	-	10.00	194.00	-	194.00	-
41600 - Transmitters	35.00	-	35.00	515.00	-	515.00	-
41700 - Violation Fines	-	-	-	(100.00)	-	(100.00)	-
44010 - Interest Income	916.53	-	916.53	17,572.33	-	17,572.33	-
Total Revenue	73,763.63	72,800.00	963.63	676,548.39	655,200.00	21,348.39	873,600.00
Total Income	73,763.63	72,800.00	963.63	676,548.39	655,200.00	21,348.39	873,600.00

Operating Expense

Utility Expenses							
50200 - Electricity	2,884.49	3,666.67	782.18	37,176.65	33,000.03	(4,176.62)	44,000.00
50300 - Gas	588.95	1,000.00	411.05	7,384.37	9,000.00	1,615.63	12,000.00
50400 - Refuse Removal	7,731.17	7,291.67	(439.50)	69,580.53	65,625.03	(3,955.50)	87,500.00
50700 - Telephone - Entry Gates	10.00	200.00	190.00	1,580.20	1,800.00	219.80	2,400.00
50800 - Water	446.01	416.67	(29.34)	4,920.34	3,750.03	(1,170.31)	5,000.00
Total Utility Expenses	11,660.62	12,575.01	914.39	120,642.09	113,175.09	(7,467.00)	150,900.00

Pool / Spa Expenses							
55100 - Pool / Spa: Service Contract	560.00	635.00	75.00	5,790.00	5,715.00	(75.00)	7,620.00
55300 - Pool / Spa: Supplies	654.58	333.33	(321.25)	4,206.15	2,999.97	(1,206.18)	4,000.00
55400 - Equipment Repairs	612.89	416.67	(196.22)	648.44	3,750.03	3,101.59	5,000.00
55500 - Health Department Fees	-	79.33	79.33	1,668.00	713.97	(954.03)	952.00
Total Pool / Spa Expenses	1,827.47	1,464.33	(363.14)	12,312.59	13,178.97	866.38	17,572.00

Landscape Expenses							
60100 - Landscape: Service Contract	15,752.58	15,752.58	-	142,486.12	141,773.22	(712.90)	189,030.94
60200 - Landscape: Extras	4,084.00	1,622.08	(2,461.92)	33,880.10	14,598.72	(19,281.38)	19,465.01
60300 - Landscape: Replacement	-	3,433.33	3,433.33	1,205.00	30,899.97	29,694.97	41,200.00
60540 - Landscape: Mulch	-	1,125.00	1,125.00	-	10,125.00	10,125.00	13,500.00
60800 - Irrigation: Repairs / Maintenance	2,072.00	4,320.00	2,248.00	52,064.00	38,880.00	(13,184.00)	51,840.00
61075 - Swans	-	62.50	62.50	170.00	562.50	392.50	750.00
61100 - Tree Trimming	779.00	2,829.08	2,050.08	44,012.00	25,461.72	(18,550.28)	33,949.00
Total Landscape Expenses	22,687.58	29,144.57	6,456.99	273,817.22	262,301.13	(11,516.09)	349,734.95

Contracts, Maint. & Repair Expenses							
70100 - Access Gate Repairs	85.00	625.00	540.00	10,284.11	5,625.00	(4,659.11)	7,500.00
70600 - Common Area: Maintenance	285.00	2,083.33	1,798.33	41,934.91	18,749.97	(23,184.94)	25,000.00

South Coast Shores Homeowners Association

Statement of Revenues and Expenses 3/1/2025 - 3/31/2025

	Current Period			Year To Date			Annual Budget
	Actual	Budget	Variance	Actual	Budget	Variance	
Operating Expense							
71400 - Fire Safety	-	143.33	143.33	756.00	1,289.97	533.97	1,720.00
72500 - Janitorial: Service Contract	-	1,197.00	1,197.00	9,771.00	10,773.00	1,002.00	14,364.00
72600 - Janitorial: Supplies	-	60.00	60.00	340.00	540.00	200.00	720.00
72700 - Keys & Locks	-	25.00	25.00	150.00	225.00	75.00	300.00
72900 - Lighting: Repairs / Supplies	1,043.00	333.33	(709.67)	5,571.58	2,999.97	(2,571.61)	4,000.00
73200 - Patrol Service	1,167.47	1,123.00	(44.47)	10,192.93	10,107.00	(85.93)	13,476.00
73300 - Pest & Rodent Control: Contract	281.00	260.00	(21.00)	2,529.00	2,340.00	(189.00)	3,120.00
73400 - Pest & Rodent Control: Extras	-	166.67	166.67	-	1,500.03	1,500.03	2,000.00
74600 - Street Sweeping	1,318.75	1,268.00	(50.75)	10,499.28	11,412.00	912.72	15,216.00
74915 - Waterscape Maintenance	-	2,100.00	2,100.00	17,673.01	18,900.00	1,226.99	25,200.00
Total Contracts, Maint. & Repair Expenses	4,180.22	9,384.66	5,204.44	109,701.82	84,461.94	(25,239.88)	112,616.00
General & Administrative Expenses							
80400 - Audit / Tax Returns	-	106.25	106.25	1,325.00	956.25	(368.75)	1,275.00
80500 - Collection / Bad Debt Expense	(490.50)	-	490.50	(644.43)	-	644.43	-
80600 - Bank Charges	.01	-	(.01)	87.01	-	(87.01)	-
80700 - Collection Expenses	250.00	166.67	(83.33)	1,202.77	1,500.03	297.26	2,000.00
81200 - Insurance	-	3,881.83	3,881.83	52,905.00	34,936.47	(17,968.53)	46,582.00
81700 - Insurance: Workers Comp	-	33.33	33.33	-	299.97	299.97	400.00
81900 - Legal Service	-	333.33	333.33	1,553.43	2,999.97	1,446.54	4,000.00
82400 - Operating Contingency	-	104.42	104.42	1,571.12	939.78	(631.34)	1,253.05
82600 - Printing / Mailing / Supplies	677.02	583.33	(93.69)	8,923.99	5,249.97	(3,674.02)	7,000.00
82700 - Professional Management: Contract	3,275.00	3,275.00	-	29,475.00	29,475.00	-	39,300.00
82800 - Miscellaneous Administration	501.00	208.33	(292.67)	2,306.40	1,874.97	(431.43)	2,500.00
83000 - Reserve Study	-	72.08	72.08	-	648.72	648.72	865.00
83100 - Tax: Federal	894.00	137.50	(756.50)	66.20	1,237.50	1,171.30	1,650.00
83200 - Tax: State	-	79.33	79.33	3,785.00	713.97	(3,071.03)	952.00
Total General & Administrative Expenses	5,106.53	8,981.40	3,874.87	102,556.49	80,832.60	(21,723.89)	107,777.05
Contributions to Reserves							
93600 - General Reserves	11,250.00	11,250.00	-	146,550.00	101,250.00	(45,300.00)	135,000.00
98990 - Interest	916.30	-	(916.30)	12,828.93	-	(12,828.93)	-
Total Contributions to Reserves	12,166.30	11,250.00	(916.30)	159,378.93	101,250.00	(58,128.93)	135,000.00
Total Expense	57,628.72	72,799.97	15,171.25	778,409.14	655,199.73	(123,209.41)	873,600.00
Operating Net Total	16,134.91	.03	16,134.88	(101,860.75)	.27	(101,861.02)	-
Net Total	16,134.91	.03	16,134.88	(101,860.75)	.27	(101,861.02)	-

South Coast Shores Homeowners Association

Reserve Summary For 3/1/2025 - 3/31/2025

	Beginning Balance	Contributions	Expenditures	Transfers	Ending Balance	Budget	Variance
33600 - General Reserves	773,088.72	11,250.00	-	-	784,338.72	11,250.00	-
38990 - Interest	11,912.63	916.30	-	-	12,828.93	-	916.30
Net Total	\$785,001.35	\$12,166.30	-	-	\$797,167.65	\$11,250.00	\$916.30

South Coast Shores Homeowners Association

Reserve Summary For 7/1/2024 - 3/31/2025

	Beginning Balance	Contributions	Expenditures	Transfers	Ending Balance	Budget	Variance
33600 - General Reserves	642,172.28	101,250.00	(4,383.56)	45,300.00	784,338.72	101,250.00	-
38990 - Interest	-	12,828.93	-	-	12,828.93	-	12,828.93
Net Total	\$642,172.28	\$114,078.93	(\$4,383.56)	(\$45,300.00)	\$797,167.65	\$101,250.00	\$12,828.93

South Coast Shores Homeowners Association

Summary Statement of Revenues and Expenses For 3/31/2025

	Jul	Aug	Sep	Oct	Nov	Dec	Jan	Feb	Mar	Apr	May	Jun	Total
Operating Income													
Revenue													
40100 - Assessments	72,800	72,800	72,800	72,800	72,800	72,800	72,800	72,800	72,800	-	-	-	655,200
40300 - Attorney Reimbursement Fees	-	-	1,003	-	-	-	-	-	-	-	-	-	1,003
40500 - Clubhouse Rental	-	400	-	-	375	-	525	-	-	-	-	-	1,300
40600 - Collection Fees	-	150	185	185	-	35	-	220	-	-	-	-	775
40800 - Interest Charges	4	2	(8)	4	-	2	-	8	2	-	-	-	14
40900 - Key Fees	-	50	25	-	-	-	-	-	-	-	-	-	75
41000 - Late Charges	60	18	(34)	50	-	30	10	50	10	-	-	-	194
41600 - Transmitters	35	35	140	130	-	105	35	-	35	-	-	-	515
41700 - Violation Fines	-	-	(100)	-	-	-	-	-	-	-	-	-	-100
44010 - Interest Income	1,296	4,391	1,371	1,445	1,521	1,424	1,487	3,706	917	-	-	-	17,557
Total Revenue	74,195	77,846	75,381	74,614	74,696	74,396	74,857	76,784	73,764	-	-	-	676,533
Total Income	74,195	77,846	75,381	74,614	74,696	74,396	74,857	76,784	73,764	-	-	-	676,533

Operating Expense

Utility Expenses													
50200 - Electricity	4,700	5,745	5,249	5,318	3,325	3,275	3,307	3,375	2,884	-	-	-	37,177
50300 - Gas	865	440	459	688	1,165	2,091	560	528	589	-	-	-	7,384
50400 - Refuse Removal	7,731	7,731	7,731	7,731	7,731	15,462	-	7,731	7,731	-	-	-	69,581
50700 - Telephone - Entry Gates	168	178	178	168	178	178	178	346	10	-	-	-	1,580
50800 - Water	1,114	-	484	-	465	-	484	1,926	446	-	-	-	4,920
Total Utility Expenses	14,578	14,094	14,102	13,904	12,863	21,006	4,529	13,906	11,661	-	-	-	120,642
Pool / Spa Expenses													
55100 - Pool / Spa: Service Contract	710	710	710	710	1,270	-	560	560	560	-	-	-	5,790
55300 - Pool / Spa: Supplies	593	575	784	977	622	-	-	-	655	-	-	-	4,206
55400 - Equipment Repairs	-	-	-	-	36	-	-	-	613	-	-	-	648
55500 - Health Department Fees	-	-	-	-	-	1,668	-	-	-	-	-	-	1,668
Total Pool / Spa Expenses	1,303	1,285	1,494	1,687	1,928	1,668	560	560	1,827	-	-	-	12,313

South Coast Shores Homeowners Association

Summary Statement of Revenues and Expenses For 3/31/2025

	Jul	Aug	Sep	Oct	Nov	Dec	Jan	Feb	Mar	Apr	May	Jun	Total
Operating Expense													
Landscape Expenses													
60100 - Landscape: Service Contract	15,147	15,753	15,753	17,071	15,753	15,753	15,753	15,753	15,753	-	-	-	142,486
60200 - Landscape: Extras	1,140	7,958	3,130	1,237	3,976	9,795	1,756	804	4,084	-	-	-	33,880
60300 - Landscape: Replacement	-	-	-	-	-	-	-	1,205	-	-	-	-	1,205
60800 - Irrigation: Repairs / Maintenance	1,574	2,749	651	2,081	2,458	37,905	1,422	1,152	2,072	-	-	-	52,064
61075 - Swans	170	-	-	-	-	-	-	-	-	-	-	-	170
61100 - Tree Trimming	5,700	-	2,430	-	1,170	33,933	-	-	779	-	-	-	44,012
Total Landscape Expenses	23,731	26,460	21,964	20,389	23,357	97,386	18,931	18,914	22,688	-	-	-	273,817
Contracts, Maint. & Repair Expenses													
70100 - Access Gate Repairs	228	665	2,125	2,115	440	3,615	541	470	85	-	-	-	10,284
70600 - Common Area: Maintenance	7,171	1,159	425	18,020	1,809	1,782	6,191	5,093	285	-	-	-	41,935
71400 - Fire Safety	-	-	-	-	-	-	756	-	-	-	-	-	756
72500 - Janitorial: Service Contract	1,232	1,287	1,232	1,197	1,197	1,197	1,197	1,232	-	-	-	-	9,771
72600 - Janitorial: Supplies	-	-	-	35	60	35	210	-	-	-	-	-	340
72700 - Keys & Locks	-	150	-	-	-	-	-	-	-	-	-	-	150
72900 - Lighting: Repairs / Supplies	1,895	1,011	657	-	-	-	-	966	1,043	-	-	-	5,572
73200 - Patrol Service	1,123	1,123	1,123	-	2,245	1,123	1,123	1,167	1,167	-	-	-	10,193
73300 - Pest & Rodent Control: Contract	281	281	281	281	281	281	281	281	281	-	-	-	2,529
74600 - Street Sweeping	1,268	1,319	1,319	-	1,319	1,319	1,319	1,319	1,319	-	-	-	10,499
74915 - Waterscape Maintenance	3,809	3,364	2,100	2,100	2,100	2,100	-	2,100	-	-	-	-	17,673
Total Contracts, Maint. & Repair Expenses	17,006	10,359	9,261	23,748	9,451	11,451	11,617	12,628	4,180	-	-	-	109,702
General & Administrative Expenses													
80400 - Audit / Tax Returns	-	-	-	1,325	-	-	-	-	-	-	-	-	1,325
80500 - Collection / Bad Debt Expense	-	-	-	-	-	-	-	(154)	(491)	-	-	-	-644
80600 - Bank Charges	25	6	-	25	-	-	25	6	-	-	-	-	87
80700 - Collection Expenses	-	221	171	186	250	30	65	30	250	-	-	-	1,203

South Coast Shores Homeowners Association

Summary Statement of Revenues and Expenses For 3/31/2025

	Jul	Aug	Sep	Oct	Nov	Dec	Jan	Feb	Mar	Apr	May	Jun	Total
Operating Expense													
81200 - Insurance	28,679	3,985	3,985	-	3,985	3,985	7,968	320	-	-	-	-	52,905
81900 - Legal Service	-	-	-	-	-	1,553	-	-	-	-	-	-	1,553
82400 - Operating Contingency	-	-	224	-	128	-	-	1,219	-	-	-	-	1,571
82600 - Printing / Mailing / Supplies	-	2,111	952	149	182	757	441	3,655	677	-	-	-	8,924
82700 - Professional Management: Contract	3,275	3,275	3,275	3,275	3,275	3,275	3,275	3,275	3,275	-	-	-	29,475
82800 - Miscellaneous Administration	-	627	151	151	151	423	151	151	501	-	-	-	2,306
83100 - Tax: Federal	-	-	-	(3,403)	309	894	1,372	-	894	-	-	-	66
83200 - Tax: State	-	830	2,015	400	-	540	-	-	-	-	-	-	3,785
Total General & Administrative Expenses	31,979	11,055	10,773	2,108	8,279	11,457	13,297	8,502	5,107	-	-	-	102,556
Contributions to Reserves													
93600 - General Reserves	11,250	11,250	56,550	11,250	11,250	11,250	11,250	11,250	11,250	-	-	-	146,550
98990 - Interest	1,296	1,364	1,370	1,445	1,521	1,424	1,487	1,990	916	-	-	-	12,814
Total Contributions to Reserves	12,546	12,614	57,920	12,695	12,771	12,674	12,737	13,240	12,166	-	-	-	159,364
Total Expense	101,142	75,866	115,515	74,532	68,649	155,641	61,670	67,750	57,629	-	-	-	778,394
Operating Net Total	(\$26,947)	\$1,980	(\$40,133)	\$82	\$6,047	(\$81,245)	\$13,187	\$9,034	\$16,135	-	-	-	(\$101,861)

South Coast Shores Homeowners Association

Summary Statement of Revenues and Expenses For 3/31/2025

	Jul	Aug	Sep	Oct	Nov	Dec	Jan	Feb	Mar	Apr	May	Jun	Total
Reserve Income													
Revenue													
44010 - Interest Income	15	-	-	-	-	-	-	-	-	-	-	-	15
Total Revenue	15	-	-	-	-	-	-	-	-	-	-	-	15
Total Income	15	-	-	-	-	-	-	-	-	-	-	-	15
Reserve Expense													
Contributions to Reserves													
98990 - Interest	15	-	-	-	-	-	-	-	-	-	-	-	15
Total Contributions to Reserves	15	-	-	-	-	-	-	-	-	-	-	-	15
Total Expense	15	-	-	-	-	-	-	-	-	-	-	-	15
Reserve Net Total	-	-	-	-	-	-	-	-	-	-	-	-	\$0
Net Total	(\$26,947)	\$1,980	(\$40,133)	\$82	\$6,047	(\$81,245)	\$13,187	\$9,034	\$16,135	-	-	-	(\$101,861)

South Coast Shores Homeowners Association

Summary Statement of Revenues and Expenses For 3/31/2025

	Apr	May	Jun	Jul	Aug	Sep	Oct	Nov	Dec	Jan	Feb	Mar	Total
Operating Income													
Revenue													
40100 - Assessments	72,800	72,800	72,800	72,800	72,800	72,800	72,800	72,800	72,800	72,800	72,800	72,800	873,600
40300 - Attorney Reimbursement Fees	-	-	-	-	-	1,003	-	-	-	-	-	-	1,003
40500 - Clubhouse Rental	-	-	-	-	400	-	-	375	-	525	-	-	1,300
40600 - Collection Fees	-	-	150	-	150	185	185	-	35	-	220	-	925
40800 - Interest Charges	2	6	5	4	2	(8)	4		2		8	2	28
40900 - Key Fees	-	-	25	-	50	25	-	-	-	-	-	-	100
41000 - Late Charges	40	40	50	60	18	(34)	50	-	30	10	50	10	324
41600 - Transmitters	70	-	35	35	35	140	130	-	105	35	-	35	620
41700 - Violation Fines	-	-	100	-	-	(100)	-	-	-	-	-	-	0
44010 - Interest Income	1,314	1,293	1,344	1,296	4,391	1,371	1,445	1,521	1,424	1,487	3,706	917	21,508
Total Revenue	74,226	74,139	74,509	74,195	77,846	75,381	74,614	74,696	74,396	74,857	76,784	73,764	899,407
Total Income	74,226	74,139	74,509	74,195	77,846	75,381	74,614	74,696	74,396	74,857	76,784	73,764	899,407

Operating Expense

Utility Expenses													
50200 - Electricity	2,905	2,903	3,332	4,700	5,745	5,249	5,318	3,325	3,275	3,307	3,375	2,884	46,317
50300 - Gas	730	1,379	1,011	865	440	459	688	1,165	2,091	560	528	589	10,504
50400 - Refuse Removal	7,293	7,293	7,293	7,731	7,731	7,731	7,731	7,731	15,462	-	7,731	7,731	91,460
50700 - Telephone - Entry Gates	168	168	178	168	178	178	168	178	178	178	346	10	2,094
50800 - Water	-	435	-	1,114	-	484	-	465	-	484	1,926	446	5,355
Total Utility Expenses	11,096	12,178	11,813	14,578	14,094	14,102	13,904	12,863	21,006	4,529	13,906	11,661	155,730
Pool / Spa Expenses													
55100 - Pool / Spa: Service Contract	560	560	710	710	710	710	710	1,270	-	560	560	560	7,620
55300 - Pool / Spa: Supplies	112	-	624	593	575	784	977	622	-	-	-	655	4,942
55400 - Equipment Repairs	785	-	2,310	-	-	-	-	36	-	-	-	613	3,743
55500 - Health Department Fees	-	-	-	-	-	-	-	-	1,668	-	-	-	1,668
Total Pool / Spa Expenses	1,457	560	3,644	1,303	1,285	1,494	1,687	1,928	1,668	560	560	1,827	17,973

South Coast Shores Homeowners Association

Summary Statement of Revenues and Expenses For 3/31/2025

	Apr	May	Jun	Jul	Aug	Sep	Oct	Nov	Dec	Jan	Feb	Mar	Total
Operating Expense													
Landscape Expenses													
60100 - Landscape: Service Contract	15,147	15,147	15,147	15,147	15,753	15,753	17,071	15,753	15,753	15,753	15,753	15,753	187,926
60200 - Landscape: Extras	2,889	1,420	1,159	1,140	7,958	3,130	1,237	3,976	9,795	1,756	804	4,084	39,348
60300 - Landscape: Replacement	-	-	-	-	-	-	-	-	-	-	1,205	-	1,205
60800 - Irrigation: Repairs / Maintenance	680	2,029	2,429	1,574	2,749	651	2,081	2,458	37,905	1,422	1,152	2,072	57,202
61075 - Swans	170	-	-	170	-	-	-	-	-	-	-	-	340
61100 - Tree Trimming	-	-	5,700	5,700	-	2,430	-	1,170	33,933	-	-	779	49,712
Total Landscape Expenses	18,886	18,596	24,435	23,731	26,460	21,964	20,389	23,357	97,386	18,931	18,914	22,688	335,733
Contracts, Maint. & Repair Expenses													
70100 - Access Gate Repairs	-	560	-	228	665	2,125	2,115	440	3,615	541	470	85	10,844
70600 - Common Area: Maintenance	2,102	584	235	7,171	1,159	425	18,020	1,809	1,782	6,191	5,093	285	44,856
71400 - Fire Safety	-	-	-	-	-	-	-	-	-	756	-	-	756
72500 - Janitorial: Service Contract	1,197	1,232	1,197	1,232	1,287	1,232	1,197	1,197	1,197	1,197	1,232	-	13,397
72600 - Janitorial: Supplies	450	-	35	-	-	-	35	60	35	210	-	-	825
72700 - Keys & Locks	-	-	-	-	150	-	-	-	-	-	-	-	150
72900 - Lighting: Repairs / Supplies	3,141	2,151	595	1,895	1,011	657	-	-	-	-	966	1,043	11,459
73200 - Patrol Service	1,123	1,123	1,123	1,123	1,123	1,123	-	2,245	1,123	1,123	1,167	1,167	13,561
73300 - Pest & Rodent Control: Contract	260	260	281	281	281	281	281	281	281	281	281	281	3,330
73400 - Pest & Rodent Control: Extras	1,435	3,425	-	-	-	-	-	-	-	-	-	-	4,860
74600 - Street Sweeping	1,268	1,268	1,268	1,268	1,319	1,319	-	1,319	1,319	1,319	1,319	1,319	14,303
74915 - Waterscape Maintenance	2,100	5,694	2,100	3,809	3,364	2,100	2,100	2,100	2,100	-	2,100	-	27,567
Total Contracts, Maint. & Repair Expenses	13,076	16,297	6,833	17,006	10,359	9,261	23,748	9,451	11,451	11,617	12,628	4,180	145,908
General & Administrative Expenses													
80400 - Audit / Tax Returns	-	-	-	-	-	-	1,325	-	-	-	-	-	1,325
80500 - Collection / Bad Debt Expense	-	-	-	-	-	-	-	-	-	-	(154)	(491)	-644
80600 - Bank Charges	25	-	-	25	6	-	25	-	-	25	6	-	112

South Coast Shores Homeowners Association

Summary Statement of Revenues and Expenses For 3/31/2025

	Apr	May	Jun	Jul	Aug	Sep	Oct	Nov	Dec	Jan	Feb	Mar	Total
Operating Expense													
80700 - Collection Expenses	83	10	63	-	221	171	186	250	30	65	30	250	1,359
81200 - Insurance	-	-	1,191	28,679	3,985	3,985	-	3,985	3,985	7,968	320	-	54,096
81900 - Legal Service	-	-	-	-	-	-	-	-	1,553	-	-	-	1,553
82400 - Operating Contingency	-	104	-	-	-	224	-	128	-	-	1,219	-	1,676
82600 - Printing / Mailing / Supplies	1,176	647	220	-	2,111	952	149	182	757	441	3,655	677	10,968
82700 - Professional Management: Contract	3,226	3,226	3,226	3,275	3,275	3,275	3,275	3,275	3,275	3,275	3,275	3,275	39,153
82800 - Miscellaneous Administration	727	151	151	-	627	151	151	151	423	151	151	501	3,335
83100 - Tax: Federal	-	-	241	-	-	-	(3,403)	309	894	1,372	-	894	307
83200 - Tax: State	-	150	-	-	830	2,015	400	-	540	-	-	-	3,935
Total General & Administrative Expenses	5,238	4,289	5,092	31,979	11,055	10,773	2,108	8,279	11,457	13,297	8,502	5,107	117,175
Contributions to Reserves													
93600 - General Reserves	11,250	11,250	11,250	11,250	11,250	56,550	11,250	11,250	11,250	11,250	11,250	11,250	180,300
98990 - Interest	1,314	1,292	1,344	1,296	1,364	1,370	1,445	1,521	1,424	1,487	1,990	916	16,764
Total Contributions to Reserves	12,564	12,542	12,594	12,546	12,614	57,920	12,695	12,771	12,674	12,737	13,240	12,166	197,064
Total Expense	62,316	64,462	64,411	101,142	75,866	115,515	74,532	68,649	155,641	61,670	67,750	57,629	969,583
Operating Net Total	\$11,910	\$9,677	\$10,098	(\$26,947)	\$1,980	(\$40,133)	\$82	\$6,047	(\$81,245)	\$13,187	\$9,034	\$16,135	(\$70,176)

South Coast Shores Homeowners Association

Summary Statement of Revenues and Expenses For 3/31/2025

	Apr	May	Jun	Jul	Aug	Sep	Oct	Nov	Dec	Jan	Feb	Mar	Total
Reserve Income													
Revenue													
44010 - Interest Income	-	-	-	15	-	-	-	-	-	-	-	-	15
Total Revenue	-	-	-	15	-	-	-	-	-	-	-	-	15
Total Income	-	-	-	15	-	-	-	-	-	-	-	-	15
Reserve Expense													
Contributions to Reserves													
98990 - Interest	-	-	-	15	-	-	-	-	-	-	-	-	15
Total Contributions to Reserves	-	-	-	15	-	-	-	-	-	-	-	-	15
Total Expense	-	-	-	15	-	-	-	-	-	-	-	-	15
Reserve Net Total	-	-	-	-	-	-	-	-	-	-	-	-	\$0
Net Total	\$11,910	\$9,677	\$10,098	(\$26,947)	\$1,980	(\$40,133)	\$82	\$6,047	(\$81,245)	\$13,187	\$9,034	\$16,135	(\$70,176)

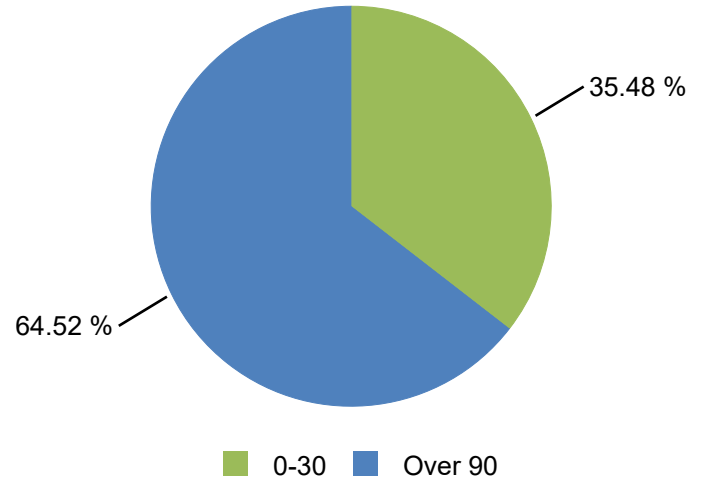
South Coast Shores Homeowners Association

AR Aging - 3/31/2025

SUMMARY

Charge	Balance
CC&R Violation Fine (3)	\$550.00
Collection Fee (1)	\$150.00
Late Fee (3)	\$49.57
Late Interest (1)	\$6.00
Monthly Assessment (1)	\$400.00
Total	\$1,155.57

DISTRIBUTION



Property	0-30	Over 30	Over 60	Over 90	Balance
99242093 - 1901 W West Wind - Flores	\$410.00	-	-	-	\$410.00
Monthly Assessment	\$400.00	-	-	-	\$400.00
Late Fee	\$10.00	-	-	-	\$10.00
99224335 - 1914 Bay Crest St - Gilmour Trust	-	-	-	\$300.00	\$300.00
CC&R Violation Fine	-	-	-	\$300.00	\$300.00
99224284 - 1903 Bay Crest St - Beam	-	-	-	\$200.00	\$200.00
CC&R Violation Fine	-	-	-	\$200.00	\$200.00
99224434 - 3607 S Ocean Crst - Savala Trustee	-	-	-	\$186.00	\$186.00
Coll Status: Small Balance Reminder	-	-	-	\$186.00	\$186.00
Late Fee	-	-	-	\$30.00	\$30.00
Collection Fee	-	-	-	\$150.00	\$150.00
Late Interest	-	-	-	\$6.00	\$6.00
99224296 - 3612 S Sea Breeze - 3612 S Sea Breeze LLC	-	-	-	\$50.00	\$50.00
CC&R Violation Fine	-	-	-	\$50.00	\$50.00
99224352 - 1917 Bay Crest St - Hansen	-	-	-	\$9.57	\$9.57
Late Fee	-	-	-	\$9.57	\$9.57
Total:	\$410.00	\$0.00	\$0.00	\$745.57	\$1,155.57
Property Count:	1	0	0	5	

(*** indicates previous owners)

South Coast Shores Homeowners Association

Pre Paid Homeowners For 3/31/2025

Account	Property	Owner Name	Credit Amount
99224375	3704 S Sea Clf	Harriet Ducot	1,200.00
99224560	2006 W Summer Wind	Graciela L Garcia	1,109.00
99224506	3614 S Sea Breeze	David Lee Perry	800.00
99224305	3702 S Sea Breeze	Pamela Ann Probst Trustee	632.00
99224279	1902 Bay Crest St	Glenda Jeanette Sapp Trustee Etal	400.00
99224460	1903 W West Wind	Charles L Greenburg Trust	400.00
99224295	1905 Bay Crest St	Bruce Beckman Successor Trustee	400.00
99224331	1913 Bay Crest St	Edwards Family Trust	400.00
99224454	1915 W Wakeham Pl	Sally A Day	400.00
99224356	1918 Bay Crest St	Angelo J Fazio	400.00
99224347	1918 W West Wind	William R Marlowe	400.00
99245537	1919 Bay Crest St	Justin Wallace Chi	400.00
99224585	2011 W Summer Wind	Michael Preciado	400.00
99224606	2015 W Summer Wind	Anthony Lonia	400.00
99254461	2015 W West Wind	Mary Diane Schenker	400.00
99230522	2016 W West Wind	Brian Patrick Burke	400.00
99224619	2017 W West Wind	David B Miles	400.00
99224362	2020 W Summer Wind	Chikouang Huang	400.00
99245992	2021 W Summer Wind	Hong Chee Tan	400.00
99224639	2021 W West Wind	Christine J Aichelman Trustee	400.00
99224429	3605 S Ocean Crst	James E Marlin II	400.00
99224495	3608 S Sea Breeze	Konstantina Polychronopoulos	400.00
99224394	3708 S Sea Clf	Robert C Boullon	400.00
99224459	3709 S Ocean Crst	Michael Christiansen	400.00
99224314	1909 Bay Crest St	Nelson Gustavo Lopez	379.40
99224426	1905 W Wakeham Pl	John M Buckley	290.72
Total			12,411.12

(*** indicates previous owners)

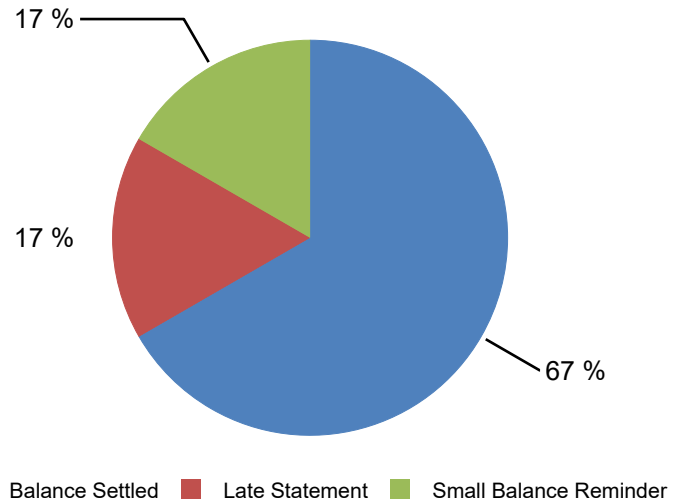
South Coast Shores Homeowners Association

Collection Report - Detail for 3/1/2025 - 3/31/2025

SUMMARY

Balance Settled	4
Late Statement	1
Small Balance Reminder	1
Total	6

TOP DISTRIBUTION BY STATUS



Small Balance Reminder (Total Count = 1)

3607 S Ocean Crst		Small Balance Reminder	Current Balance: \$186.00
Lydia M Savala Trustee		Last Payment Date/Amount:	03-05-2025 / (\$400.00)
XN: 4169598 Acct: 99224434			
8/31/2024	System	Late Statement	
10/1/2024	System	Review Account - Intent to Lien	
10/1/2024	Crystal Muniz	Small Balance Reminder (HUFD)	
10/1/2024	Crystal Muniz	Review Account - Intent to Lien	
10/2/2024	Crystal Muniz	Intent to Lien Letter to Owner(s)	
10/2/2024	Crystal Muniz	Resolution to Lien	
10/2/2024	Crystal Muniz	Intent to Lien	
10/31/2024	Paul Kardos	Small Balance Reminder (HUFD)	
11/20/2024	System	Small Balance Reminder	
12/21/2024	System	Small Balance Reminder	
1/21/2025	System	Small Balance Reminder	
2/21/2025	System	Small Balance Reminder	
3/24/2025	System	Small Balance Reminder	

Balance Settled (Total Count = 4)

3702 S Sea Breeze		Balance Settled	Current Balance: \$0.00
Pamela Ann Probst Trustee		Last Payment Date/Amount:	02-28-2025 / (\$2,400.00)
XN: 4745300 Acct: 99224305			
1/22/2025	System	Late Statement	
2/22/2025	System	Review Account - Intent to Lien	
2/24/2025	Crystal Muniz	Intent to Lien Letter to Owner(s)	
2/24/2025	Crystal Muniz	Resolution to Lien	
2/24/2025	Crystal Muniz	Intent to Lien	
3/1/2025	Paul Kardos	Balance Settled	

South Coast Shores Homeowners Association

Collection Report - Detail for 3/1/2025 - 3/31/2025

1918 W West Wind	Balance Settled	Current Balance: \$0.00
William R Marlowe	Last Payment Date/Amount:	03-31-2025 / (\$400.00)
XN: 4866369 Acct: 99224347		

2/20/2025	System	Late Statement
-----------	--------	----------------

3/7/2025	System	Balance Settled
----------	--------	-----------------

3722 S Sea Clf	Balance Settled	Current Balance: \$0.00
Rosalind G Greiner	Last Payment Date/Amount:	03-11-2025 / (\$872.00)
XN: 4943107 Acct: 99224448		

3/9/2025	System	Late Statement
----------	--------	----------------

3/11/2025	System	Balance Settled
-----------	--------	-----------------

2015 W West Wind	Balance Settled	Current Balance: \$0.00
Mary Diane Schenker	Last Payment Date/Amount:	03-29-2025 / (\$400.00)
XN: 4976801 Acct: 99254461		

3/20/2025	System	Late Statement
-----------	--------	----------------

3/21/2025	System	Balance Settled
-----------	--------	-----------------

Late Statement (Total Count = 1)

1901 W West Wind	Late Statement	Current Balance: \$410.00
Catalina L Flores	Last Payment Date/Amount:	02-06-2025 / (\$400.00)
XN: 4976800 Acct: 99242093		

3/20/2025	System	Late Statement
-----------	--------	----------------

4/10/2025	System	Balance Settled
-----------	--------	-----------------

South Coast Shores Homeowners Association

Cash Disbursement - 3/31/2025

Date	CheckNo	Description	Amount
10100 - Pacific Premier Bank Op			
3/1/2025	ACH	Optimum Professional Property Management (OPPM) Inv # 4901926	3,275.00
		82700 - Professional Management: Contract - Management Fee	3,275.00
3/6/2025	ACH	California Gate & Entry Systems Inv # 202670	85.00
		70100 - Access Gate Repairs - C.G. Systems, LLC - Monthly Phone Programming	85.00
3/6/2025	Check 2738	Relentless Land Care Inv # 17157	15,752.58
		60100 - Landscape: Service Contract - Monthly Landscape Maint	15,752.58
3/6/2025	Check 2738	Relentless Land Care Inv # 17200	250.00
		60200 - Landscape: Extras - Plant Material	250.00
3/6/2025	Check 2738	Relentless Land Care Inv # 17196	1,300.00
		60200 - Landscape: Extras - Dec 2024 Extras	1,300.00
3/6/2025	Check 2738	Relentless Land Care Inv # 16855	343.00
		60200 - Landscape: Extras - Removal of Bender Boards	343.00
3/6/2025	Check 2738	Relentless Land Care Inv # 17206	450.00
		60200 - Landscape: Extras - Removal of Bender Boards	450.00
3/6/2025	Check 2738	Relentless Land Care Inv # 17271	62.00
		60800 - Irrigation: Repairs / Maintenance - Irrigation Repair	62.00
3/6/2025	Check 2738	Relentless Land Care Inv # 17158	1,318.75
		74600 - Street Sweeping - Monthly Sweeping Svc	1,318.75
3/6/2025	Check 2739	Cal Sparkle Pool Inc Inv # 5/74251	654.58
		55300 - Pool / Spa: Supplies - Pool Supplies	654.58
3/6/2025	Check 2739	Cal Sparkle Pool Inc Inv # 5/74266	612.89
		55400 - Equipment Repairs - Pump Room Repair	612.89
3/6/2025	Check 2739	Cal Sparkle Pool Inc Inv # 5/73551	560.00
		55100 - Pool / Spa: Service Contract - Monthly Pool Svc	560.00
3/6/2025	Check 2740	Severson Plumbing Services Inc. Inv # 321675	285.00
		70600 - Common Area: Maintenance - Mens Urinal Repair	285.00
3/6/2025	Check 2741	Newport Exterminating Inv # 990974	281.00
		73300 - Pest & Rodent Control: Contract - Newport Exterminating Inc. - Monthly Rodent Control	281.00
3/6/2025	Check 2742	Patrol Masters Security Services, Inc. Inv # 127393	1,167.47
		73200 - Patrol Service - Monthly Patrol Svc	1,167.47

South Coast Shores Homeowners Association

Cash Disbursement - 3/31/2025

Date	CheckNo	Description	Amount
3/9/2025	Transfer Out	Transfer to Pacific Premier Bank MMA	11,250.00
	14100 - Pacific Premier Bank MMA x1195 - Transfer from Pacific Premier Bank Op		11,250.00
3/9/2025	Auto Draft	SCE Inv # 20250227	2,884.49
	50200 - Electricity - Monthly electric		2,884.49
3/10/2025	Auto Draft	SoCal Gas Inv # 20250228	588.95
	50300 - Gas - Monthly Gas Bill		588.95
3/12/2025	Auto Draft	Internal Revenue Service Inv # 20250303	894.00
	83100 - Tax: Federal - Financial Agent, Federal Tax Deposit Processing - Federal Tax Payment		894.00
3/13/2025	Check 2743	Relentless Land Care Inv # 17344	950.00
	60200 - Landscape: Extras - 1922 West Wind		950.00
3/13/2025	Check 2743	Relentless Land Care Inv # 17237	250.00
	60200 - Landscape: Extras - Plant Fill - MacArthur Entrance		250.00
3/13/2025	Check 2743	Relentless Land Care Inv # 17345	121.00
	60200 - Landscape: Extras - 3703 Sea Cliff		121.00
3/13/2025	Check 2743	Relentless Land Care Inv # 17338	120.00
	60200 - Landscape: Extras - Haul away debris		120.00
3/13/2025	Check 2743	Relentless Land Care Inv # 17298	300.00
	60200 - Landscape: Extras - 3717 Sea Cliff		300.00
3/13/2025	Check 2743	Relentless Land Care Inv # 17341	779.00
	61100 - Tree Trimming - Tree Removal		779.00
3/14/2025	Misc Check	Doorking Inc. - Doorking Autopay	187.80
	50700 - Telephone - Entry Gates - Doorking Inc. - Monthly Doorking		187.80
3/19/2025	Auto Draft	City of Santa Ana Inv # 20250227	446.01
	50800 - Water - Monthly water		446.01
3/19/2025	ACH	Optimum Professional Property Management (OPPM) Inv # 49961	1,428.02
	80700 - Collection Expenses - Fees		250.00
	82600 - Printing / Mailing / Supplies - supplies		677.02
	82800 - Miscellaneous Administration - administration		501.00
3/19/2025	Check 2744	Republic Services Inv # 616-000335157	7,731.17
	50400 - Refuse Removal - Monthly Refuse		7,731.17
3/26/2025	Check 2745	Relentless Land Care Inv # 17357	210.00
	60800 - Irrigation: Repairs / Maintenance - Irrigation Repair		210.00

South Coast Shores Homeowners Association

Cash Disbursement - 3/31/2025

Date	CheckNo	Description	Amount
3/26/2025	Check 2745	Relentless Land Care Inv # 17355	800.00
	60800 - Irrigation: Repairs / Maintenance - Irrigation Mainline Repair		800.00
3/26/2025	Check 2745	Relentless Land Care Inv # 17356	1,000.00
	60800 - Irrigation: Repairs / Maintenance - Main Line Repair		1,000.00
3/26/2025	Check 2746	Tri-county Lighting Services Corp Inv # 164737	573.09
	72900 - Lighting: Repairs / Supplies - Light Repair		573.09
3/26/2025	Check 2746	Tri-county Lighting Services Corp Inv # 164720	469.91
	72900 - Lighting: Repairs / Supplies - Light Repairs		469.91
Total			57,380.71

10310 - Comerica Bank

3/24/2025	Misc Check	Comerica Bank - AIMMA PURCHASE	0.01
	80600 - Bank Charges - Comerica Bank		0.01
Total			0.01

South Coast Shores Homeowners Association

GL Trial Balance For 3/1/2025 - 3/31/2025

			Beginning Balance	Current Debit	Credit	Ending Balance
10100 - Pacific Premier Bank Op x0834			164,074.16	82,062.60	64,348.51	181,788.25
Date	Description		Debit	Credit	Type	
03/01/2025	4901926 - Optimum Professional Property Management (OPPM) - Management Fee		-	3,275.00	Invoice	
03/01/2025	Batched	eCheck	1,600.00	-	Owner Payment	
03/01/2025	Batched	Credit Distribution	5,600.00	5,600.00	Credit Distribution	
03/02/2025	Batched	Credit Distribution	1,200.00	1,200.00	Credit Distribution	
03/03/2025		Credit Card	400.00	-	Owner Payment	
03/03/2025	Batched	eCheck	800.00	-	Owner Payment	
03/03/2025	Batched	Check	5,235.00	-	Owner Payment	
03/04/2025		eCheck	400.00	-	Owner Payment	
03/04/2025	Batched	Check	4,000.00	-	Owner Payment	
03/05/2025	Batched	eCheck	1,200.00	-	Owner Payment	
03/05/2025	Batched	Check	3,600.00	-	Owner Payment	
03/05/2025	Batched	ACH	39,200.00	-	Owner Payment	
03/06/2025		127393 - Patrol Masters Security Services, Inc. - Monthly Patrol Svc	-	1,167.47	Invoice	
03/06/2025		17157 - Relentless Land Care - Monthly Landscape Maint	-	15,752.58	Invoice	
03/06/2025		17158 - Relentless Land Care - Monthly Sweeping Svc	-	1,318.75	Invoice	
03/06/2025		17200 - Relentless Land Care - Plant Material	-	250.00	Invoice	
03/06/2025		16855 - Relentless Land Care - Removal of Bender Boards	-	343.00	Invoice	
03/06/2025		17206 - Relentless Land Care - Removal of Bender Boards	-	450.00	Invoice	
03/06/2025	Batched	Check	2,400.00	-	Owner Payment	
03/06/2025		990974 - Newport Exterminating Inc. - Monthly Rodent Control	-	281.00	Invoice	
03/06/2025		5/74251 - Cal Sparkle Pool Inc - Pool Supplies	-	654.58	Invoice	
03/06/2025		321675 - Severson Plumbing Services Inc. - Mens Urinal Repair	-	285.00	Invoice	
03/06/2025		17196 - Relentless Land Care - Dec 2024 Extras	-	1,300.00	Invoice	
03/06/2025		5/73551 - Cal Sparkle Pool Inc - Monthly Pool Svc	-	560.00	Invoice	
03/06/2025		5/74266 - Cal Sparkle Pool Inc - Pump Room Repair	-	612.89	Invoice	
03/06/2025		17271 - Relentless Land Care - Irrigation Repair	-	62.00	Invoice	
03/06/2025		202670 - C.G. Systems, LLC - Monthly Phone Programming	-	85.00	Invoice	
03/07/2025	Batched	eCheck	800.00	-	Owner Payment	
03/07/2025	Batched	Check	800.00	-	Owner Payment	
03/09/2025		Transfer to Pacific Premier Bank MMA	-	11,250.00	Transfer	
03/09/2025		20250227 - SCE - Monthly electric	-	2,884.49	Invoice	
03/10/2025		eCheck	400.00	-	Owner Payment	
03/10/2025		20250228 - SoCal Gas - Monthly Gas Bill	-	588.95	Invoice	
03/10/2025	Batched	Check	2,800.00	-	Owner Payment	
03/11/2025	Batched	Check	2,000.00	-	Owner Payment	
03/11/2025	Batched	ACH Plan	872.00	-	Owner Payment	

South Coast Shores Homeowners Association

GL Trial Balance For 3/1/2025 - 3/31/2025

		Beginning Balance	Current		Ending Balance
			Debit	Credit	
10100 - Pacific Premier Bank Op x0834		164,074.16	82,062.60	64,348.51	181,788.25
Date		Description	Debit	Credit	Type
03/12/2025		20250303 - Financial Agent, Federal Tax Deposit Processing - Federal Tax Payment	-	894.00	Invoice
03/13/2025		17344 - Relentless Land Care - 1922 West Wind	-	950.00	Invoice
03/13/2025		17345 - Relentless Land Care - 3703 Sea Cliff	-	121.00	Invoice
03/13/2025		17298 - Relentless Land Care - 3717 Sea Cliff	-	300.00	Invoice
03/13/2025		17237 - Relentless Land Care - Plant Fill - MacArthur Entrance	-	250.00	Invoice
03/13/2025		17341 - Relentless Land Care - Tree Removal	-	779.00	Invoice
03/13/2025		17338 - Relentless Land Care - Haul away debris	-	120.00	Invoice
03/13/2025		eCheck	400.00	-	Owner Payment
03/13/2025		Check	400.00	-	Owner Payment
03/14/2025		Doorking Inc. - Monthly Doorking	-	187.80	Invoice
03/15/2025		eCheck	400.00	-	Owner Payment
03/19/2025		2456185 - Doorking Inc. - monthly doorking	-	167.80	Invoice
03/19/2025		49961 - Optimum Professional Property Management (OPPM) - administration	-	501.00	Invoice
03/19/2025		49961 - Optimum Professional Property Management (OPPM) - supplies	-	677.02	Invoice
03/19/2025		49961 - Optimum Professional Property Management (OPPM) - Fees	-	250.00	Invoice
03/19/2025		616-000335157 - Republic Services - Monthly Refuse	-	7,731.17	Invoice
03/19/2025		20250227 - City of Santa Ana - Monthly water	-	446.01	Invoice
03/19/2025		Check	400.00	-	Owner Payment
03/20/2025		eCheck	400.00	-	Owner Payment
03/20/2025	Batched	Credit Card	410.00	-	Owner Payment
03/25/2025		eCheck	400.00	-	Owner Payment
03/26/2025		164720 - Tri-county Lighting Services Corp - Light Repairs	-	469.91	Invoice
03/26/2025		17356 - Relentless Land Care - Main Line Repair	-	1,000.00	Invoice
03/26/2025		164737 - Tri-county Lighting Services Corp - Light Repair	-	573.09	Invoice
03/26/2025		17357 - Relentless Land Care - Irrigation Repair	-	210.00	Invoice
03/26/2025		17355 - Relentless Land Care - Irrigation Mainline Repair	-	800.00	Invoice
03/26/2025		Check	400.00	-	Owner Payment
03/27/2025	Batched	Check	800.00	-	Owner Payment
03/28/2025		Check	400.00	-	Owner Payment
03/29/2025		Credit Card	400.00	-	Owner Payment
03/31/2025		2434927 - Doorking Inc. - Monthly internet	177.80	-	Invoice
03/31/2025		2456185 - Doorking Inc. - monthly doorking	167.80	-	Invoice
03/31/2025	Batched	eCheck	800.00	-	Owner Payment
03/31/2025	Batched	Check	2,800.00	-	Owner Payment

South Coast Shores Homeowners Association

GL Trial Balance For 3/1/2025 - 3/31/2025

			Beginning Balance	Current Debit	Credit	Ending Balance
10310 - Comerica Op x0425			1,745.20	0.23	0.01	1,745.42
Date	Description		Debit	Credit	Type	
03/01/2025	March Interest		.23	-	GL Entry	
03/24/2025	Comerica Bank		-	.01	Invoice	
10704 - Comerica - Clear Fork Bank Mat. 08-28-25 4.3% 6 Months			74,000.00	-	-	74,000.00
Date	Description		Debit	Credit	Type	
11150 - Accounts Receivable			1,646.07	72,859.10	73,349.60	1,155.57
Date	Description		Debit	Credit	Type	
03/01/2025	Batched	Late Interest	4.10	-	Owner Charge	
03/01/2025	Batched	Monthly Assessment	72,800.00	-	Owner Charge	
03/01/2025	Batched	eCheck	-	1,600.00	Owner Payment	
03/01/2025	Batched	Credit Distribution	-	5,600.00	Credit Distribution	
03/02/2025	Batched	Credit Distribution	-	1,200.00	Credit Distribution	
03/03/2025		Gate Remote Fee	35.00	-	Owner Charge	
03/03/2025	Batched	eCheck	-	800.00	Owner Payment	
03/03/2025	Batched	Check	-	5,235.00	Owner Payment	
03/03/2025		Credit Card	-	400.00	Owner Payment	
03/03/2025	Batched	Adjustment Reverse Late Fee	-	12.00	Adjustment	
03/04/2025		eCheck	-	400.00	Owner Payment	
03/04/2025	Batched	Check	-	4,000.00	Owner Payment	
03/05/2025	Batched	Check	-	3,600.00	Owner Payment	
03/05/2025	Batched	eCheck	-	800.00	Owner Payment	
03/05/2025	Batched	ACH	-	39,200.00	Owner Payment	
03/06/2025	Batched	Check	-	2,000.00	Owner Payment	
03/07/2025	Batched	eCheck	-	800.00	Owner Payment	
03/07/2025	Batched	Check	-	800.00	Owner Payment	
03/10/2025		eCheck	-	400.00	Owner Payment	
03/10/2025	Batched	Check	-	2,800.00	Owner Payment	
03/11/2025	Batched	Check	-	2,000.00	Owner Payment	
03/11/2025	Batched	ACH Plan	-	872.00	Owner Payment	
03/13/2025		eCheck	-	400.00	Owner Payment	
03/16/2025	Batched	Late Fee	20.00	-	Owner Charge	
03/20/2025	Batched	Credit Card	-	410.00	Owner Payment	
03/31/2025	Batched	Check	-	20.60	Owner Payment	

South Coast Shores Homeowners Association

GL Trial Balance For 3/1/2025 - 3/31/2025

		Beginning Balance	Current		Ending Balance
			Debit	Credit	
11190 - Less Allowance For Past Due Accts		-1,646.07	490.50	-	-1,155.57
Date	Description		Debit	Credit	Type
03/31/2025	Adj Allowance		490.50	-	GL Entry
14100 - Pacific Premier Bank MMA x1195		166,744.16	11,302.07	-	178,046.23
Date	Description		Debit	Credit	Type
03/09/2025	Transfer from Pacific Premier Bank Op		11,250.00	-	Transfer
03/31/2025	March Interest		52.07	-	GL Entry
14200 - FCB MMA x2212		60,417.62	10.05	-	60,427.67
Date	Description		Debit	Credit	Type
03/01/2025	March Interest		10.05	-	GL Entry
14210 - First Foundation MMA x1197		10,078.90	8.56	-	10,087.46
Date	Description		Debit	Credit	Type
03/01/2025	March Interest		8.56	-	GL Entry
14300 - Banc of CA MMA x5433 - UNCLAIMED PROPERTY		125,811.12	-	-	125,811.12
Date	Description		Debit	Credit	Type
15050 - First Foundation x7973 Mat.03-01-2026 3.440 % 13mths		169,213.77	-	-	169,213.77
Date	Description		Debit	Credit	Type
15055 - Alliance x2689 Mat. 08-17-2025 4.4% 11mths		103,605.34	343.35	-	103,948.69
Date	Description		Debit	Credit	Type
03/01/2025	March Interest		343.35	-	GL Entry
15070 - First Foundation x7797 Mat. 12-14-2025 4.16% 13mths		102,894.31	328.87	-	103,223.18
Date	Description		Debit	Credit	Type
03/01/2025	March Interest		328.87	-	GL Entry

South Coast Shores Homeowners Association

GL Trial Balance For 3/1/2025 - 3/31/2025

		Beginning Balance	Current		Ending Balance
			Debit	Credit	
15097 - First Foundation x5354 Mat. 06-17-2025 4.88% 9mths		46,236.13	173.40	-	46,409.53
Date	Description		Debit	Credit	Type
03/01/2025	March Interest		173.40	-	GL Entry
20200 - Accrued Expenses		-15.00	-	-	-15.00
Date	Description		Debit	Credit	Type
21120 - Deposits: Clubhouse		-775.00	-	-	-775.00
Date	Description		Debit	Credit	Type
21500 - Prepaid Assessments		-10,831.72	6,800.00	8,379.40	-12,411.12
Date	Description		Debit	Credit	Type
03/01/2025	Batched Credit Distribution		5,600.00	-	Credit Distribution
03/02/2025	Batched Credit Distribution		1,200.00	-	Credit Distribution
03/05/2025	eCheck		-	400.00	Owner Payment
03/06/2025	Check		-	400.00	Owner Payment
03/13/2025	Check		-	400.00	Owner Payment
03/15/2025	eCheck		-	400.00	Owner Payment
03/19/2025	Check		-	400.00	Owner Payment
03/20/2025	eCheck		-	400.00	Owner Payment
03/25/2025	eCheck		-	400.00	Owner Payment
03/26/2025	Check		-	400.00	Owner Payment
03/27/2025	Batched Check		-	800.00	Owner Payment
03/28/2025	Check		-	400.00	Owner Payment
03/29/2025	Credit Card		-	400.00	Owner Payment
03/31/2025	Batched eCheck		-	800.00	Owner Payment
03/31/2025	Batched Check		-	2,779.40	Owner Payment
33600 - General Reserves		-773,088.72	-	11,250.00	-784,338.72
Date	Description		Debit	Credit	Type
03/09/2025	Monthly Reserve Contribution		-	11,250.00	GL Entry
38990 - Interest		-11,912.63	-	916.30	-12,828.93
Date	Description		Debit	Credit	Type
03/01/2025	Batched March Interest		-	864.23	GL Entry

South Coast Shores Homeowners Association

GL Trial Balance For 3/1/2025 - 3/31/2025

		Beginning Balance	Current		Ending Balance
			Debit	Credit	
38990 - Interest		-11,912.63	-	916.30	-12,828.93
Date	Description		Debit	Credit	Type
03/31/2025	March Interest		-	52.07	GL Entry
39900 - Prior Year Surplus (Deficit)		-346,193.30	-	-	-346,193.30
Date	Description		Debit	Credit	Type
40100 - Assessments		-582,400.00	-	72,800.00	-655,200.00
Date	Description		Debit	Credit	Type
03/01/2025	Batched Monthly Assessment		-	72,800.00	Owner Charge
40300 - Attorney Reimbursement Fees		-1,002.71	-	-	-1,002.71
Date	Description		Debit	Credit	Type
40500 - Clubhouse Rental		-1,300.00	-	-	-1,300.00
Date	Description		Debit	Credit	Type
40600 - Collection Fees		-775.00	-	-	-775.00
Date	Description		Debit	Credit	Type
40800 - Interest Charges		-12.25	2.00	4.10	-14.35
Date	Description		Debit	Credit	Type
03/01/2025	Batched Late Interest		-	4.10	Owner Charge
03/03/2025	Adjustment Reverse Late Fee		2.00	-	Adjustment
40900 - Key Fees		-75.00	-	-	-75.00
Date	Description		Debit	Credit	Type
41000 - Late Charges		-184.00	10.00	20.00	-194.00
Date	Description		Debit	Credit	Type
03/03/2025	Adjustment Reverse Late Fee		10.00	-	Adjustment
03/16/2025	Batched Late Fee		-	20.00	Owner Charge

South Coast Shores Homeowners Association

GL Trial Balance For 3/1/2025 - 3/31/2025

		Beginning Balance	Current		Ending Balance
			Debit	Credit	
41600 - Transmitters		-480.00	-	35.00	-515.00
Date	Description		Debit	Credit	Type
03/03/2025	Gate Remote Fee		-	35.00	Owner Charge
41700 - Violation Fines		100.00	-	-	100.00
Date	Description		Debit	Credit	Type
44010 - Interest Income		-16,655.80	-	916.53	-17,572.33
Date	Description		Debit	Credit	Type
03/01/2025	Batched March Interest		-	864.46	GL Entry
03/31/2025	March Interest		-	52.07	GL Entry
50200 - Electricity		34,292.16	2,884.49	-	37,176.65
Date	Description		Debit	Credit	Type
03/09/2025	20250227 - SCE - Monthly electric		2,884.49	-	Invoice
50300 - Gas		6,795.42	588.95	-	7,384.37
Date	Description		Debit	Credit	Type
03/10/2025	20250228 - SoCal Gas - Monthly Gas Bill		588.95	-	Invoice
50400 - Refuse Removal		61,849.36	7,731.17	-	69,580.53
Date	Description		Debit	Credit	Type
03/19/2025	616-000335157 - Republic Services - Monthly Refuse		7,731.17	-	Invoice
50700 - Telephone - Entry Gates		1,570.20	355.60	345.60	1,580.20
Date	Description		Debit	Credit	Type
03/14/2025	Doorking Inc. - Monthly Doorking		187.80	-	Invoice
03/19/2025	2456185 - Doorking Inc. - monthly doorking		167.80	-	Invoice
03/31/2025	2434927 - Doorking Inc. - Monthly internet		-	177.80	Invoice
03/31/2025	2456185 - Doorking Inc. - monthly doorking		-	167.80	Invoice
50800 - Water		4,474.33	446.01	-	4,920.34
Date	Description		Debit	Credit	Type
03/19/2025	20250227 - City of Santa Ana - Monthly water		446.01	-	Invoice

South Coast Shores Homeowners Association

GL Trial Balance For 3/1/2025 - 3/31/2025

		Beginning Balance	Current		Ending Balance
			Debit	Credit	
55100 - Pool / Spa: Service Contract		5,230.00	560.00	-	5,790.00
Date	Description		Debit	Credit	Type
03/06/2025	5/73551 - Cal Sparkle Pool Inc - Monthly Pool Svc		560.00	-	Invoice
55300 - Pool / Spa: Supplies		3,551.57	654.58	-	4,206.15
Date	Description		Debit	Credit	Type
03/06/2025	5/74251 - Cal Sparkle Pool Inc - Pool Supplies		654.58	-	Invoice
55400 - Equipment Repairs		35.55	612.89	-	648.44
Date	Description		Debit	Credit	Type
03/06/2025	5/74266 - Cal Sparkle Pool Inc - Pump Room Repair		612.89	-	Invoice
55500 - Health Department Fees		1,668.00	-	-	1,668.00
Date	Description		Debit	Credit	Type
60100 - Landscape: Service Contract		126,733.54	15,752.58	-	142,486.12
Date	Description		Debit	Credit	Type
03/06/2025	17157 - Relentless Land Care - Monthly Landscape Maint		15,752.58	-	Invoice
60200 - Landscape: Extras		29,796.10	4,084.00	-	33,880.10
Date	Description		Debit	Credit	Type
03/06/2025	16855 - Relentless Land Care - Removal of Bender Boards		343.00	-	Invoice
03/06/2025	17206 - Relentless Land Care - Removal of Bender Boards		450.00	-	Invoice
03/06/2025	17200 - Relentless Land Care - Plant Material		250.00	-	Invoice
03/06/2025	17196 - Relentless Land Care - Dec 2024 Extras		1,300.00	-	Invoice
03/13/2025	17237 - Relentless Land Care - Plant Fill - MacArthur Entrance		250.00	-	Invoice
03/13/2025	17345 - Relentless Land Care - 3703 Sea Cliff		121.00	-	Invoice
03/13/2025	17338 - Relentless Land Care - Haul away debris		120.00	-	Invoice
03/13/2025	17298 - Relentless Land Care - 3717 Sea Cliff		300.00	-	Invoice
03/13/2025	17344 - Relentless Land Care - 1922 West Wind		950.00	-	Invoice
60300 - Landscape: Replacement		1,205.00	-	-	1,205.00
Date	Description		Debit	Credit	Type

South Coast Shores Homeowners Association

GL Trial Balance For 3/1/2025 - 3/31/2025

		Beginning Balance	Current Debit	Credit	Ending Balance
60800 - Irrigation: Repairs / Maintenance		49,992.00	2,072.00	-	52,064.00
Date	Description	Debit	Credit	Type	
03/06/2025	17271 - Relentless Land Care - Irrigation Repair	62.00	-	Invoice	
03/26/2025	17356 - Relentless Land Care - Main Line Repair	1,000.00	-	Invoice	
03/26/2025	17357 - Relentless Land Care - Irrigation Repair	210.00	-	Invoice	
03/26/2025	17355 - Relentless Land Care - Irrigation Mainline Repair	800.00	-	Invoice	
61075 - Swans		170.00	-	-	170.00
Date	Description	Debit	Credit	Type	
61100 - Tree Trimming		43,233.00	779.00	-	44,012.00
Date	Description	Debit	Credit	Type	
03/13/2025	17341 - Relentless Land Care - Tree Removal	779.00	-	Invoice	
70100 - Access Gate Repairs		10,199.11	85.00	-	10,284.11
Date	Description	Debit	Credit	Type	
03/06/2025	202670 - C.G. Systems, LLC - Monthly Phone Programming	85.00	-	Invoice	
70600 - Common Area: Maintenance		41,649.91	285.00	-	41,934.91
Date	Description	Debit	Credit	Type	
03/06/2025	321675 - Severson Plumbing Services Inc. - Mens Urinal Repair	285.00	-	Invoice	
71400 - Fire Safety		756.00	-	-	756.00
Date	Description	Debit	Credit	Type	
72500 - Janitorial: Service Contract		9,771.00	-	-	9,771.00
Date	Description	Debit	Credit	Type	
72600 - Janitorial: Supplies		340.00	-	-	340.00
Date	Description	Debit	Credit	Type	
72700 - Keys & Locks		150.00	-	-	150.00
Date	Description	Debit	Credit	Type	

South Coast Shores Homeowners Association

GL Trial Balance For 3/1/2025 - 3/31/2025

		Beginning Balance	Current Debit	Credit	Ending Balance
72900 - Lighting: Repairs / Supplies		4,528.58	1,043.00	-	5,571.58
Date	Description	Debit	Credit	Type	
03/26/2025	164720 - Tri-county Lighting Services Corp - Light Repairs	469.91	-	Invoice	
03/26/2025	164737 - Tri-county Lighting Services Corp - Light Repair	573.09	-	Invoice	
73200 - Patrol Service		9,025.46	1,167.47	-	10,192.93
Date	Description	Debit	Credit	Type	
03/06/2025	127393 - Patrol Masters Security Services, Inc. - Monthly Patrol Svc	1,167.47	-	Invoice	
73300 - Pest & Rodent Control: Contract		2,248.00	281.00	-	2,529.00
Date	Description	Debit	Credit	Type	
03/06/2025	990974 - Newport Exterminating Inc. - Monthly Rodent Control	281.00	-	Invoice	
74600 - Street Sweeping		9,180.53	1,318.75	-	10,499.28
Date	Description	Debit	Credit	Type	
03/06/2025	17158 - Relentless Land Care - Monthly Sweeping Svc	1,318.75	-	Invoice	
74915 - Waterscape Maintenance		17,673.01	-	-	17,673.01
Date	Description	Debit	Credit	Type	
80400 - Audit / Tax Returns		1,325.00	-	-	1,325.00
Date	Description	Debit	Credit	Type	
80500 - Collection / Bad Debt Expense		-153.93	-	490.50	-644.43
Date	Description	Debit	Credit	Type	
03/31/2025	Adj Allowance	-	490.50	GL Entry	
80600 - Bank Charges		87.00	0.01	-	87.01
Date	Description	Debit	Credit	Type	
03/24/2025	Comerica Bank	.01	-	Invoice	
80700 - Collection Expenses		952.77	250.00	-	1,202.77
Date	Description	Debit	Credit	Type	

South Coast Shores Homeowners Association

GL Trial Balance For 3/1/2025 - 3/31/2025

		Beginning Balance	Current		Ending Balance
			Debit	Credit	
80700 - Collection Expenses		952.77	250.00	-	1,202.77
Date	Description		Debit	Credit	Type
03/19/2025	49961 - Optimum Professional Property Management (OPPM) - Fees		250.00	-	Invoice
81200 - Insurance		52,905.00	-	-	52,905.00
Date	Description		Debit	Credit	Type
81900 - Legal Service		1,553.43	-	-	1,553.43
Date	Description		Debit	Credit	Type
82400 - Operating Contingency		1,571.12	-	-	1,571.12
Date	Description		Debit	Credit	Type
82600 - Printing / Mailing / Supplies		8,246.97	677.02	-	8,923.99
Date	Description		Debit	Credit	Type
03/19/2025	49961 - Optimum Professional Property Management (OPPM) - supplies		677.02	-	Invoice
82700 - Professional Management: Contract		26,200.00	3,275.00	-	29,475.00
Date	Description		Debit	Credit	Type
03/01/2025	4901926 - Optimum Professional Property Management (OPPM) - Management Fee		3,275.00	-	Invoice
82800 - Miscellaneous Administration		1,805.40	501.00	-	2,306.40
Date	Description		Debit	Credit	Type
03/19/2025	49961 - Optimum Professional Property Management (OPPM) - administration		501.00	-	Invoice
83100 - Tax: Federal		-827.80	894.00	-	66.20
Date	Description		Debit	Credit	Type
03/12/2025	20250303 - Financial Agent, Federal Tax Deposit Processing - Federal Tax Payment		894.00	-	Invoice

South Coast Shores Homeowners Association

GL Trial Balance For 3/1/2025 - 3/31/2025

		Beginning Balance	Current		Ending Balance
			Debit	Credit	
83200 - Tax: State		3,785.00	-	-	3,785.00
Date	Description		Debit	Credit	Type
93600 - General Reserves		135,300.00	11,250.00	-	146,550.00
Date	Description		Debit	Credit	Type
03/09/2025	Monthly Reserve Contribution		11,250.00	-	GL Entry
98990 - Interest		11,912.63	916.30	-	12,828.93
Date	Description		Debit	Credit	Type
03/01/2025	Batched March Interest		864.23	-	GL Entry
03/31/2025	March Interest		52.07	-	GL Entry
Net Total		0.00	232,855.55	232,855.55	0.00

South Coast Shores Homeowners Association

Bank Account Reconciliation for Period 3/31/2025

Reconciliation Summary

Bank Account	Bank Bal.	Uncleared Items	Adj. Balance	Book Balance	Status
Pacific Premier Bank Op	186,889.64	-5,101.39	181,788.25	181,788.25	Balanced
Alliance Op MMA	0.00	0.00	0.00	0.00	Balanced
Alliance Association Bank	103,948.69	0.00	103,948.69	103,948.69	Balanced
Banc of California	125,811.12	0.00	125,811.12	125,811.12	Balanced
Comerica Bank	1,745.42	0.00	1,745.42	1,745.42	Balanced
First Foundation MMA	10,087.46	0.00	10,087.46	10,087.46	Balanced
First Foundation Bank	169,213.77	0.00	169,213.77	169,213.77	Balanced
First Foundation Bank	103,223.18	0.00	103,223.18	103,223.18	Balanced
First Foundation	46,409.53	0.00	46,409.53	46,409.53	Balanced
FCB MMA	60,427.67	0.00	60,427.67	60,427.67	Balanced
Pacific Premier Bank MMA	178,046.23	0.00	178,046.23	178,046.23	Balanced

Unreconciled Items

Date	Description	Check No	Amount
Pacific Premier Bank Op			
1/31/2025	Absolute Sign,Inc.	2722	-728.39
3/13/2025	Relentless Land Care	2743	-121.00
3/13/2025	Relentless Land Care	2743	-120.00
3/13/2025	Relentless Land Care	2743	-300.00
3/13/2025	Relentless Land Care	2743	-950.00
3/13/2025	Relentless Land Care	2743	-250.00
3/13/2025	Relentless Land Care	2743	-779.00
3/26/2025	Relentless Land Care	2745	-800.00
3/26/2025	Tri-county Lighting Services Corp	2746	-573.09
3/26/2025	Tri-county Lighting Services Corp	2746	-469.91
3/26/2025	Relentless Land Care	2745	-210.00
3/26/2025	Relentless Land Care	2745	-1,000.00
3/29/2025	Acct: 99254461 CC		400.00
3/31/2025	Acct: 99245992 eCheck		400.00
3/31/2025	Acct: 99245537 eCheck		400.00
Total Pacific Premier Bank Op			-5,101.39

South Coast Shores Homeowners Association

Bank Account Reconciliation for Period 3/31/2025

Reconciled Items

Date	Description	Check No	Amount
Pacific Premier Bank Op			
2/27/2025	Moved From - South Coast Villas Homeowners Association		800.00
2/28/2025	Acct: 99245537 eCheck		400.00
3/1/2025	Acct: 99224387 eCheck		400.00
3/1/2025	Acct: 99224351 eCheck		400.00
3/1/2025	Acct: 99227232 eCheck		400.00
3/1/2025	Acct: 99224471 eCheck		400.00
3/3/2025	Acct: 99247274 eCheck		400.00
3/3/2025	Acct: 99224376 CC		400.00
3/3/2025	Acct: 99245992 eCheck		400.00
3/3/2025	Lockbox - Klik ACH		4,400.00
3/3/2025	Lockbox - Klik Check		835.00
3/4/2025	Acct: 99237859 eCheck		400.00
3/4/2025	Lockbox - Klik ACH		2,000.00
3/4/2025	Lockbox - Klik Check		2,000.00
3/5/2025	Acct: 99224372 ACH	ACH	400.00
3/5/2025	Acct: 99224378 ACH	ACH	400.00
3/5/2025	Acct: 99224380 ACH	ACH	400.00
3/5/2025	Acct: 99224384 ACH	ACH	400.00
3/5/2025	Acct: 99224386 ACH	ACH	400.00
3/5/2025	Acct: 99224390 ACH	ACH	400.00
3/5/2025	Acct: 99224398 ACH	ACH	400.00
3/5/2025	Acct: 99224399 ACH	ACH	400.00
3/5/2025	Acct: 99224402 ACH	ACH	400.00
3/5/2025	Acct: 99224404 ACH	ACH	400.00
3/5/2025	Acct: 99224405 ACH	ACH	400.00
3/5/2025	Acct: 99224407 ACH	ACH	400.00
3/5/2025	Acct: 99224408 ACH	ACH	400.00
3/5/2025	Acct: 99224409 ACH	ACH	400.00
3/5/2025	Acct: 99224413 ACH	ACH	400.00
3/5/2025	Acct: 99224414 ACH	ACH	400.00
3/5/2025	Acct: 99224416 ACH	ACH	400.00
3/5/2025	Acct: 99224417 ACH	ACH	400.00
3/5/2025	Acct: 99224421 ACH	ACH	400.00
3/5/2025	Acct: 99224423 ACH	ACH	400.00
3/5/2025	Acct: 99224428 ACH	ACH	400.00
3/5/2025	Acct: 99224434 ACH	ACH	400.00
3/5/2025	Acct: 99224435 ACH	ACH	400.00

South Coast Shores Homeowners Association

Bank Account Reconciliation for Period 3/31/2025

Date	Description	Check No	Amount
3/5/2025	Acct: 99224440 ACH	ACH	400.00
3/5/2025	Acct: 99224443 ACH	ACH	400.00
3/5/2025	Acct: 99229854 ACH	ACH	400.00
3/5/2025	Acct: 99224445 ACH	ACH	400.00
3/5/2025	Acct: 99230534 ACH	ACH	400.00
3/5/2025	Acct: 99224449 ACH	ACH	400.00
3/5/2025	Acct: 99232666 ACH	ACH	400.00
3/5/2025	Acct: 99224453 ACH	ACH	400.00
3/5/2025	Acct: 99233746 ACH	ACH	400.00
3/5/2025	Acct: 99224463 ACH	ACH	400.00
3/5/2025	Acct: 99236494 ACH	ACH	400.00
3/5/2025	Acct: 99224468 ACH	ACH	400.00
3/5/2025	Acct: 99239397 ACH	ACH	400.00
3/5/2025	Acct: 99224473 ACH	ACH	400.00
3/5/2025	Acct: 99241017 ACH	ACH	400.00
3/5/2025	Acct: 99224478 ACH	ACH	400.00
3/5/2025	Acct: 99242586 ACH	ACH	400.00
3/5/2025	Acct: 99224487 ACH	ACH	400.00
3/5/2025	Acct: 99246194 ACH	ACH	400.00
3/5/2025	Acct: 99224491 ACH	ACH	400.00
3/5/2025	Acct: 99250419 ACH	ACH	400.00
3/5/2025	Acct: 99224492 ACH	ACH	400.00
3/5/2025	Acct: 99252481 ACH	ACH	400.00
3/5/2025	Acct: 99224497 ACH	ACH	400.00
3/5/2025	Acct: 99252880 ACH	ACH	400.00
3/5/2025	Acct: 99254489 ACH	ACH	400.00
3/5/2025	Acct: 99224500 ACH	ACH	400.00
3/5/2025	Acct: 99254858 ACH	ACH	400.00
3/5/2025	Acct: 99224512 ACH	ACH	400.00
3/5/2025	Acct: 99257699 ACH	ACH	400.00
3/5/2025	Acct: 99224517 ACH	ACH	400.00
3/5/2025	Acct: 99257933 ACH	ACH	400.00
3/5/2025	Acct: 99224520 ACH	ACH	400.00
3/5/2025	Acct: 99259054 ACH	ACH	400.00
3/5/2025	Acct: 99224524 ACH	ACH	400.00
3/5/2025	Acct: 99259309 ACH	ACH	400.00
3/5/2025	Acct: 99224531 ACH	ACH	400.00
3/5/2025	Acct: 99224273 ACH	ACH	400.00
3/5/2025	Acct: 99224533 ACH	ACH	400.00
3/5/2025	Acct: 99224284 ACH	ACH	400.00
3/5/2025	Acct: 99224543 ACH	ACH	400.00
3/5/2025	Acct: 99224290 ACH	ACH	400.00

South Coast Shores Homeowners Association

Bank Account Reconciliation for Period 3/31/2025

Date	Description	Check No	Amount
3/5/2025	Acct: 99224548 ACH	ACH	400.00
3/5/2025	Acct: 99224296 ACH	ACH	400.00
3/5/2025	Acct: 99224549 ACH	ACH	400.00
3/5/2025	Acct: 99224300 ACH	ACH	400.00
3/5/2025	Acct: 99224563 ACH	ACH	400.00
3/5/2025	Acct: 99224308 ACH	ACH	400.00
3/5/2025	Acct: 99224569 ACH	ACH	400.00
3/5/2025	Acct: 99224319 ACH	ACH	400.00
3/5/2025	Acct: 99224574 ACH	ACH	400.00
3/5/2025	Acct: 99224323 ACH	ACH	400.00
3/5/2025	Acct: 99224575 ACH	ACH	400.00
3/5/2025	Acct: 99224325 ACH	ACH	400.00
3/5/2025	Acct: 99224579 ACH	ACH	400.00
3/5/2025	Acct: 99224330 ACH	ACH	400.00
3/5/2025	Acct: 99224589 ACH	ACH	400.00
3/5/2025	Acct: 99224335 ACH	ACH	400.00
3/5/2025	Acct: 99224592 ACH	ACH	400.00
3/5/2025	Acct: 99224336 ACH	ACH	400.00
3/5/2025	Acct: 99224595 ACH	ACH	400.00
3/5/2025	Acct: 99224349 ACH	ACH	400.00
3/5/2025	Acct: 99224599 ACH	ACH	400.00
3/5/2025	Acct: 99224358 ACH	ACH	400.00
3/5/2025	Acct: 99224612 ACH	ACH	400.00
3/5/2025	Acct: 99224363 ACH	ACH	400.00
3/5/2025	Acct: 99224662 ACH	ACH	400.00
3/5/2025	Acct: 99224370 ACH	ACH	400.00
3/5/2025	Acct: 99224666 ACH	ACH	400.00
3/5/2025	Acct: 99225468 ACH	ACH	400.00
3/5/2025	Acct: 99225775 ACH	ACH	400.00
3/5/2025	Acct: 99225863 ACH	ACH	400.00
3/5/2025	Acct: 99225990 ACH	ACH	400.00
3/5/2025	Acct: 99227181 ACH	ACH	400.00
3/5/2025	Acct: 99227353 ACH	ACH	400.00
3/5/2025	Acct: 99228677 eCheck		400.00
3/5/2025	Acct: 99224306 eCheck		400.00
3/5/2025	Acct: 99224362 eCheck		400.00
3/5/2025	Lockbox - Klik ACH		2,000.00
3/5/2025	Lockbox - Klik Check		1,600.00
3/6/2025	Lockbox - Klik ACH		800.00
3/6/2025	Lockbox - Klik Check		1,600.00
3/7/2025	Acct: 99224357 eCheck		400.00
3/7/2025	Acct: 99230522 eCheck		400.00

South Coast Shores Homeowners Association

Bank Account Reconciliation for Period 3/31/2025

Date	Description	Check No	Amount
3/7/2025	Lockbox - Klik ACH		400.00
3/7/2025	Lockbox - Klik Check		400.00
3/10/2025	Acct: 99224383 eCheck		400.00
3/10/2025	Lockbox - Klik ACH		800.00
3/10/2025	Lockbox - Klik Check		2,000.00
3/11/2025	Acct: 99224448 ACH Plan	ACH	872.00
3/11/2025	Lockbox - Klik ACH		2,000.00
3/13/2025	Acct: 99224588 eCheck		400.00
3/13/2025	Lockbox - Klik ACH		400.00
3/15/2025	Acct: 99224279 eCheck		400.00
3/19/2025	Lockbox - Klik Check		400.00
3/20/2025	Acct: 99224429 eCheck		400.00
3/20/2025	Acct: 99254461 CC		410.00
3/25/2025	Acct: 99230522 eCheck		400.00
3/26/2025	Lockbox - Klik ACH		400.00
3/27/2025	Lockbox - Klik ACH		800.00
3/28/2025	Lockbox - Klik ACH		400.00
3/31/2025	Lockbox - Klik ACH		1,200.00
3/31/2025	Lockbox - Klik Check		1,600.00
2/7/2025	Relentless Land Care	2725	-15,752.58
2/7/2025	Relentless Land Care	2725	-145.00
2/7/2025	Relentless Land Care	2725	-1,318.75
2/7/2025	Relentless Land Care	2725	-63.00
2/7/2025	Relentless Land Care	2725	-216.00
2/7/2025	Relentless Land Care	2725	-200.00
2/7/2025	Relentless Land Care	2725	-90.00
2/7/2025	Relentless Land Care	2725	-42.00
2/7/2025	Relentless Land Care	2725	-62.00
2/18/2025	Relentless Land Care	2731	-750.00
2/18/2025	Relentless Land Care	2731	-63.00
2/18/2025	Relentless Land Care	2731	-1,205.00
2/18/2025	Relentless Land Care	2731	-75.00
2/18/2025	Relentless Land Care	2731	-450.00
2/18/2025	Bear Signs	2732	-423.80
2/18/2025	Tri-county Lighting Services Corp	2737	-965.88
3/1/2025	Optimum Professional Property Management (OPPM)	ACH	-3,275.00
3/6/2025	Relentless Land Care	2738	-1,300.00
3/6/2025	Relentless Land Care	2738	-343.00
3/6/2025	Relentless Land Care	2738	-250.00
3/6/2025	Relentless Land Care	2738	-450.00
3/6/2025	Cal Sparkle Pool Inc	2739	-654.58
3/6/2025	Cal Sparkle Pool Inc	2739	-612.89

South Coast Shores Homeowners Association

Bank Account Reconciliation for Period 3/31/2025

Date	Description	Check No	Amount
3/6/2025	Relentless Land Care	2738	-62.00
3/6/2025	Severson Plumbing Services Inc.	2740	-285.00
3/6/2025	Cal Sparkle Pool Inc	2739	-560.00
3/6/2025	Relentless Land Care	2738	-15,752.58
3/6/2025	Newport Exterminating	2741	-281.00
3/6/2025	California Gate & Entry Systems	ACH	-85.00
3/6/2025	Relentless Land Care	2738	-1,318.75
3/6/2025	Patrol Masters Security Services, Inc.	2742	-1,167.47
3/9/2025	Transfer to Pacific Premier Bank MMA		-11,250.00
3/9/2025	SCE		-2,884.49
3/10/2025	SoCal Gas		-588.95
3/12/2025	Internal Revenue Service		-894.00
3/14/2025	Doorking Inc. - Doorking Autopay		-187.80
3/19/2025	Republic Services	2744	-7,731.17
3/19/2025	City of Santa Ana		-446.01
3/19/2025	Optimum Professional Property Management (OPPM)	ACH	-1,428.02
Total Pacific Premier Bank Op			1,287.28

Alliance Association Bank

3/1/2025	March Interest		343.35
Total Alliance Association Bank			343.35

Comerica Bank

3/1/2025	March Interest		0.23
3/24/2025	Comerica Bank - AIMMA PURCHASE		-0.01
Total Comerica Bank			0.22

FCB MMA

3/1/2025	March Interest		10.05
Total FCB MMA			10.05

First Foundation

3/1/2025	March Interest		173.40
Total First Foundation			173.40

First Foundation Bank

3/1/2025	March Interest		328.87
----------	----------------	--	--------

South Coast Shores Homeowners Association

Bank Account Reconciliation for Period 3/31/2025

Date	Description	Check No	Amount
Total First Foundation Bank			328.87
First Foundation MMA			
3/1/2025	March Interest		8.56
Total First Foundation MMA			8.56
Pacific Premier Bank MMA			
3/9/2025	Transfer from Pacific Premier Bank Op		11,250.00
3/31/2025	March Interest		52.07
2/18/2025	Tri-county Lighting Services Corp	260	-4,383.56
Total Pacific Premier Bank MMA			6,918.51



SOUTH COAST SHORES HOMEOWNERS
ASSOCIATION
OPTIMUM PROFESSIONAL PROPERTY
MANAGEMENT INC.
230 COMMERCE STE 250
IRVINE CA 92602-1338

Page 1 of 2
Branch 010
Account Number: 3122001195
Date 03/31/2025
EM

HOA MONEY MARKET

Acct 3122001195

Summary of Activity Since Your Last Statement

Beginning Balance	3/01/25	171,127.72
Deposits / Misc Credits	2	11,302.07
Withdrawals / Misc Debits	1	4,383.56
** Ending Balance	3/31/25	178,046.23 **
Service Charge		.00
Interest Paid Thru 3/31/25		52.07
Interest Paid Year To Date		143.68
Average Rate / Cycle Days		.35000 / 31
Enclosures		1

Deposits and Credits

Date	Deposits	Withdrawals	Activity Description
3/10	11,250.00		DataVault Transfer from #0834
3/31	52.07		INTEREST EARNED

Checks in Check Number Order

Date	Check No	Amount	Date	Check No	Amount	Date	Check No	Amount
3/04	260	4,383.56						

* indicates a break in check number sequence

Daily Balance Summary

Date	Balance	Date	Balance	Date	Balance
3/04	166,744.16	3/10	177,994.16	3/31	178,046.23



SOUTH COAST SHORES HOMEOWNERS
ASSOCIATION
OPTIMUM PROFESSIONAL PROPERTY
MANAGEMENT INC.
230 COMMERCE STE 250
IRVINE CA 92602-1338

Page 1 of 10
Branch 010
Account Number: 3121000834
Date 03/31/2025
EM

HOA NON INT CKG

Acct 3121000834

Summary of Activity Since Your Last Statement

Beginning Balance	3/01/25	185,602.36	
Deposits / Misc Credits	132	74,917.00	
Withdrawals / Misc Debits	19	73,629.72	
** Ending Balance	3/31/25	186,889.64	**
Service Charge		.00	
Enclosures		10	

Deposits and Credits

Date	Deposits	Withdrawals	Activity Description
3/03	400.00		PayLease.com/Settlement 000023301588382 Optimum Property Manag
3/03	800.00		South Coast Vill/Transfer L1435785 South Coast Shores Hom
3/03	4,400.00		9000005993/Catch CR 513626-9 eKlik
3/03	835.00		HOA LOCKBOX DEPOSIT
3/04	400.00		PAYLEASE.COM/CREDIT 414522917 Optimum Property Manag
3/04	2,000.00		9000005993/Catch CR 513626-9 eKlik
3/04	2,000.00		PayLease.com/Settlement 000023341853390 Optimum Property Manag
3/04	2,000.00		HOA LOCKBOX DEPOSIT
3/05	800.00		PayLease.com/Settlement 000023365853174 Optimum Property Manag
3/05	2,000.00		9000005993/Catch CR 513626-9 eKlik
3/05	1,600.00		HOA LOCKBOX DEPOSIT
3/06	400.00		South Coast Shor/OwnerDraft 099224445 South Coast Shores Hom
3/06	400.00		South Coast Shor/OwnerDraft 099259309 South Coast Shores Hom
3/06	400.00		South Coast Shor/OwnerDraft 099224563 South Coast Shores Hom
3/06	400.00		South Coast Shor/OwnerDraft



SOUTH COAST SHORES HOMEOWNERS
ASSOCIATION
OPTIMUM PROFESSIONAL PROPERTY
MANAGEMENT INC.
230 COMMERCE STE 250
IRVINE CA 92602-1338

Page 2 of 10
Branch 010
Account Number: 3121000834
Date 03/31/2025

EM

Deposits and Credits

Date	Deposits	Withdrawals	Activity Description
3/06	400.00		099224336 South Coast Shores Hom South Coast Shor/OwnerDraft
3/06	400.00		099224612 South Coast Shores Hom South Coast Shor/OwnerDraft
3/06	400.00		099224402 South Coast Shores Hom South Coast Shor/OwnerDraft
3/06	400.00		099224517 South Coast Shores Hom South Coast Shor/OwnerDraft
3/06	400.00		099224421 South Coast Shores Hom South Coast Shor/OwnerDraft
3/06	400.00		099224520 South Coast Shores Hom South Coast Shor/OwnerDraft
3/06	400.00		099224372 South Coast Shores Hom South Coast Shor/OwnerDraft
3/06	400.00		099224569 South Coast Shores Hom South Coast Shor/OwnerDraft
3/06	400.00		099224330 South Coast Shores Hom South Coast Shor/OwnerDraft
3/06	400.00		099224417 South Coast Shores Hom South Coast Shor/OwnerDraft
3/06	400.00		099224308 South Coast Shores Hom South Coast Shor/OwnerDraft
3/06	400.00		099224440 South Coast Shores Hom South Coast Shor/OwnerDraft
3/06	400.00		099224363 South Coast Shores Hom South Coast Shor/OwnerDraft
3/06	400.00		099224500 South Coast Shores Hom South Coast Shor/OwnerDraft
3/06	400.00		099224599 South Coast Shores Hom South Coast Shor/OwnerDraft
3/06	400.00		099224435 South Coast Shores Hom South Coast Shor/OwnerDraft
3/06	400.00		099233746 South Coast Shores Hom South Coast Shor/OwnerDraft
3/06	400.00		099224416 South Coast Shores Hom South Coast Shor/OwnerDraft
3/06	400.00		099224531 South Coast Shores Hom South Coast Shor/OwnerDraft
3/06	400.00		099224284 South Coast Shores Hom



SOUTH COAST SHORES HOMEOWNERS
ASSOCIATION
OPTIMUM PROFESSIONAL PROPERTY
MANAGEMENT INC.
230 COMMERCE STE 250
IRVINE CA 92602-1338

Page 3 of 10
Branch 010
Account Number: 3121000834
Date 03/31/2025

EM

Deposits and Credits

Date	Deposits	Withdrawals	Activity Description
3/06	400.00		South Coast Shor/OwnerDraft 099224335 South Coast Shores Hom
3/06	400.00		South Coast Shor/OwnerDraft 099224384 South Coast Shores Hom
3/06	400.00		South Coast Shor/OwnerDraft 099230534 South Coast Shores Hom
3/06	400.00		South Coast Shor/OwnerDraft 099224390 South Coast Shores Hom
3/06	400.00		South Coast Shor/OwnerDraft 099224473 South Coast Shores Hom
3/06	400.00		South Coast Shor/OwnerDraft 099224386 South Coast Shores Hom
3/06	400.00		South Coast Shor/OwnerDraft 099224408 South Coast Shores Hom
3/06	400.00		South Coast Shor/OwnerDraft 099224492 South Coast Shores Hom
3/06	400.00		South Coast Shor/OwnerDraft 099224407 South Coast Shores Hom
3/06	400.00		South Coast Shor/OwnerDraft 099259054 South Coast Shores Hom
3/06	400.00		South Coast Shor/OwnerDraft 099224413 South Coast Shores Hom
3/06	400.00		South Coast Shor/OwnerDraft 099236494 South Coast Shores Hom
3/06	400.00		South Coast Shor/OwnerDraft 099224423 South Coast Shores Hom
3/06	400.00		South Coast Shor/OwnerDraft 099254858 South Coast Shores Hom
3/06	400.00		South Coast Shor/OwnerDraft 099224378 South Coast Shores Hom
3/06	400.00		South Coast Shor/OwnerDraft 099224463 South Coast Shores Hom
3/06	400.00		South Coast Shor/OwnerDraft 099257699 South Coast Shores Hom
3/06	400.00		South Coast Shor/OwnerDraft 099224405 South Coast Shores Hom
3/06	400.00		South Coast Shor/OwnerDraft 099225775 South Coast Shores Hom
3/06	400.00		South Coast Shor/OwnerDraft



SOUTH COAST SHORES HOMEOWNERS
ASSOCIATION
OPTIMUM PROFESSIONAL PROPERTY
MANAGEMENT INC.
230 COMMERCE STE 250
IRVINE CA 92602-1338

Page 4 of 10
Branch 010
Account Number: 3121000834
Date 03/31/2025

EM

Deposits and Credits

Date	Deposits	Withdrawals	Activity Description
3/06	400.00		099239397 South Coast Shores Hom South Coast Shor/OwnerDraft
3/06	400.00		099224296 South Coast Shores Hom South Coast Shor/OwnerDraft
3/06	400.00		099224595 South Coast Shores Hom South Coast Shor/OwnerDraft
3/06	400.00		099224449 South Coast Shores Hom South Coast Shor/OwnerDraft
3/06	400.00		099224497 South Coast Shores Hom South Coast Shor/OwnerDraft
3/06	400.00		099224574 South Coast Shores Hom South Coast Shor/OwnerDraft
3/06	400.00		099224325 South Coast Shores Hom South Coast Shor/OwnerDraft
3/06	400.00		099224358 South Coast Shores Hom South Coast Shor/OwnerDraft
3/06	400.00		099241017 South Coast Shores Hom South Coast Shor/OwnerDraft
3/06	400.00		099224478 South Coast Shores Hom South Coast Shor/OwnerDraft
3/06	400.00		099250419 South Coast Shores Hom South Coast Shor/OwnerDraft
3/06	400.00		099224319 South Coast Shores Hom South Coast Shor/OwnerDraft
3/06	400.00		099224579 South Coast Shores Hom South Coast Shor/OwnerDraft
3/06	400.00		099224453 South Coast Shores Hom South Coast Shor/OwnerDraft
3/06	400.00		099252481 South Coast Shores Hom South Coast Shor/OwnerDraft
3/06	400.00		099224548 South Coast Shores Hom South Coast Shor/OwnerDraft
3/06	400.00		099224323 South Coast Shores Hom South Coast Shor/OwnerDraft
3/06	400.00		099224575 South Coast Shores Hom South Coast Shor/OwnerDraft
3/06	400.00		099224662 South Coast Shores Hom South Coast Shor/OwnerDraft
3/06	400.00		099225990 South Coast Shores Hom



SOUTH COAST SHORES HOMEOWNERS
ASSOCIATION
OPTIMUM PROFESSIONAL PROPERTY
MANAGEMENT INC.
230 COMMERCE STE 250
IRVINE CA 92602-1338

Page 5 of 10
Branch 010
Account Number: 3121000834
Date 03/31/2025
EM

Deposits and Credits

Date	Deposits	Withdrawals	Activity Description
3/06	400.00		South Coast Shor/OwnerDraft 099227353 South Coast Shores Hom
3/06	400.00		South Coast Shor/OwnerDraft 099224273 South Coast Shores Hom
3/06	400.00		South Coast Shor/OwnerDraft 099224533 South Coast Shores Hom
3/06	400.00		South Coast Shor/OwnerDraft 099224443 South Coast Shores Hom
3/06	400.00		South Coast Shor/OwnerDraft 099224468 South Coast Shores Hom
3/06	400.00		South Coast Shor/OwnerDraft 099242586 South Coast Shores Hom
3/06	400.00		South Coast Shor/OwnerDraft 099224512 South Coast Shores Hom
3/06	400.00		South Coast Shor/OwnerDraft 099257933 South Coast Shores Hom
3/06	400.00		South Coast Shor/OwnerDraft 099224543 South Coast Shores Hom
3/06	400.00		South Coast Shor/OwnerDraft 099224300 South Coast Shores Hom
3/06	400.00		South Coast Shor/OwnerDraft 099224589 South Coast Shores Hom
3/06	400.00		South Coast Shor/OwnerDraft 099224592 South Coast Shores Hom
3/06	400.00		South Coast Shor/OwnerDraft 099224349 South Coast Shores Hom
3/06	400.00		South Coast Shor/OwnerDraft 099224487 South Coast Shores Hom
3/06	400.00		South Coast Shor/OwnerDraft 099254489 South Coast Shores Hom
3/06	400.00		South Coast Shor/OwnerDraft 099227181 South Coast Shores Hom
3/06	400.00		South Coast Shor/OwnerDraft 099224398 South Coast Shores Hom
3/06	400.00		South Coast Shor/OwnerDraft 099246194 South Coast Shores Hom
3/06	400.00		South Coast Shor/OwnerDraft 099224428 South Coast Shores Hom
3/06	400.00		South Coast Shor/OwnerDraft



SOUTH COAST SHORES HOMEOWNERS
ASSOCIATION
OPTIMUM PROFESSIONAL PROPERTY
MANAGEMENT INC.
230 COMMERCE STE 250
IRVINE CA 92602-1338

Page 6 of 10
Branch 010
Account Number: 3121000834
Date 03/31/2025

EM

Deposits and Credits

Date	Deposits	Withdrawals	Activity Description
3/06	400.00		099224491 South Coast Shores Hom South Coast Shor/OwnerDraft
3/06	400.00		099224399 South Coast Shores Hom South Coast Shor/OwnerDraft
3/06	400.00		099224404 South Coast Shores Hom South Coast Shor/OwnerDraft
3/06	400.00		099224414 South Coast Shores Hom South Coast Shor/OwnerDraft
3/06	400.00		099252880 South Coast Shores Hom South Coast Shor/OwnerDraft
3/06	400.00		099224524 South Coast Shores Hom South Coast Shor/OwnerDraft
3/06	400.00		099224666 South Coast Shores Hom South Coast Shor/OwnerDraft
3/06	400.00		099232666 South Coast Shores Hom South Coast Shor/OwnerDraft
3/06	400.00		099224434 South Coast Shores Hom South Coast Shor/OwnerDraft
3/06	400.00		099224380 South Coast Shores Hom South Coast Shor/OwnerDraft
3/06	400.00		099224549 South Coast Shores Hom South Coast Shor/OwnerDraft
3/06	400.00		099224409 South Coast Shores Hom South Coast Shor/OwnerDraft
3/06	400.00		099225863 South Coast Shores Hom South Coast Shor/OwnerDraft
3/06	400.00		099229854 South Coast Shores Hom South Coast Shor/OwnerDraft
3/06	400.00		099224290 South Coast Shores Hom South Coast Shor/OwnerDraft
3/06	400.00		099224370 South Coast Shores Hom South Coast Shor/OwnerDraft
3/06	800.00		099225468 South Coast Shores Hom 9000005993/Catch CR
3/06	1,200.00		513626-9 eKlik PayLease.com/Settlement
3/06	1,600.00		000023380054146 Optimum Property Manag HOA LOCKBOX DEPOSIT
3/07	400.00		9000005993/Catch CR



SOUTH COAST SHORES HOMEOWNERS
ASSOCIATION
OPTIMUM PROFESSIONAL PROPERTY
MANAGEMENT INC.
230 COMMERCE STE 250
IRVINE CA 92602-1338

Page 7 of 10
Branch 010
Account Number: 3121000834
Date 03/31/2025

EM

Deposits and Credits

Date	Deposits	Withdrawals	Activity Description
			513626-9 eKlik
3/07	400.00		HOA LOCKBOX DEPOSIT
3/10	800.00		PayLease.com/Settlement
			000023404947370 Optimum Property Manag
3/10	800.00		9000005993/Catch CR
			513626-9 eKlik
3/10	2,000.00		HOA LOCKBOX DEPOSIT
3/11	400.00		PayLease.com/Settlement
			000023421363582 Optimum Property Manag
3/11	2,000.00		9000005993/Catch CR
			513626-9 eKlik
3/12	872.00		South Coast Shor/OwnerDraft
			099224448 South Coast Shores Hom
3/13	400.00		9000005993/Catch CR
			513626-9 eKlik
3/14	400.00		PayLease.com/Settlement
			000023444245002 Optimum Property Manag
3/18	400.00		PayLease.com/Settlement
			000023462897850 Optimum Property Manag
3/19	400.00		HOA LOCKBOX DEPOSIT
3/21	400.00		PayLease.com/Settlement
			000023488840334 Optimum Property Manag
3/24	410.00		PAYLEASE.COM/CREDIT
			416859276 Optimum Property Manag
3/26	400.00		PayLease.com/Settlement
			000023522602562 Optimum Property Manag
3/26	400.00		9000005993/Catch CR
			513626-9 eKlik
3/27	800.00		9000005993/Catch CR
			513626-9 eKlik
3/28	400.00		9000005993/Catch CR
			513626-9 eKlik
3/31	1,200.00		9000005993/Catch CR
			513626-9 eKlik
3/31	1,600.00		HOA LOCKBOX DEPOSIT

Withdrawals and Debits

Date	Deposits	Withdrawals	Activity Description
3/04		3,275.00	South Coast Shor/Invoice
			X4901926 South Coast Shores Hom
3/10		11,250.00	DataVault Transfer to #1195



SOUTH COAST SHORES HOMEOWNERS
ASSOCIATION
OPTIMUM PROFESSIONAL PROPERTY
MANAGEMENT INC.
230 COMMERCE STE 250
IRVINE CA 92602-1338

Page 8 of 10
Branch 010
Account Number: 3121000834
Date 03/31/2025

EM

Withdrawals and Debits

Date	Deposits	Withdrawals	Activity Description
3/10		85.00	South Coast Shor/Invoice X4906478 South Coast Shores Hom
3/12		588.95	SOCALGAS/SIMPLEPAY 109508170079067 SOUTH COAST SHORES
3/12		894.00	IRS/USATAXPYMT 220547103726876 SOUTH COAST SHORE HOME
3/12		2,884.49	SO CAL EDISON CO/DIRECTPAY 700132505579 SOUTH COAST SHORES HOA
3/13		187.80	DOORKING, INC/DOORKING M120918644333 SOUTH COAST SHORES
3/19		446.01	CITY OF SANTAANA/UTILITY 3951500 SOUTH COAST SHORES *HO
3/21		1,428.02	South Coast Shor/Invoice X4950695 South Coast Shores Hom

Checks in Check Number Order

Date	Check No	Amount	Date	Check No	Amount	Date	Check No	Amount
3/24	2725	17,889.33	3/24	2738	19,476.33	3/11	2742	1,167.47
3/24	2731*	2,543.00	3/11	2739	1,827.47	3/25	2744*	7,731.17
3/04	2732	423.80	3/11	2740	285.00			
3/04	2737*	965.88	3/17	2741	281.00			

* indicates a break in check number sequence

Daily Balance Summary

Date	Balance	Date	Balance	Date	Balance
3/03	192,037.36	3/12	229,662.30	3/24	189,820.81
3/04	193,772.68	3/13	229,874.50	3/25	182,089.64
3/05	198,172.68	3/14	230,274.50	3/26	182,889.64
3/06	240,972.68	3/17	229,993.50	3/27	183,689.64
3/07	241,772.68	3/18	230,393.50	3/28	184,089.64
3/10	234,037.68	3/19	230,347.49	3/31	186,889.64
3/11	233,157.74	3/21	229,319.47		



Alliance Association Bank, a division of Western Alliance Bank.
Member FDIC.
PO Box 26237 • Las Vegas, NV 89126-0237
Return Service Requested

SOUTH COAST SHORES HOMEOWNERS ASSOC
C/O OPTIMUM PROFESSIONAL PROPERTY
COD
230 COMMERCE SUITE 250
IRVINE CA 92602-1338

Last statement: February 28, 2025
This statement: March 31, 2025
Total days in statement period: 31

Page 1
XXXXXX2689
(0)

Direct inquiries to:
888-734-4567

Alliance Association Bank
3033 W Ray Road, Ste 200
Chandler AZ 85226

THANK YOU FOR BANKING WITH US!

AAB CD

Account number	XXXXXX2689
Total principal	\$101,749.42
Total current balance	\$103,948.69
Total interest year to date	\$1,099.45

DAILY ACTIVITY

Date	Description	Additions	Subtractions	Balance
02-28	Beginning balance			\$103,605.34
03-16	Interest Credit	343.35		103,948.69
03-31	Ending totals	343.35	.00	\$103,948.69

Thank you for banking with Alliance Association Bank



18101 Von Karman Avenue
Suite 750
Irvine, CA 92612

ADDRESS SERVICE REQUESTED

SOUTH COAST SHORES HOMEOWNERS
ASSOCIATION
C/O OPTIMUM PROPERTY MGMT INC
230 COMMERCE STE 250
IRVINE CA 92602-1338

Statement Ending 03/31/2025

Page 1 of 2

Managing Your Accounts

	Toll-Free:	(888) 405-4332
	Online:	www.firstfoundationinc.com
	Mailing:	24310 Moulton Parkway Suite Q Laguna Woods, CA 92637

Summary of Accounts

Account Type	Account Number	Ending Balance
Business Money Market Promo	XXXXXXXXX1197	\$10,087.46

Business Money Market Promo - XXXXXXXXX1197

Account Summary

Date	Description	Amount
03/01/2025	Beginning Balance	\$10,078.90
	1 Credit(s) This Period	\$8.56
	0 Debit(s) This Period	\$0.00
03/31/2025	Ending Balance	\$10,087.46

Interest Summary

Description	Amount
Annual Percentage Yield Earned	1.00%
Interest Days	31
Interest Earned	\$0.00
Interest Paid This Period	\$8.56
Interest Paid Year-to-Date	\$24.84
Earnings Balance	\$10,078.90

Deposits

Date	Description	Amount
03/31/2025	Accr Earning Pymt Added to Account	\$8.56

Daily Balances

Date	Amount	Date	Amount
03/01/2025	\$10,078.90	03/31/2025	\$10,087.46

Overdraft and Returned Item Fees

	Total for this period	Total year-to-date
Total Overdraft Fees	\$0.00	\$0.00
Total Returned Item Fees	\$0.00	\$0.00

Account	*****7797	SOUTH COAST SHO
---------	-----------	-----------------

Main

SOUTH COAST SHORES HOMEOWNERS ASSOCIATION C/O OPTIMUM PROPERTY MGMT INC 230 COMMERCE, STE 250 IRVINE CA 92602		TIN 95 2930418 Date of Birth Email kvos@optimumpm.com Work Phone (714)508-9070 Additional	Interest Earn YTD 1,053.35 Interest Earn LYR 4,598.46 Earnings Term 1 Months Next Earnings Date 04/14/2025 Maturity Term 13 Months Next Maturity Date 12/14/2025 Interest Rate 4.1600 Earnings Compound Anticipated Earnings 365.33 Current Balance 103,223.18 Accrued Earnings 200.18 Penalty 2,117.63 Proof/Memo 0.00 Redemption Amt 101,305.73
CIF Comments			
Location	Not Applicable	Owner	Corporation
Type	12-17 Month CD	Account Type	HOA
Officer	E Sicat Soufi		
FDIC Eligibility	Eligible		

History View

History

Date	Maint Date	Description	Amount	Balance	Reference	RBS	Reference Account	TC	DC	Presented	Basis	Earnings Distr	Tran Date/Time	User
10/14/2020		Opening Deposit	95,157.00	95,157.00		12539169		100		10/14/2020	0.00	0.00	10/14/2020 5:35:29 PM	
11/14/2020		Accr Earning Payment	44.46	95,201.46	Added to Acct			111			0.00	0.00		
12/14/2020		Accr Earning Payment	43.05	95,244.51	Added to Acct			111			0.00	0.00		
01/14/2021		Accr Earning Payment	44.50	95,289.01	Added to Acct			111			0.00	0.00		
02/14/2021		Accr Earning Payment	44.52	95,333.53	Added to Acct			111			0.00	0.00		
03/14/2021		Accr Earning Payment	40.23	95,373.76	Added to Acct			111			0.00	0.00		
04/14/2021		Accr Earning Payment	44.56	95,418.32	Added to Acct			111			0.00	0.00		
05/14/2021		Accr Earning Payment	43.14	95,461.46	Added to Acct			111			0.00	0.00		
06/14/2021		Accr Earning Payment	44.60	95,506.06	Added to Acct			111			0.00	0.00		
07/14/2021		Accr Earning Payment	43.18	95,549.24	Added to Acct			111			0.00	0.00		
08/14/2021		Accr Earning Payment	44.64	95,593.88	Added to Acct			111			0.00	0.00		
09/14/2021		Accr Earning Payment	44.66	95,638.54	Added to Acct			111			0.00	0.00		
10/14/2021		Accr Earning Payment	43.24	95,681.78	Added to Acct			111			0.00	0.00		
10/14/2021		Rate Change	0.00	95,681.78	0.5500— 0.2000			60			0.00	0.00		
11/14/2021		Accr Earning Payment	16.25	95,698.03	Added to Acct			111			0.00	0.00		
12/14/2021		Accr Earning Payment	15.73	95,713.76	Added to Acct			111			0.00	0.00		
01/14/2022		Accr Earning Payment	16.26	95,730.02	Added to Acct			111			0.00	0.00		
02/14/2022		Accr Earning Payment	16.26	95,746.28	Added to Acct			111			0.00	0.00		
03/14/2022		Accr Earning Payment	14.69	95,760.97	Added to Acct			111			0.00	0.00		
04/14/2022		Accr Earning Payment	16.27	95,777.24	Added to Acct			111			0.00	0.00		
05/14/2022		Accr Earning Payment	15.75	95,792.99	Added to Acct			111			0.00	0.00		
06/14/2022		Accr Earning Payment	16.27	95,809.26	Added to Acct			111			0.00	0.00		
07/14/2022		Accr Earning Payment	15.75	95,825.01	Added to Acct			111			0.00	0.00		
08/14/2022		Accr Earning Payment	16.28	95,841.29	Added to Acct			111			0.00	0.00		
09/14/2022		Accr Earning Payment	16.28	95,857.57	Added to Acct			111			0.00	0.00		
10/14/2022		Accr Earning Payment	15.76	95,873.33	Added to Acct			111			0.00	0.00		
10/14/2022		Rate Change	0.00	95,873.33	0.2000— 1.0000			60			0.00	0.00		
11/14/2022		Accr Earning Payment	81.46	95,954.79	Added to Acct			111			0.00	0.00		
12/14/2022		Accr Earning Payment	78.90	96,033.69	Added to Acct			111			0.00	0.00		
01/14/2023		Accr Earning Payment	81.60	96,115.29	Added to Acct			111			0.00	0.00		
02/14/2023		Accr Earning Payment	81.67	96,196.96	Added to Acct			111			0.00	0.00		
03/14/2023		Accr Earning Payment	73.82	96,270.78	Added to Acct			111			0.00	0.00		
04/14/2023		Accr Earning Payment	81.80	96,352.58	Added to Acct			111			0.00	0.00		
05/14/2023		Accr Earning Payment	79.23	96,431.81	Added to Acct			111			0.00	0.00		
06/14/2023		Accr Earning Payment	81.93	96,513.74	Added to Acct			111			0.00	0.00		
07/14/2023		Accr Earning Payment	79.36	96,593.10	Added to Acct			111			0.00	0.00		
08/14/2023		Accr Earning Payment	82.07	96,675.17	Added to Acct			111			0.00	0.00		
09/14/2023		Accr Earning Payment	82.14	96,757.31	Added to Acct			111			0.00	0.00		
10/14/2023		Accr Earning Payment	79.56	96,836.87	Added to Acct			111			0.00	0.00		
10/16/2023		Rate Change	0.00	96,836.87	1.0000— 4.6410			60			0.00	0.00		

11/14/2023	Accr Earning Payment	363.04	97,199.91	Added to Acct	111	0.00	0.00
12/14/2023	Accr Earning Payment	371.46	97,571.37	Added to Acct	111	0.00	0.00
01/14/2024	Accr Earning Payment	385.33	97,956.70	Added to Acct	111	0.00	0.00
02/14/2024	Accr Earning Payment	386.85	98,343.55	Added to Acct	111	0.00	0.00
03/14/2024	Accr Earning Payment	363.28	98,706.83	Added to Acct	111	0.00	0.00
04/14/2024	Accr Earning Payment	389.81	99,096.64	Added to Acct	111	0.00	0.00
05/14/2024	Accr Earning Payment	378.70	99,475.34	Added to Acct	111	0.00	0.00
06/14/2024	Accr Earning Payment	392.85	99,868.19	Added to Acct	111	0.00	0.00
07/14/2024	Accr Earning Payment	381.65	100,249.84	Added to Acct	111	0.00	0.00
08/14/2024	Accr Earning Payment	395.91	100,645.75	Added to Acct	111	0.00	0.00
09/14/2024	Accr Earning Payment	397.47	101,043.22	Added to Acct	111	0.00	0.00
10/14/2024	Accr Earning Payment	386.14	101,429.36	Added to Acct	111	0.00	0.00
11/14/2024	Accr Earning Payment	400.56	101,829.92	Added to Acct	111	0.00	0.00
11/14/2024	Rate Change	0.00	101,829.92	4.6410— 1.0000	60	0.00	0.00
11/15/2024	Rate Change	0.00	101,829.92	1.0000— 4.1600	60	0.00	0.00
12/14/2024	Accr Earning Payment	339.91	102,169.83	Added to Acct	111	0.00	0.00
01/14/2025	Accr Earning Payment	361.60	102,531.43	Added to Acct	111	0.00	0.00
02/14/2025	Accr Earning Payment	362.88	102,894.31	Added to Acct	111	0.00	0.00
*03/14/2025	Accr Earning Payment	328.87	103,223.18	Added to Acct	111	0.00	0.00

Account	*****7973	SOUTH COAST SHO
---------	-----------	-----------------

Main

SOUTH COAST SHORES HOMEOWNERS ASSOCIATION C/O OPTIMUM PROPERTY MGMT INC 230 COMMERCE, STE 250 IRVINE CA 92602		TIN 95 2930418 Date of Birth Email kvos@optimumpm.com Work Phone (714)508-9070 Additional	Interest Earn YTD 1,485.32 Interest Earn LYR 5,719.78 Earnings Term 1 Months Next Earnings Date 03/31/2025 Maturity Term 9 Months Next Maturity Date 11/01/2025 Interest Rate 4.0200 Earnings Compound Anticipated Earnings 578.69 Current Balance 169,213.77 Accrued Earnings 578.69 Penalty 1,677.30 Proof/Memo 0.00 Redemption Amt 168,115.16
CIF Comments Location Not Applicable Type 180-364 Day CD Officer E Sicat Soufi FDIC Eligibility Eligible		Owner Account Type Corporation HOA	

History View History

Date	Maint Date	Description	Amount	Balance	Reference	RBS Reference Account	TC DC	Presented	Basis	Earnings Distr	Tran Date/Time	User
12/01/2020		Opening Deposit	155,000.00	155,000.00		12167737	100	12/01/2020	0.00	0.00	12/01/2020 5:15:35 PM	
01/01/2021		Accr Earning Payment	72.42	155,072.42	Added to Acct		111		0.00	0.00		
02/01/2021		Accr Earning Payment	72.45	155,144.87	Added to Acct		111		0.00	0.00		
03/01/2021		Accr Earning Payment	65.47	155,210.34	Added to Acct		111		0.00	0.00		
04/01/2021		Accr Earning Payment	72.52	155,282.86	Added to Acct		111		0.00	0.00		
05/01/2021		Accr Earning Payment	70.21	155,353.07	Added to Acct		111		0.00	0.00		
06/01/2021		Accr Earning Payment	72.59	155,425.66	Added to Acct		111		0.00	0.00		
07/01/2021		Accr Earning Payment	70.28	155,495.94	Added to Acct		111		0.00	0.00		
08/01/2021		Accr Earning Payment	72.65	155,568.59	Added to Acct		111		0.00	0.00		
09/01/2021		Accr Earning Payment	72.69	155,641.28	Added to Acct		111		0.00	0.00		
10/01/2021		Accr Earning Payment	70.37	155,711.65	Added to Acct		111		0.00	0.00		
11/01/2021		Accr Earning Payment	72.75	155,784.40	Added to Acct		111		0.00	0.00		
12/01/2021		Accr Earning Payment	70.44	155,854.84	Added to Acct		111		0.00	0.00		
12/01/2021		Rate Change	0.00	155,854.84	0.5500- 0.2000		60		0.00	0.00		
01/01/2022		Accr Earning Payment	26.48	155,881.32	Added to Acct		111		0.00	0.00		
02/01/2022		Accr Earning Payment	26.48	155,907.80	Added to Acct		111		0.00	0.00		
03/01/2022		Accr Earning Payment	23.92	155,931.72	Added to Acct		111		0.00	0.00		
04/01/2022		Accr Earning Payment	26.49	155,958.21	Added to Acct		111		0.00	0.00		
05/01/2022		Accr Earning Payment	25.64	155,983.85	Added to Acct		111		0.00	0.00		
06/01/2022		Accr Earning Payment	26.50	156,010.35	Added to Acct		111		0.00	0.00		
07/01/2022		Accr Earning Payment	25.65	156,036.00	Added to Acct		111		0.00	0.00		
08/01/2022		Accr Earning Payment	26.51	156,062.51	Added to Acct		111		0.00	0.00		
09/01/2022		Accr Earning Payment	26.51	156,089.02	Added to Acct		111		0.00	0.00		
10/01/2022		Accr Earning Payment	25.66	156,114.68	Added to Acct		111		0.00	0.00		
11/01/2022		Accr Earning Payment	26.52	156,141.20	Added to Acct		111		0.00	0.00		
12/01/2022		Accr Earning Payment	25.67	156,166.87	Added to Acct		111		0.00	0.00		
12/01/2022		Rate Change	0.00	156,166.87	0.2000- 1.0000		60		0.00	0.00		
12/02/2022		Rate Change	0.00	156,166.87	1.0000- 3.6800		60		0.00	0.00		
01/01/2023		Accr Earning Payment	477.33	156,644.20	Added to Acct		111		0.00	0.00		
02/01/2023		Accr Earning Payment	490.33	157,134.53	Added to Acct		111		0.00	0.00		
03/01/2023		Accr Earning Payment	444.20	157,578.73	Added to Acct		111		0.00	0.00		
04/01/2023		Accr Earning Payment	493.25	158,071.98	Added to Acct		111		0.00	0.00		
05/01/2023		Accr Earning Payment	478.81	158,550.79	Added to Acct		111		0.00	0.00		
06/01/2023		Accr Earning Payment	496.30	159,047.09	Added to Acct		111		0.00	0.00		
07/01/2023		Accr Earning Payment	481.77	159,528.86	Added to Acct		111		0.00	0.00		
08/01/2023		Accr Earning Payment	499.36	160,028.22	Added to Acct		111		0.00	0.00		
09/01/2023		Accr Earning Payment	500.92	160,529.14	Added to Acct		111		0.00	0.00		
10/01/2023		Accr Earning Payment	486.26	161,015.40	Added to Acct		111		0.00	0.00		
11/01/2023		Accr Earning Payment	504.01	161,519.41	Added to Acct		111		0.00	0.00		
12/01/2023		Accr Earning Payment	489.26	162,008.67	Added to Acct		111		0.00	0.00		

01/01/2024	Accr Earning Payment	507.12	162,515.79	Added to Acct	111	0.00	0.00
01/01/2024	Rate Change	0.00	162,515.79	3.6800— 1.0000	60	0.00	0.00
01/01/2024	Rate Change	0.00	162,515.79	1.0000— 3.4400	60	0.00	0.00
02/01/2024	Accr Earning Payment	475.49	162,991.28	Added to Acct	111	0.00	0.00
03/01/2024	Accr Earning Payment	446.07	163,437.35	Added to Acct	111	0.00	0.00
04/01/2024	Accr Earning Payment	478.18	163,915.53	Added to Acct	111	0.00	0.00
05/01/2024	Accr Earning Payment	464.09	164,379.62	Added to Acct	111	0.00	0.00
06/01/2024	Accr Earning Payment	480.94	164,860.56	Added to Acct	111	0.00	0.00
07/01/2024	Accr Earning Payment	466.76	165,327.32	Added to Acct	111	0.00	0.00
08/01/2024	Accr Earning Payment	483.71	165,811.03	Added to Acct	111	0.00	0.00
09/01/2024	Accr Earning Payment	485.13	166,296.16	Added to Acct	111	0.00	0.00
10/01/2024	Accr Earning Payment	470.83	166,766.99	Added to Acct	111	0.00	0.00
11/01/2024	Accr Earning Payment	487.92	167,254.91	Added to Acct	111	0.00	0.00
12/01/2024	Accr Earning Payment	473.54	167,728.45	Added to Acct	111	0.00	0.00
01/01/2025	Accr Earning Payment	490.74	168,219.19	Added to Acct	111	0.00	0.00
02/01/2025	Accr Earning Payment	492.17	168,711.36	Added to Acct	111	0.00	0.00
02/01/2025	Rate Change	0.00	168,711.36	3.4400— 1.0000	60	0.00	0.00
02/04/2025	Rate Change	0.00	168,711.36	1.0000— 4.0200	60	0.00	0.00
02/04/2025	Accrued Credit Adj	41.88	168,711.36	Backdated int. 2/1/25—2/3/25	178	0.00	0.00 02/04/2025 5:01:56 PM
02/28/2025	Accr Earning Payment	502.41	169,213.77	Added to Acct	111	0.00	0.00
*	Accr Earning Payment	578.69	169,213.77		110	0.00	0.00

Account*****5354SOUTH COAST SHO

Main

SOUTH COAST SHORES HOMEOWNERS ASSOCIATION
230 COMMERCE, STE 250
IRVINE CA 92602

TIN95 2930418
Date of Birth
Emailkvos@optimumpm.com
Work Phone(714)508—9070

Additional

CIF Comments
LocationNot ApplicableOwnerCorporation
TypePromo 9moAccount TypeHOA
OfficerE Sicat Soufi
FDIC EligibilityEligible

Interest Earn YTD555.05
Interest Earn LYR554.48
Earnings Term1 Months
Next Earnings Date04/17/2025
Maturity Term9 Months
Next Maturity Date06/17/2025
Interest Rate4.8800
EarningsCompound
Anticipated Earnings192.74
Current Balance46,409.53
Accrued Earnings86.94
Penalty558.44
Proof/Memo0.00
Redemption Amt45,938.03

History ViewHistory

Date	Maint Date	Description	Amount	Balance	Reference	RBS	Reference Account	TC	DC	Presented	Basis	Earnings Distr	Tran Date/Time	User
09/17/2024		Opening Deposit	45,300.00	45,300.00		12912073		100		09/17/2024	0.00	0.00	09/17/2024 5:15:25 PM	
10/17/2024		Accr Earning Payment	182.05	45,482.05	Added to Acct			111			0.00	0.00		
11/17/2024		Accr Earning Payment	188.89	45,670.94	Added to Acct			111			0.00	0.00		
12/17/2024		Accr Earning Payment	183.54	45,854.48	Added to Acct			111			0.00	0.00		
01/17/2025		Accr Earning Payment	190.43	46,044.91	Added to Acct			111			0.00	0.00		
02/17/2025		Accr Earning Payment	191.22	46,236.13	Added to Acct			111			0.00	0.00		
* 03/17/2025		Accr Earning Payment	173.40	46,409.53	Added to Acct			111			0.00	0.00		

data:text/html;charset=utf-8;base64,PCFET0NUWVBFIgh0bWw+DQo8aHRtbD4NCjxoZWFKPg0KPHRpdGxIPkNEIElucXVpcnkg4oCTIFNPVVRIENPQVNUIFNITzwvdGl0bGU+DQo8c3R5bGU+DQog... 1/1

P.O. Box 64084
 Phoenix, AZ 85082
 866-800-4656 (toll free)



3-31-25
 308631224

OPTIMUM PROFESSIONAL PROPERTY AGANT FOR
 SOUTH COAST SHORES HOMEOWNERS ASSOC
 RESERVE
 230 COMMERCE STE 250
 IRVINE CA 92602-1338

30863 122 4 MONEY MARKET ACCOUNT

Previous Balance	2-28-25	60,417.62
+Deposits/Credits		.00
-Checks/Debits		.00
-Service Charge		.00
+Interest Paid		10.05
Current Balance		60,427.67
Days in Statement Period	31	

* - - - - -INTEREST SUMMARY- - - - - *

Interest Earned From	3/01/25 To 3/31/25	
Days in Period		31
Interest Earned		10.05
Annual Percentage Yield Earned		.20
Interest Paid this Year		31.53
Interest Withheld this Year		.00

* - - - - -DESCRIPTIVE TRANSACTIONS- - - - - *

Date	Description	Amount
3-31	Interest Pymt	10.05


* - - - - -DAILY BALANCE SUMMARY- - - - - *

Date	Balance	Date	Balance	Date	Balance
2-28	60417.62	3-31	60427.67		

* - - - - -OVERDRAFT CHARGES/REFUNDS SUMMARY - - - - - *

	This Cycle	YTD
Total returned item fees	.00	.00
Total overdraft fees	.00	.00

END OF STATEMENT



Your Ameriprise statement

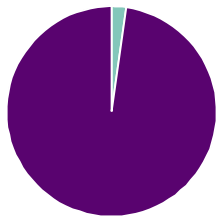
for March 1, 2025 to March 31, 2025

PREPARED FOR SOUTH COAST SHORES HOMEOWNERS ASSOCIATION

Value of your investment accounts

	This month	This year
Beginning value	\$75,727.44	\$74,094.42
Net deposits & withdrawals	-\$0.01	-\$0.01
Dividends, interest & income	\$0.23	\$1,716.04
Change in value	\$31.08	-\$51.71
Ending value	\$75,758.74	\$75,758.74

Your asset allocation



Asset class	Value on Mar 31, 2025	Percent of assets
Cash & cash investments*	\$1,745.42	2.3%
Fixed income	\$74,013.32	97.7%
Total assets	\$75,758.74	100%

*Cash investments includes cash held inside pooled investments (e.g. mutual funds), as part of a manager's investment strategy, and is not directly accessible unless you sell some of that investment. For details visit ameriprise.com/allocation.

LE06Z0

Your personal advising team

Capital Reserve Group

A financial advisory practice of Ameriprise Financial Services, LLC

Cory J Matsumoto

611 Anton Blvd Ste 200

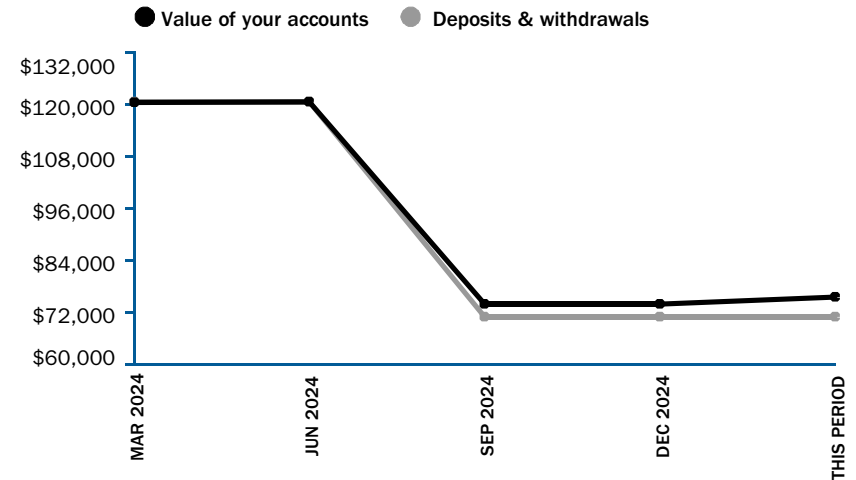
Costa Mesa, CA 92626-7002

714.435.3965

Cory.Matsumoto@comericafinancialadvisors.com

www.ameripriseadvisors.com/team/capital-reserve-group

Value of your investment accounts over time



This chart provides a five-year view of your account values. The black line shows the value of your accounts, while the gray line shows your net contributions (deposits less withdrawals).



Get all the details online at ameriprise.com. Click the Portfolio tab to find your latest account value, activity and asset allocation. Your Ameriprise financial advisor can help you understand how the stated account value shown here may differ from the amount you'd receive if you sold your assets (after any tax withholding, outstanding loans, pending transactions and potential fees).

Powered by
Ameriprise
Financial



Securities offered through Ameriprise Financial Services, LLC. Member FINRA/SIPC.

Ameriprise Brokerage Account

SOUTH COAST SHORES HOMEOWNERS | ASSOCIATION

Account #: 0000 3164 0425 0 133

Investment time frame: 1-3 years; Risk tolerance: Conservative; Investment objective: Capital Preservation; Liquidity needs: 7+ Years
See the Disclosures at the end of your statement for definitions of these suitability terms.

Value of your account

	This period	This year
Beginning value	\$75,727.44	\$74,094.42
Withdrawals		
Other withdrawals	-\$0.01	-\$0.01
Income		
Interest	\$0.23	\$1,716.04
Change in value	\$31.08	-\$51.71
Ending value	\$75,758.74	\$75,758.74
Accrued interest	\$278.97	

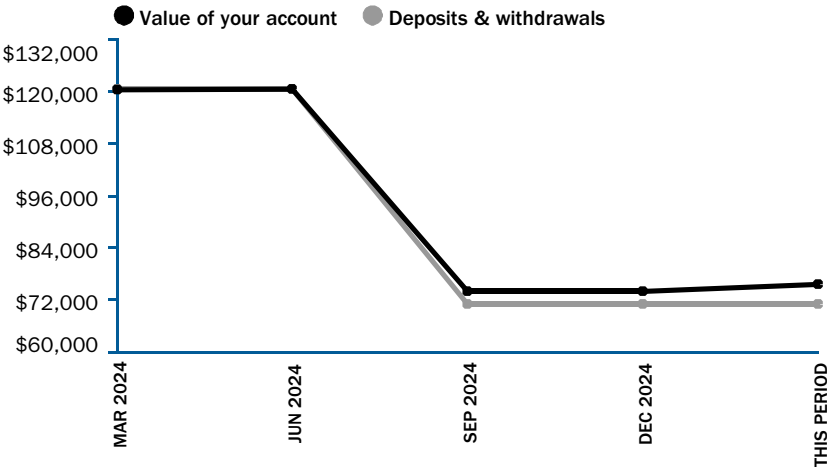
Summary of your holdings

Asset	Value of assets	Percent of account
Cash and equivalents	\$1,745.42	2.3%
Bonds, CDs and structured products	\$74,013.32	97.7%
Ending value	\$75,758.74	100.0%

Your holdings

Description	Ending value this period ⁷	Ending value last period	Net change this period	Estimated	
				Annual income	Yield
Cash and equivalents					
Ameriprise Insured Money Market (AIMMA) ²	\$1,745.42			\$2.71	0.16%
Ameriprise Bank FSB Minneapolis MN	\$1,745.42				
Total Cash and equivalents ⁵	\$1,745.42	\$1,745.20	\$0.22	\$2.71	

Value of your account over time



Ameriprise Brokerage Account (continued)

Account #: 0000 3164 0425 0 133

Your holdings - continued

Description	Symbol/ CUSIP	Quantity	X	Market price	Ending value = this period ⁷	Ending value last period	Net change this period	Estimated			
								Total cost basis ¹	Unrealized gain/loss	Annual income	Yield
Bonds, CDs and structured products											
LESS THAN 1 YEAR											
CLEAR FORK BANK NA ALBANY TX CD FDIC #03067 IAM CPN 4.300% DUE 08/28/25 DTD 02/28/25 FC 08/28/2508/28/2025	184554BH5	74,000.000		\$100.0180	\$74,013.32/ \$278.97	\$73,982.24	\$31.08	\$74,004.97	\$8.35	\$3,182.00	4.30%
Accrued interest: \$278.97											
Total account holdings					\$75,758.74	\$75,727.44	\$31.30	\$74,004.97	\$8.35	\$3,184.71	

¹ Total cost basis reflects the amount you have invested "out-of-pocket" over time plus any automatically reinvested earnings. Each time a new purchase or a sale is made, your Total cost basis is adjusted accordingly. Total cost basis is not a measure of your initial investment amount, but rather an estimate of the unrealized gain or loss on the securities you have purchased. Total cost basis amounts on your statement are provided for informational purposes only and may be incomplete or unavailable for some of your holdings at this time. For investment performance information contact your financial advisor. For tax preparation, please refer to your year-end tax package and consult your tax advisor.

² Ameriprise Insured Money Market Account (AIMMA) deposits are FDIC-insured with applicable limits when placed with program Banks, represent direct obligations of the program Banks, and are not covered by SIPC. AIMMA deposits placed in the Dreyfus money market mutual fund, if applicable, are not FDIC-insured, but rather are securities covered by SIPC. You may opt out of depositing your funds at listed program Banks as outlined in your Other Important Brokerage Disclosures.

⁵ Any balances held in AIMMA, ABISA or a money market mutual fund serving as your sweep account can be liquidated at your request and the proceeds held as cash in the account or remitted to you per your instructions. Annual percentage yield earned (APYE) and interest paid during the statement period are shown in your account activity.

⁷ Ending value amounts for Your holdings represent information posted as of trade date and thus may include transactions that have not settled as of the date of this statement. Total Value is derived from both assets held by the firm in your account, as well as assets held away which is reported for convenience purposes.

The MSRB provides disclosure and offering documents from municipal securities issuers online at www.emma.msrb.org. You can also find: pricing for municipal trades, interest rates, auction results, daily market statistics and educational material about municipal securities.

** Any ratings for municipal bonds are supplied by Standard & Poor's, a division of the McGraw-Hill Companies, Inc, an investment rating provider. Other rating services may rate this security differently. Lack of a rating by Standard & Poor's does not imply the security is not rated as it may be rated by other rating services.

See the Disclosures section of this statement for more information.

Your account activity

Date	Transaction	Description	Symbol/ CUSIP	Quantity	Price	Amount
Withdrawals						
Other withdrawals						
03/04/2025	JOURNAL	AIMMA PURCHASE				-\$0.01

Ameriprise Brokerage Account (continued)

Account #: 0000 3164 0425 0 133

Your account activity - continued

Date	Transaction	Description	Symbol/ CUSIP	Quantity	Price	Amount
Income						
03/31/2025	INTEREST	AMERIPRISE INSURED MONEY MARKET ACCOUNT 033125 1,745 APYE .15%				\$0.23
Other activity						
03/31/2025	INTEREST REINVEST	AMERIPRISE INSURED MONEY MARKET ACCOUNT				-\$0.23
An investment in money market funds is not insured or guaranteed by the Federal Deposit Insurance Corporation or any other government agency. Although the Fund seeks to maintain the value of your investment at \$1.00 per share, it is possible to lose money by investing in the Fund.						

Your cash sweep activity

Date	Transaction	Description	Amount
03/03/2025	PURCHASE	AMERIPRISE INSURED MONEY MARKET ACCOUNT	-\$0.01
03/05/2025	SALE	AMERIPRISE INSURED MONEY MARKET ACCOUNT	\$0.01

Additional information about your account

In the next quarter, we expect to launch the following bank in the Ameriprise Insured Money Market Account (AIMMA) sweep program: CIBC Bank USA. If you participate in the AIMMA sweep program, please refer to the current AIMMA Bank Lists at ameriprise.com/sweeprates for a list of banks currently in the program as well as the date this new bank will first become available to take deposits.

The 408(b)(2) fee disclosure guide (the Guide) for Retirement Plan Clients holding accounts at Ameriprise is available online at ameriprise.com/408b2-disclosures. If you need additional information related to this regulation or your responsibilities under it, please visit the Department of Labor's website at www.dol.gov/agencies/ebsa.

Additional important disclosures

Throughout these disclosures, Ameriprise Financial Services, LLC, the introducing firm, and American Enterprise Investment Services, Inc., the clearing firm, are abbreviated as AFS and AEIS respectively. The affiliates RiverSource Life Insurance Co. and RiverSource Life Insurance Co. of New York are abbreviated as RVS.

Agreements and disclosures: You may access current versions of documents including agreements, disclosures and fee documentation governing brokerage and managed accounts on our website at ameriprise.com/disclosures.

Managed Account Client Disclosure Brochure:

SPS programs: Available at no cost to you are the updated Ameriprise® Managed Accounts Client Disclosure Brochure, or for a consolidated advisory fee relationship the Ameriprise Managed Accounts and Financial Planning Service Disclosure Brochure for a full description of services offered, including fees and expenses. These brochures are available at ameriprise.com/disclosures, or you may contact your financial advisor, write to Ameriprise Financial Services, LLC at 2661 Ameriprise Financial Center, Minneapolis, MN 55474 or call 800.297.6663.

All other programs: Available at no cost to you are the updated Ameriprise® Managed Accounts Client Disclosure Brochure, or for a consolidated advisory fee relationship the Ameriprise Managed Accounts and Financial Planning Service Disclosure Brochure for a full description of services offered by AFS, including fees and expenses. Also available to you is the updated disclosure brochure or a summary of material changes to the disclosure brochure, if any, for the applicable Advisory Service Provider(s) you chose to provide investment advisory services to your Account. These brochures are available at ameriprise.com/disclosures, or you may contact your financial advisor, write to Ameriprise Financial Services, LLC at 2661 Ameriprise Financial Center, Minneapolis, MN 55474 or call 800.297.6663. For updated disclosure brochures for the applicable third-party Advisory Service Provider(s) please contact your financial advisor.

Check deposits: Checks that should be made payable to AEIS include Ameriprise Brokerage, ONE Financial, Managed Accounts, 529 Plans and Variable Annuities. Checks that should be made payable to AFS include RiverSource Insurance and Annuities, Ameriprise Certificates, Financial Plans and checks for multiple products that do not include funds to be sent to Brokerage or a Managed Account. Checks for deposit to an Ameriprise Bank Account should be made payable to the account owner/client or Ameriprise Bank. Checks for deposit into RiverSource Life of New York accounts should be made payable to RiverSource Life of New York. Checks for RAVA 5 accounts that are transfer checks or additional payments should be made out to RiverSource Life Insurance Company. No checks or payments should be made payable to any advisor or their practice as these are not an affiliate or subsidiary of the firm.

AEIS balance sheet available online for Dec. 31, 2024: In accordance with requirements under Securities and Exchange Commission ("SEC") Rule 17a-5, we make our Statement of Financial Condition available on our website at www.ameriprise.com/aeisfinancialstatement. You may also obtain a free copy by mail by calling us at 800.297.7378.

American Enterprise Investment Services, Inc. (AEIS or the Company), a wholly owned subsidiary of Ameriprise Financial, Inc., is the registered clearing broker dealer for your securities positions and free credit balances held in your Ameriprise brokerage account(s). Under the SEC's Uniform Net Capital Rule, Rule 15c3-1, AEIS is required to provide this information to its customers and is required to maintain net capital of 2% in excess of aggregate debit items arising from client transactions. On December 31, 2024, the Company's net capital was \$141,419,858 or 9.5% of aggregate debit items and \$111,611,030 in excess of its required net capital of \$29,808,828.

Third Party Payments and Cost Reimbursement Services: AEIS performs certain services such as record keeping, administration and shareholder servicing support, applicable platform level eligibility and investment product due diligence, investment research, training and education, client telephonic and other servicing, and other support related functions, such as trading systems, asset allocation and performance reporting tools, and websites and mobile applications (collectively, "Cost Reimbursement Services"). AEIS receives a variety of these payments for Cost Reimbursement Services ("Cost Reimbursement Payments") from investment products sponsored or managed by affiliated investment advisers (e.g., Columbia Management Investment Advisers)

and from unaffiliated product companies for investments you make as a result of our recommendations. Cost Reimbursement Payments are received at a higher percentage rate from certain mutual fund firms (described below as "Full Participation Firms"), which may create a conflict of interest or incentive if AFS promotes, or Ameriprise Financial advisors recommend, the mutual funds offered by a Full Participation Firm. These payments form a structure referred to as the Ameriprise Financial Mutual Fund Program. Cost Reimbursement Payments are not shared with your financial advisor. Cost Reimbursement Payments for marketing and sales support are also applicable to other investment product categories, such as annuities, insurance, UITs, actively managed ETFs, structured products and alternative investments, such as non-traded REITs/BDCs, hedge fund offerings, managed futures funds, private equity offerings, and real estate private placements. For additional information regarding the compensation amounts and practices of a particular mutual fund, please review all pertinent sales literature, statements of additional information prospectuses, accounts agreements, policies, contracts, and other offering documents, as well as ameriprise.com/guide.

Financial interest in products: AFS and its affiliates have a greater financial interest in the sales of products that they manufacture. AFS and its affiliates receive more revenue from the sale of some financial products and services, particularly those products and services sold under the Ameriprise, Columbia Threadneedle Investments and RVS brands, than for the sale of other products and services.

Suitability terms: **Investment time frame** is the expected period of time you plan to invest to achieve your current financial goal(s). Choices are: less than 1 year, 1-3 years, 4-7 years, 8-10 years and 11+ years. **Risk tolerance** describes your ability to bear the potential of your account losing value in exchange for the potential of higher returns. The higher your risk tolerance, the potential for substantial losses and gains increases. Choices are: Conservative, Moderately conservative, Moderate, Moderately aggressive, and Aggressive. **Investment objective** identifies your intent or planned purpose for the investment dollars in your account. Choices are: Growth, Growth with income, Income, Capital preservation, Speculation, Tax considerations, Education, Estate planning, and Protection. **Liquidity needs** is the period of time from the present until you anticipate needing access to your investment dollars.

In case of errors or questions about your electronic transfers: Call us at 800.862.7919 or write us at Ameriprise Financial, 70100 Ameriprise Financial Center, Minneapolis, MN 55474, promptly if you think your statement or receipt is wrong or if you need more information about a transfer on the statement or receipt. We must hear from you no later than 60 days after we sent you the FIRST statement on which the error or problem appeared.

- (1) Tell us: your name and account number (if any);
- (2) Describe the error or the transfer you are unsure about, and explain as clearly as you can why you believe it is an error or why you need more information;
- (3) Tell us the dollar amount of the suspected error.

We will investigate your complaint and will correct any error promptly. If we take more than 10 business days (or 20 business days for new accounts) to do this, we will credit your account for the amount you think is in error, so that you will have the use of the money during the time it takes us to complete our investigation. If we ask you to put your complaint or question in writing and we do not receive it within 10 business days, we may not credit your account. We may take up to 45 days to complete our investigation (90 days for transfers involving new accounts, point-of-sale, or foreign-initiated transactions). We will tell you the results within three business days after completing our investigation. If we determine that there was no error, we will send you a written explanation. You may ask for copies of the documents that we used in our investigation.

Valuation of alternative investments: Interests in limited partnerships, hedge fund offerings, non-traded real estate investment trusts, non-traded business development companies, non-traded closed-end funds, real estate private placement, tenant-in-common real estate securities, managed futures funds, private equity offerings or other alternative investments (collectively referred to as Alternative Investments), which are not listed on a national exchange, are generally illiquid because no formal trading market exists for these securities. Their values may be different from the

purchase price and may not necessarily be realized if the issuer liquidates the security or if you sell your interests. If accurate pricing is not available, the value of the position will be reflected as "Not Priced". The valuation of interests in Alternative Investments is either the initial offering price or an estimated value, both of which have been provided by the issuer. Other than the initial offering price, the values of the positions you hold represent estimates of your interest in the net assets of the program and are reflected in the total value of your account, shown herein. In limited circumstances, generally where the position has been purchased at another financial institution, the valuation may be provided by an independent third party pricing agent. Each issuer of an Alternative Investment or third party may have a different method of valuation, and may apply various methods of valuation throughout the life of the investment. Generally, the factors considered include, but are not limited to: actual or estimated property or securities values, capitalization rates, acquisition costs, current and/or future cash flows, the use of cash versus accrual accounting, activity in an informal secondary market or overall performance. For publicly registered companies, the valuation methodology is described in the issuer's annual report and other current periodic reports, which are available to clients. For unregistered products/private placements, contact the managing general partner or company for further information about valuation. The number of units owned has been provided by the management of each program and may not necessarily reflect activity after the initial purchase.

Non-traded real estate investment trust Distribution Reinvestment Plan (DRIP) customers: If you participate in the DRIP and you experience a material adverse change in your financial condition, promptly notify your financial advisor to discuss continued participation in the DRIP.

Callable securities: When we hold securities which are callable in part on your behalf, you will participate in the impartial lottery allocation system for the called securities in accordance with the provisions of the exchange on which they trade, and in compliance with industry rules. For further details about the allocation process please go to

www.ameriprise.com/content/files/AMP_CALLABLE-SECURITIES.PDF

"Covered" securities: A security is considered "covered" and subject to special basis and holding period tax reporting rules under these conditions: 1) Stock, including real estate investment trusts (REITs) acquired on or after Jan. 1, 2011, and not purchased under a dividend reinvestment program 2) Mutual funds and REITs/stocks in a dividend reinvestment program purchased on or after Jan. 1, 2012 (except money market funds) 3) Certain options and debt securities with less complex tax treatment purchased on or after Jan 1, 2014, and 4) Certain options and debt securities with more complex tax treatment purchased on or after Jan 1, 2016. Some securities are not "covered" by definition, see below. When a "covered" investment is sold, we will report the cost basis and holding period of the investment to you and the IRS (in addition to the already-required proceeds information). The cost basis information provided on this statement may not be used for tax reporting purposes. For tax reporting purposes, use the information provided on Form 1099-B, Proceeds from Broker and Barter Exchange Transactions, which will be sent early in the year following the tax year in which the investment was sold.

"Noncovered" securities: "Noncovered" is a term for those securities that are not subject to the required cost basis and holding period reporting described above. Ameriprise Financial provides cost basis and holding period information to clients, but not the IRS, for many "noncovered" securities including "noncovered" equities, mutual funds, exchange-traded funds (ETFs), exchange-traded notes (ETNs), business development corporations (BDCs), unit investment trusts (UITs), real estate investment trusts (REITs), debt instruments, and options acquired before the effective dates listed above. Certain other securities are currently excluded from the cost basis reporting rules, including money market funds, short-term debt instruments, real estate mortgage investments conduits (REMICs) and other mortgage-backed securities, partnerships, trusts, and prepaid forward contracts (including certain structured products). The cost basis information provided for "noncovered" securities may not include changes due to corporate actions (such as mergers, spin-offs, stock dividends or cash dividends in lieu of fractional shares), wash sales, certain mutual fund adjustments, returns of capital, certain adjustments to fixed income securities (including early prepayment of principal, premium amortization, accrual of market discount or original issue discount), or transfers of existing positions into Ameriprise by new or existing clients.

Ameriprise is not responsible for "noncovered" cost basis information, and will not verify cost basis information that is provided by someone else (including a client, an advisor or another entity, such as a broker) or is the result of a transfer between persons (including inheritance, gift, divorce, distributions from a trust, shares used to repay a loan, etc.). It also will not verify "noncovered" cost basis information obtained through corporate acquisitions by Ameriprise. For transactions related to any of these activities for "noncovered" shares, review your records and consult your tax advisor when preparing your tax return.

Free credit balance: In general, a free credit balance represents cash held in your brokerage or managed account that is payable upon your demand. We are not required to segregate or hold the funds separately. We may commingle your funds with our general funds or use the funds for our business. We may, but are not obligated to, pay you interest on any available free credit balances, and we may earn income from the balances as compensation for servicing your account. Please review our Other Important Brokerage Disclosure for more information.

Order Routing Policy and compensation for order handling: Some market centers or broker-dealers may execute orders at prices superior to the publicly quoted market. AEIS considers a number of factors in its decision process as to the exchanges and market centers to which it directs its customer orders for execution. These factors include but are not limited to: the speed of execution; the opportunity for price improvement; liquidity enhancement opportunities; trading characteristics of the particular individual security; and size of the order. AEIS currently does not receive payment for directing orders; however, AEIS reserves the right to receive remuneration for directing orders to a particular broker or dealer for execution. The source and amount of remuneration, if any, received by AEIS will be furnished upon written request. Payment for order flow is not a factor considered when routing orders. For more detailed information, please visit our Order Routing Report published quarterly on ameriprise.com. Please contact us at 800.862.7919 to obtain a printed copy of our Order Routing Report at no cost, or for further details regarding the routing of any specific order. The link to the SEC 606 Order Routing Report can be found at ameriprise.com/606.

Brokerage mutual fund purchases: When you purchase certain mutual funds at NAV, on selling your shares, you may pay a sales charge. For the charge and other fees, see the prospectus.

Equity Dividend Reinvestment Program (DRIP) customers: Transactions to purchase shares for the DRIP program, where offered, are executed on a riskless principal basis by AEIS. Details of your DRIP transactions are available on written request to AEIS.

Fractional Shares and Liquidation Process: Where your statement indicates a transaction that involved less than one full share of an equity, ETF, preferred or closed-end fund, as well as UITs ("Fractional Share"), AFS and AEIS sold and liquidated the Fractional Share(s) as a client-directed principal transaction on your behalf in accordance with the Ameriprise Brokerage Client Agreement and, if you have a Managed Account, per the liquidation process outlined in your Custom Advisory Relationship Agreement or the applicable Managed Account Client Agreement.

Assets held outside your brokerage account: Certain assets purchased through AFS are displayed on this statement as a courtesy to you, even though the assets are held at a third party, and not custodied in your brokerage account. These products may include but are not limited to annuities and insurance products, hedge fund offerings, private equity offerings, managed futures funds, exchange funds, real estate private placements, DST/TICs, and certain 529 plans. Ownership records for these products, valuation information, and SIPC coverage, if applicable, are the responsibility of the company holding the assets, and not AFS or AEIS.

The Value of your accounts over time on the first page of your statement reports the following information:

1) The ending value of your portfolio for applicable dates going back (up to) five years. The gray line shows the net value of your deposits and withdrawals, dating back (up to) five years. Note:

- The gray line does not reflect additions or surrenders for third-party annuities linked to your brokerage account prior to Jan. 1, 2017.
- The gray line does not reflect additions or surrenders from any whole life insurance policies.

- If your portfolio was established on Dec. 31, 2012 or earlier, the gray line starting point was your portfolio value on Jan. 1, 2013. The gray line shows your portfolio value on Jan. 1, 2013 PLUS additions since that time MINUS withdrawals since that time.

Activity for this period: transaction(s) that have not yet settled by the date of this statement will appear on your next statement.

Third-party issuer assessment: AFS periodically assesses, but does not continuously monitor, the creditworthiness or financial solvency of third-party issuers. You should be advised that credit markets can be volatile, and the creditworthiness of an issuer may change rapidly. AFS, as a seller of these products, does not guarantee or provide any assurance that a third-party issuer of financial products will be able to fulfill the issuer's obligation to any purchaser of such a product.

Disclosure for persons without a financial advisor: Mutual funds can be purchased through AFS. For direct purchases AFS will retain all sales charges and 12b-1 fees.

Messages for you

Tips to help prevent tax identity theft

Tax identity theft is a scam in which bad actors steal the victim's tax information and use it to file fraudulent returns in their name in hopes of pocketing refunds. Safeguard your tax return and review the checklist at ameriprise.com/privacy-security-fraud/fraud-reporting/tax-identity-theft-checklist to help protect yourself from bad actors.

Important disclosures

Capital Reserve Group is a financial advisory practice of Ameriprise Financial Services, LLC. **Please review your statement carefully.** Report any inaccuracies or discrepancies immediately to the appropriate legal entity outlined below. Any oral communication should be re-confirmed in writing to us to protect your rights, including your rights under the Securities Investor Protection Act. Please notify us promptly in writing of any change of address. In addition, should any material change occur in your investment objectives or financial situation, we request prompt notification to ensure we maintain the most up-to-date background and financial information.

These entities are wholly owned subsidiaries of Ameriprise Financial, Inc. All may be contacted at 800.862.7919 unless otherwise noted below.

American Enterprise Investment Services, Inc (AEIS), the clearing broker-dealer, member FINRA and SIPC, is responsible for the summary pages and each statement for brokerage or managed account products, including securities positions and free credit balances. Direct inquiries to 70400 Ameriprise Financial Center, Minneapolis, MN 55474. A financial statement for this organization is available for your personal inspection at its offices, or a copy of it will be mailed upon your written request.

Ameriprise Financial Services, LLC (AFS), the introducing broker-dealer, member FINRA and SIPC is responsible for Financial Planning Service product pages. Brokerage accounts, investment, and financial advisory services are introduced by and made available through AFS. Direct inquiries (including a problem with, or a complaint about your financial advisor, or unauthorized activity in your account(s)) to 70100 Ameriprise Financial Center, Minneapolis, MN 55474-0507.

Ameriprise Trust Company (ATC) is a passive custodian for tax qualified accounts including IRAs. ATC outsources all custody of IRA assets to the other regulated custodians.

Ameriprise Bank, FSB (Bank), Member FDIC, is responsible for banking products including deposit and lending accounts. Investment products are not insured by the FDIC, NCUA or any federal agency, are not deposits or obligations of, or guaranteed by any financial institution, and involve investment risks including possible loss of principal and fluctuation in value.

Ameriprise Certificate Company, the certificate product issuer, is responsible for Ameriprise Certificate Products and those products are distributed and serviced by AFS.

RiverSource Life Insurance Company and RiverSource Life Insurance Co. of New York (collectively RVS) are responsible for RiverSource insurance and annuity products. Direct inquiries to RiverSource Life Insurance Co. of NY to 800.541.2251.

Municipal securities: AEIS and AFS are registered with the U.S. Securities and Exchange Commission and the Municipal Securities Rulemaking Board (MSRB). The MSRB makes available at its website, www.msrb.org, an investor brochure, which describes the protections that may be provided by the MSRB, and how to file a complaint regarding municipal securities with the appropriate regulatory authority.

Not a Bank: AEIS, AFS, ATC, Ameriprise Certificate Company and RVS are not banks. Investment products are not insured by the FDIC, NCUA or any federal agency, are not deposits or obligations of, or guaranteed by any financial institution, and involve investment risks including possible loss of principal and fluctuations in value.

This document was delivered via U.S. Mail

This statement is eligible for online delivery.

Go to www.ameriprise.com/edelivery to get started.

Ameriprise online statements are available in color and archived for seven years.

Questions? We're here to help. 800.862.7919

For information on how to read your statement, please visit www.ameriprise.com/microsite/statement



Ameriprise Financial Services, LLC
70100 Ameriprise Financial Center | Minneapolis, MN 55474

SOUTH COAST SHORES HOMEOWNERS ASSOCIATION
230 COMMERCE STE 250
IRVINE CA 92602-1338



251029