

South Coast Shores Homeowners Association

Financial Reports



August
2024

South Coast Shores Homeowners Association

Community Financial Overview

August 31, 2024

Cash

	Current Mo.	Change	
Operating	\$290,603	(\$42,207)	↓
Reserves	\$667,348	\$12,614	↑
Adequate Operating Cash?		Yes	
Amount Due to Reserves		\$0	
Repayment in Progress?		N/A	

\$290,603	\$82,067
Operating Cash Balance	Minimum Recommended Balance

Impending Investment Maturities		
Bank	G/L Acct	Maturity
Alliance	15055	09/17/24
First Foundation	15070	11/14/24


Reinvest funds into CDs after evaluating the amount of reserve cash needed for upcoming projects

Uninsured Cash Balances		
Bank	Total Cash in Bank	Uninsured Portion
Pacific Premier	\$315,540	\$65,540
First Foundation	\$276,485	\$26,485

Uninsured amounts are at risk if the bank fails. To avoid potential losses, transfer funds to a different bank as soon as possible.

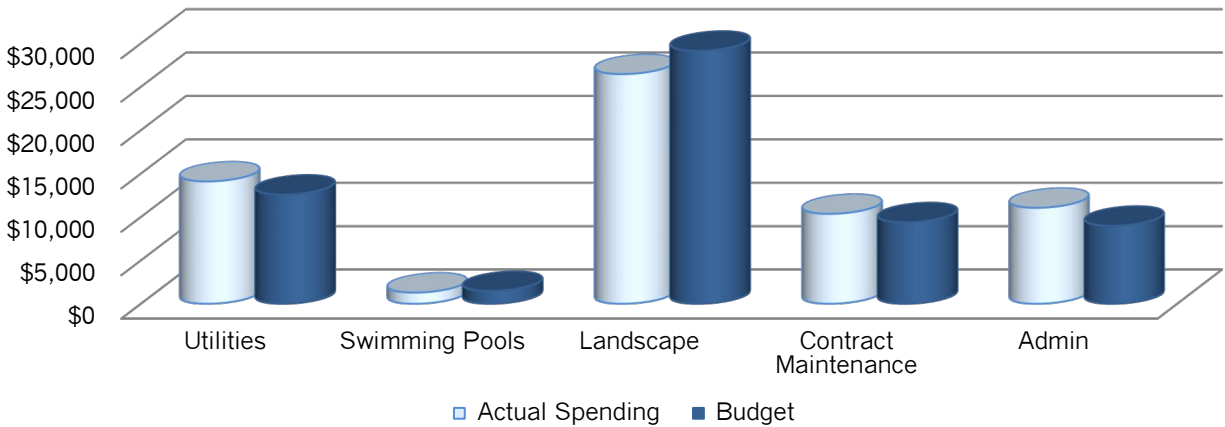
Assessments Receivable

Balance Breakdown



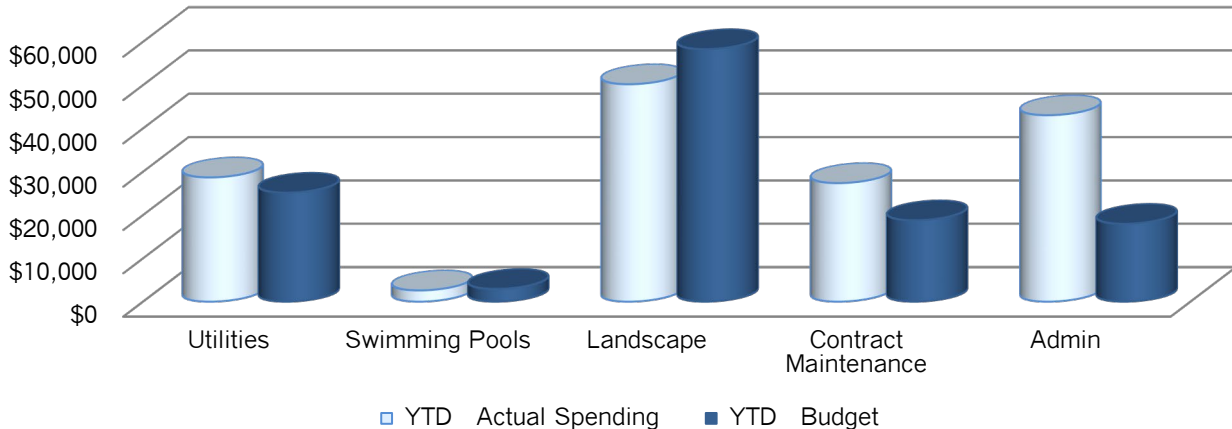
South Coast Shores Homeowners Association Community Financial Overview

Current Month



In the month of August, the Association spent \$1,519 more than the budget projected on Utilities, \$974 more on Contract Maintenance, and \$2,074 on Admin.

Year-to-Date



For more details of spending, please see the enclosed Statement of Expenses.

Prepared By: Vincent Lam, Staff Accountant

Date: September 10, 2024

Reviewed By: Katie Vos, Association Controller

Date: September 10, 2024

South Coast Shores Homeowners Association

Balance Sheet as of 8/31/2024

Assets	Operating	Reserve	Total
Operating: Cash & Investments			
10100 - Pacific Premier Bank Op x0834	\$212,154.01		\$212,154.01
10310 - Comerica Op x0425	\$4,448.96		\$4,448.96
10702 - Comerica - Independent Bank Mat. 02-28-25 4.65% 6 Months	\$74,000.00		\$74,000.00
Total Operating: Cash & Investments	\$290,602.97		\$290,602.97
Operating: Receivables			
11150 - Accounts Receivable	\$2,389.15		\$2,389.15
11190 - Less Allowance For Past Due Accts	(\$224.66)		(\$224.66)
Total Operating: Receivables	\$2,164.49		\$2,164.49
Reserves: Cash			
14100 - Pacific Premier Bank MMA x1195		\$103,386.26	\$103,386.26
14200 - FCB MMA x2212		\$60,347.91	\$60,347.91
14210 - First Foundation MMA x1197		\$10,027.85	\$10,027.85
14300 - Banc of CA MMA x5433 - UNCLAIMED PROPERTY		\$125,811.12	\$125,811.12
Total Reserves: Cash		\$299,573.14	\$299,573.14
Reserves: Investments			
15050 - First Foundation x7973 Mat.02-01-2025 3.440 % 13mths		\$165,811.03	\$165,811.03
15055 - Alliance x2689 Mat. 09-17-2024 5.03% 11mths		\$101,317.77	\$101,317.77
15070 - First Foundation x7797 Mat. 11-14-2024 4.641% 13mths		\$100,645.75	\$100,645.75
Total Reserves: Investments		\$367,774.55	\$367,774.55
Total Assets	\$292,767.46	\$667,347.69	\$960,115.15

South Coast Shores Homeowners Association

Balance Sheet as of 8/31/2024

Liabilities / Equity	Operating	Reserve	Total
Liabilities			
20200 - Accrued Expenses	(\$45,300.00)		(\$45,300.00)
21120 - Deposits: Clubhouse	\$525.00		\$525.00
21500 - Prepaid Assessments	\$14,740.84		\$14,740.84
Total Liabilities	(\$30,034.16)		(\$30,034.16)
Reserve Fund Balances			
33600 - General Reserves		\$664,672.28	\$664,672.28
38990 - Interest		\$2,675.41	\$2,675.41
Total Reserve Fund Balances		\$667,347.69	\$667,347.69
Equity			
39900 - Prior Year Surplus (Deficit)	\$347,768.64		\$347,768.64
39950 - Current Year Surplus (Deficit)	(\$24,967.02)		(\$24,967.02)
Total Equity	\$322,801.62		\$322,801.62
Total Liabilities / Equity	\$292,767.46	\$667,347.69	\$960,115.15

South Coast Shores Homeowners Association

Statement of Revenues and Expenses 8/1/2024 - 8/31/2024

	Current Period			Year To Date			Annual Budget
	Actual	Budget	Variance	Actual	Budget	Variance	
Operating Income							
Revenue							
40100 - Assessments	72,800.00	72,800.00	-	145,600.00	145,600.00	-	873,600.00
40500 - Clubhouse Rental	400.00	-	400.00	400.00	-	400.00	-
40600 - Collection Fees	150.00	-	150.00	150.00	-	150.00	-
40800 - Interest Charges	2.33	-	2.33	6.08	-	6.08	-
40900 - Key Fees	50.00	-	50.00	50.00	-	50.00	-
41000 - Late Charges	18.00	-	18.00	78.00	-	78.00	-
41600 - Transmitters	35.00	-	35.00	70.00	-	70.00	-
44010 - Interest Income	4,390.97	-	4,390.97	5,702.41	-	5,702.41	-
Total Revenue	77,846.30	72,800.00	5,046.30	152,056.49	145,600.00	6,456.49	873,600.00
Total Income	77,846.30	72,800.00	5,046.30	152,056.49	145,600.00	6,456.49	873,600.00

Operating Expense

Utility Expenses							
50200 - Electricity	5,744.54	3,666.67	(2,077.87)	10,444.31	7,333.34	(3,110.97)	44,000.00
50300 - Gas	440.14	1,000.00	559.86	1,305.40	2,000.00	694.60	12,000.00
50400 - Refuse Removal	7,731.17	7,291.67	(439.50)	15,462.34	14,583.34	(879.00)	87,500.00
50700 - Telephone - Entry Gates	177.80	200.00	22.20	345.60	400.00	54.40	2,400.00
50800 - Water	-	416.67	416.67	1,113.90	833.34	(280.56)	5,000.00
Total Utility Expenses	14,093.65	12,575.01	(1,518.64)	28,671.55	25,150.02	(3,521.53)	150,900.00

Pool / Spa Expenses							
55100 - Pool / Spa: Service Contract	710.00	635.00	(75.00)	1,420.00	1,270.00	(150.00)	7,620.00
55300 - Pool / Spa: Supplies	575.39	333.33	(242.06)	1,168.54	666.66	(501.88)	4,000.00
55400 - Equipment Repairs	-	416.67	416.67	-	833.34	833.34	5,000.00
55500 - Health Department Fees	-	79.33	79.33	-	158.66	158.66	952.00
Total Pool / Spa Expenses	1,285.39	1,464.33	178.94	2,588.54	2,928.66	340.12	17,572.00

Landscape Expenses							
60100 - Landscape: Service Contract	15,752.58	15,752.58	-	30,899.31	31,505.16	605.85	189,030.94
60200 - Landscape: Extras	7,958.00	1,622.08	(6,335.92)	9,098.00	3,244.16	(5,853.84)	19,465.01
60300 - Landscape: Replacement	-	3,433.33	3,433.33	-	6,866.66	6,866.66	41,200.00
60540 - Landscape: Mulch	-	1,125.00	1,125.00	-	2,250.00	2,250.00	13,500.00
60800 - Irrigation: Repairs / Maintenance	2,749.00	4,320.00	1,571.00	4,323.00	8,640.00	4,317.00	51,840.00
61075 - Swans	-	62.50	62.50	170.00	125.00	(45.00)	750.00
61100 - Tree Trimming	-	2,829.08	2,829.08	5,700.00	5,658.16	(41.84)	33,949.00
Total Landscape Expenses	26,459.58	29,144.57	2,684.99	50,190.31	58,289.14	8,098.83	349,734.95

Contracts, Maint. & Repair Expenses							
70100 - Access Gate Repairs	664.97	625.00	(39.97)	892.47	1,250.00	357.53	7,500.00
70600 - Common Area: Maintenance	1,158.88	2,083.33	924.45	8,329.92	4,166.66	(4,163.26)	25,000.00
71400 - Fire Safety	-	143.33	143.33	-	286.66	286.66	1,720.00
72500 - Janitorial: Service Contract	1,287.00	1,197.00	(90.00)	2,519.00	2,394.00	(125.00)	14,364.00

South Coast Shores Homeowners Association

Statement of Revenues and Expenses 8/1/2024 - 8/31/2024

	Current Period			Year To Date			Annual Budget
	Actual	Budget	Variance	Actual	Budget	Variance	
Operating Expense							
72600 - Janitorial: Supplies	-	60.00	60.00	-	120.00	120.00	720.00
72700 - Keys & Locks	150.00	25.00	(125.00)	150.00	50.00	(100.00)	300.00
72900 - Lighting: Repairs / Supplies	1,011.42	333.33	(678.09)	2,906.18	666.66	(2,239.52)	4,000.00
73200 - Patrol Service	1,122.57	1,123.00	.43	2,245.14	2,246.00	.86	13,476.00
73300 - Pest & Rodent Control: Contract	281.00	260.00	(21.00)	562.00	520.00	(42.00)	3,120.00
73400 - Pest & Rodent Control: Extras	-	166.67	166.67	-	333.34	333.34	2,000.00
74600 - Street Sweeping	1,318.75	1,268.00	(50.75)	2,586.78	2,536.00	(50.78)	15,216.00
74915 - Waterscape Maintenance	3,363.99	2,100.00	(1,263.99)	7,173.01	4,200.00	(2,973.01)	25,200.00
Total Contracts, Maint. & Repair Expenses	10,358.58	9,384.66	(973.92)	27,364.50	18,769.32	(8,595.18)	112,616.00
General & Administrative Expenses							
80400 - Audit / Tax Returns	-	106.25	106.25	-	212.50	212.50	1,275.00
80600 - Bank Charges	6.00	-	(6.00)	31.00	-	(31.00)	-
80700 - Collection Expenses	220.89	166.67	(54.22)	220.89	333.34	112.45	2,000.00
81200 - Insurance	3,984.75	3,881.83	(102.92)	32,663.25	7,763.66	(24,899.59)	46,582.00
81700 - Insurance: Workers Comp	-	33.33	33.33	-	66.66	66.66	400.00
81900 - Legal Service	-	333.33	333.33	-	666.66	666.66	4,000.00
82400 - Operating Contingency	-	104.42	104.42	-	208.84	208.84	1,253.05
82600 - Printing / Mailing / Supplies	2,111.06	583.33	(1,527.73)	2,111.06	1,166.66	(944.40)	7,000.00
82700 - Professional Management: Contract	3,275.00	3,275.00	-	6,550.00	6,550.00	-	39,300.00
82800 - Miscellaneous Administration	627.00	208.33	(418.67)	627.00	416.66	(210.34)	2,500.00
83000 - Reserve Study	-	72.08	72.08	-	144.16	144.16	865.00
83100 - Tax: Federal	-	137.50	137.50	-	275.00	275.00	1,650.00
83200 - Tax: State	830.00	79.33	(750.67)	830.00	158.66	(671.34)	952.00
Total General & Administrative Expenses	11,054.70	8,981.40	(2,073.30)	43,033.20	17,962.80	(25,070.40)	107,777.05
Contributions to Reserves							
93600 - General Reserves	11,250.00	11,250.00	-	22,500.00	22,500.00	-	135,000.00
98990 - Interest	1,364.16	-	(1,364.16)	2,675.41	-	(2,675.41)	-
Total Contributions to Reserves	12,614.16	11,250.00	(1,364.16)	25,175.41	22,500.00	(2,675.41)	135,000.00
Total Expense	75,866.06	72,799.97	(3,066.09)	177,023.51	145,599.94	(31,423.57)	873,600.00
Operating Net Total	1,980.24	.03	1,980.21	(24,967.02)	.06	(24,967.08)	-
Net Total	1,980.24	.03	1,980.21	(24,967.02)	.06	(24,967.08)	-

South Coast Shores Homeowners Association

Reserve Summary For 8/1/2024 - 8/31/2024

	Beginning Balance	Contributions	Expenditures	Transfers	Ending Balance	Budget	Variance
33600 - General Reserves	653,422.28	11,250.00	-	-	664,672.28	11,250.00	-
38990 - Interest	1,311.25	1,364.16	-	-	2,675.41	-	1,364.16
Net Total	\$654,733.53	\$12,614.16	-	-	\$667,347.69	\$11,250.00	\$1,364.16

South Coast Shores Homeowners Association

Reserve Summary For 7/1/2024 - 8/31/2024

	Beginning Balance	Contributions	Expenditures	Transfers	Ending Balance	Budget	Variance
33600 - General Reserves	642,172.28	22,500.00	-	-	664,672.28	22,500.00	-
38990 - Interest	-	2,675.41	-	-	2,675.41	-	2,675.41
Net Total	\$642,172.28	\$25,175.41	-	-	\$667,347.69	\$22,500.00	\$2,675.41

South Coast Shores Homeowners Association

Summary Statement of Revenues and Expenses For 8/31/2024

	Jul	Aug	Sep	Oct	Nov	Dec	Jan	Feb	Mar	Apr	May	Jun	Total
Operating Income													
Revenue													
40100 - Assessments	72,800	72,800	-	-	-	-	-	-	-	-	-	-	145,600
40500 - Clubhouse Rental	-	400	-	-	-	-	-	-	-	-	-	-	400
40600 - Collection Fees	-	150	-	-	-	-	-	-	-	-	-	-	150
40800 - Interest Charges	4	2	-	-	-	-	-	-	-	-	-	-	6
40900 - Key Fees	-	50	-	-	-	-	-	-	-	-	-	-	50
41000 - Late Charges	60	18	-	-	-	-	-	-	-	-	-	-	78
41600 - Transmitters	35	35	-	-	-	-	-	-	-	-	-	-	70
44010 - Interest Income	1,296	4,391	-	-	-	-	-	-	-	-	-	-	5,687
Total Revenue	74,195	77,846	-	-	-	-	-	-	-	-	-	-	152,041
Total Income	74,195	77,846	-	-	-	-	-	-	-	-	-	-	152,041
Operating Expense													
Utility Expenses													
50200 - Electricity	4,700	5,745	-	-	-	-	-	-	-	-	-	-	10,444
50300 - Gas	865	440	-	-	-	-	-	-	-	-	-	-	1,305
50400 - Refuse Removal	7,731	7,731	-	-	-	-	-	-	-	-	-	-	15,462
50700 - Telephone - Entry Gates	168	178	-	-	-	-	-	-	-	-	-	-	346
50800 - Water	1,114	-	-	-	-	-	-	-	-	-	-	-	1,114
Total Utility Expenses	14,578	14,094	-	-	-	-	-	-	-	-	-	-	28,672
Pool / Spa Expenses													
55100 - Pool / Spa: Service Contract	710	710	-	-	-	-	-	-	-	-	-	-	1,420
55300 - Pool / Spa: Supplies	593	575	-	-	-	-	-	-	-	-	-	-	1,169
Total Pool / Spa Expenses	1,303	1,285	-	-	-	-	-	-	-	-	-	-	2,589
Landscape Expenses													
60100 - Landscape: Service Contract	15,147	15,753	-	-	-	-	-	-	-	-	-	-	30,899
60200 - Landscape: Extras	1,140	7,958	-	-	-	-	-	-	-	-	-	-	9,098

South Coast Shores Homeowners Association

Summary Statement of Revenues and Expenses For 8/31/2024

	Jul	Aug	Sep	Oct	Nov	Dec	Jan	Feb	Mar	Apr	May	Jun	Total
Operating Expense													
60800 - Irrigation: Repairs / Maintenance	1,574	2,749	-	-	-	-	-	-	-	-	-	-	4,323
61075 - Swans	170	-	-	-	-	-	-	-	-	-	-	-	170
61100 - Tree Trimming	5,700	-	-	-	-	-	-	-	-	-	-	-	5,700
Total Landscape Expenses	23,731	26,460	-	-	-	-	-	-	-	-	-	-	50,190
Contracts, Maint. & Repair Expenses													
70100 - Access Gate Repairs	228	665	-	-	-	-	-	-	-	-	-	-	892
70600 - Common Area: Maintenance	7,171	1,159	-	-	-	-	-	-	-	-	-	-	8,330
72500 - Janitorial: Service Contract	1,232	1,287	-	-	-	-	-	-	-	-	-	-	2,519
72700 - Keys & Locks	-	150	-	-	-	-	-	-	-	-	-	-	150
72900 - Lighting: Repairs / Supplies	1,895	1,011	-	-	-	-	-	-	-	-	-	-	2,906
73200 - Patrol Service	1,123	1,123	-	-	-	-	-	-	-	-	-	-	2,245
73300 - Pest & Rodent Control: Contract	281	281	-	-	-	-	-	-	-	-	-	-	562
74600 - Street Sweeping	1,268	1,319	-	-	-	-	-	-	-	-	-	-	2,587
74915 - Waterscape Maintenance	3,809	3,364	-	-	-	-	-	-	-	-	-	-	7,173
Total Contracts, Maint. & Repair Expenses	17,006	10,359	-	-	-	-	-	-	-	-	-	-	27,365
General & Administrative Expenses													
80600 - Bank Charges	25	6	-	-	-	-	-	-	-	-	-	-	31
80700 - Collection Expenses	-	221	-	-	-	-	-	-	-	-	-	-	221
81200 - Insurance	28,679	3,985	-	-	-	-	-	-	-	-	-	-	32,663
82600 - Printing / Mailing / Supplies	-	2,111	-	-	-	-	-	-	-	-	-	-	2,111
82700 - Professional Management: Contract	3,275	3,275	-	-	-	-	-	-	-	-	-	-	6,550
82800 - Miscellaneous Administration	-	627	-	-	-	-	-	-	-	-	-	-	627
83200 - Tax: State	-	830	-	-	-	-	-	-	-	-	-	-	830
Total General & Administrative Expenses	31,979	11,055	-	-	-	-	-	-	-	-	-	-	43,033
Contributions to Reserves													

South Coast Shores Homeowners Association

Summary Statement of Revenues and Expenses For 8/31/2024

	Jul	Aug	Sep	Oct	Nov	Dec	Jan	Feb	Mar	Apr	May	Jun	Total
Operating Expense													
93600 - General Reserves	11,250	11,250	-	-	-	-	-	-	-	-	-	-	22,500
98990 - Interest	1,296	1,364	-	-	-	-	-	-	-	-	-	-	2,660
Total Contributions to Reserves	12,546	12,614	-	-	-	-	-	-	-	-	-	-	25,160
Total Expense	101,142	75,866	-	-	-	-	-	-	-	-	-	-	177,008
Operating Net Total	(\$26,947)	\$1,980	-	-	-	-	-	-	-	-	-	-	(\$24,967)

South Coast Shores Homeowners Association

Summary Statement of Revenues and Expenses For 8/31/2024

	Jul	Aug	Sep	Oct	Nov	Dec	Jan	Feb	Mar	Apr	May	Jun	Total
Reserve Income													
Revenue													
44010 - Interest Income	15	-	-	-	-	-	-	-	-	-	-	-	15
Total Revenue	15	-	-	-	-	-	-	-	-	-	-	-	15
Total Income	15	-	-	-	-	-	-	-	-	-	-	-	15
Reserve Expense													
Contributions to Reserves													
98990 - Interest	15	-	-	-	-	-	-	-	-	-	-	-	15
Total Contributions to Reserves	15	-	-	-	-	-	-	-	-	-	-	-	15
Total Expense	15	-	-	-	-	-	-	-	-	-	-	-	15
Reserve Net Total	-	-	-	-	-	-	-	-	-	-	-	-	\$0
Net Total	(\$26,947)	\$1,980	-	-	-	-	-	-	-	-	-	-	(\$24,967)

South Coast Shores Homeowners Association

Summary Statement of Revenues and Expenses For 8/31/2024

	Sep	Oct	Nov	Dec	Jan	Feb	Mar	Apr	May	Jun	Jul	Aug	Total
Operating Income													
Revenue													
40100 - Assessments	72,800	72,800	72,800	72,800	72,800	72,800	72,800	72,800	72,800	72,800	72,800	72,800	873,600
40500 - Clubhouse Rental	-	225	75	150	-	375	-	-	-	-	-	400	1,225
40600 - Collection Fees	-	150	150	(300)	300	-	-	-	-	150	-	150	600
40800 - Interest Charges	10	6	4	2	10	8	11	2	6	5	4	2	72
40900 - Key Fees	-	50	25	25	-	-	-	-	-	25	-	50	175
41000 - Late Charges	60	50	70	(30)	40	50	30	40	40	50	60	18	478
41600 - Transmitters	105	50	35	35	-	35	70	70	-	35	35	35	505
41700 - Violation Fines	-	-	-	-	-	-	-	-	-	100	-	-	100
44010 - Interest Income	917	348	1,360	1,340	1,357	1,323	1,248	1,314	1,293	1,344	1,296	4,391	17,530
Total Revenue	73,892	73,680	74,519	74,022	74,507	74,591	74,159	74,226	74,139	74,509	74,195	77,846	894,285
Total Income	73,892	73,680	74,519	74,022	74,507	74,591	74,159	74,226	74,139	74,509	74,195	77,846	894,285

Operating Expense

Utility Expenses													
50200 - Electricity	5,017	4,944	3,248	3,613	3,107	3,062	2,793	2,905	2,903	3,332	4,700	5,745	45,369
50300 - Gas	451	819	1,113	2,170	1,430	(193)	577	730	1,379	1,011	865	440	10,793
50400 - Refuse Removal	7,293	7,293	7,293	-	14,586	-	14,586	7,293	7,293	7,293	7,731	7,731	88,394
50700 - Telephone - Entry Gates	178	178	178	178	178	178	168	168	168	178	168	178	2,094
50800 - Water	-	476	-	485	1,560	430	-	-	435	-	1,114	-	4,499
Total Utility Expenses	12,940	13,710	11,832	6,445	20,861	3,477	18,124	11,096	12,178	11,813	14,578	14,094	151,149
Pool / Spa Expenses													
55100 - Pool / Spa: Service Contract	710	710	710	560	560	560	560	560	560	710	710	710	7,620
55300 - Pool / Spa: Supplies	797	-	-	598	97	492	-	112	-	624	593	575	3,887
55400 - Equipment Repairs	-	959	-	944	30	279	-	785	-	2,310	-	-	5,307
55500 - Health Department Fees	-	-	-	952	-	-	-	-	-	-	-	-	952
Total Pool / Spa Expenses	1,507	1,669	710	3,054	687	1,330	560	1,457	560	3,644	1,303	1,285	17,766
Landscape Expenses													

South Coast Shores Homeowners Association

Summary Statement of Revenues and Expenses For 8/31/2024

	Sep	Oct	Nov	Dec	Jan	Feb	Mar	Apr	May	Jun	Jul	Aug	Total
Operating Expense													
60100 - Landscape: Service Contract	15,147	15,147	15,147	15,147	15,147	15,147	15,147	15,147	15,147	15,147	15,147	15,753	182,367
60200 - Landscape: Extras	1,275	1,190	2,592	1,850	216	6,868	1,307	2,889	1,420	1,159	1,140	7,958	29,864
60800 - Irrigation: Repairs / Maintenance	432	1,712	2,115	967	1,087	150	504	680	2,029	2,429	1,574	2,749	16,428
61075 - Swans	-	-	-	-	-	85	-	170	-	-	170	-	425
61100 - Tree Trimming	7,500	-	-	98	300	11,202	-	-	-	5,700	5,700	-	30,500
Total Landscape Expenses	24,354	18,049	19,854	18,062	16,750	33,452	16,958	18,886	18,596	24,435	23,731	26,460	259,584
Contracts, Maint. & Repair Expenses													
70100 - Access Gate Repairs	1,019	403	1,807	-	237	885	-	-	560	-	228	665	5,805
70600 - Common Area: Maintenance	1,375	2,235	3,302	3,150	-	3,594	1,204	2,102	584	235	7,171	1,159	26,110
71400 - Fire Safety	-	-	-	-	-	1,709	-	-	-	-	-	-	1,709
72500 - Janitorial: Service Contract	1,062	1,062	1,062	1,197	1,197	1,197	1,197	1,197	1,232	1,197	1,232	1,287	14,119
72600 - Janitorial: Supplies	35	35	145	35	430	35	35	450	-	35	-	-	1,235
72700 - Keys & Locks	-	-	207	60	-	-	-	-	-	-	-	150	417
72900 - Lighting: Repairs / Supplies	-	1,058	-	-	1,912	-	1,202	3,141	2,151	595	1,895	1,011	12,964
73200 - Patrol Service	1,069	1,069	1,069	1,069	1,069	1,123	1,123	1,123	1,123	1,123	1,123	1,123	13,204
73300 - Pest & Rodent Control: Contract	260	260	260	260	260	260	260	260	260	281	281	281	3,183
73400 - Pest & Rodent Control: Extras	590	295	-	345	-	-	-	1,435	3,425	-	-	-	6,090
74600 - Street Sweeping	1,268	1,268	1,268	1,268	1,268	1,268	1,268	1,268	1,268	1,268	1,268	1,319	15,267
74915 - Waterscape Maintenance	2,406	2,100	2,100	2,100	2,100	2,100	2,100	2,100	5,694	2,100	3,809	3,364	32,073
Total Contracts, Maint. & Repair Expenses	9,085	9,785	11,220	9,484	8,473	12,171	8,388	13,076	16,297	6,833	17,006	10,359	132,177
General & Administrative Expenses													
80400 - Audit / Tax Returns	-	1,275	-	-	-	-	-	-	-	-	-	-	1,275
80600 - Bank Charges	-	-	-	-	6	-	-	25	-	-	25	6	62
80700 - Collection Expenses	-	30	170	180	30	945	319	83	10	63	-	221	2,052
81200 - Insurance	3,406	3,406	3,406	3,406	3,406	-	-	-	-	1,191	28,679	3,985	50,886
82400 - Operating Contingency	-	-	-	-	-	-	-	-	104	-	-	-	104
82600 - Printing / Mailing / Supplies	1,031	95	277	118	281	680	-	1,176	647	220	-	2,111	6,637

South Coast Shores Homeowners Association

Summary Statement of Revenues and Expenses For 8/31/2024

	Sep	Oct	Nov	Dec	Jan	Feb	Mar	Apr	May	Jun	Jul	Aug	Total
Operating Expense													
82700 - Professional Management: Contract	3,226	3,226	3,226	3,226	3,226	3,226	3,226	3,226	3,226	3,226	3,275	3,275	38,810
82800 - Miscellaneous Administration	151	151	151	151	456	524	-	727	151	151	-	627	3,240
83000 - Reserve Study	-	-	-	-	865	-	-	-	-	-	-	-	865
83100 - Tax: Federal	2,850	2,850	-	-	(2,850)	-	-	-	-	241	-	-	3,091
83200 - Tax: State	1,030	-	-	-	-	-	-	-	150	-	-	830	2,010
Total General & Administrative Expenses	11,694	11,033	7,230	7,081	5,421	5,376	3,545	5,238	4,289	5,092	31,979	11,055	109,032
Contributions to Reserves													
93600 - General Reserves	11,250	11,250	11,250	11,250	11,250	11,250	11,250	11,250	11,250	11,250	11,250	11,250	135,000
98990 - Interest	892	323	1,335	1,314	1,352	1,321	1,248	1,314	1,292	1,344	1,296	1,364	14,395
Total Contributions to Reserves	12,142	11,573	12,585	12,564	12,602	12,571	12,498	12,564	12,542	12,594	12,546	12,614	149,395
Total Expense	71,722	65,819	63,432	56,691	64,793	68,377	60,072	62,316	64,462	64,411	101,142	75,866	819,103
Operating Net Total	\$2,171	\$7,861	\$11,087	\$17,331	\$9,714	\$6,214	\$14,087	\$11,910	\$9,677	\$10,098	(\$26,947)	\$1,980	\$75,183

South Coast Shores Homeowners Association

Summary Statement of Revenues and Expenses For 8/31/2024

	Sep	Oct	Nov	Dec	Jan	Feb	Mar	Apr	May	Jun	Jul	Aug	Total
Reserve Income													
Revenue													
44010 - Interest Income	-	-	-	-	-	-	-	-	-	-	15	-	15
Total Revenue	-	-	-	-	-	-	-	-	-	-	15	-	15
Total Income	-	-	-	-	-	-	-	-	-	-	15	-	15
Reserve Expense													
Contributions to Reserves													
98990 - Interest	-	-	-	-	-	-	-	-	-	-	15	-	15
Total Contributions to Reserves	-	-	-	-	-	-	-	-	-	-	15	-	15
Total Expense	-	-	-	-	-	-	-	-	-	-	15	-	15
Reserve Net Total	-	-	-	-	-	-	-	-	-	-	-	-	\$0
Net Total	\$2,171	\$7,861	\$11,087	\$17,331	\$9,714	\$6,214	\$14,087	\$11,910	\$9,677	\$10,098	(\$26,947)	\$1,980	\$75,183

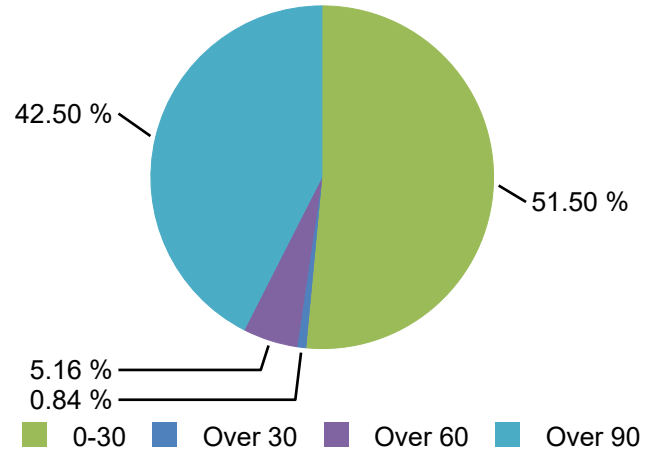
South Coast Shores Homeowners Association

AR Aging - 8/31/2024

SUMMARY

Charge	Balance
CC&R Violation Fine (4)	\$650.00
Collection Fee (1)	\$240.60
Late Fee (5)	\$229.57
Late Interest (1)	\$68.98
Monthly Assessment (3)	\$1,200.00
Total	\$2,389.15

DISTRIBUTION



Property	0-30	Over 30	Over 60	Over 90	Balance
99224305 - 3702 S Sea Breeze - Probst Trustee					
Coll Status: Collection Attorney Coll Attorney: Community Legal Advisors, Inc	\$0.33	\$10.00	\$113.75	\$465.50	\$589.58
Late Fee	-	\$10.00	\$10.00	\$160.00	\$180.00
CC&R Violation Fine	-	-	\$100.00	-	\$100.00
Collection Fee	-	-	-	\$240.60	\$240.60
Late Interest	\$0.33	-	\$3.75	\$64.90	\$68.98
99224376 - 1922 Bay Crest St - Panasitti					
Coll Status: Late Statement	\$410.00	\$10.00	-	-	\$420.00
Monthly Assessment	\$400.00	-	-	-	\$400.00
Late Fee	\$10.00	\$10.00	-	-	\$20.00
99224434 - 3607 S Ocean Crst - Savala					
Coll Status: Late Statement	\$410.00	-	-	-	\$410.00
Monthly Assessment	\$400.00	-	-	-	\$400.00
Late Fee	\$10.00	-	-	-	\$10.00
99224589 - 2010 W West Wind - Miller					
Coll Status: Late Statement	\$410.00	-	-	-	\$410.00
Monthly Assessment	\$400.00	-	-	-	\$400.00
Late Fee	\$10.00	-	-	-	\$10.00
99224335 - 1914 Bay Crest St - Gilmour Trust	-	-	-	\$300.00	\$300.00
CC&R Violation Fine	-	-	-	\$300.00	\$300.00
99224284 - 1903 Bay Crest St - Beam	-	-	-	\$200.00	\$200.00
CC&R Violation Fine	-	-	-	\$200.00	\$200.00
99224296 - 3612 S Sea Breeze - 3612 S Sea Breeze LLC	-	-	-	\$50.00	\$50.00
CC&R Violation Fine	-	-	-	\$50.00	\$50.00
99224352 - 1917 Bay Crest St - Hansen	-	-	\$9.57	-	\$9.57
Late Fee	-	-	\$9.57	-	\$9.57

(*** indicates previous owners)

South Coast Shores Homeowners Association

AR Aging - 8/31/2024

Property	0-30	Over 30	Over 60	Over 90	Balance
Total:	\$1,230.33	\$20.00	\$123.32	\$1,015.50	\$2,389.15
Property Count:	4	2	2	4	

South Coast Shores Homeowners Association

Pre Paid Homeowners For 8/31/2024

Account	Property	Owner Name	Credit Amount
99224560	2006 W Summer Wind	Graciela L Garcia	3,109.00
99224375	3704 S Sea Clf	Harriet Ducot	1,600.00
99224426	1905 W Wakeham Pl	John M Buckley	1,251.84
99224506	3614 S Sea Breeze	David Lee Perry	1,200.00
99224279	1902 Bay Crest St	Glenda Jeanette Sapp Trustee Etal	400.00
99224422	1903 W Wakeham Pl	Susan Todd	400.00
99224460	1903 W West Wind	Charles L Greenburg Trust	400.00
99224295	1905 Bay Crest St	Bruce Beckman Successor Trustee	400.00
99224331	1913 Bay Crest St	Edwards Family Trust	400.00
99224454	1915 W Wakeham Pl	Sally A Day	400.00
99224356	1918 Bay Crest St	Angelo J Fazio	400.00
99245537	1919 Bay Crest St	Justin Wallace Chi	400.00
99224585	2011 W Summer Wind	Michael Preciado	400.00
99224619	2017 W West Wind	David B Miles	400.00
99224639	2021 W West Wind	Christine J Aichelman Trustee	400.00
99224429	3605 S Ocean Crst	James E Marlin II	400.00
99224455	3703 S Ocean Crst	David Scott Campbell	400.00
99224311	3706 S Sea Breeze	Phornprasert Thipavong	400.00
99224316	3708 S Sea Breeze	Donald M Briggs	400.00
99224394	3708 S Sea Clf	Robert C Boullon	400.00
99224459	3709 S Ocean Crst	Michael Christiansen	400.00
99257857	3723 S Ocean Crst	Abraham Manjikian	400.00
99224314	1909 Bay Crest St	Nelson Gustavo Lopez	380.00
Total			14,740.84

(*** indicates previous owners)

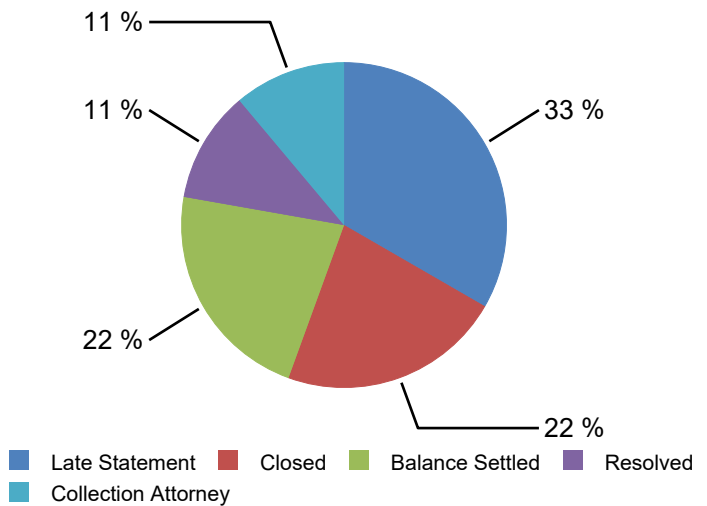
South Coast Shores Homeowners Association

Collection Report - Detail for 8/1/2024 - 8/31/2024

SUMMARY

Balance Settled	2
Closed	2
Collection Attorney	1
Late Statement	3
Resolved	1
Total	9

TOP DISTRIBUTION BY STATUS



Collection Attorney (Total Count = 1)

3702 S Sea Breeze
Pamela Ann Probst Trustee
XN: 2056147 Acct: 99224305

Collection Attorney
Last Payment Date/Amount:

Current Balance: \$589.58
08-09-2024 / (\$1,300.00)

12/20/2022	System	Late Statement
1/20/2023	System	Review Account - Intent to Lien
1/21/2023	Crystal Gutierrez	Small Balance Reminder (HUFD)
2/20/2023	System	Small Balance Reminder
2/24/2023	Kimberly Vieyra-Pacheco	Review Account - Intent to Lien
3/2/2023	Kimberly Vieyra-Pacheco	Intent to Lien Letter to Owner(s)
3/2/2023	Kimberly Vieyra-Pacheco	Resolution to Lien
3/2/2023	Kimberly Vieyra-Pacheco	Intent to Lien
3/14/2023	Fabi Barreto	Small Balance Reminder (HUFD)
3/20/2023	System	Small Balance Reminder
4/20/2023	System	Small Balance Reminder
5/21/2023	System	Review Account - Intent to Lien
5/22/2023	Crystal Gutierrez	Intent to Lien Letter to Owner(s)
5/22/2023	Crystal Gutierrez	Resolution to Lien
5/22/2023	Crystal Gutierrez	Intent to Lien
6/21/2023	System	Small Balance Reminder
6/21/2023	System	Intent to Lien
7/7/2023	Crystal Gutierrez	Ready to Lien
7/7/2023	Crystal Gutierrez	Lien Letter to County Recorder
7/7/2023	Crystal Gutierrez	Lien Notice to Owner(s)
7/7/2023	Crystal Gutierrez	Lien Filed
7/12/2023	Crystal Gutierrez	Lien Filed - Copy sent to Owner(s)
7/12/2023	Crystal Gutierrez	Lien
7/28/2023	Crystal Gutierrez	Intent to Foreclose Letter to Owner(s)

South Coast Shores Homeowners Association

Collection Report - Detail for 8/1/2024 - 8/31/2024

7/28/2023	Crystal Gutierrez	Intent to Foreclose
8/29/2023	Crystal Gutierrez	Intent to Foreclose
9/29/2023	System	Review for Collection Attorney
9/29/2023	Crystal Gutierrez	Intent to Foreclose
11/1/2023	System	Review for Collection Attorney
11/1/2023	Crystal Gutierrez	Intent to Foreclose
12/1/2023	System	Review for Collection Attorney
12/1/2023	Crystal Gutierrez	Intent to Foreclose
1/2/2024	System	Review for Collection Attorney
1/3/2024	Kimberly Vieyra-Pacheco	File Sent to Collection Attorney
1/3/2024	Kimberly Vieyra-Pacheco	Collection Attorney

Resolved (Total Count = 1)

3701 S Sea Clf	Resolved	Current Balance:	\$0.00
Donald E Krueger & Gladys A Krueger Trustees	Last Payment Date/Amount:	08-19-2024 / (\$410.00)	
XN: 4005985 Acct: 99224367			
7/20/2024	System	Late Statement	
8/8/2024	Brianna Gutierrez	Review Account - Intent to Lien	
8/8/2024	Brianna Gutierrez	Resolved	

Balance Settled (Total Count = 2)

1921 Bay Crest St	Balance Settled	Current Balance:	\$0.00
Karen L Bohacek	Last Payment Date/Amount:	08-08-2024 / (\$800.00)	
XN: 4005986 Acct: 99224370			
7/20/2024	System	Late Statement	
8/8/2024	System	Balance Settled	

1914 W West Wind	Balance Settled	Current Balance:	\$0.00
Robert A Toler	Last Payment Date/Amount:	08-24-2024 / (\$950.00)	
XN: 4005991 Acct: 99254858			
7/20/2024	System	Late Statement	
8/20/2024	System	Review Account - Intent to Lien	
8/20/2024	Crystal Gutierrez	Intent to Lien Letter to Owner(s)	
8/20/2024	Crystal Gutierrez	Resolution to Lien	
8/20/2024	Crystal Gutierrez	Intent to Lien	
8/24/2024	System	Balance Settled	

Closed (Total Count = 2)

1905 W West Wind	Closed	Current Balance:	\$0.00
Ursula E Endler	Last Payment Date/Amount:	08-16-2024 / (\$400.00)	
XN: 4100547 Acct: 99224470			
8/12/2024	Kimberly Vieyra-Pacheco	Exempt Collection & Fees	
8/19/2024	Lisa Rico	Closed	

South Coast Shores Homeowners Association

Collection Report - Detail for 8/1/2024 - 8/31/2024

3606 S Sea Breeze	Closed	Current Balance:	\$0.00
John L Stevenson	Last Payment Date/Amount:	08-16-2024 / (\$400.00)	
XN: 4113352 Acct: 99224490			
8/15/2024	Kimberly Vieyra-Pacheco	Exempt Collection & Fees	
8/19/2024	Lisa Rico	Closed	

Late Statement (Total Count = 3)

1922 Bay Crest St	Late Statement	Current Balance:	\$420.00
Miguel Panasitti	Last Payment Date/Amount:	07-25-2024 / (\$402.00)	
XN: 4128435 Acct: 99224376			
8/20/2024	System	Late Statement	
3607 S Ocean Crst	Late Statement	Current Balance:	\$410.00
Lydia Savala	Last Payment Date/Amount:	08-08-2024 / (\$400.00)	
XN: 4169598 Acct: 99224434			
8/31/2024	System	Late Statement	
2010 W West Wind	Late Statement	Current Balance:	\$410.00
Judith Ann Miller	Last Payment Date/Amount:	08-08-2024 / (\$400.00)	
XN: 4169599 Acct: 99224589			
8/31/2024	System	Late Statement	

South Coast Shores Homeowners Association

Cash Disbursement - 8/31/2024

Date	CheckNo	Description	Amount
10100 - Pacific Premier Bank Op			
8/1/2024	ACH	Optimum Professional Property Management (OPPM) Inv # 4038108	3,275.00
		82700 - Professional Management: Contract - Management Fee	3,275.00
8/2/2024	ACH	Optimum Professional Property Management (OPPM) Inv # 46079	2,160.56
		80700 - Collection Expenses - fees	160.00
		82600 - Printing / Mailing / Supplies - supplies	1,524.56
		82800 - Miscellaneous Administration - admin	476.00
8/2/2024	ACH	California Gate & Entry Systems Inv # 187379	343.97
		70100 - Access Gate Repairs - C.G. Systems, Inc. - Monthly Phone Programming	343.97
8/2/2024	Check 2631	Relentless Land Care Inv # 15822	12.00
		60800 - Irrigation: Repairs / Maintenance - Irrigation Repair	12.00
8/2/2024	Check 2631	Relentless Land Care Inv # 15821	198.00
		60800 - Irrigation: Repairs / Maintenance - 3718 Sea Breeze - Irrigation	198.00
8/2/2024	Check 2631	Relentless Land Care Inv # 15274	2,220.00
		60200 - Landscape: Extras - XN3197153 - 3710 Sea Breeze	2,220.00
8/2/2024	Check 2631	Relentless Land Care Inv # 15862	2,155.00
		60200 - Landscape: Extras - XN3547534 - 1909 Bay Crest	2,155.00
8/2/2024	Check 2631	Relentless Land Care Inv # 15861	230.00
		60200 - Landscape: Extras - July Plant Fill	230.00
8/2/2024	Check 2631	Relentless Land Care Inv # 15755	15,752.58
		60100 - Landscape: Service Contract - Monthly Landscape Maint	15,752.58
8/2/2024	Check 2631	Relentless Land Care Inv # 15753	1,318.75
		74600 - Street Sweeping - Monthly Sweeping Svc	1,318.75
8/2/2024	Check 2631	Relentless Land Care Inv # 15273	2,276.00
		60200 - Landscape: Extras - XN3259318	2,276.00
8/2/2024	Check 2631	Relentless Land Care Inv # 15819	98.00
		60200 - Landscape: Extras - 3701 Sea Cliff - Tree Removal	98.00
8/2/2024	Check 2631	Relentless Land Care Inv # 15823	54.00
		60800 - Irrigation: Repairs / Maintenance - Irrigation Repairs	54.00
8/2/2024	Check 2631	Relentless Land Care Inv # 15820	145.00
		60800 - Irrigation: Repairs / Maintenance - Irrigation Repairs	145.00

South Coast Shores Homeowners Association

Cash Disbursement - 8/31/2024

Date	CheckNo	Description	Amount
8/2/2024	Check 2632	Tustin Lock and Safe Inv # 104278	150.00
		72700 - Keys & Locks - Landrum, Inc. - Keys (10)	150.00
8/2/2024	Check 2633	Bear Signs Inv # 1239	225.00
		70600 - Common Area: Maintenance - Gabriel Nava - Sign Installs	225.00
8/2/2024	Check 2634	Patrol Masters Security Group Inv # 123036	1,122.57
		73200 - Patrol Service - Monthly Patrol Svc	1,122.57
8/2/2024	Check 2635	Orange County Pump Co., Inc. Inv # 155833	1,263.99
		74915 - Waterscape Maintenance - Well Svc Call	1,263.99
8/2/2024	Check 2636	Newport Exterminating, Inc Inv # 961679	281.00
		73300 - Pest & Rodent Control: Contract - Monthly Rodent Control	281.00
8/2/2024	Check 2637	Cal-Sparkle Inv # 5/23955	710.00
		55100 - Pool / Spa: Service Contract - John A & Laurene A Hughes - Monthly Pool Svc	710.00
8/5/2024	Auto Draft	SoCal Gas Inv # 20240726	440.14
		50300 - Gas - Monthly Gas Bill	440.14
8/9/2024	Transfer Out	Transfer to Pacific Premier Bank MMA	11,250.00
		14100 - Pacific Premier Bank MMA x1195 - Transfer from Pacific Premier Bank Op	11,250.00
8/9/2024	Auto Draft	SCE Inv # 20240730	5,744.54
		50200 - Electricity - Electricity	5,744.54
8/9/2024	ACH	Optimum Janitorial Services Inv # 46331	1,287.00
		72500 - Janitorial: Service Contract - Monthly Janitorial Svc	1,287.00
8/9/2024	Check 2639	Relentless Land Care Inv # 15902	433.00
		60200 - Landscape: Extras - 3723 Sea Cliff	433.00
8/9/2024	Check 2639	Relentless Land Care Inv # 15968	162.00
		60800 - Irrigation: Repairs / Maintenance - Drip Repair	162.00
8/9/2024	Check 2639	Relentless Land Care Inv # 15901	108.00
		60200 - Landscape: Extras - 3720 Sea Cliff	108.00
8/9/2024	Check 2639	Relentless Land Care Inv # 15890	650.00
		60800 - Irrigation: Repairs / Maintenance - Irrigation Repair - 1916 Bay Crest	650.00
8/9/2024	Check 2639	Relentless Land Care Inv # 15900	438.00
		60200 - Landscape: Extras - 2010 & 2018 Summer Wind	438.00
8/9/2024	Check 2640	Integrated Vegetation Management, Inc Inv # 1003564	2,100.00
		74915 - Waterscape Maintenance - Lake Maint Svc	2,100.00

South Coast Shores Homeowners Association

Cash Disbursement - 8/31/2024

Date	CheckNo	Description	Amount
8/13/2024	Misc Check	DoorKing Inc. - DoorKing Autopay	177.80
	50700 - Telephone - Entry Gates		177.80
8/16/2024	ACH	Optimum Professional Property Management (OPPM) Inv # 46557	797.50
	80700 - Collection Expenses - fees		60.00
	82600 - Printing / Mailing / Supplies - supplies		586.50
	82800 - Miscellaneous Administration - admin		151.00
8/16/2024	Check 2641	Tri-County Lighting Services, Corp. Inv # 162876	254.48
	72900 - Lighting: Repairs / Supplies - Light Repair - XN4022838		254.48
8/16/2024	Check 2641	Tri-County Lighting Services, Corp. Inv # 162875	756.94
	72900 - Lighting: Repairs / Supplies - XN4012509 - Light Repair		756.94
8/16/2024	Check 2642	Orange County Pump Co., Inc. Inv # 155835	750.00
	70600 - Common Area: Maintenance - North Dock Svc		750.00
8/16/2024	Check 2643	Relentless Land Care Inv # 15981	195.00
	60800 - Irrigation: Repairs / Maintenance - Irrigation Repair		195.00
8/16/2024	Check 2643	Relentless Land Care Inv # 15979	36.00
	60800 - Irrigation: Repairs / Maintenance - Irrigation Repairs		36.00
8/16/2024	Check 2643	Relentless Land Care Inv # 15977	59.00
	60800 - Irrigation: Repairs / Maintenance - Irrigation Repairs		59.00
8/16/2024	Check 2643	Relentless Land Care Inv # 15980	199.00
	60800 - Irrigation: Repairs / Maintenance - Irrigation Repairs		199.00
8/16/2024	Check 2644	Republic Services Inv # 616-000293199	7,731.17
	50400 - Refuse Removal - Monthly Refuse		7,731.17
8/23/2024	ACH	California Gate & Entry Systems Inv # 188088	321.00
	70100 - Access Gate Repairs - C.G. Systems, Inc. - Gate #1 & #4 Svc Call		321.00
8/23/2024	Check 2646	Relentless Land Care Inv # 16016	36.00
	60800 - Irrigation: Repairs / Maintenance - Irrigation Repair		36.00
8/23/2024	Check 2646	Relentless Land Care Inv # 16024	180.00
	60800 - Irrigation: Repairs / Maintenance - Irrigation Repair		180.00
8/23/2024	Check 2646	Relentless Land Care Inv # 16012	98.00
	60800 - Irrigation: Repairs / Maintenance - Irrigation Repairs		98.00
8/23/2024	Check 2646	Relentless Land Care Inv # 15992	530.00
	60800 - Irrigation: Repairs / Maintenance - irrigation mainline repair		530.00

South Coast Shores Homeowners Association

Cash Disbursement - 8/31/2024

Date	CheckNo	Description	Amount
8/23/2024	Check 2646	Relentless Land Care Inv # 16025	195.00
	60800 - Irrigation: Repairs / Maintenance - Irrigation Repair		195.00
8/23/2024	Check 2647	Community Legal Advisors, Inc Inv # 32369	0.89
	80700 - Collection Expenses - Collection Exp		0.89
8/23/2024	Check 2648	Cal-Sparkle Inv # 5/70581	575.39
	55300 - Pool / Spa: Supplies - John A & Laurene A Hughes - Pool Chemicals		575.39
8/27/2024	Misc Check	Franchise Tax Board	830.00
	83200 - Tax: State		830.00
8/30/2024	Check 2649	LaBarre and Oksnee Insurance Agency, Inc Inv # 68355	3,984.75
	81200 - Insurance - 3 of 8 Monthly Installments		3,984.75
Total			74,312.02

10310 - Comerica Bank

8/23/2024	Misc Check	Comerica Bank - CD Purchase	74,006.00
	10702 - Comerica - Independent Bank Mat. 02-28-25 4.65% 6 Months		74,000.00
	80600 - Bank Charges - Comerica Bank - Handling Fees		6.00
8/23/2024	Misc Check	Comerica Bank - Transfer to FF check	45,300.00
	20200 - Accrued Expenses - Comerica Bank		45,300.00
Total			119,306.00

South Coast Shores Homeowners Association

GL Trial Balance For 8/1/2024 - 8/31/2024

			Beginning Balance	Current Debit	Credit	Ending Balance
10100 - Pacific Premier Bank Op x0834			212,081.95	85,747.96	85,675.90	212,154.01
Date		Description	Debit	Credit	Type	
08/01/2024	Batched	Credit Distribution	6,780.00	6,780.00	Credit Distribution	
08/01/2024		4038108 - Optimum Professional Property Management (OPPM) - Management Fee	-	3,275.00	Invoice	
08/01/2024	Batched	eCheck	2,000.00	-	Owner Payment	
08/01/2024	Batched	Check	1,200.00	-	Owner Payment	
08/02/2024	Batched	Credit Distribution	2,400.00	2,400.00	Credit Distribution	
08/02/2024		eCheck	400.00	-	Owner Payment	
08/02/2024	Batched	Check	2,800.00	-	Owner Payment	
08/02/2024		104278 - Landrum, Inc. - Keys (10)	-	150.00	Invoice	
08/02/2024		15820 - Relentless Land Care - Irrigation Repairs	-	145.00	Invoice	
08/02/2024		15823 - Relentless Land Care - Irrigation Repairs	-	54.00	Invoice	
08/02/2024		155833 - Orange County Pump Co., Inc. - Well Srvc Call	-	1,263.99	Invoice	
08/02/2024		46079 - Optimum Professional Property Management (OPPM) - supplies	-	1,524.56	Invoice	
08/02/2024		15822 - Relentless Land Care - Irrigation Repair	-	12.00	Invoice	
08/02/2024		46079 - Optimum Professional Property Management (OPPM) - fees	-	160.00	Invoice	
08/02/2024		15861 - Relentless Land Care - July Plant Fill	-	230.00	Invoice	
08/02/2024		15755 - Relentless Land Care - Monthly Landscape Maint	-	15,752.58	Invoice	
08/02/2024		15753 - Relentless Land Care - Monthly Sweeping Svc	-	1,318.75	Invoice	
08/02/2024		15274 - Relentless Land Care - XN3197153 - 3710 Sea Breeze	-	2,220.00	Invoice	
08/02/2024		15273 - Relentless Land Care - XN3259318	-	2,276.00	Invoice	
08/02/2024		15862 - Relentless Land Care - XN3547534 - 1909 Bay Crest	-	2,155.00	Invoice	
08/02/2024		46079 - Optimum Professional Property Management (OPPM) - admin	-	476.00	Invoice	
08/02/2024		123036 - Patrol Masters Security Group - Monthly Patrol Svc	-	1,122.57	Invoice	
08/02/2024		15819 - Relentless Land Care - 3701 Sea Cliff - Tree Removal	-	98.00	Invoice	
08/02/2024		15821 - Relentless Land Care - 3718 Sea Breeze - Irrigation	-	198.00	Invoice	
08/02/2024		961679 - Newport Exterminating, Inc - Monthly Rodent Control	-	281.00	Invoice	
08/02/2024		5/23955 - John A & Laurene A Hughes - Monthly Pool Svc	-	710.00	Invoice	
08/02/2024		1239 - Gabriel Nava - Sign Installs	-	225.00	Invoice	
08/02/2024		187379 - C.G. Systems, Inc. - Monthly Phone Programming	-	343.97	Invoice	
08/03/2024		eCheck	400.00	-	Owner Payment	
08/04/2024	Batched	eCheck	800.00	-	Owner Payment	
08/05/2024		20240726 - SoCal Gas - Monthly Gas Bill	-	440.14	Invoice	
08/05/2024	Batched	eCheck	800.00	-	Owner Payment	
08/05/2024	Batched	Check	2,800.00	-	Owner Payment	
08/05/2024	Batched	ACH	36,800.00	-	Owner Payment	
08/06/2024		eCheck	400.00	-	Owner Payment	

South Coast Shores Homeowners Association

GL Trial Balance For 8/1/2024 - 8/31/2024

			Beginning Balance	Current Debit	Credit	Ending Balance
10100 - Pacific Premier Bank Op x0834			212,081.95	85,747.96	85,675.90	212,154.01
Date		Description	Debit	Credit	Type	
08/06/2024	Batched	Check	2,400.00	-	Owner Payment	
08/07/2024		eCheck	400.00	-	Owner Payment	
08/07/2024		Credit Card	612.96	-	Owner Payment	
08/07/2024		Void Unable To Locate Account on ACH ...7377	-	400.00	Void	
08/07/2024		Void Unable To Locate Account on ACH ...6911	-	400.00	Void	
08/07/2024	Batched	Check	4,400.00	-	Owner Payment	
08/08/2024	Batched	Check	1,210.00	-	Owner Payment	
08/08/2024	Batched	ACH Plan	1,600.00	-	Owner Payment	
08/09/2024		15890 - Relentless Land Care - Irrigation Repair - 1916 Bay Crest	-	650.00	Invoice	
08/09/2024		15901 - Relentless Land Care - 3720 Sea Cliff	-	108.00	Invoice	
08/09/2024		15902 - Relentless Land Care - 3723 Sea Cliff	-	433.00	Invoice	
08/09/2024		15968 - Relentless Land Care - Drip Repair	-	162.00	Invoice	
08/09/2024		46331 - Optimum Janitorial Services - Monthly Janitorial Svc	-	1,287.00	Invoice	
08/09/2024		992 - Owner Refund - Owner Refund for Acct: 99224422	-	183.88	Invoice	
08/09/2024		20240730 - SCE - Electricity	-	5,744.54	Invoice	
08/09/2024		Transfer to Pacific Premier Bank MMA	-	11,250.00	Transfer	
08/09/2024		1003564 - Integrated Vegetation Management, Inc - Lake Maint Svc	-	2,100.00	Invoice	
08/09/2024		15900 - Relentless Land Care - 2010 & 2018 Summer Wind	-	438.00	Invoice	
08/09/2024	Batched	Check	2,500.00	-	Owner Payment	
08/11/2024		eCheck	400.00	-	Owner Payment	
08/12/2024		Void Unable To Locate Account on ACH Plan...7377	-	400.00	Void	
08/12/2024		Void Unable To Locate Account on ACH Plan...6911	-	400.00	Void	
08/12/2024		Check	400.00	-	Owner Payment	
08/13/2024		Doorking Inc. - Doorking Autopay	-	177.80	Invoice	
08/13/2024	Batched	Check	2,000.00	-	Owner Payment	
08/14/2024		eCheck	400.00	-	Owner Payment	
08/15/2024		eCheck	400.00	-	Owner Payment	
08/15/2024	Batched	Check	800.00	-	Owner Payment	
08/16/2024		46557 - Optimum Professional Property Management (OPPM) - admin	-	151.00	Invoice	
08/16/2024		15977 - Relentless Land Care - Irrigation Repairs	-	59.00	Invoice	
08/16/2024		15979 - Relentless Land Care - Irrigation Repairs	-	36.00	Invoice	
08/16/2024		15980 - Relentless Land Care - Irrigation Repairs	-	199.00	Invoice	
08/16/2024		15981 - Relentless Land Care - Irrigation Repair	-	195.00	Invoice	
08/16/2024		616-000293199 - Republic Services - Monthly Refuse	-	7,731.17	Invoice	
08/16/2024		162876 - Tri-County Lighting Services, Corp. - Light Repair - XN4022838	-	254.48	Invoice	

South Coast Shores Homeowners Association

GL Trial Balance For 8/1/2024 - 8/31/2024

		Beginning Balance	Current		Ending Balance
			Debit	Credit	
10100 - Pacific Premier Bank Op x0834		212,081.95	85,747.96	85,675.90	212,154.01
Date		Description	Debit	Credit	Type
08/16/2024		162875 - Tri-County Lighting Services, Corp. - XN4012509 - Light Repair	-	756.94	Invoice
08/16/2024		46557 - Optimum Professional Property Management (OPPM) - fees	-	60.00	Invoice
08/16/2024		46557 - Optimum Professional Property Management (OPPM) - supplies	-	586.50	Invoice
08/16/2024		155835 - Orange County Pump Co., Inc. - North Dock Srvc	-	750.00	Invoice
08/16/2024	Batched	Check	1,600.00	-	Owner Payment
08/19/2024	Batched	Check	810.00	-	Owner Payment
08/20/2024		eCheck	400.00	-	Owner Payment
08/23/2024		16024 - Relentless Land Care - Irrigation Repair	-	180.00	Invoice
08/23/2024		16025 - Relentless Land Care - Irrigation Repair	-	195.00	Invoice
08/23/2024		16012 - Relentless Land Care - Irrigation Repairs	-	98.00	Invoice
08/23/2024		992 - Owner Refund - Owner Refund for Acct: 99224424	-	400.00	Invoice
08/23/2024		32369 - Community Legal Advisors, Inc - Collection Exp	-	.89	Invoice
08/23/2024		15992 - Relentless Land Care - irrigation mainline repair	-	530.00	Invoice
08/23/2024		16016 - Relentless Land Care - Irrigation Repair	-	36.00	Invoice
08/23/2024		5/70581 - John A & Laurene A Hughes - Pool Chemicals	-	575.39	Invoice
08/23/2024	Batched	Check	85.00	-	Owner Payment
08/23/2024		188088 - C.G. Systems, Inc. - Gate #1 & #4 Srvc Call	-	321.00	Invoice
08/24/2024	Batched	ACH Plan	950.00	-	Owner Payment
08/26/2024	Batched	Check	550.00	-	Owner Payment
08/27/2024		Franchise Tax Board	-	830.00	Invoice
08/27/2024		Misc Deposit: Chk # 1529	250.00	-	GL Entry
08/27/2024		eCheck	1,200.00	-	Owner Payment
08/27/2024		Check	400.00	-	Owner Payment
08/28/2024	Batched	Check	800.00	-	Owner Payment
08/29/2024	Batched	Check	1,600.00	-	Owner Payment
08/30/2024		68355 - LaBarre and Oksnee Insurance Agency, Inc - 3 of 8 Monthly Installments	-	3,984.75	Invoice
08/30/2024	Batched	Check	1,600.00	-	Owner Payment
08/31/2024		eCheck	400.00	-	Owner Payment

10310 - Comerica Op x0425 728.15 123,026.81 119,306.00 4,448.96

Date		Description	Debit	Credit	Type
08/01/2024		August Interest	3,026.81	-	GL Entry
08/02/2024		CD Redemption	120,000.00	-	GL Entry
08/23/2024		Comerica Bank - CD Purchase	-	74,000.00	Invoice

South Coast Shores Homeowners Association

GL Trial Balance For 8/1/2024 - 8/31/2024

		Beginning Balance	Current		Ending Balance
			Debit	Credit	
10310 - Comerica Op x0425		728.15	123,026.81	119,306.00	4,448.96
Date	Description		Debit	Credit	Type
08/23/2024	Comerica Bank - Handling Fees		-	6.00	Invoice
08/23/2024	Comerica Bank		-	45,300.00	Invoice
10700 - Comerica - Industrial&Coml BK Mat. 08-02-24 5.0% 6 Months		120,000.00	-	120,000.00	0.00
Date	Description		Debit	Credit	Type
08/02/2024	CD Redemption		-	120,000.00	GL Entry
10702 - Comerica - Independent Bank Mat. 02-28-25 4.65% 6 Months		0.00	74,000.00	-	74,000.00
Date	Description		Debit	Credit	Type
08/23/2024	Comerica Bank - CD Purchase		74,000.00	-	Invoice
11150 - Accounts Receivable		3,288.82	76,223.21	77,122.88	2,389.15
Date	Description		Debit	Credit	Type
08/01/2024	Batched Late Interest		6.33	-	Owner Charge
08/01/2024	Batched Monthly Assessment		73,600.00	-	Owner Charge
08/01/2024	Batched eCheck		-	2,000.00	Owner Payment
08/01/2024	Batched Check		-	1,200.00	Owner Payment
08/01/2024	Batched Credit Distribution		-	6,780.00	Credit Distribution
08/01/2024	Batched Adjustment Ownership Transfer		-	800.00	Adjustment
08/02/2024	Batched Credit Distribution		-	2,400.00	Credit Distribution
08/02/2024	eCheck		-	400.00	Owner Payment
08/02/2024	Batched Check		-	2,800.00	Owner Payment
08/03/2024	eCheck		-	400.00	Owner Payment
08/04/2024	Batched eCheck		-	800.00	Owner Payment
08/05/2024	Batched Check		-	2,800.00	Owner Payment
08/05/2024	Batched eCheck		-	800.00	Owner Payment
08/05/2024	Batched ACH		-	36,800.00	Owner Payment
08/06/2024	eCheck		-	400.00	Owner Payment
08/06/2024	Refund Check Reimburse For Street Signs		183.88	-	Refund Check
08/06/2024	Writeoff Reimburse For Street Signs		-	183.88	Writeoff
08/06/2024	Batched Check		-	2,400.00	Owner Payment
08/07/2024	Void Unable To Locate Account on ACH ...7377		400.00	-	Void
08/07/2024	Batched Check		-	4,000.00	Owner Payment

South Coast Shores Homeowners Association

GL Trial Balance For 8/1/2024 - 8/31/2024

		Beginning Balance	Current Debit	Credit	Ending Balance
11150 - Accounts Receivable		3,288.82	76,223.21	77,122.88	2,389.15
Date	Description	Debit	Credit	Type	
08/07/2024	Void Unable To Locate Account on ACH ...6911	400.00	-	Void	
08/07/2024	eCheck	-	400.00	Owner Payment	
08/07/2024	Batched Adjustment Reverse Late Fee / Interest Fee	-	12.00	Adjustment	
08/08/2024	Batched Check	-	1,210.00	Owner Payment	
08/08/2024	Late Fee Escrow Adjustment	8.00	-	Owner Charge	
08/08/2024	Batched ACH Plan	-	1,600.00	Owner Payment	
08/09/2024	Credit Distribution	400.00	-	Credit Distribution	
08/09/2024	Batched Check	-	2,500.00	Owner Payment	
08/11/2024	eCheck	-	400.00	Owner Payment	
08/12/2024	Void Unable To Locate Account on ACH Plan...7377	400.00	-	Void	
08/12/2024	Void Unable To Locate Account on ACH Plan...6911	400.00	-	Void	
08/12/2024	Check	-	400.00	Owner Payment	
08/13/2024	Batched Check	-	1,200.00	Owner Payment	
08/14/2024	eCheck	-	400.00	Owner Payment	
08/15/2024	Batched Check	-	800.00	Owner Payment	
08/16/2024	Batched Late Fee	40.00	-	Owner Charge	
08/16/2024	Batched Check	-	1,200.00	Owner Payment	
08/19/2024	Batched Check	-	810.00	Owner Payment	
08/20/2024	Collection Fee - Intent to Lien Processing	150.00	-	Owner Charge	
08/23/2024	Batched Check	-	85.00	Owner Payment	
08/23/2024	Gate Remote Fee	35.00	-	Owner Charge	
08/23/2024	Key Fee (2)	50.00	-	Owner Charge	
08/23/2024	Batched Adjustment Reverse Late Fee / Interest Fee	-	22.00	Adjustment	
08/24/2024	Batched ACH Plan	-	950.00	Owner Payment	
08/26/2024	Batched Clubhouse Rental	150.00	-	Owner Charge	
08/26/2024	Batched Check	-	150.00	Owner Payment	
08/30/2024	Check	-	20.00	Owner Payment	

11190 - Less Allowance For Past Due Accts -224.66 - -224.66

Date	Description	Debit	Credit	Type	
14100 - Pacific Premier Bank MMA x1195		92,107.48	11,278.78	-	103,386.26
08/09/2024	Transfer from Pacific Premier Bank Op	11,250.00	-	Transfer	
08/30/2024	August Interest	28.78	-	GL Entry	

South Coast Shores Homeowners Association

GL Trial Balance For 8/1/2024 - 8/31/2024

		Beginning Balance	Current		Ending Balance
			Debit	Credit	
14200 - FCB MMA x2212		60,332.54	15.37	-	60,347.91
Date	Description		Debit	Credit	Type
08/01/2024	August Interest		15.37	-	GL Entry
14210 - First Foundation MMA x1197		10,017.28	10.57	-	10,027.85
Date	Description		Debit	Credit	Type
08/01/2024	August Interest		10.57	-	GL Entry
14300 - Banc of CA MMA x5433 - UNCLAIMED PROPERTY		125,811.12	-	-	125,811.12
Date	Description		Debit	Credit	Type
15050 - First Foundation x7973 Mat.02-01-2025 3.440 % 13mths		165,327.32	483.71	-	165,811.03
Date	Description		Debit	Credit	Type
08/01/2024	August Interest		483.71	-	GL Entry
15055 - Alliance x2689 Mat. 09-17-2024 5.03% 11mths		100,887.95	429.82	-	101,317.77
Date	Description		Debit	Credit	Type
08/01/2024	August Interest		429.82	-	GL Entry
15070 - First Foundation x7797 Mat. 11-14-2024 4.641% 13mths		100,249.84	395.91	-	100,645.75
Date	Description		Debit	Credit	Type
08/01/2024	August Interest		395.91	-	GL Entry
20100 - Accounts Payable		0.00	583.88	583.88	0.00
Date	Description		Debit	Credit	Type
08/06/2024	Refund Check Reimburse For Street Signs		-	183.88	Refund Check
08/09/2024	992 - Owner Refund - Owner Refund for Acct: 99224422		183.88	-	Invoice
08/23/2024	Refund Check Escrow Over Payment Refund		-	400.00	Refund Check
08/23/2024	992 - Owner Refund - Owner Refund for Acct: 99224424		400.00	-	Invoice

South Coast Shores Homeowners Association

GL Trial Balance For 8/1/2024 - 8/31/2024

			Beginning Balance	Current Debit	Credit	Ending Balance
20200 - Accrued Expenses			0.00	45,300.00	-	45,300.00
Date	Description		Debit	Credit	Type	
08/23/2024	Comerica Bank		45,300.00	-	Invoice	
21120 - Deposits: Clubhouse			-525.00	-	-	-525.00
Date	Description		Debit	Credit	Type	
21500 - Prepaid Assessments			-14,527.88	9,580.00	9,792.96	-14,740.84
Date	Description		Debit	Credit	Type	
08/01/2024	Batched	Credit Distribution	6,780.00	-	Credit Distribution	
08/02/2024	Batched	Credit Distribution	2,400.00	-	Credit Distribution	
08/07/2024		Credit Card	-	612.96	Owner Payment	
08/07/2024		Check	-	400.00	Owner Payment	
08/09/2024		Credit Distribution	-	400.00	Credit Distribution	
08/13/2024	Batched	Check	-	800.00	Owner Payment	
08/15/2024		eCheck	-	400.00	Owner Payment	
08/16/2024		Check	-	400.00	Owner Payment	
08/20/2024		eCheck	-	400.00	Owner Payment	
08/23/2024		Refund Check Escrow Over Payment Refund	400.00	-	Refund Check	
08/26/2024		Check	-	400.00	Owner Payment	
08/27/2024		eCheck	-	1,200.00	Owner Payment	
08/27/2024		Check	-	400.00	Owner Payment	
08/28/2024	Batched	Check	-	800.00	Owner Payment	
08/29/2024	Batched	Check	-	1,600.00	Owner Payment	
08/30/2024	Batched	Check	-	1,580.00	Owner Payment	
08/31/2024		eCheck	-	400.00	Owner Payment	
33600 - General Reserves			-653,422.28	-	11,250.00	-664,672.28
Date	Description		Debit	Credit	Type	
08/09/2024	Monthly Reserve Contribution		-	11,250.00	GL Entry	
38990 - Interest			-1,311.25	-	1,364.16	-2,675.41
Date	Description		Debit	Credit	Type	
08/01/2024	Batched	August Interest	-	1,335.38	GL Entry	
08/30/2024		August Interest	-	28.78	GL Entry	

South Coast Shores Homeowners Association

GL Trial Balance For 8/1/2024 - 8/31/2024

			Beginning Balance	Current		Ending Balance
				Debit	Credit	
39900 - Prior Year Surplus (Deficit)			-347,768.64	-	-	-347,768.64
Date	Description			Debit	Credit	Type
40100 - Assessments			-72,800.00	800.00	73,600.00	-145,600.00
Date	Description			Debit	Credit	Type
08/01/2024	Batched	Monthly Assessment		-	73,600.00	Owner Charge
08/01/2024	Batched	Adjustment Ownership Transfer		800.00	-	Adjustment
40500 - Clubhouse Rental			0.00	-	400.00	-400.00
Date	Description			Debit	Credit	Type
08/26/2024	Batched	Clubhouse Rental		-	150.00	Owner Charge
08/27/2024		Misc Deposit: Chk # 1529		-	250.00	GL Entry
40600 - Collection Fees			0.00	-	150.00	-150.00
Date	Description			Debit	Credit	Type
08/20/2024		Collection Fee - Intent to Lien Processing		-	150.00	Owner Charge
40800 - Interest Charges			-3.75	4.00	6.33	-6.08
Date	Description			Debit	Credit	Type
08/01/2024	Batched	Late Interest		-	6.33	Owner Charge
08/07/2024		Adjustment Reverse Late Fee / Interest Fee		2.00	-	Adjustment
08/23/2024		Adjustment Reverse Late Fee / Interest Fee		2.00	-	Adjustment
40900 - Key Fees			0.00	-	50.00	-50.00
Date	Description			Debit	Credit	Type
08/23/2024		Key Fee (2)		-	50.00	Owner Charge
41000 - Late Charges			-60.00	30.00	48.00	-78.00
Date	Description			Debit	Credit	Type
08/07/2024		Adjustment Reverse Late Fee / Interest Fee		10.00	-	Adjustment
08/08/2024		Late Fee Escrow Adjustment		-	8.00	Owner Charge
08/16/2024	Batched	Late Fee		-	40.00	Owner Charge
08/23/2024		Adjustment Reverse Late Fee / Interest Fee		20.00	-	Adjustment

South Coast Shores Homeowners Association

GL Trial Balance For 8/1/2024 - 8/31/2024

		Beginning Balance	Current		Ending Balance
			Debit	Credit	
41600 - Transmitters		-35.00	-	35.00	-70.00
Date	Description		Debit	Credit	Type
08/23/2024	Gate Remote Fee		-	35.00	Owner Charge
44010 - Interest Income		-1,311.44	-	4,390.97	-5,702.41
Date	Description		Debit	Credit	Type
08/01/2024	Batched August Interest		-	4,362.19	GL Entry
08/30/2024	August Interest		-	28.78	GL Entry
50200 - Electricity		4,699.77	5,744.54	-	10,444.31
Date	Description		Debit	Credit	Type
08/09/2024	20240730 - SCE - Electricity		5,744.54	-	Invoice
50300 - Gas		865.26	440.14	-	1,305.40
Date	Description		Debit	Credit	Type
08/05/2024	20240726 - SoCal Gas - Monthly Gas Bill		440.14	-	Invoice
50400 - Refuse Removal		7,731.17	7,731.17	-	15,462.34
Date	Description		Debit	Credit	Type
08/16/2024	616-000293199 - Republic Services - Monthly Refuse		7,731.17	-	Invoice
50700 - Telephone - Entry Gates		167.80	177.80	-	345.60
Date	Description		Debit	Credit	Type
08/13/2024	Doorking Inc. - Doorking Autopay		177.80	-	Invoice
50800 - Water		1,113.90	-	-	1,113.90
Date	Description		Debit	Credit	Type
55100 - Pool / Spa: Service Contract		710.00	710.00	-	1,420.00
Date	Description		Debit	Credit	Type
08/02/2024	5/23955 - John A & Laurene A Hughes - Monthly Pool Svc		710.00	-	Invoice
55300 - Pool / Spa: Supplies		593.15	575.39	-	1,168.54
Date	Description		Debit	Credit	Type

South Coast Shores Homeowners Association

GL Trial Balance For 8/1/2024 - 8/31/2024

		Beginning Balance	Current Debit	Credit	Ending Balance
55300 - Pool / Spa: Supplies		593.15	575.39	-	1,168.54
Date	Description	Debit	Credit	Type	
08/23/2024	5/70581 - John A & Laurene A Hughes - Pool Chemicals	575.39	-	Invoice	
60100 - Landscape: Service Contract		15,146.73	15,752.58	-	30,899.31
Date	Description	Debit	Credit	Type	
08/02/2024	15755 - Relentless Land Care - Monthly Landscape Maint	15,752.58	-	Invoice	
60200 - Landscape: Extras		1,140.00	7,958.00	-	9,098.00
Date	Description	Debit	Credit	Type	
08/02/2024	15273 - Relentless Land Care - XN3259318	2,276.00	-	Invoice	
08/02/2024	15862 - Relentless Land Care - XN3547534 - 1909 Bay Crest	2,155.00	-	Invoice	
08/02/2024	15861 - Relentless Land Care - July Plant Fill	230.00	-	Invoice	
08/02/2024	15274 - Relentless Land Care - XN3197153 - 3710 Sea Breeze	2,220.00	-	Invoice	
08/02/2024	15819 - Relentless Land Care - 3701 Sea Cliff - Tree Removal	98.00	-	Invoice	
08/09/2024	15901 - Relentless Land Care - 3720 Sea Cliff	108.00	-	Invoice	
08/09/2024	15902 - Relentless Land Care - 3723 Sea Cliff	433.00	-	Invoice	
08/09/2024	15900 - Relentless Land Care - 2010 & 2018 Summer Wind	438.00	-	Invoice	
60800 - Irrigation: Repairs / Maintenance		1,574.00	2,749.00	-	4,323.00
Date	Description	Debit	Credit	Type	
08/02/2024	15823 - Relentless Land Care - Irrigation Repairs	54.00	-	Invoice	
08/02/2024	15822 - Relentless Land Care - Irrigation Repair	12.00	-	Invoice	
08/02/2024	15820 - Relentless Land Care - Irrigation Repairs	145.00	-	Invoice	
08/02/2024	15821 - Relentless Land Care - 3718 Sea Breeze - Irrigation	198.00	-	Invoice	
08/09/2024	15890 - Relentless Land Care - Irrigation Repair - 1916 Bay Crest	650.00	-	Invoice	
08/09/2024	15968 - Relentless Land Care - Drip Repair	162.00	-	Invoice	
08/16/2024	15977 - Relentless Land Care - Irrigation Repairs	59.00	-	Invoice	
08/16/2024	15979 - Relentless Land Care - Irrigation Repairs	36.00	-	Invoice	
08/16/2024	15980 - Relentless Land Care - Irrigation Repairs	199.00	-	Invoice	
08/16/2024	15981 - Relentless Land Care - Irrigation Repair	195.00	-	Invoice	
08/23/2024	16025 - Relentless Land Care - Irrigation Repair	195.00	-	Invoice	
08/23/2024	16012 - Relentless Land Care - Irrigation Repairs	98.00	-	Invoice	
08/23/2024	16024 - Relentless Land Care - Irrigation Repair	180.00	-	Invoice	
08/23/2024	16016 - Relentless Land Care - Irrigation Repair	36.00	-	Invoice	
08/23/2024	15992 - Relentless Land Care - irrigation mainline repair	530.00	-	Invoice	

South Coast Shores Homeowners Association

GL Trial Balance For 8/1/2024 - 8/31/2024

		Beginning Balance	Current		Ending Balance
			Debit	Credit	
61075 - Swans		170.00	-	-	170.00
Date	Description		Debit	Credit	Type
61100 - Tree Trimming		5,700.00	-	-	5,700.00
Date	Description		Debit	Credit	Type
70100 - Access Gate Repairs		227.50	664.97	-	892.47
Date	Description		Debit	Credit	Type
08/02/2024	187379 - C.G. Systems, Inc. - Monthly Phone Programming		343.97	-	Invoice
08/23/2024	188088 - C.G. Systems, Inc. - Gate #1 & #4 Srvc Call		321.00	-	Invoice
70600 - Common Area: Maintenance		7,171.04	1,158.88	-	8,329.92
Date	Description		Debit	Credit	Type
08/02/2024	1239 - Gabriel Nava - Sign Installs		225.00	-	Invoice
08/06/2024	Writeoff Reimburse For Street Signs		183.88	-	Writeoff
08/16/2024	155835 - Orange County Pump Co., Inc. - North Dock Srvc		750.00	-	Invoice
72500 - Janitorial: Service Contract		1,232.00	1,287.00	-	2,519.00
Date	Description		Debit	Credit	Type
08/09/2024	46331 - Optimum Janitorial Services - Monthly Janitorial Svc		1,287.00	-	Invoice
72700 - Keys & Locks		0.00	150.00	-	150.00
Date	Description		Debit	Credit	Type
08/02/2024	104278 - Landrum, Inc. - Keys (10)		150.00	-	Invoice
72900 - Lighting: Repairs / Supplies		1,894.76	1,011.42	-	2,906.18
Date	Description		Debit	Credit	Type
08/16/2024	162875 - Tri-County Lighting Services, Corp. - XN4012509 - Light Repair		756.94	-	Invoice
08/16/2024	162876 - Tri-County Lighting Services, Corp. - Light Repair - XN4022838		254.48	-	Invoice
73200 - Patrol Service		1,122.57	1,122.57	-	2,245.14
Date	Description		Debit	Credit	Type
08/02/2024	123036 - Patrol Masters Security Group - Monthly Patrol Svc		1,122.57	-	Invoice

South Coast Shores Homeowners Association

GL Trial Balance For 8/1/2024 - 8/31/2024

		Beginning Balance	Current Debit	Credit	Ending Balance
73200 - Patrol Service		1,122.57	1,122.57	-	2,245.14
Date	Description	Debit	Credit	Type	
73300 - Pest & Rodent Control: Contract		281.00	281.00	-	562.00
Date	Description	Debit	Credit	Type	
08/02/2024	961679 - Newport Exterminating, Inc - Monthly Rodent Control	281.00	-	Invoice	
74600 - Street Sweeping		1,268.03	1,318.75	-	2,586.78
Date	Description	Debit	Credit	Type	
08/02/2024	15753 - Relentless Land Care - Monthly Sweeping Svc	1,318.75	-	Invoice	
74915 - Waterscape Maintenance		3,809.02	3,363.99	-	7,173.01
Date	Description	Debit	Credit	Type	
08/02/2024	155833 - Orange County Pump Co., Inc. - Well Srvc Call	1,263.99	-	Invoice	
08/09/2024	1003564 - Integrated Vegetation Management, Inc - Lake Maint Svc	2,100.00	-	Invoice	
80600 - Bank Charges		25.00	6.00	-	31.00
Date	Description	Debit	Credit	Type	
08/23/2024	Comerica Bank - Handling Fees	6.00	-	Invoice	
80700 - Collection Expenses		0.00	220.89	-	220.89
Date	Description	Debit	Credit	Type	
08/02/2024	46079 - Optimum Professional Property Management (OPPM) - fees	160.00	-	Invoice	
08/16/2024	46557 - Optimum Professional Property Management (OPPM) - fees	60.00	-	Invoice	
08/23/2024	32369 - Community Legal Advisors, Inc - Collection Exp	.89	-	Invoice	
81200 - Insurance		28,678.50	3,984.75	-	32,663.25
Date	Description	Debit	Credit	Type	
08/30/2024	68355 - LaBarre and Oksnee Insurance Agency, Inc - 3 of 8 Monthly Installments	3,984.75	-	Invoice	
82600 - Printing / Mailing / Supplies		0.00	2,111.06	-	2,111.06
Date	Description	Debit	Credit	Type	

South Coast Shores Homeowners Association

GL Trial Balance For 8/1/2024 - 8/31/2024

		Beginning Balance	Current		Ending Balance
			Debit	Credit	
82600 - Printing / Mailing / Supplies		0.00	2,111.06	-	2,111.06
Date	Description		Debit	Credit	Type
08/02/2024	46079 - Optimum Professional Property Management (OPPM) - supplies		1,524.56	-	Invoice
08/16/2024	46557 - Optimum Professional Property Management (OPPM) - supplies		586.50	-	Invoice
82700 - Professional Management: Contract		3,275.00	3,275.00	-	6,550.00
Date	Description		Debit	Credit	Type
08/01/2024	4038108 - Optimum Professional Property Management (OPPM) - Management Fee		3,275.00	-	Invoice
82800 - Miscellaneous Administration		0.00	627.00	-	627.00
Date	Description		Debit	Credit	Type
08/02/2024	46079 - Optimum Professional Property Management (OPPM) - admin		476.00	-	Invoice
08/16/2024	46557 - Optimum Professional Property Management (OPPM) - admin		151.00	-	Invoice
83200 - Tax: State		0.00	830.00	-	830.00
Date	Description		Debit	Credit	Type
08/27/2024	Franchise Tax Board		830.00	-	Invoice
93600 - General Reserves		11,250.00	11,250.00	-	22,500.00
Date	Description		Debit	Credit	Type
08/09/2024	Monthly Reserve Contribution		11,250.00	-	GL Entry
98990 - Interest		1,311.25	1,364.16	-	2,675.41
Date	Description		Debit	Credit	Type
08/01/2024	Batched August Interest		1,335.38	-	GL Entry
08/30/2024	August Interest		28.78	-	GL Entry
Net Total		0.00	503,776.08	503,776.08	0.00

South Coast Shores Homeowners Association

Bank Account Reconciliation for Period 8/31/2024

Reconciliation Summary

Bank Account	Bank Bal.	Uncleared Items	Adj. Balance	Book Balance	Status
Pacific Premier Bank Op	218,364.57	-6,210.56	212,154.01	212,154.01	Balanced
Alliance Op MMA	0.00	0.00	0.00	0.00	Balanced
Alliance Association Bank	101,317.77	0.00	101,317.77	101,317.77	Balanced
Banc of California	125,811.12	0.00	125,811.12	125,811.12	Balanced
Comerica Bank	4,448.96	0.00	4,448.96	4,448.96	Balanced
First Foundation MMA	10,027.85	0.00	10,027.85	10,027.85	Balanced
First Foundation Bank	165,811.03	0.00	165,811.03	165,811.03	Balanced
First Foundation Bank	100,645.75	0.00	100,645.75	100,645.75	Balanced
FCB MMA	60,347.91	0.00	60,347.91	60,347.91	Balanced
Pacific Premier Bank MMA	103,386.26	0.00	103,386.26	103,386.26	Balanced

Unreconciled Items

Date	Description	Check No	Amount
Pacific Premier Bank Op			
8/16/2024	Tri-County Lighting Services, Corp.	2641	-254.48
8/16/2024	Tri-County Lighting Services, Corp.	2641	-756.94
8/23/2024	Relentless Land Care	2646	-530.00
8/23/2024	Relentless Land Care	2646	-98.00
8/23/2024	Relentless Land Care	2646	-36.00
8/23/2024	Relentless Land Care	2646	-180.00
8/23/2024	Relentless Land Care	2646	-195.00
8/23/2024	Cal-Sparkle	2648	-575.39
8/30/2024	LaBarre and Oksnee Insurance Agency, Inc	2649	-3,984.75
8/31/2024	Acct: 99245537 eCheck		400.00
Total Pacific Premier Bank Op			-6,210.56

Reconciled Items

Date	Description	Check No	Amount
Pacific Premier Bank Op			
7/31/2024	Acct: 99245537 eCheck		400.00
8/1/2024	Acct: 99224387 eCheck		400.00

South Coast Shores Homeowners Association

Bank Account Reconciliation for Period 8/31/2024

Date	Description	Check No	Amount
8/1/2024	Acct: 99224351 eCheck		400.00
8/1/2024	Acct: 99227232 eCheck		400.00
8/1/2024	Acct: 99224471 eCheck		400.00
8/1/2024	Acct: 99245992 eCheck		400.00
8/1/2024	Lockbox - Klik ACH		800.00
8/1/2024	Lockbox - Klik Check		400.00
8/2/2024	Acct: 99254461 eCheck		400.00
8/2/2024	Lockbox - Klik ACH		2,800.00
8/3/2024	Acct: 99247274 eCheck		400.00
8/4/2024	Acct: 99237859 eCheck		400.00
8/4/2024	Acct: 99224501 eCheck		400.00
8/5/2024	Acct: 99224449 ACH	ACH	400.00
8/5/2024	Acct: 99224453 ACH	ACH	400.00
8/5/2024	Acct: 99224463 ACH	ACH	400.00
8/5/2024	Acct: 99224468 ACH	ACH	400.00
8/5/2024	Acct: 99224473 ACH	ACH	400.00
8/5/2024	Acct: 99224478 ACH	ACH	400.00
8/5/2024	Acct: 99224487 ACH	ACH	400.00
8/5/2024	Acct: 99224491 ACH	ACH	400.00
8/5/2024	Acct: 99224492 ACH	ACH	400.00
8/5/2024	Acct: 99224497 ACH	ACH	400.00
8/5/2024	Acct: 99224500 ACH	ACH	400.00
8/5/2024	Acct: 99224512 ACH	ACH	400.00
8/5/2024	Acct: 99224517 ACH	ACH	400.00
8/5/2024	Acct: 99224520 ACH	ACH	400.00
8/5/2024	Acct: 99224524 ACH	ACH	400.00
8/5/2024	Acct: 99224531 ACH	ACH	400.00
8/5/2024	Acct: 99224533 ACH	ACH	400.00
8/5/2024	Acct: 99224284 ACH	ACH	400.00
8/5/2024	Acct: 99224543 ACH	ACH	400.00
8/5/2024	Acct: 99224290 ACH	ACH	400.00
8/5/2024	Acct: 99224548 ACH	ACH	400.00
8/5/2024	Acct: 99224296 ACH	ACH	400.00
8/5/2024	Acct: 99224549 ACH	ACH	400.00
8/5/2024	Acct: 99224300 ACH	ACH	400.00
8/5/2024	Acct: 99224563 ACH	ACH	400.00
8/5/2024	Acct: 99224308 ACH	ACH	400.00
8/5/2024	Acct: 99224569 ACH	ACH	400.00
8/5/2024	Acct: 99224319 ACH	ACH	400.00
8/5/2024	Acct: 99224323 ACH	ACH	400.00
8/5/2024	Acct: 99224325 ACH	ACH	400.00
8/5/2024	Acct: 99224574 ACH	ACH	400.00

South Coast Shores Homeowners Association

Bank Account Reconciliation for Period 8/31/2024

Date	Description	Check No	Amount
8/5/2024	Acct: 99224330 ACH	ACH	400.00
8/5/2024	Acct: 99224575 ACH	ACH	400.00
8/5/2024	Acct: 99224335 ACH	ACH	400.00
8/5/2024	Acct: 99224579 ACH	ACH	400.00
8/5/2024	Acct: 99224336 ACH	ACH	400.00
8/5/2024	Acct: 99224584 ACH	ACH	400.00
8/5/2024	Acct: 99224349 ACH	ACH	400.00
8/5/2024	Acct: 99224589 ACH	ACH	400.00
8/5/2024	Acct: 99224358 ACH	ACH	400.00
8/5/2024	Acct: 99224592 ACH	ACH	400.00
8/5/2024	Acct: 99224362 ACH	ACH	400.00
8/5/2024	Acct: 99224595 ACH	ACH	400.00
8/5/2024	Acct: 99224363 ACH	ACH	400.00
8/5/2024	Acct: 99224599 ACH	ACH	400.00
8/5/2024	Acct: 99224372 ACH	ACH	400.00
8/5/2024	Acct: 99224612 ACH	ACH	400.00
8/5/2024	Acct: 99224378 ACH	ACH	400.00
8/5/2024	Acct: 99224629 ACH	ACH	400.00
8/5/2024	Acct: 99224380 ACH	ACH	400.00
8/5/2024	Acct: 99224644 ACH	ACH	400.00
8/5/2024	Acct: 99224384 ACH	ACH	400.00
8/5/2024	Acct: 99224662 ACH	ACH	400.00
8/5/2024	Acct: 99224386 ACH	ACH	400.00
8/5/2024	Acct: 99224666 ACH	ACH	400.00
8/5/2024	Acct: 99224390 ACH	ACH	400.00
8/5/2024	Acct: 99225775 ACH	ACH	400.00
8/5/2024	Acct: 99224398 ACH	ACH	400.00
8/5/2024	Acct: 99225863 ACH	ACH	400.00
8/5/2024	Acct: 99224399 ACH	ACH	400.00
8/5/2024	Acct: 99225990 ACH	ACH	400.00
8/5/2024	Acct: 99224402 ACH	ACH	400.00
8/5/2024	Acct: 99227181 ACH	ACH	400.00
8/5/2024	Acct: 99224404 ACH	ACH	400.00
8/5/2024	Acct: 99227353 ACH	ACH	400.00
8/5/2024	Acct: 99224408 ACH	ACH	400.00
8/5/2024	Acct: 99229854 ACH	ACH	400.00
8/5/2024	Acct: 99224409 ACH	ACH	400.00
8/5/2024	Acct: 99230534 ACH	ACH	400.00
8/5/2024	Acct: 99224414 ACH	ACH	400.00
8/5/2024	Acct: 99232666 ACH	ACH	400.00
8/5/2024	Acct: 99224416 ACH	ACH	400.00
8/5/2024	Acct: 99233746 ACH	ACH	400.00

South Coast Shores Homeowners Association

Bank Account Reconciliation for Period 8/31/2024

Date	Description	Check No	Amount
8/5/2024	Acct: 99224417 ACH	ACH	400.00
8/5/2024	Acct: 99236494 ACH	ACH	400.00
8/5/2024	Acct: 99224421 ACH	ACH	400.00
8/5/2024	Acct: 99239397 ACH	ACH	400.00
8/5/2024	Acct: 99224423 ACH	ACH	400.00
8/5/2024	Acct: 99241017 ACH	ACH	400.00
8/5/2024	Acct: 99224428 ACH	ACH	400.00
8/5/2024	Acct: 99242586 ACH	ACH	400.00
8/5/2024	Acct: 99224434 ACH	ACH	400.00
8/5/2024	Acct: 99246194 ACH	ACH	400.00
8/5/2024	Acct: 99250419 ACH	ACH	400.00
8/5/2024	Acct: 99224435 ACH	ACH	400.00
8/5/2024	Acct: 99252481 ACH	ACH	400.00
8/5/2024	Acct: 99224440 ACH	ACH	400.00
8/5/2024	Acct: 99224443 ACH	ACH	400.00
8/5/2024	Acct: 99252880 ACH	ACH	400.00
8/5/2024	Acct: 99224445 ACH	ACH	400.00
8/5/2024	Acct: 99254489 ACH	ACH	400.00
8/5/2024	Acct: 99224448 ACH	ACH	400.00
8/5/2024	Acct: 99228677 eCheck		400.00
8/5/2024	Acct: 99224306 eCheck		400.00
8/5/2024	Lockbox - Klik ACH		2,400.00
8/5/2024	Lockbox - Klik Check		400.00
8/6/2024	Acct: 99230522 eCheck		400.00
8/6/2024	Lockbox - Klik ACH		1,200.00
8/6/2024	Lockbox - Klik Check		1,200.00
8/7/2024	Acct: 99224426 CC		612.96
8/7/2024	Acct: 99224383 eCheck		400.00
8/7/2024	Lockbox - Klik ACH		2,000.00
8/7/2024	Lockbox - Klik Check		2,400.00
8/8/2024	Acct: 99224370 ACH Plan	ACH	800.00
8/8/2024	Acct: 99224589 ACH Plan	ACH	400.00
8/8/2024	Acct: 99224434 ACH Plan	ACH	400.00
8/8/2024	Lockbox - Klik ACH		800.00
8/8/2024	Lockbox - Klik Check		410.00
8/9/2024	Lockbox - Klik ACH		400.00
8/9/2024	Lockbox - Klik Check		2,100.00
8/11/2024	Acct: 99224357 eCheck		400.00
8/12/2024	Lockbox - Klik ACH		400.00
8/13/2024	Lockbox - Klik ACH		1,600.00
8/13/2024	Lockbox - Klik Check		400.00
8/14/2024	Acct: 99224413 eCheck		400.00

South Coast Shores Homeowners Association

Bank Account Reconciliation for Period 8/31/2024

Date	Description	Check No	Amount
8/15/2024	Acct: 99224279 eCheck		400.00
8/15/2024	Lockbox - Klik ACH		800.00
8/16/2024	Lockbox - Klik Check		1,600.00
8/19/2024	Lockbox - Klik Check		810.00
8/20/2024	Acct: 99224429 eCheck		400.00
8/23/2024	Lockbox - Klik Check		85.00
8/24/2024	Acct: 99254858 ACH Plan	ACH	950.00
8/26/2024	Lockbox - Klik ACH		400.00
8/26/2024	Lockbox - Klik Check		150.00
8/27/2024	Acct: 99224506 eCheck		1,200.00
8/27/2024	Lockbox - Klik ACH		400.00
8/27/2024	Misc Deposit		250.00
8/28/2024	Lockbox - Klik ACH		400.00
8/28/2024	Lockbox - Klik Check		400.00
8/29/2024	Lockbox - Klik ACH		400.00
8/29/2024	Lockbox - Klik Check		1,200.00
8/30/2024	Lockbox - Klik ACH		800.00
8/30/2024	Lockbox - Klik Check		800.00
7/22/2024	Tri-County Lighting Services, Corp.	2627	-996.88
7/26/2024	Tri-County Lighting Services, Corp.	2628	-897.88
7/26/2024	Relentless Land Care	2629	-18.00
7/26/2024	Relentless Land Care	2629	-5,700.00
7/26/2024	Relentless Land Care	2629	-204.00
7/26/2024	LaBarre and Oksnee Insurance Agency, Inc	2630	-3,984.75
8/1/2024	Optimum Professional Property Management (OPPM)	ACH	-3,275.00
8/2/2024	Relentless Land Care	2631	-54.00
8/2/2024	Tustin Lock and Safe	2632	-150.00
8/2/2024	Relentless Land Care	2631	-98.00
8/2/2024	Bear Signs	2633	-225.00
8/2/2024	Optimum Professional Property Management (OPPM)	ACH	-2,160.56
8/2/2024	Relentless Land Care	2631	-2,155.00
8/2/2024	Patrol Masters Security Group	2634	-1,122.57
8/2/2024	Relentless Land Care	2631	-230.00
8/2/2024	Relentless Land Care	2631	-15,752.58
8/2/2024	Orange County Pump Co., Inc.	2635	-1,263.99
8/2/2024	Relentless Land Care	2631	-2,220.00
8/2/2024	Relentless Land Care	2631	-1,318.75
8/2/2024	Relentless Land Care	2631	-2,276.00
8/2/2024	Relentless Land Care	2631	-12.00
8/2/2024	Newport Exterminating, Inc	2636	-281.00
8/2/2024	Relentless Land Care	2631	-198.00
8/2/2024	Cal-Sparkle	2637	-710.00

South Coast Shores Homeowners Association

Bank Account Reconciliation for Period 8/31/2024

Date	Description	Check No	Amount
8/2/2024	Relentless Land Care	2631	-145.00
8/2/2024	California Gate & Entry Systems	ACH	-343.97
8/5/2024	SoCal Gas		-440.14
8/7/2024	Acct: 99224434 ACH ...7377		-400.00
8/7/2024	Acct: 99224589 ACH ...6911		-400.00
8/9/2024	Transfer to Pacific Premier Bank MMA		-11,250.00
8/9/2024		2638	-183.88
8/9/2024	Relentless Land Care	2639	-433.00
8/9/2024	Relentless Land Care	2639	-162.00
8/9/2024	Relentless Land Care	2639	-108.00
8/9/2024	Relentless Land Care	2639	-650.00
8/9/2024	Relentless Land Care	2639	-438.00
8/9/2024	SCE		-5,744.54
8/9/2024	Integrated Vegetation Management, Inc	2640	-2,100.00
8/9/2024	Optimum Janitorial Services	ACH	-1,287.00
8/12/2024	Acct: 99224434 ACH Plan...7377		-400.00
8/12/2024	Acct: 99224589 ACH Plan...6911		-400.00
8/13/2024	Doorking Inc. - Doorking Autopay		-177.80
8/16/2024	Orange County Pump Co., Inc.	2642	-750.00
8/16/2024	Relentless Land Care	2643	-36.00
8/16/2024	Relentless Land Care	2643	-59.00
8/16/2024	Relentless Land Care	2643	-195.00
8/16/2024	Republic Services	2644	-7,731.17
8/16/2024	Optimum Professional Property Management (OPPM)	ACH	-797.50
8/16/2024	Relentless Land Care	2643	-199.00
8/23/2024		2645	-400.00
8/23/2024	Community Legal Advisors, Inc	2647	-0.89
8/23/2024	California Gate & Entry Systems	ACH	-321.00
8/27/2024	Franchise Tax Board		-830.00
Total Pacific Premier Bank Op			-5,118.89

Alliance Association Bank

8/1/2024	August Interest		429.82
Total Alliance Association Bank			429.82

Comerica Bank

8/1/2024	August Interest		3,026.81
8/2/2024	CD Redemption		120,000.00
8/23/2024	Comerica Bank - CD Purchase		-74,006.00
8/23/2024	Comerica Bank - Transfer to FF check		-45,300.00

South Coast Shores Homeowners Association

Bank Account Reconciliation for Period 8/31/2024

Date	Description	Check No	Amount
Total Comerica Bank			3,720.81
FCB MMA			
8/1/2024	August Interest		15.37
Total FCB MMA			15.37
First Foundation Bank			
8/1/2024	August Interest		483.71
8/1/2024	August Interest		395.91
Total First Foundation Bank			879.62
First Foundation MMA			
8/1/2024	August Interest		10.57
Total First Foundation MMA			10.57
Pacific Premier Bank MMA			
8/9/2024	Transfer from Pacific Premier Bank Op		11,250.00
8/30/2024	August Interest		28.78
Total Pacific Premier Bank MMA			11,278.78



SOUTH COAST SHORES HOMEOWNERS
ASSOCIATION
OPTIMUM PROFESSIONAL PROPERTY
MANAGEMENT INC.
230 COMMERCE STE 250
IRVINE CA 92602-1338

Page 1 of 1
Branch 010
Account Number: 3122001195
Date 08/30/2024
EM

HOA MONEY MARKET

Acct 3122001195

Summary of Activity Since Your Last Statement

Beginning Balance	8/01/24	92,107.48
Deposits / Misc Credits	2	11,278.78
Withdrawals / Misc Debits	0	.00
** Ending Balance	8/31/24	103,386.26 **
Service Charge		.00
Interest Paid Thru 8/31/24		28.78
Interest Paid Year To Date		120.27
Average Rate / Cycle Days		.33709 / 31

Deposits and Credits

Date	Deposits	Withdrawals	Activity Description
8/09	11,250.00		DataVault Transfer from #0834
8/30	28.78		INTEREST EARNED

Daily Balance Summary

Date	Balance	Date	Balance
8/09	103,357.48	8/30	103,386.26



SOUTH COAST SHORES HOMEOWNERS
ASSOCIATION
OPTIMUM PROFESSIONAL PROPERTY
MANAGEMENT INC.
230 COMMERCE STE 250
IRVINE CA 92602-1338

Page 1 of 13
Branch 010
Account Number: 3121000834
Date 08/30/2024
EM

HOA NON INT CKG

Acct 3121000834

Summary of Activity Since Your Last Statement

Beginning Balance	8/01/24	223,483.46	
Deposits / Misc Credits	138	76,567.96	
Withdrawals / Misc Debits	34	81,686.85	
** Ending Balance	8/31/24	218,364.57	**
Service Charge		.00	
Enclosures		19	

Deposits and Credits

Date	Deposits	Withdrawals	Activity Description
8/01	400.00		PayLease.com/Settlement
			000021523072934 Optimum Property Manag
8/01	800.00		Optimum Property/Catch CR
			513626 513626 eKlik
8/01	400.00		HOA LOCKBOX DEPOSIT
8/02	1,600.00		PayLease.com/Settlement
			000021542435866 Optimum Property Manag
8/02	2,800.00		Optimum Property/Catch CR
			513626 513626 eKlik
8/05	800.00		PayLease.com/Settlement
			000021562037314 Optimum Property Manag
8/05	2,400.00		Optimum Property/Catch CR
			513626 513626 eKlik
8/05	400.00		HOA LOCKBOX DEPOSIT
8/06	400.00		South Coast Shor/OwnerDraft
			099224563 South Coast Shores Hom
8/06	400.00		South Coast Shor/OwnerDraft
			099224644 South Coast Shores Hom
8/06	400.00		South Coast Shor/OwnerDraft
			099224491 South Coast Shores Hom
8/06	400.00		South Coast Shor/OwnerDraft
			099224569 South Coast Shores Hom
8/06	400.00		South Coast Shor/OwnerDraft
			099224372 South Coast Shores Hom
8/06	400.00		South Coast Shor/OwnerDraft
			099224584 South Coast Shores Hom



SOUTH COAST SHORES HOMEOWNERS
ASSOCIATION
OPTIMUM PROFESSIONAL PROPERTY
MANAGEMENT INC.
230 COMMERCE STE 250
IRVINE CA 92602-1338

Page 2 of 13
Branch 010
Account Number: 3121000834
Date 08/30/2024
EM

Deposits and Credits

Date	Deposits	Withdrawals	Activity Description
8/06	400.00		South Coast Shor/OwnerDraft 099224428 South Coast Shores Hom
8/06	400.00		South Coast Shor/OwnerDraft 099246194 South Coast Shores Hom
8/06	400.00		South Coast Shor/OwnerDraft 099224448 South Coast Shores Hom
8/06	400.00		South Coast Shor/OwnerDraft 099239397 South Coast Shores Hom
8/06	400.00		South Coast Shor/OwnerDraft 099224453 South Coast Shores Hom
8/06	400.00		South Coast Shor/OwnerDraft 099224662 South Coast Shores Hom
8/06	400.00		South Coast Shor/OwnerDraft 099224595 South Coast Shores Hom
8/06	400.00		South Coast Shor/OwnerDraft 099224629 South Coast Shores Hom
8/06	400.00		South Coast Shor/OwnerDraft 099224492 South Coast Shores Hom
8/06	400.00		South Coast Shor/OwnerDraft 099224284 South Coast Shores Hom
8/06	400.00		South Coast Shor/OwnerDraft 099224390 South Coast Shores Hom
8/06	400.00		South Coast Shor/OwnerDraft 099224296 South Coast Shores Hom
8/06	400.00		South Coast Shor/OwnerDraft 099224362 South Coast Shores Hom
8/06	400.00		South Coast Shor/OwnerDraft 099224497 South Coast Shores Hom
8/06	400.00		South Coast Shor/OwnerDraft 099224468 South Coast Shores Hom
8/06	400.00		South Coast Shor/OwnerDraft 099224414 South Coast Shores Hom
8/06	400.00		South Coast Shor/OwnerDraft 099224574 South Coast Shores Hom
8/06	400.00		South Coast Shor/OwnerDraft 099224520 South Coast Shores Hom
8/06	400.00		South Coast Shor/OwnerDraft 099224440 South Coast Shores Hom
8/06	400.00		South Coast Shor/OwnerDraft



SOUTH COAST SHORES HOMEOWNERS
ASSOCIATION
OPTIMUM PROFESSIONAL PROPERTY
MANAGEMENT INC.
230 COMMERCE STE 250
IRVINE CA 92602-1338

Page 3 of 13
Branch 010
Account Number: 3121000834
Date 08/30/2024

EM

Deposits and Credits

Date	Deposits	Withdrawals	Activity Description
8/06	400.00		099241017 South Coast Shores Hom South Coast Shor/OwnerDraft
8/06	400.00		099224434 South Coast Shores Hom South Coast Shor/OwnerDraft
8/06	400.00		099232666 South Coast Shores Hom South Coast Shor/OwnerDraft
8/06	400.00		099230534 South Coast Shores Hom South Coast Shor/OwnerDraft
8/06	400.00		099224549 South Coast Shores Hom South Coast Shor/OwnerDraft
8/06	400.00		099224399 South Coast Shores Hom South Coast Shor/OwnerDraft
8/06	400.00		099225990 South Coast Shores Hom South Coast Shor/OwnerDraft
8/06	400.00		099224358 South Coast Shores Hom South Coast Shor/OwnerDraft
8/06	400.00		099224612 South Coast Shores Hom South Coast Shor/OwnerDraft
8/06	400.00		099233746 South Coast Shores Hom South Coast Shor/OwnerDraft
8/06	400.00		099224330 South Coast Shores Hom South Coast Shor/OwnerDraft
8/06	400.00		099224409 South Coast Shores Hom South Coast Shor/OwnerDraft
8/06	400.00		099224323 South Coast Shores Hom South Coast Shor/OwnerDraft
8/06	400.00		099224599 South Coast Shores Hom South Coast Shor/OwnerDraft
8/06	400.00		099224325 South Coast Shores Hom South Coast Shor/OwnerDraft
8/06	400.00		099224666 South Coast Shores Hom South Coast Shor/OwnerDraft
8/06	400.00		099224319 South Coast Shores Hom South Coast Shor/OwnerDraft
8/06	400.00		099236494 South Coast Shores Hom South Coast Shor/OwnerDraft
8/06	400.00		099242586 South Coast Shores Hom South Coast Shor/OwnerDraft
8/06	400.00		099224443 South Coast Shores Hom



SOUTH COAST SHORES HOMEOWNERS
ASSOCIATION
OPTIMUM PROFESSIONAL PROPERTY
MANAGEMENT INC.
230 COMMERCE STE 250
IRVINE CA 92602-1338

Page 4 of 13
Branch 010
Account Number: 3121000834
Date 08/30/2024
EM

Deposits and Credits

Date	Deposits	Withdrawals	Activity Description
8/06	400.00		South Coast Shor/OwnerDraft 099224423 South Coast Shores Hom
8/06	400.00		South Coast Shor/OwnerDraft 099224487 South Coast Shores Hom
8/06	400.00		South Coast Shor/OwnerDraft 099224473 South Coast Shores Hom
8/06	400.00		South Coast Shor/OwnerDraft 099224589 South Coast Shores Hom
8/06	400.00		South Coast Shor/OwnerDraft 099224308 South Coast Shores Hom
8/06	400.00		South Coast Shor/OwnerDraft 099224404 South Coast Shores Hom
8/06	400.00		South Coast Shor/OwnerDraft 099225863 South Coast Shores Hom
8/06	400.00		South Coast Shor/OwnerDraft 099224512 South Coast Shores Hom
8/06	400.00		South Coast Shor/OwnerDraft 099250419 South Coast Shores Hom
8/06	400.00		South Coast Shor/OwnerDraft 099224524 South Coast Shores Hom
8/06	400.00		South Coast Shor/OwnerDraft 099224533 South Coast Shores Hom
8/06	400.00		South Coast Shor/OwnerDraft 099224335 South Coast Shores Hom
8/06	400.00		South Coast Shor/OwnerDraft 099224579 South Coast Shores Hom
8/06	400.00		South Coast Shor/OwnerDraft 099224290 South Coast Shores Hom
8/06	400.00		South Coast Shor/OwnerDraft 099224408 South Coast Shores Hom
8/06	400.00		South Coast Shor/OwnerDraft 099224517 South Coast Shores Hom
8/06	400.00		South Coast Shor/OwnerDraft 099252481 South Coast Shores Hom
8/06	400.00		South Coast Shor/OwnerDraft 099224421 South Coast Shores Hom
8/06	400.00		South Coast Shor/OwnerDraft 099224463 South Coast Shores Hom
8/06	400.00		South Coast Shor/OwnerDraft



SOUTH COAST SHORES HOMEOWNERS
ASSOCIATION
OPTIMUM PROFESSIONAL PROPERTY
MANAGEMENT INC.
230 COMMERCE STE 250
IRVINE CA 92602-1338

Page 5 of 13
Branch 010
Account Number: 3121000834
Date 08/30/2024

EM

Deposits and Credits

Date	Deposits	Withdrawals	Activity Description
8/06	400.00		099224449 South Coast Shores Hom South Coast Shor/OwnerDraft
8/06	400.00		099224300 South Coast Shores Hom South Coast Shor/OwnerDraft
8/06	400.00		099224386 South Coast Shores Hom South Coast Shor/OwnerDraft
8/06	400.00		099224592 South Coast Shores Hom South Coast Shor/OwnerDraft
8/06	400.00		099224378 South Coast Shores Hom South Coast Shor/OwnerDraft
8/06	400.00		099227353 South Coast Shores Hom South Coast Shor/OwnerDraft
8/06	400.00		099254489 South Coast Shores Hom South Coast Shor/OwnerDraft
8/06	400.00		099224543 South Coast Shores Hom South Coast Shor/OwnerDraft
8/06	400.00		099224402 South Coast Shores Hom South Coast Shor/OwnerDraft
8/06	400.00		099224548 South Coast Shores Hom South Coast Shor/OwnerDraft
8/06	400.00		099224417 South Coast Shores Hom South Coast Shor/OwnerDraft
8/06	400.00		099224363 South Coast Shores Hom South Coast Shor/OwnerDraft
8/06	400.00		099224575 South Coast Shores Hom South Coast Shor/OwnerDraft
8/06	400.00		099224398 South Coast Shores Hom South Coast Shor/OwnerDraft
8/06	400.00		099224349 South Coast Shores Hom South Coast Shor/OwnerDraft
8/06	400.00		099252880 South Coast Shores Hom South Coast Shor/OwnerDraft
8/06	400.00		099224416 South Coast Shores Hom South Coast Shor/OwnerDraft
8/06	400.00		099224445 South Coast Shores Hom South Coast Shor/OwnerDraft
8/06	400.00		099224435 South Coast Shores Hom South Coast Shor/OwnerDraft
8/06	400.00		099225775 South Coast Shores Hom



SOUTH COAST SHORES HOMEOWNERS
ASSOCIATION
OPTIMUM PROFESSIONAL PROPERTY
MANAGEMENT INC.
230 COMMERCE STE 250
IRVINE CA 92602-1338

Page 6 of 13
Branch 010
Account Number: 3121000834
Date 08/30/2024

EM

Deposits and Credits

Date	Deposits	Withdrawals	Activity Description
8/06	400.00		South Coast Shor/OwnerDraft 099224380 South Coast Shores Hom
8/06	400.00		South Coast Shor/OwnerDraft 099224478 South Coast Shores Hom
8/06	400.00		South Coast Shor/OwnerDraft 099224500 South Coast Shores Hom
8/06	400.00		South Coast Shor/OwnerDraft 099224336 South Coast Shores Hom
8/06	400.00		South Coast Shor/OwnerDraft 099224531 South Coast Shores Hom
8/06	400.00		South Coast Shor/OwnerDraft 099229854 South Coast Shores Hom
8/06	400.00		South Coast Shor/OwnerDraft 099224384 South Coast Shores Hom
8/06	400.00		South Coast Shor/OwnerDraft 099227181 South Coast Shores Hom
8/06	1,200.00		Optimum Property/Catch CR 513626 513626 eKlik
8/06	2,000.00		PayLease.com/Settlement 000021586551038 Optimum Property Manag
8/06	1,200.00		HOA LOCKBOX DEPOSIT
8/07	400.00		PayLease.com/Settlement 000021608498038 Optimum Property Manag
8/07	2,000.00		Optimum Property/Catch CR 513626 513626 eKlik
8/07	2,400.00		HOA LOCKBOX DEPOSIT
8/08	400.00		PayLease.com/Settlement 000021617906542 Optimum Property Manag
8/08	612.96		PAYLEASE.COM/CREDIT 384086290 Optimum Property Manag
8/08	800.00		Optimum Property/Catch CR 513626 513626 eKlik
8/08	410.00		HOA LOCKBOX DEPOSIT
8/09	400.00		Optimum Property/Catch CR 513626 513626 eKlik
8/09	400.00		South Coast Shor/OwnerDraft 099224589 South Coast Shores Hom
8/09	400.00		South Coast Shor/OwnerDraft 099224434 South Coast Shores Hom



SOUTH COAST SHORES HOMEOWNERS
ASSOCIATION
OPTIMUM PROFESSIONAL PROPERTY
MANAGEMENT INC.
230 COMMERCE STE 250
IRVINE CA 92602-1338

Page 7 of 13
Branch 010
Account Number: 3121000834
Date 08/30/2024
EM

Deposits and Credits

Date	Deposits	Withdrawals	Activity Description
8/09	800.00		South Coast Shor/OwnerDraft 099224370 South Coast Shores Hom
8/09	2,100.00		HOA LOCKBOX DEPOSIT
8/12	400.00		Optimum Property/Catch CR 513626 513626 eKlik
8/13	400.00		PayLease.com/Settlement 000021643935290 Optimum Property Manag
8/13	1,600.00		Optimum Property/Catch CR 513626 513626 eKlik
8/13	400.00		HOA LOCKBOX DEPOSIT
8/15	400.00		PayLease.com/Settlement 000021667241934 Optimum Property Manag
8/15	800.00		Optimum Property/Catch CR 513626 513626 eKlik
8/16	400.00		PayLease.com/Settlement 000021671028502 Optimum Property Manag
8/16	1,600.00		HOA LOCKBOX DEPOSIT
8/19	810.00		HOA LOCKBOX DEPOSIT
8/21	400.00		PayLease.com/Settlement 000021702112570 Optimum Property Manag
8/23	85.00		HOA LOCKBOX DEPOSIT
8/26	400.00		Optimum Property/Catch CR 513626 513626 eKlik
8/26	150.00		HOA LOCKBOX DEPOSIT
8/27	400.00		Optimum Property/Catch CR 513626 513626 eKlik
8/27	950.00		South Coast Shor/OwnerDraft 099254858 South Coast Shores Hom
8/27	250.00		HOA LOCKBOX DEPOSIT
8/28	400.00		Optimum Property/Catch CR 513626 eKlik
8/28	1,200.00		PayLease.com/Settlement 000021750415326 Optimum Property Manag
8/28	400.00		HOA LOCKBOX DEPOSIT
8/29	400.00		Optimum Property/Catch CR 513626 eKlik
8/29	1,200.00		HOA LOCKBOX DEPOSIT
8/30	800.00		Optimum Property/Catch CR 513626 eKlik



SOUTH COAST SHORES HOMEOWNERS
ASSOCIATION
OPTIMUM PROFESSIONAL PROPERTY
MANAGEMENT INC.
230 COMMERCE STE 250
IRVINE CA 92602-1338

Page 8 of 13
Branch 010
Account Number: 3121000834
Date 08/30/2024
EM

Deposits and Credits

Date	Deposits	Withdrawals	Activity Description
8/30	800.00		HOA LOCKBOX DEPOSIT

Withdrawals and Debits

Date	Deposits	Withdrawals	Activity Description
8/02		3,275.00	South Coast Shor/Invoice X4038108 South Coast Shores Hom
8/06		343.97	South Coast Shor/Invoice X4031535 South Coast Shores Hom
8/06		2,160.56	South Coast Shor/Invoice X3993502 South Coast Shores Hom
8/06		400.00	ACH Return Debit Lydia Savala 099224434 No Account/Unable to Locate Accoun
8/06		400.00	ACH Return Debit Judith Ann Miller 099224589 No Account/Unable to Locate Accoun
8/07		440.14	SO CAL GAS/SIMPLEPAY 109508170079064 SOUTH COAST SHORES
8/09		11,250.00	DataVault Transfer to #1195
8/09		400.00	ACH Return Debit Lydia Savala 099224434 No Account/Unable to Locate Accoun
8/09		400.00	ACH Return Debit Judith Ann Miller 099224589 No Account/Unable to Locate Accoun
8/12		5,744.54	SO CAL EDISON CO/DIRECTPAY 700132505579 SOUTH COAST SHORES HOA
8/13		177.80	DOORKING, INC/DOORKING M120587425417 SOUTH COAST SHORES
8/13		1,287.00	South Coast Shor/Invoice X4069193 South Coast Shores Hom
8/20		797.50	South Coast Shor/Invoice X4111443 South Coast Shores Hom
8/27		321.00	South Coast Shor/Invoice X4132727 South Coast Shores Hom
8/27		830.00	FRANCHISE TAX BO/PAYMENTS *****7980 PM SOUTH CO



SOUTH COAST SHORES HOMEOWNERS
ASSOCIATION
OPTIMUM PROFESSIONAL PROPERTY
MANAGEMENT INC.
230 COMMERCE STE 250
IRVINE CA 92602-1338

Page 9 of 13
Branch 010
Account Number: 3121000834
Date 08/30/2024

EM

Checks in Check Number Order

Date	Check No	Amount	Date	Check No	Amount	Date	Check No	Amount
8/02	2627	996.88	8/08	2634	1,122.57	8/22	2642*	750.00
8/07	2628	897.88	8/08	2635	1,263.99	8/27	2643	489.00
8/02	2629	5,922.00	8/09	2636	281.00	8/26	2644	7,731.17
8/05	2630	3,984.75	8/15	2637	710.00	8/30	2645	400.00
8/13	2631	24,459.33	8/21	2638	183.88	8/30	2647*	.89
8/13	2632	150.00	8/16	2639	1,791.00			
8/09	2633	225.00	8/30	2640	2,100.00			

* indicates a break in check number sequence

Daily Balance Summary

Date	Balance	Date	Balance	Date	Balance
8/01	225,083.46	8/12	246,298.14	8/22	222,801.63
8/02	219,289.58	8/13	222,624.01	8/23	222,886.63
8/05	218,904.83	8/15	223,114.01	8/26	215,705.46
8/06	256,800.30	8/16	223,323.01	8/27	215,665.46
8/07	260,262.28	8/19	224,133.01	8/28	217,665.46
8/08	260,098.68	8/20	223,335.51	8/29	219,265.46
8/09	251,642.68	8/21	223,551.63	8/30	218,364.57



Alliance Association Bank, a division of Western Alliance Bank.
Member FDIC.
PO Box 26237 • Las Vegas, NV 89126-0237
Return Service Requested

Last statement: July 31, 2024
This statement: August 31, 2024
Total days in statement period: 31

SOUTH COAST SHORES HOMEOWNERS ASSOC
C/O OPTIMUM PROFESSIONAL PROPERTY
COD
230 COMMERCE SUITE 250
IRVINE CA 92602-1338

Page 1
XXXXXX2689
(0)

Direct inquiries to:
888-734-4567

Alliance Association Bank
3033 W Ray Road, Ste 200
Chandler AZ 85226

THANK YOU FOR BANKING WITH US!

AAB CD

Account number	XXXXXX2689
Total principal	\$97,164.39
Total current balance	\$101,317.77
Total interest year to date	\$3,334.87

DAILY ACTIVITY

Date	Description	Additions	Subtractions	Balance
07-31	Beginning balance			\$100,887.95
08-16	Interest Credit	429.82		101,317.77
08-31	Ending totals	429.82	.00	\$101,317.77

Thank you for banking with Alliance Association Bank



18101 Von Karman Avenue
Suite 750
Irvine, CA 92612

ADDRESS SERVICE REQUESTED

SOUTH COAST SHORES HOMEOWNERS
ASSOCIATION
C/O OPTIMUM PROPERTY MGMT INC
230 COMMERCE STE 250
IRVINE CA 92602-1338

Statement Ending 08/31/2024

Page 1 of 2

Managing Your Accounts

	Toll-Free:	(888) 405-4332
	Online:	www.firstfoundationinc.com
	Mailing:	24181 Ronda Del Rossmoor Laguna Hills, CA 92653

Summary of Accounts

Account Type	Account Number	Ending Balance
Business Money Market Promo	XXXXXXXXX1197	\$10,027.85

Business Money Market Promo - XXXXXXXXX1197

Account Summary

Date	Description	Amount
08/01/2024	Beginning Balance	\$10,017.28
	1 Credit(s) This Period	\$10.57
	0 Debit(s) This Period	\$0.00
08/31/2024	Ending Balance	\$10,027.85

Interest Summary

Description	Amount
Annual Percentage Yield Earned	1.25%
Interest Days	31
Interest Earned	\$0.00
Interest Paid This Period	\$10.57
Interest Paid Year-to-Date	\$83.72
Earnings Balance	\$10,017.28

Deposits

Date	Description	Amount
08/31/2024	Accr Earning Pymt Added to Account	\$10.57

Daily Balances

Date	Amount	Date	Amount
08/01/2024	\$10,017.28	08/31/2024	\$10,027.85

Overdraft and Returned Item Fees

	Total for this period	Total year-to-date
Total Overdraft Fees	\$0.00	\$0.00
Total Returned Item Fees	\$0.00	\$0.00

Account	6012017797	SOUTH COAST SHO	Branch	12
			Accr Thru	09/02/2024
			Balance	100,645.75
			Status	Active

Main

SOUTH COAST SHORES HOMEOWNERS ASSOCIATION C/O OPTIMUM PROPERTY MGMT INC 230 COMMERCE, STE 250 IRVINE CA 92602	TIN 95 2930418 Date of Birth Email kvos@optimumpm.com Work Phone (714)508-9070 Additional	Interest Earn YTD 3,074.38 Interest Earn LYR 1,537.68 Earnings Term 1 Months Next Earnings Date 09/14/2024 Maturity Term 13 Months Next Maturity Date 11/14/2024 Interest Rate 4.6410 Earnings Compound Anticipated Earnings 397.47 Current Balance 100,645.75 Accrued Earnings 256.25 Penalty 2,303.49 Proof/Memo 0.00 Redemption Amt 98,598.51
CIF Comments		
Location Not Applicable	Owner Corporation	
Type 12-17 Month CD	Account Type C Corporation	
Officer E Sicat Soufi		

History View History

Date	Maint Date	Description	Amount	Balance	Reference	Reference Account	DC	TC	User	Presented	RBS	Basis	Earnings Distr
10/14/2020		Opening Deposit	95,157.00	95,157.00				100		10/14/2020	12539169	0.00	0.00
11/14/2020		Accr Earning Payment	44.46	95,201.46	Added to Acct			111				0.00	0.00
12/14/2020		Accr Earning Payment	43.05	95,244.51	Added to Acct			111				0.00	0.00
01/14/2021		Accr Earning Payment	44.50	95,289.01	Added to Acct			111				0.00	0.00
02/14/2021		Accr Earning Payment	44.52	95,333.53	Added to Acct			111				0.00	0.00
03/14/2021		Accr Earning Payment	40.23	95,373.76	Added to Acct			111				0.00	0.00
04/14/2021		Accr Earning Payment	44.56	95,418.32	Added to Acct			111				0.00	0.00
05/14/2021		Accr Earning Payment	43.14	95,461.46	Added to Acct			111				0.00	0.00
06/14/2021		Accr Earning Payment	44.60	95,506.06	Added to Acct			111				0.00	0.00
07/14/2021		Accr Earning Payment	43.18	95,549.24	Added to Acct			111				0.00	0.00
08/14/2021		Accr Earning Payment	44.64	95,593.88	Added to Acct			111				0.00	0.00
09/14/2021		Accr Earning Payment	44.66	95,638.54	Added to Acct			111				0.00	0.00
10/14/2021		Accr Earning Payment	43.24	95,681.78	Added to Acct			111				0.00	0.00
10/14/2021		Rate Change	0.00	95,681.78	0.5500- 0.2000			60				0.00	0.00
11/14/2021		Accr Earning Payment	16.25	95,698.03	Added to Acct			111				0.00	0.00
12/14/2021		Accr Earning Payment	15.73	95,713.76	Added to Acct			111				0.00	0.00
01/14/2022		Accr Earning Payment	16.26	95,730.02	Added to Acct			111				0.00	0.00
02/14/2022		Accr Earning Payment	16.26	95,746.28	Added to Acct			111				0.00	0.00
03/14/2022		Accr Earning Payment	14.69	95,760.97	Added to Acct			111				0.00	0.00
04/14/2022		Accr Earning Payment	16.27	95,777.24	Added to Acct			111				0.00	0.00
05/14/2022		Accr Earning Payment	15.75	95,792.99	Added to Acct			111				0.00	0.00
06/14/2022		Accr Earning Payment	16.27	95,809.26	Added to Acct			111				0.00	0.00
07/14/2022		Accr Earning Payment	15.75	95,825.01	Added to Acct			111				0.00	0.00
08/14/2022		Accr Earning Payment	16.28	95,841.29	Added to Acct			111				0.00	0.00
09/14/2022		Accr Earning Payment	16.28	95,857.57	Added to Acct			111				0.00	0.00
10/14/2022		Accr Earning Payment	15.76	95,873.33	Added to Acct			111				0.00	0.00
10/14/2022		Rate Change	0.00	95,873.33	0.2000- 1.0000			60				0.00	0.00
11/14/2022		Accr Earning Payment	81.46	95,954.79	Added to Acct			111				0.00	0.00
12/14/2022		Accr Earning Payment	78.90	96,033.69	Added to Acct			111				0.00	0.00
01/14/2023		Accr Earning Payment	81.60	96,115.29	Added to Acct			111				0.00	0.00
02/14/2023		Accr Earning Payment	81.67	96,196.96	Added to Acct			111				0.00	0.00
03/14/2023		Accr Earning Payment	73.82	96,270.78	Added to Acct			111				0.00	0.00
04/14/2023		Accr Earning Payment	81.80	96,352.58	Added to Acct			111				0.00	0.00
05/14/2023		Accr Earning Payment	79.23	96,431.81	Added to Acct			111				0.00	0.00
06/14/2023		Accr Earning Payment	81.93	96,513.74	Added to Acct			111				0.00	0.00
07/14/2023		Accr Earning Payment	79.36	96,593.10	Added to Acct			111				0.00	0.00
08/14/2023		Accr Earning Payment	82.07	96,675.17	Added to Acct			111				0.00	0.00
09/14/2023		Accr Earning Payment	82.14	96,757.31	Added to Acct			111				0.00	0.00

10/14/2023	Accr Earning Payment	79.56	96,836.87	Added to Acct	111	0.00	0.00
10/16/2023	Rate Change	0.00	96,836.87	1.0000— 4.6410	60	0.00	0.00
11/14/2023	Accr Earning Payment	363.04	97,199.91	Added to Acct	111	0.00	0.00
12/14/2023	Accr Earning Payment	371.46	97,571.37	Added to Acct	111	0.00	0.00
01/14/2024	Accr Earning Payment	385.33	97,956.70	Added to Acct	111	0.00	0.00
02/14/2024	Accr Earning Payment	386.85	98,343.55	Added to Acct	111	0.00	0.00
03/14/2024	Accr Earning Payment	363.28	98,706.83	Added to Acct	111	0.00	0.00
04/14/2024	Accr Earning Payment	389.81	99,096.64	Added to Acct	111	0.00	0.00
05/14/2024	Accr Earning Payment	378.70	99,475.34	Added to Acct	111	0.00	0.00
06/14/2024	Accr Earning Payment	392.85	99,868.19	Added to Acct	111	0.00	0.00
07/14/2024	Accr Earning Payment	381.65	100,249.84	Added to Acct	111	0.00	0.00
*08/14/2024	Accr Earning Payment	395.91	100,645.75	Added to Acct	111	0.00	0.00

Account	6012017973	SOUTH COAST SHO	Branch	12
			Accr Thru	09/02/2024
			Balance	166,296.16
			Status	Active


Main

SOUTH COAST SHORES HOMEOWNERS ASSOCIATION C/O OPTIMUM PROPERTY MGMT INC 230 COMMERCE, STE 250 IRVINE CA 92602		TIN 95 2930418 Date of Birth Email kvos@optimumpm.com Work Phone (714)508--9070 Additional	Interest Earn YTD 4,287.49 Interest Earn LYR 5,841.80 Earnings Term 1 Months Next Earnings Date 10/01/2024 Maturity Term 13 Months Next Maturity Date 02/01/2025 Interest Rate 3.4400 Earnings Compound Anticipated Earnings 470.83 Current Balance 166,296.16 Accrued Earnings 31.35 Penalty 2,821.11 Proof/Memo 0.00 Redemption Amt 163,506.40
CIF Comments			
Location	Not Applicable	Owner	Corporation
Type	13--25 Mo Promo	Account Type	C Corporation
Officer	E Sicat Soufi		

History View History

Date	Maint Date	Description	Amount	Balance	Reference	Reference Account	DC	TC User	Presented	RBS	Basis	Earnings Distr
12/01/2020		Opening Deposit	155,000.00	155,000.00				100	12/01/2020	12167737	0.00	0.00
01/01/2021		Accr Earning Payment	72.42	155,072.42	Added to Acct			111			0.00	0.00
02/01/2021		Accr Earning Payment	72.45	155,144.87	Added to Acct			111			0.00	0.00
03/01/2021		Accr Earning Payment	65.47	155,210.34	Added to Acct			111			0.00	0.00
04/01/2021		Accr Earning Payment	72.52	155,282.86	Added to Acct			111			0.00	0.00
05/01/2021		Accr Earning Payment	70.21	155,353.07	Added to Acct			111			0.00	0.00
06/01/2021		Accr Earning Payment	72.59	155,425.66	Added to Acct			111			0.00	0.00
07/01/2021		Accr Earning Payment	70.28	155,495.94	Added to Acct			111			0.00	0.00
08/01/2021		Accr Earning Payment	72.65	155,568.59	Added to Acct			111			0.00	0.00
09/01/2021		Accr Earning Payment	72.69	155,641.28	Added to Acct			111			0.00	0.00
10/01/2021		Accr Earning Payment	70.37	155,711.65	Added to Acct			111			0.00	0.00
11/01/2021		Accr Earning Payment	72.75	155,784.40	Added to Acct			111			0.00	0.00
12/01/2021		Accr Earning Payment	70.44	155,854.84	Added to Acct			111			0.00	0.00
12/01/2021		Rate Change	0.00	155,854.84	0.5500-- 0.2000			60			0.00	0.00
01/01/2022		Accr Earning Payment	26.48	155,881.32	Added to Acct			111			0.00	0.00
02/01/2022		Accr Earning Payment	26.48	155,907.80	Added to Acct			111			0.00	0.00
03/01/2022		Accr Earning Payment	23.92	155,931.72	Added to Acct			111			0.00	0.00
04/01/2022		Accr Earning Payment	26.49	155,958.21	Added to Acct			111			0.00	0.00
05/01/2022		Accr Earning Payment	25.64	155,983.85	Added to Acct			111			0.00	0.00
06/01/2022		Accr Earning Payment	26.50	156,010.35	Added to Acct			111			0.00	0.00
07/01/2022		Accr Earning Payment	25.65	156,036.00	Added to Acct			111			0.00	0.00
08/01/2022		Accr Earning Payment	26.51	156,062.51	Added to Acct			111			0.00	0.00
09/01/2022		Accr Earning Payment	26.51	156,089.02	Added to Acct			111			0.00	0.00
10/01/2022		Accr Earning Payment	25.66	156,114.68	Added to Acct			111			0.00	0.00
11/01/2022		Accr Earning Payment	26.52	156,141.20	Added to Acct			111			0.00	0.00
12/01/2022		Accr Earning Payment	25.67	156,166.87	Added to Acct			111			0.00	0.00
12/01/2022		Rate Change	0.00	156,166.87	0.2000-- 1.0000			60			0.00	0.00
12/02/2022		Rate Change	0.00	156,166.87	1.0000-- 3.6800			60			0.00	0.00
01/01/2023		Accr Earning Payment	477.33	156,644.20	Added to Acct			111			0.00	0.00
02/01/2023		Accr Earning Payment	490.33	157,134.53	Added to Acct			111			0.00	0.00
03/01/2023		Accr Earning Payment	444.20	157,578.73	Added to Acct			111			0.00	0.00
04/01/2023		Accr Earning Payment	493.25	158,071.98	Added to Acct			111			0.00	0.00
05/01/2023		Accr Earning Payment	478.81	158,550.79	Added to Acct			111			0.00	0.00
06/01/2023		Accr Earning Payment	496.30	159,047.09	Added to Acct			111			0.00	0.00
07/01/2023		Accr Earning Payment	481.77	159,528.86	Added to Acct			111			0.00	0.00
08/01/2023		Accr Earning Payment	499.36	160,028.22	Added to Acct			111			0.00	0.00
09/01/2023		Accr Earning Payment	500.92	160,529.14	Added to Acct			111			0.00	0.00
10/01/2023		Accr Earning Payment	486.26	161,015.40	Added to Acct			111			0.00	0.00

11/01/2023	Accr Earning Payment	504.01	161,519.41	Added to Acct	111	0.00	0.00
12/01/2023	Accr Earning Payment	489.26	162,008.67	Added to Acct	111	0.00	0.00
01/01/2024	Accr Earning Payment	507.12	162,515.79	Added to Acct	111	0.00	0.00
01/01/2024	Rate Change	0.00	162,515.79	3.6800– 1.0000	60	0.00	0.00
01/01/2024	Rate Change	0.00	162,515.79	1.0000– 3.4400	60	0.00	0.00
02/01/2024	Accr Earning Payment	475.49	162,991.28	Added to Acct	111	0.00	0.00
03/01/2024	Accr Earning Payment	446.07	163,437.35	Added to Acct	111	0.00	0.00
04/01/2024	Accr Earning Payment	478.18	163,915.53	Added to Acct	111	0.00	0.00
05/01/2024	Accr Earning Payment	464.09	164,379.62	Added to Acct	111	0.00	0.00
06/01/2024	Accr Earning Payment	480.94	164,860.56	Added to Acct	111	0.00	0.00
07/01/2024	Accr Earning Payment	466.76	165,327.32	Added to Acct	111	0.00	0.00
08/01/2024	Accr Earning Payment	483.71	165,811.03	Added to Acct	111	0.00	0.00
*09/01/2024	Accr Earning Payment	485.13	166,296.16	Added to Acct	111	0.00	0.00



Your Ameriprise statement

for August 1, 2024 to August 31, 2024

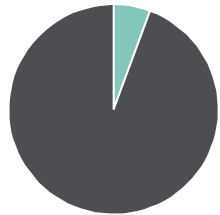
PREPARED FOR SOUTH COAST SHORES HOMEOWNERS ASSOCIATION

Value of your investment accounts

	This month	This year
Beginning value	\$120,726.95	\$0.00
Net deposits & withdrawals	-\$45,300.00	\$75,476.45
Dividends, interest & income	\$3,026.81	\$3,034.51
Change in value	-\$4.80	-\$62.00
Ending value	\$78,448.96	\$78,448.96

Your asset allocation

Asset class	Value on Aug 31, 2024	Percent of assets
● Cash & cash investments*	\$4,448.96	5.7%
● Other assets	\$74,000.00	94.3%
Total assets	\$78,448.96	100%



*Cash investments includes cash held inside pooled investments (e.g. mutual funds), as part of a manager's investment strategy, and is not directly accessible unless you sell some of that investment. For details visit ameriprise.com/allocation.

Your personal advising team

Capital Reserve Group

A financial advisory practice of Ameriprise Financial Services, LLC

Cory J Matsumoto

611 Anton Blvd Ste 200

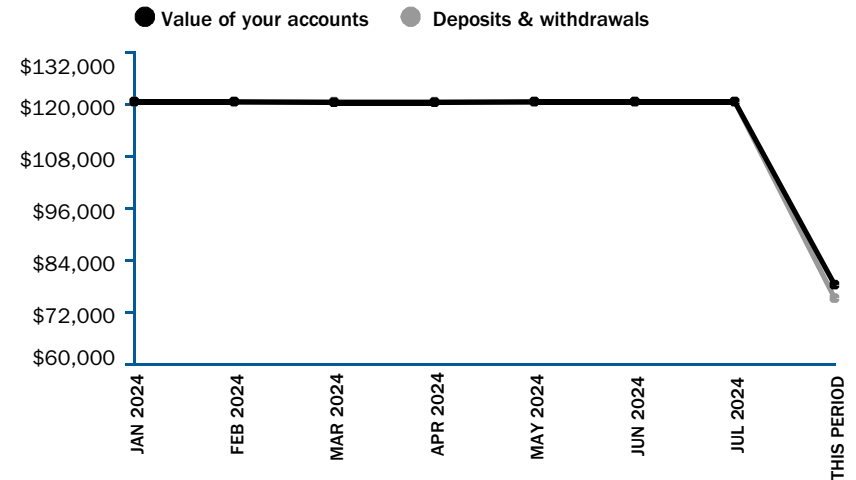
Costa Mesa, CA 92626-7002

714.435.3965

Cory.Matsumoto@comericafinancialadvisors.com

www.ameripriseadvisors.com/team/capital-reserve-group

Value of your investment accounts over time



This chart provides a five-year view of your account values. The black line shows the value of your accounts, while the gray line shows your net contributions (deposits less withdrawals).



Get all the details online at ameriprise.com. Click the Portfolio tab to find your latest account value, activity and asset allocation. Your Ameriprise financial advisor can help you understand how the stated account value shown here may differ from the amount you'd receive if you sold your assets (after any tax withholding, outstanding loans, pending transactions and potential fees).



Securities offered through Ameriprise Financial Services, LLC. Member FINRA/SIPC.

Ameriprise Brokerage Account

SOUTH COAST SHORES HOMEOWNERS | ASSOCIATION

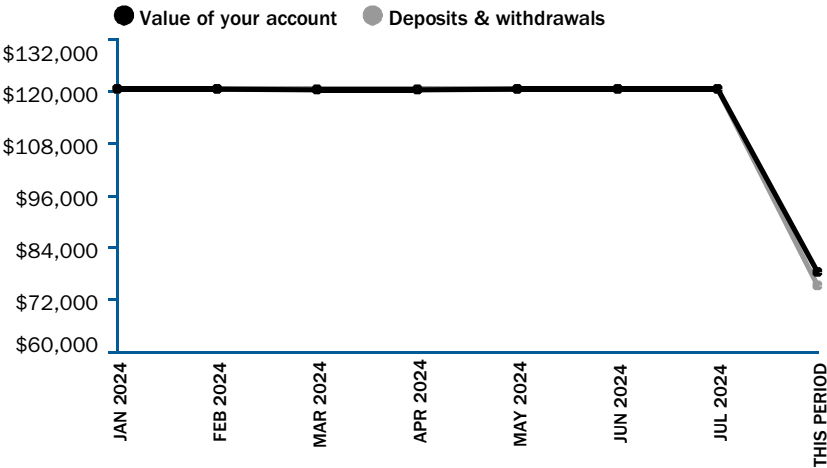
Account #: 0000 3164 0425 0 133

Investment time frame: 1-3 years; Risk tolerance: Conservative; Investment objective: Capital Preservation; Liquidity needs: 7+ Years
See the Disclosures at the end of your statement for definitions of these suitability terms.

Value of your account

	This period	This year
Beginning value	\$120,726.95	\$0.00
Deposits		
Cash deposits	\$0.00	\$120,776.45
Withdrawals		
Cash withdrawal	-\$45,300.00	-\$45,300.00
Income		
Interest	\$3,026.81	\$3,034.51
Change in value	-\$4.80	-\$62.00
Ending value	\$78,448.96	\$78,448.96
Accrued interest	\$18.86	

Value of your account over time



Summary of your holdings

Asset	Value of assets	Percent of account
Cash and equivalents	\$4,448.96	5.7%
Bonds, CDs and structured products	\$74,000.00	94.3%
Ending value	\$78,448.96	100.0%

Your holdings

Description	Ending value this period ⁷	Ending value last period	Net change this period	Estimated	
				Annual income	Yield
Cash and equivalents					
Ameriprise Insured Money Market (AIMMA) ²	\$4,448.96			\$20.42	0.46%
Ameriprise Bank FSB Minneapolis MN	\$4,448.96				
Total Cash and equivalents ⁵	\$4,448.96	\$728.15	\$3,720.81	\$20.42	

Ameriprise Brokerage Account (continued)

Account #: 0000 3164 0425 0 133

Your holdings - continued

Description	Symbol/ CUSIP	Quantity	X	Market price	Ending value = this period ⁷	Ending value last period	Net change this period	Estimated			Yield
								Total cost basis ¹	Unrealized gain/loss	Annual income	
Bonds, CDs and structured products											
LESS THAN 1 YEAR											
INDEPENDENT BANK MCKINNEY TX CD FDIC #03076 IAM CPN 4.650% DUE 02/28/25 DTD 08/30/24 FC 02/28/2502/28/2025	45385JCA4	74,000.000		\$100.0000	\$74,000.00/ \$18.86	\$0.00	\$74,000.00	\$74,005.97	-\$5.97	\$3,441.00	4.65%
Accrued interest: \$18.86											
Total account holdings					\$78,448.96	\$728.15	\$77,720.81	\$74,005.97	-\$5.97	\$3,461.42	

¹ Total cost basis reflects the amount you have invested "out-of-pocket" over time plus any automatically reinvested earnings. Each time a new purchase or a sale is made, your Total cost basis is adjusted accordingly. Total cost basis is not a measure of your initial investment amount, but rather an estimate of the unrealized gain or loss on the securities you have purchased. Total cost basis amounts on your statement are provided for informational purposes only and may be incomplete or unavailable for some of your holdings at this time. For investment performance information contact your financial advisor. For tax preparation, please refer to your year-end tax package and consult your tax advisor.

² Ameriprise Insured Money Market Account (AIMMA) deposits are FDIC-insured with applicable limits when placed with program Banks, represent direct obligations of the program Banks, and are not covered by SIPC. AIMMA deposits placed in the Dreyfus money market mutual fund, if applicable, are not FDIC-insured, but rather are securities covered by SIPC. You may opt out of depositing your funds at listed program Banks as outlined in your Other Important Brokerage Disclosures.

⁵ Any balances held in AIMMA, ABISA or a money market mutual fund serving as your sweep account can be liquidated at your request and the proceeds held as cash in the account or remitted to you per your instructions. Annual percentage yield earned (APYE) and interest paid during the statement period are shown in your account activity.

⁷ Ending value amounts for Your holdings represent information posted as of trade date and thus may include transactions that have not settled as of the date of this statement. Total Value is derived from both assets held by the firm in your account, as well as assets held away which is reported for convenience purposes.

The MSRB provides disclosure and offering documents from municipal securities issuers online at www.emma.msrb.org. You can also find: pricing for municipal trades, interest rates, auction results, daily market statistics and educational material about municipal securities.

** Any ratings for municipal bonds are supplied by Standard & Poor's, a division of the McGraw-Hill Companies, Inc, an investment rating provider. Other rating services may rate this security differently. Lack of a rating by Standard & Poor's does not imply the security is not rated as it may be rated by other rating services.

See the Disclosures section of this statement for more information.

Your account activity

Date	Transaction	Description	Symbol/ CUSIP	Quantity	Price	Amount
Withdrawals						
Cash withdrawals						
08/23/2024	CHECK ISSUED	CHECK ISSUED MAIL CHK ISS #CS09419757				-\$45,300.00

Ameriprise Brokerage Account (continued)

Account #: 0000 3164 0425 0 133

Your account activity - continued

Date	Transaction	Description	Symbol/ CUSIP	Quantity	Price	Amount
Trade activity						
Securities purchased						
08/23/2024	PURCHASE	INDEPENDENT BANK MCKINNEY TX CD FDIC #03076 IAM CPN 4.650% DUE 02/28/25 DTD 08/30/24 FC 02/28/25	45385JCA4	74,000.000	\$100.0000	-\$74,006.00
Securities sold						
08/02/2024	REDEMPTION	INDUSTRIAL&COML BK CHINA NEW YORK NY CD FDIC #24387 IAM CPN 5.000% DUE 08/02/24 DTD 02/02/24 FC 08/02/24	45581EGF2	-120,000.000		\$120,000.00
Total Trade activity						\$45,994.00
Income						
08/02/2024	INTEREST	INDUSTRIAL&COML BK CHINA NEW YORK NY CD FDIC #24387 IAM CPN 5.000% DUE 08/02/24 DTD 02/02/24 FC 08/02/24 080224 120,000	45581EGF2			\$2,991.78
08/30/2024	INTEREST	AMERIPRISE INSURED MONEY MARKET ACCOUNT 083024 4,448 APYE .46%				\$35.03
Total Income						\$3,026.81
Other activity						
08/30/2024	INTEREST REINVEST	AMERIPRISE INSURED MONEY MARKET ACCOUNT				-\$35.03

An investment in money market funds is not insured or guaranteed by the Federal Deposit Insurance Corporation or any other government agency. Although the Fund seeks to maintain the value of your investment at \$1.00 per share, it is possible to lose money by investing in the Fund.

Your cash sweep activity

Date	Transaction	Description	Amount
08/05/2024	PURCHASE	AMERIPRISE INSURED MONEY MARKET ACCOUNT	-\$122,991.78
08/23/2024	SALE	AMERIPRISE INSURED MONEY MARKET ACCOUNT	\$45,300.00
08/30/2024	SALE	AMERIPRISE INSURED MONEY MARKET ACCOUNT	\$74,006.00

Ameriprise Brokerage Account (continued)

Account #: 0000 3164 0425 0 133

Your realized gains and losses details

Date sold	Quantity	Description	Covered	Date acquired	Cost basis	Proceeds	Gain or loss
Investment short term loss							
08/02/2024	120000.000	INDUSTRIAL&COML BK CHINA NEW YORK NY CD FDIC #24387 IAM CPN 5.000% DUE 08/02/24 DTD 02/02/24 FC 08/02/24	No	01/26/2024	\$120,000.00	\$120,000.00	\$0.00

Additional important disclosures

Throughout these disclosures, Ameriprise Financial Services, LLC, the introducing firm, and American Enterprise Investment Services, Inc., the clearing firm, will be abbreviated as AFS and AEIS respectively. The affiliates RiverSource Life Insurance Co. and RiverSource Life Insurance Co NY will be abbreviated as RVS.

Agreements and disclosures: You may access current versions of documents including agreements, disclosures and fee documentation governing brokerage and managed accounts on our website at ameriprise.com/disclosures.

Check deposits: Checks that should be made payable to AEIS include Ameriprise Brokerage, ONE Financial, Managed Accounts, 529 Plans and Variable Annuities. Checks that should be made payable to AFS include RiverSource Insurance and Annuities, Ameriprise Certificates, Financial Plans and checks for multiple products that do *not* include funds to be sent to Brokerage or a Managed Account. Checks for deposit to an Ameriprise Bank Account should be made payable to the account owner/client or Ameriprise Bank. Checks for deposit into RiverSource Life of New York accounts should be made payable to RiverSource Life of New York. Checks for RAVA 5 accounts that are transfer checks or additional payments should be made out to RiverSource Life Insurance Company. No checks or payments should be made payable to any advisor or their practice as these are not an affiliate or subsidiary of the firm.

AEIS balance sheet available online for June 30, 2024: In accordance with requirements under Securities and Exchange Commission ("SEC") Rule 17a-5, we make our Statement of Financial Condition available on our website at <http://ameriprise.com/aeisfinancialstatement>. You may also obtain a free copy by mail by calling us at 800.297.7378.

American Enterprise Investment Services, Inc. (AEIS or the Company), a wholly owned subsidiary of Ameriprise Financial, Inc., is the registered clearing broker dealer for your securities positions and free credit balances held in your Ameriprise brokerage account(s). Under the SEC's Uniform Net Capital Rule, Rule 15c3-1, AEIS is required to provide this information to its customers and is required to maintain net capital of 2% in excess of aggregate debit items arising from client transactions. On June 30, 2024, the Company's net capital was \$162,132,677 or 11.04% of aggregate debit items and \$132,748,770 in excess of its required net capital of \$29,383,907.

Third Party Payments and Cost Reimbursement Services: AEIS performs certain services such as record keeping, administration and shareholder servicing support, applicable platform level eligibility and investment product due diligence, investment research, training and education, client telephonic and other servicing, and other support related functions, such as trading systems, asset allocation and performance reporting tools, and websites and mobile applications (collectively, "Cost Reimbursement Services"). AEIS receives a variety of these payments for Cost Reimbursement Services ("Cost Reimbursement Payments") from investment products sponsored or managed by affiliated investment advisers (e.g., Columbia Management Investment Advisers) and from unaffiliated product companies for investments you make as a result of our recommendations. Cost Reimbursement Payments are received at a higher percentage rate from certain mutual fund firms (described below as "Full Participation Firms"), which may create a conflict of interest or incentive if AFS promotes, or Ameriprise financial advisors recommend, the mutual funds offered by a Full Participation Firm. These payments form a structure referred to as the Ameriprise Financial Mutual Fund Program. Cost Reimbursement Payments are not shared with your financial advisor. Cost Reimbursement Payments for marketing and sales support are also applicable to other investment product categories, such as annuities, insurance, UITs, structured products and alternative investments, such as non-traded REITs/BDCs, hedge fund offerings, managed futures funds, private equity offerings, and real estate private placements. For additional information regarding the compensation amounts and practices of a particular mutual fund, please review all pertinent sales literature, statements of additional information prospectuses, accounts agreements, policies, contracts, and other offering documents, as well as ameriprise.com/guide.

Financial interest in products: AFS and its affiliates have a greater financial interest in the sales of products that they manufacture. AFS and its affiliates receive more revenue from the sale of some financial products and services, particularly those products and services sold under the

Ameriprise, Columbia Threadneedle Investments and RVS brands, than for the sale of other products and services.

Suitability terms: **Investment time frame** is the expected period of time you plan to invest to achieve your current financial goal(s). Choices are: less than 1 year, 1-3 years, 4-7 years, 8-10 years and 11+ years. **Risk tolerance** describes your ability to bear the potential of your account losing value in exchange for the potential of higher returns. The higher your risk tolerance, the potential for substantial losses and gains increases. Choices are: Conservative, Moderately conservative, Moderate, Moderately aggressive, and Aggressive. **Investment objective** identifies your intent or planned purpose for the investment dollars in your account. Choices are: Growth, Growth with income, Income, Capital preservation, Speculation, Tax considerations, Education, Estate planning, and Protection. **Liquidity needs** is the period of time from the present until you anticipate needing access to your investment dollars.

In case of errors or questions about your electronic transfers: Call us at 800.862.7919 or write us at Ameriprise Financial, 70100 Ameriprise Financial Center, Minneapolis, MN 55474, promptly if you think your statement or receipt is wrong or if you need more information about a transfer on the statement or receipt. We must hear from you no later than 60 days after we sent you the FIRST statement on which the error or problem appeared.

(1) Tell us: your name and account number (if any).;

(2) Describe the error or the transfer you are unsure about, and explain as clearly as you can why you believe it is an error or why you need more information.

(3) Tell us the dollar amount of the suspected error.

We will investigate your complaint and will correct any error promptly. If we take more than 10 business days (or 20 business days for new accounts) to do this, we will credit your account for the amount you think is in error, so that you will have the use of the money during the time it takes us to complete our investigation. If we ask you to put your complaint or question in writing and we do not receive it within 10 business days, we may not credit your account. We may take up to 45 days to complete our investigation (90 days for transfers involving new accounts, point-of-sale, or foreign-initiated transactions). We will tell you the results within three business days after completing our investigation. If we determine that there was no error, we will send you a written explanation. You may ask for copies of the documents that we used in our investigation.

Non-traded real estate investment trust Distribution Reinvestment Plan (DRIP) customers: If you participate in the DRIP and you experience a material adverse change in your financial condition, promptly notify your financial advisor to discuss continued participation in the DRIP.

Callable securities: When we hold securities which are callable in part on your behalf, you will participate in the impartial lottery allocation system for the called securities in accordance with the provisions of the exchange on which they trade, and in compliance with industry rules. For further details about the allocation process please go to

www.ameriprise.com/content/files/AMP_CALLABLE-SECURITIES.PDF

"Covered" securities: A security is considered "covered" and subject to special basis and holding period tax reporting rules under these conditions: 1) Stock, including real estate investment trusts (REITs) acquired on or after Jan. 1, 2011, and not purchased under a dividend reinvestment program 2) Mutual funds and REITs/stocks in a dividend reinvestment program purchased on or after Jan. 1, 2012 (except money market funds) 3) Certain options and debt securities with less complex tax treatment purchased on or after Jan 1, 2014, and 4) Certain options and debt securities with more complex tax treatment purchased on or after Jan 1, 2016. Some securities are not "covered" by definition, see below. When a "covered" investment is sold, we will report the cost basis and holding period of the investment to you and the IRS (in addition to the already-required proceeds information). The cost basis information provided on this statement may not be used for tax reporting purposes. For tax reporting purposes, use the information provided on Form 1099-B, Proceeds from Broker and Barter Exchange Transactions, which will be sent early in the year following the tax year in which the investment was sold.

"Noncovered" securities: "Noncovered" is a term for those securities that are not subject to the required cost basis and holding period reporting described above. Ameriprise Financial provides

cost basis and holding period information to clients, but not the IRS, for many "*noncovered*" securities including "*noncovered*" equities, mutual funds, exchange-traded funds (ETFs), exchange-traded notes (ETNs), business development corporations (BDCs), unit investment trusts (UITs), real estate investment trusts (REITs), debt instruments, and options acquired before the effective dates listed above. Certain other securities are currently excluded from the cost basis reporting rules, including money market funds, short-term debt instruments, real estate mortgage investments conduits (REMICs) and other mortgage-backed securities, partnerships, trusts, and prepaid forward contracts (including certain structured products). The cost basis information provided for "*noncovered*" securities may not include changes due to corporate actions (such as mergers, spin-offs, stock dividends or cash dividends in lieu of fractional shares), wash sales, certain mutual fund adjustments, returns of capital, certain adjustments to fixed income securities (including early prepayment of principal, premium amortization, accrual of market discount or original issue discount), or transfers of existing positions into Ameriprise by new or existing clients. Ameriprise is not responsible for "*noncovered*" cost basis information, and will not verify cost basis information that is provided by someone else (including a client, an advisor or another entity, such as a broker) or is the result of a transfer between persons (including inheritance, gift, divorce, distributions from a trust, shares used to repay a loan, etc.). It also will not verify "*noncovered*" cost basis information obtained through corporate acquisitions by Ameriprise. For transactions related to any of these activities for "*noncovered*" shares, review your records and consult your tax advisor when preparing your tax return.

Free credit balance: In general, a free credit balance represents cash held in your brokerage or managed account that is payable upon your demand which, although properly accounted for on our books, may at times not be segregated and may be used by AEIS, in the conduct of its business. We may, but are not obligated to, pay you interest on any available free credit balances, and we may earn income from the balances as compensation for servicing your account.

Order Routing Policy and compensation for order handling: Some market centers or broker-dealers may execute orders at prices superior to the publicly quoted market. AEIS considers a number of factors in its decision process as to the exchanges and market centers to which it directs its customer orders for execution. These factors include but are not limited to: the speed of execution; the opportunity for price improvement; liquidity enhancement opportunities; trading characteristics of the particular individual security; and size of the order. AEIS currently does not receive payment for directing orders; however, AEIS reserves the right to receive remuneration for directing orders to a particular broker or dealer for execution. The source and amount of remuneration, if any, received by AEIS will be furnished upon written request. Payment for order flow is not a factor considered when routing orders. For more detailed information, please visit our Order Routing Report published quarterly on ameriprise.com. Please contact us at 800.862.7919

to obtain a printed copy of our Order Routing Report at no cost, or for further details regarding the routing of any specific order. The link to the SEC 606 Order Routing Report can be found at ameriprise.com/606.

Brokerage mutual fund purchases: When you purchase certain mutual funds at NAV, on selling your shares, you may pay a sales charge. For the charge and other fees, see the prospectus.

Equity Dividend Reinvestment Program (DRIP) customers: Transactions to purchase shares for the DRIP program, where offered, are executed on a riskless principal basis by AEIS. Details of your DRIP transactions are available on written request to AEIS.

Fractional Shares and Liquidation Process: Where your statement indicates a transaction that involved less than one full share of an equity, ETF, preferred or closed-end fund, as well as UITs ("Fractional Share"), AFS and AEIS sold and liquidated the Fractional Share(s) as a client-directed principal transaction on your behalf in accordance with the Ameriprise Brokerage Agreement and, if you have a Managed Account, per the liquidation process outlined in your Custom Advisory Relationship Agreement or the applicable Managed Account Client Agreement.

Assets held outside your brokerage account: Certain assets purchased through AFS are displayed on this statement as a courtesy to you, even though the assets are held at a third party, and not custodied in your brokerage account. These products may include but are not limited to annuities and insurance products, hedge fund offerings, private equity offerings, managed futures funds, exchange funds, real estate private placements, DST/TICs, and certain 529 plans. Ownership records for these products, valuation information, and SIPC coverage, if applicable, are the responsibility of the company holding the assets, and not AFS or AEIS.

The Value of your accounts over time on the first page of your statement reports the following information:

1) The ending value of your portfolio for applicable dates going back (up to) five years. The gray line shows the net value of your deposits and withdrawals, dating back (up to) five years. Note:

- The gray line does not reflect additions or surrenders for third-party annuities linked to your brokerage account prior to Jan. 1, 2017.
- The gray line does not reflect additions or surrenders from any whole life insurance policies.
- If your portfolio was established on Dec. 31, 2012 or earlier, the gray line starting point was your portfolio value on Jan. 1, 2013. The gray line shows your portfolio value on Jan. 1, 2013 PLUS additions since that time MINUS withdrawals since that time.

Activity for this period: transaction(s) that have not yet settled by the date of this statement will appear on your next statement.

Disclosure for persons without a financial advisor: Mutual funds can be purchased through AFS. For direct purchases AFS will retain all sales charges and 12b-1 fees.

Messages for you

Stay informed on the latest trends in financial fraud

It's critical to know how to protect yourself - and your assets - from financial scams. Visit ameriprise.com > Financial Goals & Priorities > Personal Finance > New cybersecurity scams to learn about five emerging threats and the steps you can take to help protect yourself.

Important disclosures

Capital Reserve Group is a financial advisory practice of Ameriprise Financial Services, LLC. **Please review your statement carefully.** Report any inaccuracies or discrepancies immediately to the appropriate legal entity outlined below. Any oral communication should be re-confirmed in writing to us to protect your rights, including your rights under the Securities Investor Protection Act. Please notify us promptly in writing of any change of address. In addition, should any material change occur in your investment objectives or financial situation, we request prompt notification to ensure we maintain the most up-to-date background and financial information.

These entities are wholly owned subsidiaries of Ameriprise Financial, Inc. All may be contacted at 800.862.7919 unless otherwise noted below.

American Enterprise Investment Services, Inc (AEIS), the clearing broker-dealer, member FINRA and SIPC, is responsible for the summary pages and each statement for brokerage or managed account products, including securities positions and free credit balances. Direct inquiries to 70400 Ameriprise Financial Center, Minneapolis, MN 55474. A financial statement for this organization is available for your personal inspection at its offices, or a copy of it will be mailed upon your written request.

Ameriprise Financial Services, LLC (AFS), the introducing broker-dealer, member FINRA and SIPC is responsible for Financial Planning Service product pages. Brokerage accounts, investment, and financial advisory services are introduced by and made available through AFS. Direct inquiries (including a problem with, or a complaint about your financial advisor, or unauthorized activity in your account(s)) to 70100 Ameriprise Financial Center, Minneapolis, MN 55474-0507.

Ameriprise Trust Company (ATC) is a passive custodian for tax qualified accounts including IRAs. ATC outsources all custody of IRA assets to the other regulated custodians.

Ameriprise Bank, FSB (Bank), Member FDIC, is responsible for banking products including deposit and lending accounts. Investment products are not insured by the FDIC, NCUA or any federal agency, are not deposits or obligations of, or guaranteed by any financial institution, and involve investment risks including possible loss of principal and fluctuation in value.

Ameriprise Certificate Company, the certificate product issuer, is responsible for Ameriprise Certificate Products and those products are distributed and serviced by AFS.

RiverSource Life Insurance Company and RiverSource Life Insurance Co. of New York (collectively RVS) are responsible for RiverSource insurance and annuity products. Direct inquiries to RiverSource Life Insurance Co. of NY to 800.541.2251.

Municipal securities: AEIS and AFS are registered with the U.S. Securities and Exchange Commission and the Municipal Securities Rulemaking Board (MSRB). The MSRB makes available at its website, www.msrb.org, an investor brochure, which describes the protections that may be provided by the MSRB, and how to file a complaint regarding municipal securities with the appropriate regulatory authority.

Not a Bank: AEIS, AFS, ATC, Ameriprise Certificate Company and RVS are not banks. Investment products are not insured by the FDIC, NCUA or any federal agency, are not deposits or obligations of, or guaranteed by any financial institution, and involve investment risks including possible loss of principal and fluctuations in value.

This document was delivered via U.S. Mail

This statement is eligible for online delivery.

Go to www.ameriprise.com/edelivery to get started.

Ameriprise online statements are available in color and archived for seven years.

Questions? We're here to help. 800.862.7919

For information on how to read your statement, please visit

www.ameriprise.com/microsite/statement



Ameriprise Financial Services, LLC
70100 Ameriprise Financial Center | Minneapolis, MN 55474

SOUTH COAST SHORES HOMEOWNERS ASSOCIATION
230 COMMERCE STE 250
IRVINE CA 92602-1338



156817

P.O. Box 64084
Phoenix, AZ 85082
866-800-4656 (toll free)



8-31-24
308631224

OPTIMUM PROFESSIONAL PROPERTY AGANT FOR
SOUTH COAST SHORES HOMEOWNERS ASSOC
RESERVE
230 COMMERCE STE 250
IRVINE CA 92602-1338

30863 122 4 MONEY MARKET ACCOUNT

Previous Balance	7-31-24	60,332.54
+Deposits/Credits		.00
-Checks/Debits		.00
-Service Charge		.00
+Interest Paid		15.37
Current Balance		60,347.91
Days in Statement Period	31	

* - - - - -INTEREST SUMMARY- - - - - *

Interest Earned From	8/01/24 To	8/31/24
Days in Period		31
Interest Earned		15.37
Annual Percentage Yield Earned		.30
Interest Paid this Year		57.01
Interest Withheld this Year		.00

* - - - - -DESCRIPTIVE TRANSACTIONS- - - - - *

Date	Description	Amount
8-30	Interest Pymt	15.37

* - - - - -DAILY BALANCE SUMMARY- - - - - *

Date	Balance	Date	Balance	Date	Balance
7-31	60332.54	8-30	60347.91		

* - - - - -OVERDRAFT CHARGES/REFUNDS SUMMARY - - - - - *

	This Cycle	YTD
Total returned item fees	.00	.00
Total overdraft fees	.00	.00

END OF STATEMENT