

South Coast Shores Homeowners Association

Financial Reports



July
2025

South Coast Shores Homeowners Association

Community Financial Overview

July 31, 2025

Cash

	Current Mo.	Change	
Operating	\$281,589	(\$11,598) ↓	
Reserves	\$798,471	(\$10,590) ↓	
Adequate Operating Cash?			Yes
Amount Due to Reserves			\$0
Repayment in Progress?			N/A

\$281,589	\$82,067
Operating Cash Balance	Minimum Recommended Balance

Impending Investment Maturities		
Bank	G/L Acct	Maturity
Comerica	10704	08/28/25
Alliance	15055	08/17/25

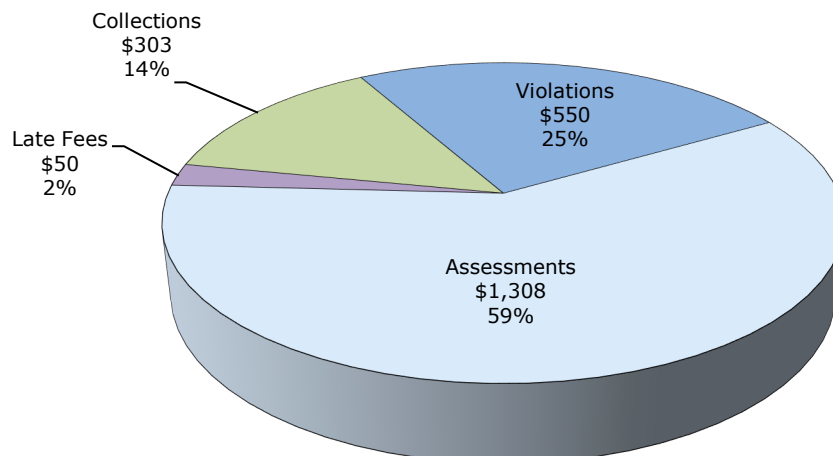
Reinvest funds into CDs after evaluating the amount of reserve cash needed for upcoming projects

Uninsured Cash Balances		
Bank	Total Cash in Bank	Uninsured Portion
Pacific Premier	\$378,607	\$128,607

Uninsured amounts are at risk if the bank fails. To avoid potential losses, transfer funds to a different bank as soon as possible.

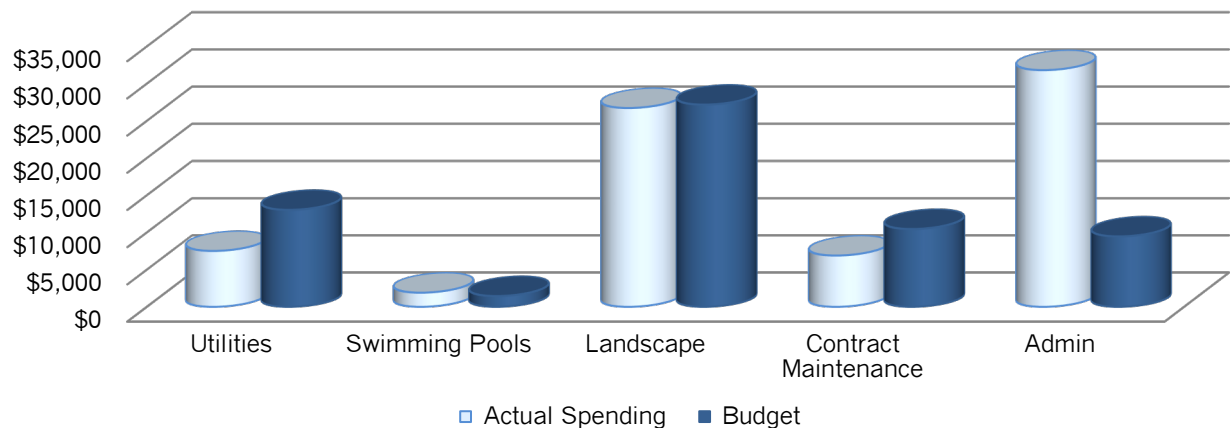
Assessments Receivable

Balance Breakdown



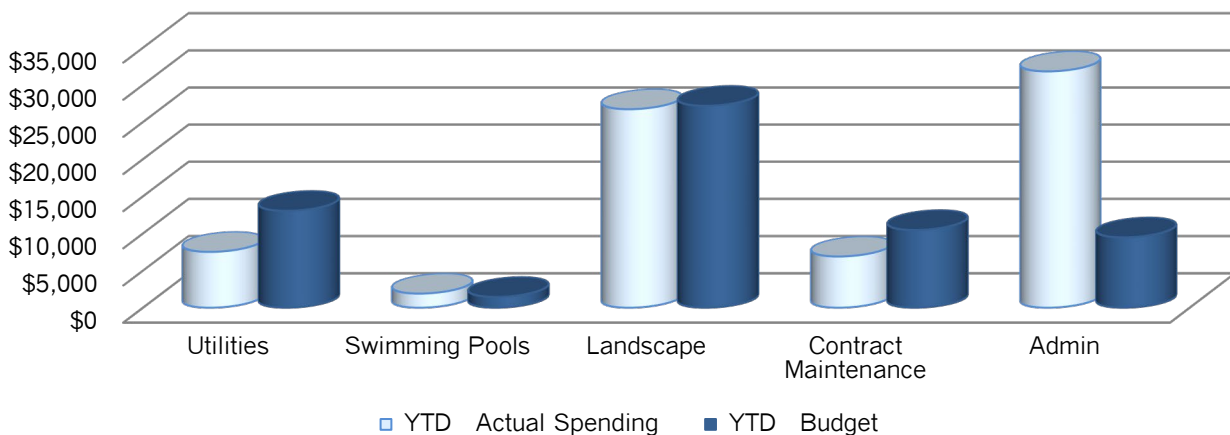
South Coast Shores Homeowners Association Community Financial Overview

Current Month



In the month of July, the Association spent \$451 more than the budget projected on Swimming Pools and \$22,344 more on Admin.

Year-to-Date



For more details of spending, please see the enclosed Statement of Expenses.

Comments:

Association has a large variance on overspending this month, please refer to the income statement - Consolidated found on your board portal.

South Coast Shores Homeowners Association

Balance Sheet as of 7/31/2025

Assets	Operating	Reserve	Total
Operating: Cash & Investments			
10100 - Pacific Premier Bank Op x0834	\$205,893.07		\$205,893.07
10310 - Comerica Op x0425	\$1,696.28		\$1,696.28
10704 - Comerica - Clear Fork Bank Mat. 08-28-25 4.3% 6 Months	\$74,000.00		\$74,000.00
Total Operating: Cash & Investments	\$281,589.35		\$281,589.35
Operating: Receivables			
11150 - Accounts Receivable	\$2,210.50		\$2,210.50
11190 - Less Allowance For Past Due Accts	(\$766.17)		(\$766.17)
Total Operating: Receivables	\$1,444.33		\$1,444.33
Reserves: Cash			
14100 - Pacific Premier Bank MMA x1195		\$172,713.55	\$172,713.55
14200 - FCB MMA x2212		\$60,462.02	\$60,462.02
14300 - Banc of CA MMA x5433 - Deposits Next Month		\$125,811.12	\$125,811.12
Total Reserves: Cash		\$358,986.69	\$358,986.69
Reserves: Investments			
15050 - First Foundation x7973 Mat.03-01-2026 3.440 % 13mths		\$172,089.18	\$172,089.18
15055 - Alliance x2689 Mat. 08-17-2025 4.4% 11mths		\$105,457.80	\$105,457.80
15070 - First Foundation x7797 Mat. 12-14-2025 4.16% 13mths		\$104,668.41	\$104,668.41
15097 - First Foundation x5354 Mat. 03-17-2026 3.92% 9mths		\$57,269.25	\$57,269.25
Total Reserves: Investments		\$439,484.64	\$439,484.64
Total Assets	\$283,033.68	\$798,471.33	\$1,081,505.01

South Coast Shores Homeowners Association

Balance Sheet as of 7/31/2025

Liabilities / Equity	Operating	Reserve	Total
Liabilities			
20200 - Accrued Expenses	\$15.00		\$15.00
21120 - Deposits: Clubhouse	\$925.00		\$925.00
21500 - Prepaid Assessments	\$11,981.30		\$11,981.30
Total Liabilities	\$12,921.30		\$12,921.30
Reserve Fund Balances			
33600 - General Reserves		\$796,911.79	\$796,911.79
38990 - Interest		\$1,559.54	\$1,559.54
Total Reserve Fund Balances		\$798,471.33	\$798,471.33
Equity			
39900 - Prior Year Surplus (Deficit)	\$282,751.14		\$282,751.14
39950 - Current Year Surplus (Deficit)	(\$12,638.76)		(\$12,638.76)
Total Equity	\$270,112.38		\$270,112.38
Total Liabilities / Equity	\$283,033.68	\$798,471.33	\$1,081,505.01

South Coast Shores Homeowners Association

Statement of Revenues and Expenses 7/1/2025 - 7/31/2025

	Current Period			Year To Date			Annual Budget
	Actual	Budget	Variance	Actual	Budget	Variance	
Operating Income							
Revenue							
40100 - Assessments	72,800.00	72,800.00	-	72,800.00	72,800.00	-	873,600.00
40500 - Clubhouse Rental	450.00	-	450.00	450.00	-	450.00	-
40600 - Collection Fees	150.00	-	150.00	150.00	-	150.00	-
40800 - Interest Charges	3.09	-	3.09	3.09	-	3.09	-
41000 - Late Charges	10.00	-	10.00	10.00	-	10.00	-
44010 - Interest Income	1,559.76	-	1,559.76	1,559.76	-	1,559.76	-
Total Revenue	74,972.85	72,800.00	2,172.85	74,972.85	72,800.00	2,172.85	873,600.00
Total Income	74,972.85	72,800.00	2,172.85	74,972.85	72,800.00	2,172.85	873,600.00

Operating Expense

Utility Expenses							
50200 - Electricity	4,548.82	3,833.33	(715.49)	4,548.82	3,833.33	(715.49)	46,000.00
50300 - Gas	915.67	875.00	(40.67)	915.67	875.00	(40.67)	10,500.00
50400 - Refuse Removal	-	7,731.25	7,731.25	-	7,731.25	7,731.25	92,775.00
50700 - Telephone - Entry Gates	187.80	178.00	(9.80)	187.80	178.00	(9.80)	2,136.00
50800 - Water	1,852.18	408.33	(1,443.85)	1,852.18	408.33	(1,443.85)	4,900.00
Total Utility Expenses	7,504.47	13,025.91	5,521.44	7,504.47	13,025.91	5,521.44	156,311.00

Pool / Spa Expenses

55100 - Pool / Spa: Service Contract	1,431.10	687.50	(743.60)	1,431.10	687.50	(743.60)	8,250.00
55300 - Pool / Spa: Supplies	462.50	333.33	(129.17)	462.50	333.33	(129.17)	4,000.00
55400 - Equipment Repairs	-	283.33	283.33	-	283.33	283.33	3,400.00
55500 - Health Department Fees	-	139.00	139.00	-	139.00	139.00	1,668.00
Total Pool / Spa Expenses	1,893.60	1,443.16	(450.44)	1,893.60	1,443.16	(450.44)	17,318.00

Landscape Expenses

60100 - Landscape: Service Contract	15,752.58	16,540.25	787.67	15,752.58	16,540.25	787.67	198,483.00
60200 - Landscape: Extras	3,995.00	1,677.75	(2,317.25)	3,995.00	1,677.75	(2,317.25)	20,133.00
60300 - Landscape: Replacement	-	2,660.00	2,660.00	-	2,660.00	2,660.00	31,920.00
60540 - Landscape: Mulch	-	1,250.00	1,250.00	-	1,250.00	1,250.00	15,000.00
60800 - Irrigation: Repairs / Maintenance	6,967.00	2,500.00	(4,467.00)	6,967.00	2,500.00	(4,467.00)	30,000.00
61075 - Swans	-	41.67	41.67	-	41.67	41.67	500.00
61100 - Tree Trimming	-	2,500.00	2,500.00	-	2,500.00	2,500.00	30,000.00
Total Landscape Expenses	26,714.58	27,169.67	455.09	26,714.58	27,169.67	455.09	326,036.00

Contracts, Maint. & Repair Expenses

70100 - Access Gate Repairs	339.44	916.67	577.23	339.44	916.67	577.23	11,000.00
70600 - Common Area: Maintenance	1,281.06	2,447.50	1,166.44	1,281.06	2,447.50	1,166.44	29,370.00
71400 - Fire Safety	100.73	66.67	(34.06)	100.73	66.67	(34.06)	800.00
72500 - Janitorial: Service Contract	1,197.00	1,232.00	35.00	1,197.00	1,232.00	35.00	14,784.00
72600 - Janitorial: Supplies/Extras	185.00	41.67	(143.33)	185.00	41.67	(143.33)	500.00
72700 - Keys & Locks	-	14.58	14.58	-	14.58	14.58	175.00

South Coast Shores Homeowners Association

Statement of Revenues and Expenses 7/1/2025 - 7/31/2025

	Current Period			Year To Date			Annual Budget
	Actual	Budget	Variance	Actual	Budget	Variance	
Operating Expense							
72900 - Lighting: Repairs / Supplies	683.94	333.33	(350.61)	683.94	333.33	(350.61)	4,000.00
73200 - Patrol Service	1,167.47	1,167.50	.03	1,167.47	1,167.50	.03	14,010.00
73300 - Pest & Rodent Control: Contract	300.00	300.00	-	300.00	300.00	-	3,600.00
73400 - Pest & Rodent Control: Extras	-	125.00	125.00	-	125.00	125.00	1,500.00
74600 - Street Sweeping	1,318.75	1,371.50	52.75	1,318.75	1,371.50	52.75	16,458.00
74915 - Waterscape Maintenance	312.50	1,985.00	1,672.50	312.50	1,985.00	1,672.50	23,820.00
75020 - Goose Removal Contract	-	450.00	450.00	-	450.00	450.00	5,400.00
Total Contracts, Maint. & Repair Expenses	6,885.89	10,451.42	3,565.53	6,885.89	10,451.42	3,565.53	125,417.00
General & Administrative Expenses							
80400 - Audit / Tax Returns	-	110.42	110.42	-	110.42	110.42	1,325.00
80600 - Bank Charges	25.00	-	(25.00)	25.00	-	(25.00)	-
80700 - Collection Expenses	20.00	125.00	105.00	20.00	125.00	105.00	1,500.00
81200 - Insurance	27,703.71	4,583.33	(23,120.38)	27,703.71	4,583.33	(23,120.38)	55,000.00
81900 - Legal Service	-	145.83	145.83	-	145.83	145.83	1,750.00
82400 - Operating Contingency	-	96.25	96.25	-	96.25	96.25	1,155.00
82600 - Printing / Mailing / Supplies	254.82	583.33	328.51	254.82	583.33	328.51	7,000.00
82700 - Professional Management: Contract	3,324.00	3,324.00	-	3,324.00	3,324.00	-	39,888.00
82800 - Miscellaneous Administration	476.00	83.33	(392.67)	476.00	83.33	(392.67)	1,000.00
83000 - Reserve Study	-	75.00	75.00	-	75.00	75.00	900.00
83100 - Tax: Federal	-	41.67	41.67	-	41.67	41.67	500.00
83200 - Tax: State	-	291.67	291.67	-	291.67	291.67	3,500.00
Total General & Administrative Expenses	31,803.53	9,459.83	(22,343.70)	31,803.53	9,459.83	(22,343.70)	113,518.00
Contributions to Reserves							
93600 - General Reserves	11,250.00	11,250.00	-	11,250.00	11,250.00	-	135,000.00
98990 - Interest	1,559.54	-	(1,559.54)	1,559.54	-	(1,559.54)	-
Total Contributions to Reserves	12,809.54	11,250.00	(1,559.54)	12,809.54	11,250.00	(1,559.54)	135,000.00
Total Expense	87,611.61	72,799.99	(14,811.62)	87,611.61	72,799.99	(14,811.62)	873,600.00
Operating Net Total	(12,638.76)	.01	(12,638.77)	(12,638.76)	.01	(12,638.77)	-
Net Total	(12,638.76)	.01	(12,638.77)	(12,638.76)	.01	(12,638.77)	-

South Coast Shores Homeowners Association

Reserve Summary For 7/1/2025 - 7/31/2025

	Beginning Balance	Contributions	Expenditures	Transfers	Ending Balance	Budget	Variance
33600 - General Reserves	809,061.79	11,250.00	(23,400.00)	-	796,911.79	11,250.00	-
38990 - Interest	-	1,559.54	-	-	1,559.54	-	1,559.54
Net Total	\$809,061.79	\$12,809.54	(\$23,400.00)	-	\$798,471.33	\$11,250.00	\$1,559.54

South Coast Shores Homeowners Association

Reserve Summary For 7/1/2025 - 7/31/2025

	Beginning Balance	Contributions	Expenditures	Transfers	Ending Balance	Budget	Variance
33600 - General Reserves	809,061.79	11,250.00	(23,400.00)	-	796,911.79	11,250.00	-
38990 - Interest	-	1,559.54	-	-	1,559.54	-	1,559.54
Net Total	\$809,061.79	\$12,809.54	(\$23,400.00)	-	\$798,471.33	\$11,250.00	\$1,559.54

South Coast Shores Homeowners Association

Summary Statement of Revenues and Expenses For 7/31/2025

	Jul	Aug	Sep	Oct	Nov	Dec	Jan	Feb	Mar	Apr	May	Jun	Total
Operating Income													
Revenue													
40100 - Assessments	72,800	-	-	-	-	-	-	-	-	-	-	-	72,800
40500 - Clubhouse Rental	450	-	-	-	-	-	-	-	-	-	-	-	450
40600 - Collection Fees	150	-	-	-	-	-	-	-	-	-	-	-	150
40800 - Interest Charges	3	-	-	-	-	-	-	-	-	-	-	-	3
41000 - Late Charges	10	-	-	-	-	-	-	-	-	-	-	-	10
44010 - Interest Income	1,560	-	-	-	-	-	-	-	-	-	-	-	1,560
Total Revenue	74,973	-	-	-	-	-	-	-	-	-	-	-	74,973
Total Income	74,973	-	-	-	-	-	-	-	-	-	-	-	74,973

Operating Expense

Utility Expenses													
50200 - Electricity	4,549	-	-	-	-	-	-	-	-	-	-	-	4,549
50300 - Gas	916	-	-	-	-	-	-	-	-	-	-	-	916
50700 - Telephone - Entry Gates	188	-	-	-	-	-	-	-	-	-	-	-	188
50800 - Water	1,852	-	-	-	-	-	-	-	-	-	-	-	1,852
Total Utility Expenses	7,504	-	-	-	-	-	-	-	-	-	-	-	7,504

Pool / Spa Expenses													
55100 - Pool / Spa: Service Contract	1,431	-	-	-	-	-	-	-	-	-	-	-	1,431
55300 - Pool / Spa: Supplies	463	-	-	-	-	-	-	-	-	-	-	-	463
Total Pool / Spa Expenses	1,894	-	-	-	-	-	-	-	-	-	-	-	1,894

Landscape Expenses													
60100 - Landscape: Service Contract	15,753	-	-	-	-	-	-	-	-	-	-	-	15,753
60200 - Landscape: Extras	3,995	-	-	-	-	-	-	-	-	-	-	-	3,995
60800 - Irrigation: Repairs / Maintenance	6,967	-	-	-	-	-	-	-	-	-	-	-	6,967
Total Landscape Expenses	26,715	-	-	-	-	-	-	-	-	-	-	-	26,715

Contracts, Maint. & Repair Expenses

South Coast Shores Homeowners Association

Summary Statement of Revenues and Expenses For 7/31/2025

	Jul	Aug	Sep	Oct	Nov	Dec	Jan	Feb	Mar	Apr	May	Jun	Total
Operating Expense													
70100 - Access Gate Repairs	339	-	-	-	-	-	-	-	-	-	-	-	339
70600 - Common Area: Maintenance	1,281	-	-	-	-	-	-	-	-	-	-	-	1,281
71400 - Fire Safety	101	-	-	-	-	-	-	-	-	-	-	-	101
72500 - Janitorial: Service Contract	1,197	-	-	-	-	-	-	-	-	-	-	-	1,197
72600 - Janitorial: Supplies/Extras	185	-	-	-	-	-	-	-	-	-	-	-	185
72900 - Lighting: Repairs / Supplies	684	-	-	-	-	-	-	-	-	-	-	-	684
73200 - Patrol Service	1,167	-	-	-	-	-	-	-	-	-	-	-	1,167
73300 - Pest & Rodent Control: Contract	300	-	-	-	-	-	-	-	-	-	-	-	300
74600 - Street Sweeping	1,319	-	-	-	-	-	-	-	-	-	-	-	1,319
74915 - Waterscape Maintenance	313	-	-	-	-	-	-	-	-	-	-	-	313
Total Contracts, Maint. & Repair Expenses	6,886	-	-	-	-	-	-	-	-	-	-	-	6,886
General & Administrative Expenses													
80600 - Bank Charges	25	-	-	-	-	-	-	-	-	-	-	-	25
80700 - Collection Expenses	20	-	-	-	-	-	-	-	-	-	-	-	20
81200 - Insurance	27,704	-	-	-	-	-	-	-	-	-	-	-	27,704
82600 - Printing / Mailing / Supplies	255	-	-	-	-	-	-	-	-	-	-	-	255
82700 - Professional Management: Contract	3,324	-	-	-	-	-	-	-	-	-	-	-	3,324
82800 - Miscellaneous Administration	476	-	-	-	-	-	-	-	-	-	-	-	476
Total General & Administrative Expenses	31,804	-	-	-	-	-	-	-	-	-	-	-	31,804
Contributions to Reserves													
93600 - General Reserves	11,250	-	-	-	-	-	-	-	-	-	-	-	11,250
98990 - Interest	1,560	-	-	-	-	-	-	-	-	-	-	-	1,560
Total Contributions to Reserves	12,810	-	-	-	-	-	-	-	-	-	-	-	12,810
Total Expense	87,612	-	-	-	-	-	-	-	-	-	-	-	87,612
Operating Net Total	(\$12,639)	-	-	-	-	-	-	-	-	-	-	-	(\$12,639)

Net Total	(\$12,639)	-	-	-	-	-	-	-	-	-	-	-	-	(\$12,639)
-----------	------------	---	---	---	---	---	---	---	---	---	---	---	---	------------

South Coast Shores Homeowners Association

Summary Statement of Revenues and Expenses For 7/31/2025

	Aug	Sep	Oct	Nov	Dec	Jan	Feb	Mar	Apr	May	Jun	Jul	Total
Operating Income													
Revenue													
40100 - Assessments	72,800	72,800	72,800	72,800	72,800	72,800	72,800	72,800	72,800	72,800	72,800	72,800	873,600
40300 - Attorney Reimbursement Fees	-	1,003	-	-	-	-	-	-	-	-	-	-	1,003
40500 - Clubhouse Rental	400	-	-	375	-	525	-	-	250	500	-	450	2,500
40600 - Collection Fees	150	185	185	-	35	-	220	-	-	35	-	150	960
40800 - Interest Charges	2	(8)	4		2		8	2	2		1	3	17
40900 - Key Fees	50	25	-	-	-	-	-	-	-	-	-	-	75
41000 - Late Charges	18	(34)	50	-	30	10	50	10	-	20	20	10	184
41600 - Transmitters	35	140	130	-	105	35	-	35	76	-	-	-	556
41700 - Violation Fines	-	(100)	-	-	-	-	-	-	-	-	-	-	-100
44010 - Interest Income	4,391	1,371	1,445	1,521	1,424	1,487	3,706	917	2,151	1,571	1,576	1,560	23,118
Total Revenue	77,846	75,381	74,614	74,696	74,396	74,857	76,784	73,764	75,279	74,926	74,397	74,973	901,913
Total Income	77,846	75,381	74,614	74,696	74,396	74,857	76,784	73,764	75,279	74,926	74,397	74,973	901,913

Operating Expense

Utility Expenses													
50200 - Electricity	5,745	5,249	5,318	3,325	3,275	3,307	3,375	2,884	2,782	3,088	3,257	4,549	46,153
50300 - Gas	440	459	688	1,165	2,091	560	528	589	559	1,420	1,194	916	10,608
50400 - Refuse Removal	7,731	7,731	7,731	7,731	15,462	-	7,731	7,731	7,731	7,731	7,731	-	85,043
50700 - Telephone - Entry Gates	178	178	168	178	178	178	346	10	176	200	188	188	2,164
50800 - Water	-	484	-	465	-	484	1,926	446	-	455	-	1,852	6,114
Total Utility Expenses	14,094	14,102	13,904	12,863	21,006	4,529	13,906	11,661	11,248	12,894	12,370	7,504	150,082
Pool / Spa Expenses													
55100 - Pool / Spa: Service Contract	710	710	710	1,270	-	560	560	560	560	560	710	1,431	8,341
55300 - Pool / Spa: Supplies	575	784	977	622	-	-	-	655	119	766	741	463	5,701
55400 - Equipment Repairs	-	-	-	36	-	-	-	613	-	1,227	2,780	-	4,656
55500 - Health Department Fees	-	-	-	-	1,668	-	-	-	-	-	-	-	1,668
Total Pool / Spa Expenses	1,285	1,494	1,687	1,928	1,668	560	560	1,827	679	2,553	4,231	1,894	20,366

South Coast Shores Homeowners Association

Summary Statement of Revenues and Expenses For 7/31/2025

	Aug	Sep	Oct	Nov	Dec	Jan	Feb	Mar	Apr	May	Jun	Jul	Total
Operating Expense													
Landscape Expenses													
60100 - Landscape: Service Contract	15,753	15,753	17,071	15,753	15,753	15,753	15,753	15,753	15,753	15,752	15,753	15,753	190,349
60200 - Landscape: Extras	7,958	3,130	1,237	3,976	9,795	1,756	804	4,084	150	150	2,722	3,995	39,757
60300 - Landscape: Replacement	-	-	-	-	-	-	1,205	-	-	-	-	-	1,205
60800 - Irrigation: Repairs / Maintenance	2,749	651	2,081	2,458	37,905	1,422	1,152	2,072	1,898	-	3,148	6,967	62,503
61100 - Tree Trimming	-	2,430	-	1,170	33,933	-	-	779	-	-	-	-	38,312
Total Landscape Expenses	26,460	21,964	20,389	23,357	97,386	18,931	18,914	22,688	17,801	15,902	21,623	26,715	332,127
Contracts, Maint. & Repair Expenses													
70100 - Access Gate Repairs	665	2,125	2,115	440	3,615	541	470	85	471	85	-	339	10,952
70600 - Common Area: Maintenance	1,159	425	18,020	1,809	1,782	6,191	5,093	285	-	-	4,069	1,281	40,114
71400 - Fire Safety	-	-	-	-	-	756	-	-	-	-	-	101	857
72500 - Janitorial: Service Contract	1,287	1,232	1,197	1,197	1,197	1,197	1,232	-	-	3,943	1,232	1,197	14,911
72600 - Janitorial: Supplies/Extras	-	-	35	60	35	210	-	-	-	215	-	185	740
72700 - Keys & Locks	150	-	-	-	-	-	-	-	-	-	-	-	150
72900 - Lighting: Repairs / Supplies	1,011	657	-	-	-	-	966	1,043	-	570	1,030	684	5,960
73200 - Patrol Service	1,123	1,123	-	2,245	1,123	1,123	1,167	1,167	1,167	1,647	-	1,167	13,053
73300 - Pest & Rodent Control: Contract	281	281	281	281	281	281	281	281	281	281	281	300	3,391
74600 - Street Sweeping	1,319	1,319	-	1,319	1,319	1,319	1,319	1,319	2,638	-	1,319	1,319	14,506
74915 - Waterscape Maintenance	3,364	2,100	2,100	2,100	2,100	-	2,100	-	4,200	4,200	4,064	313	26,640
Total Contracts, Maint. & Repair Expenses	10,359	9,261	23,748	9,451	11,451	11,617	12,628	4,180	8,757	10,941	11,995	6,886	131,274
General & Administrative Expenses													
80400 - Audit / Tax Returns	-	-	1,325	-	-	-	-	-	-	-	-	-	1,325
80500 - Collection / Bad Debt Expense	-	-	-	-	-	-	(154)	(491)	(389)	-	-	-	-1,034
80600 - Bank Charges	6	-	25	-	-	25	6	-	25	-	-	25	112
80700 - Collection Expenses	221	171	186	250	30	65	30	250	40	20	45	20	1,328
81200 - Insurance	3,985	3,985	-	3,985	3,985	7,968	320	-	-	-	-	27,704	51,930

South Coast Shores Homeowners Association

Summary Statement of Revenues and Expenses For 7/31/2025

	Aug	Sep	Oct	Nov	Dec	Jan	Feb	Mar	Apr	May	Jun	Jul	Total
Operating Expense													
81900 - Legal Service	-	-	-	-	1,553	-	-	-	-	-	-	-	1,553
82400 - Operating Contingency	-	224	-	128	-	-	1,219	-	-	-	-	-	1,571
82600 - Printing / Mailing / Supplies	2,111	952	149	182	757	441	3,655	677	357	553	1,646	255	11,735
82700 - Professional Management: Contract	3,275	3,275	3,275	3,275	3,275	3,275	3,275	3,275	3,275	3,275	3,275	3,324	39,349
82800 - Miscellaneous Administration	627	151	151	151	423	151	151	501	151	186	151	476	3,270
83000 - Reserve Study	-	-	-	-	-	-	-	-	-	1,915	-	-	1,915
83100 - Tax: Federal	-	-	(3,403)	309	894	1,372	-	894	-	-	1,198	-	1,264
83200 - Tax: State	830	2,015	400	-	540	-	-	-	-	-	419	-	4,204
Total General & Administrative Expenses	11,055	10,773	2,108	8,279	11,457	13,297	8,502	5,107	3,459	5,949	6,734	31,804	118,524
Contributions to Reserves													
93600 - General Reserves	11,250	56,550	11,250	11,250	11,250	11,250	11,250	11,250	11,250	11,250	11,250	11,250	180,300
98990 - Interest	1,364	1,370	1,445	1,521	1,424	1,487	1,990	916	2,150	1,571	1,576	1,560	18,374
Total Contributions to Reserves	12,614	57,920	12,695	12,771	12,674	12,737	13,240	12,166	13,400	12,821	12,826	12,810	198,674
Total Expense	75,866	115,515	74,532	68,649	155,641	61,670	67,750	57,629	55,344	61,061	69,778	87,612	951,046
Operating Net Total	\$1,980	(\$40,133)	\$82	\$6,047	(\$81,245)	\$13,187	\$9,034	\$16,135	\$19,935	\$13,865	\$4,619	(\$12,639)	(\$49,134)
Net Total	\$1,980	(\$40,133)	\$82	\$6,047	(\$81,245)	\$13,187	\$9,034	\$16,135	\$19,935	\$13,865	\$4,619	(\$12,639)	(\$49,134)

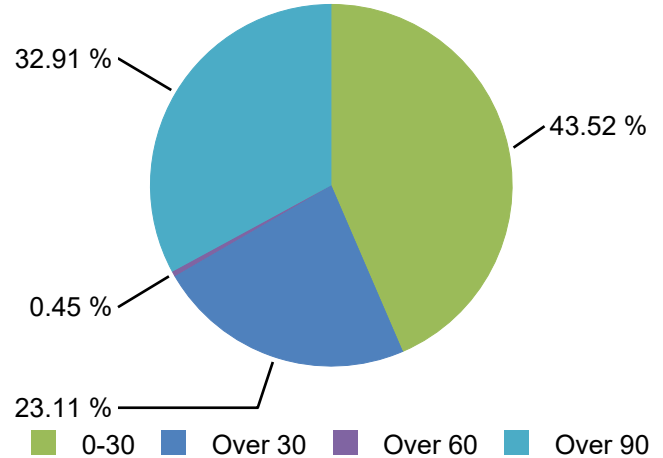
South Coast Shores Homeowners Association

AR Aging - 7/31/2025

SUMMARY

Charge	Balance
CC&R Violation Fine (3)	\$550.00
Collection Fee (2)	\$300.00
Late Fee (3)	\$49.57
Late Interest (1)	\$2.93
Monthly Assessment (2)	\$1,308.00
Total	\$2,210.50

DISTRIBUTION



Property	0-30	Over 30	Over 60	Over 90	Balance
99224305 - 3702 S Sea Breeze - Probst Trustee					
Coll Status: Small Balance Reminder	\$412.09	\$410.84	\$10.00	\$168.00	\$1,000.93
Monthly Assessment	\$400.00	\$400.00	-	\$18.00	\$818.00
Late Fee	\$10.00	\$10.00	\$10.00	-	\$30.00
Collection Fee	-	-	-	\$150.00	\$150.00
Late Interest	\$2.09	\$0.84	-	-	\$2.93
99224560 - 2006 W Summer Wind - Garcia	\$550.00	\$90.00	-	-	\$640.00
Monthly Assessment	\$400.00	\$90.00	-	-	\$490.00
Collection Fee	\$150.00	-	-	-	\$150.00
99224335 - 1914 Bay Crest St - Gilmour Trust	-	-	-	\$300.00	\$300.00
CC&R Violation Fine	-	-	-	\$300.00	\$300.00
99224284 - 1903 Bay Crest St - Beam	-	-	-	\$200.00	\$200.00
CC&R Violation Fine	-	-	-	\$200.00	\$200.00
99224296 - 3612 S Sea Breeze - 3612 S Sea Breeze LLC	-	-	-	\$50.00	\$50.00
CC&R Violation Fine	-	-	-	\$50.00	\$50.00
99224455 - 3703 S Ocean Crst - Campbell	-	\$10.00	-	-	\$10.00
Late Fee	-	\$10.00	-	-	\$10.00
99224352 - 1917 Bay Crest St - Hansen	-	-	-	\$9.57	\$9.57
Late Fee	-	-	-	\$9.57	\$9.57
Total:	\$962.09	\$510.84	\$10.00	\$727.57	\$2,210.50
Property Count:	2	3	1	5	

(*** indicates previous owners)

South Coast Shores Homeowners Association

Pre Paid Homeowners For 7/31/2025

Account	Property	Owner Name	Credit Amount
99224506	3614 S Sea Breeze	David Lee Perry	800.00
99224279	1902 Bay Crest St	Glenda Jeanette Sapp Trustee Etal	400.00
99224422	1903 W Wakeham Pl	Susan Todd	400.00
99263561	1903 W West Wind	Shirine Herrera	400.00
99224295	1905 Bay Crest St	Bruce Beckman Successor Trustee	400.00
99224331	1913 Bay Crest St	Edwards Family Trust	400.00
99224454	1915 W Wakeham Pl	Sally A Day	400.00
99224356	1918 Bay Crest St	Angelo J Fazio	400.00
99245537	1919 Bay Crest St	Justin Wallace Chi	400.00
99224535	2001 W Summer Wind	David Wesdell	400.00
99224585	2011 W Summer Wind	Michael Preciado	400.00
99224606	2015 W Summer Wind	Anthony Lonia	400.00
99254461	2015 W West Wind	Mary Diane Schenker	400.00
99230522	2016 W West Wind	Brian Patrick Burke	400.00
99224619	2017 W West Wind	David B Miles	400.00
99224362	2020 W Summer Wind	Chikouang Huang	400.00
99245992	2021 W Summer Wind	Hong Chee Tan	400.00
99224639	2021 W West Wind	Christine J Aichelman Trustee	400.00
99224429	3605 S Ocean Crst	James E Marlin II	400.00
99224495	3608 S Sea Breeze	Konstantina Polychronopoulos	400.00
99224475	3707 S Ocean Crst	Mark S De Leon	400.00
99224316	3708 S Sea Breeze	Donald M Briggs	400.00
99224394	3708 S Sea Clf	Robert C Boullon	400.00
99224459	3709 S Ocean Crst	Michael Christiansen	400.00
99224401	3709 S Sea Clf	Bijan Zardouz Trustee	400.00
99262993	3712 S Sea Breeze	Amy Monson	400.00
99224342	3718 S Sea Breeze	Bijan Zardouz Md Inc Profit Sharing Plan	400.00
99257857	3723 S Ocean Crst	Abraham Manjikian	400.00
99224314	1909 Bay Crest St	Nelson Gustavo Lopez	379.30
99261962	2008 W West Wind	Morris Dean Wilson	2.00
Total			11,981.30

(*** indicates previous owners)

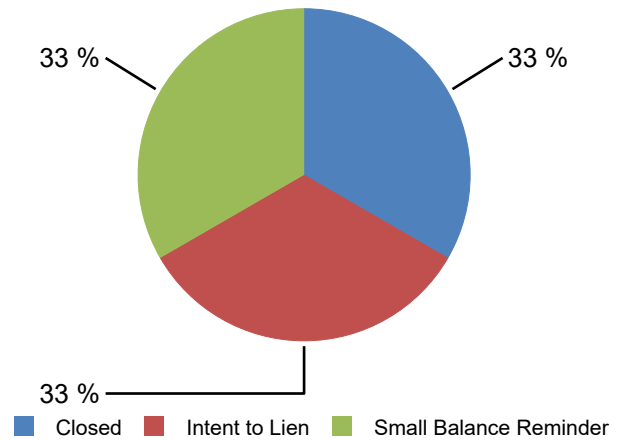
South Coast Shores Homeowners Association

Collection Report - Detail for 7/1/2025 - 7/31/2025

SUMMARY

Closed	1
Intent to Lien	1
Small Balance Reminder	1
Total	3

TOP DISTRIBUTION BY STATUS



Small Balance Reminder (Total Count = 1)

3702 S Sea Breeze	Small Balance Reminder	Current Balance: \$1,000.93
Pamela Ann Probst Trustee	Last Payment Date/Amount:	02-28-2025 / (\$2,400.00)
XN: 5221207 Acct: 99224305		
5/20/2025	System	Late Statement
6/20/2025	System	Review Account - Intent to Lien
6/25/2025	Kimberly Vieyra-Pacheco	Small Balance Reminder (HUFD)
7/20/2025	System	Small Balance Reminder

Intent to Lien (Total Count = 1)

2006 W Summer Wind	Intent to Lien	Current Balance: \$640.00
Graciela L Garcia	Last Payment Date/Amount:	01-29-2025 / (\$800.00)
XN: 5355754 Acct: 99224560		
6/20/2025	System	Late Statement
7/21/2025	System	Review Account - Intent to Lien
7/23/2025	Kimberly Vieyra-Pacheco	Intent to Lien Letter to Owner(s)
7/23/2025	Kimberly Vieyra-Pacheco	Resolution to Lien
7/23/2025	Kimberly Vieyra-Pacheco	Intent to Lien
8/3/2025	System	Balance Settled

Closed (Total Count = 1)

1924 W West Wind	Closed	Current Balance: \$0.00
Sharon Fischer	Last Payment Date/Amount:	07-17-2025 / (\$400.00)
XN: 5479597 Acct: 99226057		
7/14/2025	Tanya Flores	Exempt Collection & Fees
7/18/2025	Kimberly Vieyra-Pacheco	Closed

South Coast Shores Homeowners Association

Cash Disbursement - 7/31/2025

Date	CheckNo	Description	Amount
10100 - Pacific Premier Bank Op			
7/1/2025	ACH	Optimum Professional Property Management (OPPM) Inv # 5395512	3,324.00
		82700 - Professional Management: Contract - Management Fee	3,324.00
7/7/2025	Auto Draft	SoCal Gas Inv # 20250627	915.67
		50300 - Gas - Monthly Gas Bill	915.67
7/9/2025	Auto Draft	City of Santa Ana Inv # 20250624	476.18
		50800 - Water - Monthly Water	476.18
7/9/2025	Auto Draft	SCE Acct # Electricity992	4,548.82
		50200 - Electricity - Monthly electric	4,548.82
7/9/2025	Check 2784	Relentless Land Care Inv # 17948	1,300.00
		60800 - Irrigation: Repairs / Maintenance - Main Line - 3718 Sea Breeze	1,300.00
7/9/2025	Check 2784	Relentless Land Care Inv # 17946	50.00
		60200 - Landscape: Extras - 1902 Bay Crst - Spray Grass	50.00
7/9/2025	Check 2784	Relentless Land Care Inv # 17962	147.00
		60800 - Irrigation: Repairs / Maintenance - Irrigation - 3701 Sea Cliff	147.00
7/9/2025	Check 2784	Relentless Land Care Inv # 17949	798.00
		60800 - Irrigation: Repairs / Maintenance - Irrigation - 2019 W West Wind	798.00
7/9/2025	Check 2784	Relentless Land Care Inv # 17854	15,752.58
		60100 - Landscape: Service Contract - Monthly Landscape Maint	15,752.58
7/9/2025	Check 2784	Relentless Land Care Inv # 17913	165.00
		60800 - Irrigation: Repairs / Maintenance - Irrigation	165.00
7/9/2025	Check 2784	Relentless Land Care Inv # 17950	120.00
		60200 - Landscape: Extras - 3615 Ocean Crest - Roses	120.00
7/9/2025	Check 2784	Relentless Land Care Inv # 17707	58.00
		60800 - Irrigation: Repairs / Maintenance - Irrigation Repairs 1924 w wind	58.00
7/9/2025	Check 2784	Relentless Land Care Inv # 17897	425.00
		60800 - Irrigation: Repairs / Maintenance - Irrigation - 1924 W West Wind	425.00
7/9/2025	Check 2784	Relentless Land Care Inv # 17700	660.00
		60800 - Irrigation: Repairs / Maintenance - Main Line Repair 1925 w wind	660.00
7/9/2025	Check 2784	Relentless Land Care Inv # 17893	1,500.00
		60800 - Irrigation: Repairs / Maintenance - Irrigation Repair - 3701 Sea Cliff	1,500.00

South Coast Shores Homeowners Association

Cash Disbursement - 7/31/2025

Date	CheckNo	Description	Amount
7/9/2025	Check 2784	Relentless Land Care Inv # 17896	120.00
		60200 - Landscape: Extras - Remove Bender Board 1906 w wind	120.00
7/9/2025	Check 2784	Relentless Land Care Inv # 17901	660.00
		60800 - Irrigation: Repairs / Maintenance - Irrigation Repair - 3718 Sea Breeze	660.00
7/9/2025	Check 2784	Relentless Land Care Inv # 17912	70.00
		60800 - Irrigation: Repairs / Maintenance - irrigation 1912 W wind	70.00
7/9/2025	Check 2784	Relentless Land Care Inv # 17943	475.00
		60200 - Landscape: Extras - 3711 Ocean Crest - Add Soil	475.00
7/9/2025	Check 2784	Relentless Land Care Inv # 17942	480.00
		60200 - Landscape: Extras - Grub Control - 1924 W West Wind	480.00
7/9/2025	Check 2784	Relentless Land Care Inv # 17944	495.00
		60200 - Landscape: Extras - 1909 Wakeham - Remove dead Plant	495.00
7/9/2025	Check 2784	Relentless Land Care Inv # 17951	1,425.00
		60200 - Landscape: Extras - New Tree - 3718 Sea Cliff	1,425.00
7/9/2025	Check 2784	Relentless Land Care Inv # 17945	210.00
		60800 - Irrigation: Repairs / Maintenance - Irrigation - 3727 Sea Cliff	210.00
7/9/2025	Check 2784	Relentless Land Care Inv # 17928	180.00
		60200 - Landscape: Extras - Plant Fill - Pool Area	180.00
7/9/2025	Check 2784	Relentless Land Care Inv # 17703	62.00
		60800 - Irrigation: Repairs / Maintenance - Irrigation Repair - 3723 Ocean Crest	62.00
7/9/2025	Check 2784	Relentless Land Care Inv # 17855	1,318.75
		74600 - Street Sweeping - Monthly Sweeping Svc	1,318.75
7/9/2025	Check 2785	Tri-county Lighting Services Corp Inv # 165532	683.94
		72900 - Lighting: Repairs / Supplies - XN5253804 - 1911 W West Wind lighting repair	683.94
7/9/2025	Check 2786	Cal Sparkle Pool Inc Inv # 5/76601	440.50
		55300 - Pool / Spa: Supplies - Site Visit - Spa Heat	440.50
7/9/2025	Check 2786	Cal Sparkle Pool Inc Inv # 5/76306	775.00
		55100 - Pool / Spa: Service Contract - Monthly Pool Svc	775.00
7/9/2025	Check 2787	Patrol Masters Security Services, Inc. Inv # 129911	1,167.47
		73200 - Patrol Service - Monthly Patrol Svc	1,167.47

South Coast Shores Homeowners Association

Cash Disbursement - 7/31/2025

Date	CheckNo	Description	Amount
7/9/2025	Check 2788	Newport Exterminating Inv # 1006380	300.00
		73300 - Pest & Rodent Control: Contract - Newport Exterminating Inc. - Monthly Rodent Control	300.00
7/15/2025	ACH	Optimum Professional Property Management (OPPM) Inv # 51984	750.82
		80700 - Collection Expenses - Collection Fees	20.00
		82600 - Printing / Mailing / Supplies - Printing/Mailing/Supplies	254.82
		82800 - Miscellaneous Administration - Misc. Administration	476.00
7/15/2025	ACH	California Gate & Entry Systems Inv # 206914	339.44
		70100 - Access Gate Repairs - C.G. Systems, LLC - Gate Repair/maintenance	339.44
7/15/2025	ACH	Optimum Janitorial Services Inv # 51900	1,382.00
		72500 - Janitorial: Service Contract - Monthly Janitorial Svc	1,197.00
		72600 - Janitorial: Supplies/Extras - Janitorial: Supplies/Extras	185.00
7/15/2025	Check 2789	Orange County Water District Inv # 20250630	1,376.00
		50800 - Water - Monthly Water from 1.1.25 to 6.30.25	1,376.00
7/15/2025	Check 2790	Water Systems Maintenance, Inc. Inv # 28494	312.50
		74915 - Waterscape Maintenance - Clean Baskets and Lube Circ Pump	312.50
7/15/2025	Check 2791	Tri-Star Construction And Restoration Services, Inc Inv # 4115	980.00
		70600 - Common Area: Maintenance - Tri-Star Construction And Rest - 2023 Summerwind - Trash Enclosure Repair	980.00
7/16/2025	Transfer Out	Transfer to Pacific Premier Bank MMA	11,250.00
		14100 - Pacific Premier Bank MMA x1195 - Transfer from Pacific Premier Bank Op	11,250.00
7/18/2025	Auto Draft	CAIS, LLC Inv # 20250701	372.00
		81200 - Insurance - Community Association Insurance Solutions, LLC - Crime and Excess Crime	372.00
7/22/2025	Auto Draft	Doorking Inc. Inv # 2542289	187.80
		50700 - Telephone - Entry Gates - DKS Cellular Subscription	187.80
7/22/2025	Check 2792	Tustin Lock and Safe Inv # TLS0445	301.06
		70600 - Common Area: Maintenance - Landrum Inc. - Lock Svc Call	301.06
7/22/2025	Check 2793	Relentless Land Care Inv # 18076	250.00
		60800 - Irrigation: Repairs / Maintenance - Irrigation Repairs	250.00
7/22/2025	Check 2794	South Coast Fire Protection Inc Inv # BGK132956	100.73
		71400 - Fire Safety - Fire Ext Svc Call	100.73
7/22/2025	Check 2795	LaBarre and Oksnee Insurance Agency, Inc Inv # 91726	27,331.71
		81200 - Insurance - Insurance	27,331.71

South Coast Shores Homeowners Association

Cash Disbursement - 7/31/2025

Date	CheckNo	Description	Amount
7/22/2025	Check 2796	Cal Sparkle Pool Inc Inv # 5/76921	298.10
		55100 - Pool / Spa: Service Contract - Monthly Pool Svc	298.10
7/23/2025	Check 2797	Blue Balance Pool and Janitorial service Inc Inv # 55632	358.00
		55100 - Pool / Spa: Service Contract - July Pro-rated - New Vendor	358.00
7/23/2025	Check 2797	Blue Balance Pool and Janitorial service Inc Inv # 55671	22.00
		55300 - Pool / Spa: Supplies - Water Proof Container	22.00
7/23/2025	Check 2798	Relentless Land Care Inv # 18091	650.00
		60200 - Landscape: Extras - 1905 W West wind - Tree Removal	650.00
7/23/2025	Check 2798	Relentless Land Care Inv # 18096	662.00
		60800 - Irrigation: Repairs / Maintenance - 1909 Bay Crest - Irrigation	662.00
Total			86,027.07

10310 - Comerica Bank

7/21/2025	Auto Draft	Comerica Bank - Quarterly Bank Fee	25.00
		80600 - Bank Charges - Comerica Bank	25.00
Total			25.00

14100 - Pacific Premier Bank MMA

7/9/2025	Check 263	City Service Paving Inv # 96158-BM	23,400.00
		33600 - General Reserves - City Service Contracting Inc. - Courtyard Pmt #1	23,400.00
Total			23,400.00

South Coast Shores Homeowners Association

GL Trial Balance For 7/1/2025 - 7/31/2025

			Beginning Balance	Current Debit	Credit	Ending Balance
10100 - Pacific Premier Bank Op x0834			217,466.14	85,638.80	97,211.87	205,893.07
Date		Description	Debit	Credit	Type	
07/01/2025	Batched	eCheck	2,000.00	-	Owner Payment	
07/01/2025	Batched	Credit Distribution	5,610.00	5,610.00	Credit Distribution	
07/01/2025		20250616 - Franchise Tax Board - State Tax	-	419.00	Invoice	
07/01/2025		5395512 - Optimum Professional Property Management (OPPM) - Management Fee	-	3,324.00	Invoice	
07/01/2025		20250616 - Financial Agent, Federal Tax Deposit Processing - Federal Tax Payment	-	1,198.00	Invoice	
07/01/2025	Batched	Check	800.00	-	Owner Payment	
07/02/2025	Batched	Credit Distribution	3,600.00	3,600.00	Credit Distribution	
07/02/2025		Credit Card	400.00	-	Owner Payment	
07/02/2025	Batched	Check	4,400.00	-	Owner Payment	
07/03/2025	Batched	eCheck	800.00	-	Owner Payment	
07/03/2025	Batched	Check	3,200.00	-	Owner Payment	
07/04/2025		eCheck	400.00	-	Owner Payment	
07/05/2025		Credit Card	402.00	-	Owner Payment	
07/05/2025	Batched	eCheck	1,200.00	-	Owner Payment	
07/05/2025	Batched	ACH	38,790.00	-	Owner Payment	
07/06/2025		Credit Card	400.00	-	Owner Payment	
07/07/2025		20250627 - SoCal Gas - Monthly Gas Bill	-	915.67	Invoice	
07/07/2025	Batched	Check	1,600.00	-	Owner Payment	
07/08/2025	Batched	Credit Card	402.00	-	Owner Payment	
07/08/2025	Batched	Check	3,600.00	-	Owner Payment	
07/09/2025		17951 - Relentless Land Care - New Tree - 3718 Sea Cliff	-	1,425.00	Invoice	
07/09/2025		17928 - Relentless Land Care - Plant Fill - Pool Area	-	180.00	Invoice	
07/09/2025		Electricity992 - SCE - Monthly electric	-	4,548.82	Invoice	
07/09/2025		17896 - Relentless Land Care - Remove Bender Board 1906 w wind	-	120.00	Invoice	
07/09/2025		17944 - Relentless Land Care - 1909 Wakeham - Remove dead Plant	-	495.00	Invoice	
07/09/2025		165532 - Tri-county Lighting Services Corp - XN5253804 - 1911 W West Wind lighting repair	-	683.94	Invoice	
07/09/2025		17950 - Relentless Land Care - 3615 Ocean Crest - Roses	-	120.00	Invoice	
07/09/2025		17943 - Relentless Land Care - 3711 Ocean Crest - Add Soil	-	475.00	Invoice	
07/09/2025		17942 - Relentless Land Care - Grub Control - 1924 W West Wind	-	480.00	Invoice	
07/09/2025		17913 - Relentless Land Care - Irrigation	-	165.00	Invoice	
07/09/2025		17897 - Relentless Land Care - Irrigation - 1924 W West Wind	-	425.00	Invoice	
07/09/2025		17949 - Relentless Land Care - Irrigation - 2019 W West Wind	-	798.00	Invoice	
07/09/2025		17962 - Relentless Land Care - Irrigation - 3701 Sea Cliff	-	147.00	Invoice	
07/09/2025		17945 - Relentless Land Care - Irrigation - 3727 Sea Cliff	-	210.00	Invoice	

South Coast Shores Homeowners Association

GL Trial Balance For 7/1/2025 - 7/31/2025

		Beginning Balance	Current Debit	Credit	Ending Balance
10100 - Pacific Premier Bank Op x0834		217,466.14	85,638.80	97,211.87	205,893.07
Date	Description	Debit	Credit	Type	
07/09/2025	17912 - Relentless Land Care - irrigation 1912 W wind	-	70.00	Invoice	
07/09/2025	17893 - Relentless Land Care - Irrigation Repair - 3701 Sea Cliff	-	1,500.00	Invoice	
07/09/2025	17901 - Relentless Land Care - Irrigation Repair - 3718 Sea Breeze	-	660.00	Invoice	
07/09/2025	17703 - Relentless Land Care - Irrigation Repair - 3723 Ocean Crest	-	62.00	Invoice	
07/09/2025	Batched Check	2,000.00	-	Owner Payment	
07/09/2025	17707 - Relentless Land Care - Irrigation Repairs 1924 w wind	-	58.00	Invoice	
07/09/2025	17948 - Relentless Land Care - Main Line - 3718 Sea Breeze	-	1,300.00	Invoice	
07/09/2025	17700 - Relentless Land Care - Main Line Repair 1925 w wind	-	660.00	Invoice	
07/09/2025	17854 - Relentless Land Care - Monthly Landscape Maint	-	15,752.58	Invoice	
07/09/2025	17855 - Relentless Land Care - Monthly Sweeping Svc	-	1,318.75	Invoice	
07/09/2025	129911 - Patrol Masters Security Services, Inc. - Monthly Patrol Svc	-	1,167.47	Invoice	
07/09/2025	17946 - Relentless Land Care - 1902 Bay Crst - Spray Grass	-	50.00	Invoice	
07/09/2025	1006380 - Newport Exterminating Inc. - Monthly Rodent Control	-	300.00	Invoice	
07/09/2025	5/76601 - Cal Sparkle Pool Inc - Site Visit - Spa Heat	-	440.50	Invoice	
07/09/2025	2499770 - Doorking Inc. - June Gate Entry	-	207.80	Invoice	
07/09/2025	20250624 - City of Santa Ana - Monthly Water	-	476.18	Invoice	
07/09/2025	5/76306 - Cal Sparkle Pool Inc - Monthly Pool Svc	-	775.00	Invoice	
07/10/2025	Check	400.00	-	Owner Payment	
07/11/2025	Batched Check	1,600.00	-	Owner Payment	
07/14/2025	Check	400.00	-	Owner Payment	
07/15/2025	eCheck	400.00	-	Owner Payment	
07/15/2025	4115 - Tri-Star Construction And Rest - 2023 Summerwind - Trash Enclosure Repair	-	980.00	Invoice	
07/15/2025	28494 - Water Systems Maintenance, Inc. - Clean Baskets and Lube Circ Pump	-	312.50	Invoice	
07/15/2025	51900 - Optimum Janitorial Services - Monthly Janitorial Svc	-	1,197.00	Invoice	
07/15/2025	51984 - Optimum Professional Property Management (OPPM) - Printing/Mailing/Supplies	-	254.82	Invoice	
07/15/2025	20250630 - Orange County Water District - Monthly Water from 1.1.25 to 6.30.25	-	1,376.00	Invoice	
07/15/2025	51984 - Optimum Professional Property Management (OPPM) - Misc. Administration	-	476.00	Invoice	
07/15/2025	51984 - Optimum Professional Property Management (OPPM) - Collection Fees	-	20.00	Invoice	
07/15/2025	51900 - Optimum Janitorial Services - Janitorial: Supplies/Extras	-	185.00	Invoice	
07/15/2025	206914 - C.G. Systems, LLC - Gate Repair/maintenance	-	339.44	Invoice	
07/16/2025	Transfer to Pacific Premier Bank MMA	-	11,250.00	Transfer	
07/17/2025	Batched eCheck	410.00	-	Owner Payment	

South Coast Shores Homeowners Association

GL Trial Balance For 7/1/2025 - 7/31/2025

		Beginning Balance	Current		Ending Balance
			Debit	Credit	
10100 - Pacific Premier Bank Op x0834		217,466.14	85,638.80	97,211.87	205,893.07
Date	Description	Debit	Credit	Type	
07/17/2025	Check	400.00	-	Owner Payment	
07/17/2025	ACH Plan	400.00	-	Owner Payment	
07/18/2025	20250701 - Community Association Insurance Solutions, LLC - Crime and Excess Crime	-	372.00	Invoice	
07/18/2025	Check	400.00	-	Owner Payment	
07/20/2025	eCheck	400.00	-	Owner Payment	
07/22/2025	BGK132956 - South Coast Fire Protection Inc - Fire Ext Svc Call	-	100.73	Invoice	
07/22/2025	2542289 - Doorking Inc. - DKS Cellular Subscription	-	187.80	Invoice	
07/22/2025	18076 - Relentless Land Care - Irrigation Repairs	-	250.00	Invoice	
07/22/2025	91726 - LaBarre and Oksnee Insurance Agency, Inc - Insurance	-	27,331.71	Invoice	
07/22/2025	TLS0445 - Landrum Inc. - Lock Svc Call	-	301.06	Invoice	
07/22/2025	5/76921 - Cal Sparkle Pool Inc - Monthly Pool Svc	-	298.10	Invoice	
07/23/2025	18091 - Relentless Land Care - 1905 W West wind - Tree Removal	-	650.00	Invoice	
07/23/2025	18096 - Relentless Land Care - 1909 Bay Crest - Irrigation	-	662.00	Invoice	
07/23/2025	55671 - Blue Balance Pool and Janitorial service Inc - Water Proof Container	-	22.00	Invoice	
07/23/2025	55632 - Blue Balance Pool and Janitorial service Inc - July Pro-rated - New Vendor	-	358.00	Invoice	
07/24/2025	Credit Card	400.00	-	Owner Payment	
07/24/2025	Batched Check	850.00	-	Owner Payment	
07/25/2025	Batched Credit Distribution	150.00	150.00	Credit Distribution	
07/27/2025	eCheck	400.00	-	Owner Payment	
07/28/2025	Batched Check	2,400.00	-	Owner Payment	
07/29/2025	eCheck	400.00	-	Owner Payment	
07/30/2025	eCheck	400.00	-	Owner Payment	
07/30/2025	Batched Check	2,400.00	-	Owner Payment	
07/31/2025	20250616 - Financial Agent, Federal Tax Deposit Processing - Federal Tax Payment	1,198.00	-	Invoice	
07/31/2025	20250616 - Franchise Tax Board - State Tax	419.00	-	Invoice	
07/31/2025	eCheck	400.00	-	Owner Payment	
07/31/2025	2499770 - Doorking Inc. - June Gate Entry	207.80	-	Invoice	
07/31/2025	Batched Check	1,600.00	-	Owner Payment	
10310 - Comerica Op x0425		1,721.06	0.22	25.00	1,696.28
Date	Description	Debit	Credit	Type	
07/01/2025	July Interest	.22	-	GL Entry	
07/21/2025	Comerica Bank	-	25.00	Invoice	

South Coast Shores Homeowners Association

GL Trial Balance For 7/1/2025 - 7/31/2025

	Beginning Balance	Current		Ending Balance
		Debit	Credit	
10704 - Comerica - Clear Fork Bank Mat. 08-28-25 4.3% 6 Months	74,000.00	-	-	74,000.00

Date	Description		Debit	Credit	Type
11150 - Accounts Receivable		1,659.41	73,855.55	73,304.46	2,210.50

Date	Description	Debit	Credit	Type
07/01/2025	Batched Late Interest	4.55	-	Owner Charge
07/01/2025	Batched Monthly Assessment	73,200.00	-	Owner Charge
07/01/2025	Batched eCheck	-	1,600.00	Owner Payment
07/01/2025	Batched Credit Distribution	-	5,610.00	Credit Distribution
07/01/2025	Batched Check	-	800.00	Owner Payment
07/02/2025	Batched Credit Distribution	-	3,600.00	Credit Distribution
07/02/2025	Credit Card	-	400.00	Owner Payment
07/02/2025	Batched Check	-	4,400.00	Owner Payment
07/03/2025	Batched eCheck	-	800.00	Owner Payment
07/03/2025	Batched Check	-	3,200.00	Owner Payment
07/04/2025	eCheck	-	400.00	Owner Payment
07/05/2025	Credit Card	-	402.00	Owner Payment
07/05/2025	Batched eCheck	-	1,200.00	Owner Payment
07/05/2025	Batched ACH	-	38,790.00	Owner Payment
07/06/2025	Credit Card	-	400.00	Owner Payment
07/07/2025	Batched Check	-	1,600.00	Owner Payment
07/08/2025	Batched Check	-	3,200.00	Owner Payment
07/08/2025	Batched Credit Card	-	400.00	Owner Payment
07/08/2025	Adjustment Ownership Transfer	-	400.00	Adjustment
07/09/2025	Batched Check	-	2,000.00	Owner Payment
07/10/2025	Check	-	400.00	Owner Payment
07/11/2025	Batched Check	-	1,600.00	Owner Payment
07/16/2025	Batched Late Fee	50.00	-	Owner Charge
07/17/2025	Adjustment Courtesy Fee Waiver	-	10.00	Adjustment
07/17/2025	Batched eCheck	-	410.00	Owner Payment
07/17/2025	Check	-	400.00	Owner Payment
07/17/2025	ACH Plan	-	400.00	Owner Payment
07/18/2025	Check	-	400.00	Owner Payment
07/23/2025	Collection Fee - Intent to Lien Processing	150.00	-	Owner Charge
07/24/2025	Batched Clubhouse Rental	450.00	-	Owner Charge
07/24/2025	Batched Check	-	300.00	Owner Payment
07/24/2025	Adjustment Reverse Late Fee	-	10.00	Adjustment
07/25/2025	Credit Distribution	-	150.00	Credit Distribution

South Coast Shores Homeowners Association

GL Trial Balance For 7/1/2025 - 7/31/2025

			Beginning Balance	Current Debit	Credit	Ending Balance
11150 - Accounts Receivable			1,659.41	73,855.55	73,304.46	2,210.50
Date		Description		Debit	Credit	Type
07/28/2025	Batched	Adjustment Reverse Late Fee / Interest Fee		-	21.46	Adjustment
07/29/2025	Batched	Credit Distribution		1.00	1.00	Credit Distribution
11190 - Less Allowance For Past Due Accts			-766.17	-	-	-766.17
Date		Description		Debit	Credit	Type
14100 - Pacific Premier Bank MMA x1195			184,810.69	11,302.86	23,400.00	172,713.55
Date		Description		Debit	Credit	Type
07/09/2025		96158-BM - City Service Contracting Inc. - Courtyard Pmt #1		-	23,400.00	Invoice
07/16/2025		Transfer from Pacific Premier Bank Op		11,250.00	-	Transfer
07/31/2025		July Interest		52.86	-	GL Entry
14200 - FCB MMA x2212			60,453.29	8.73	-	60,462.02
Date		Description		Debit	Credit	Type
07/01/2025		July Interest		8.73	-	GL Entry
14300 - Banc of CA MMA x5433 - Deposits Next Month			125,811.12	-	-	125,811.12
Date		Description		Debit	Credit	Type
15050 - First Foundation x7973 Mat.03-01-2026 3.440 % 13mths			171,502.66	586.52	-	172,089.18
Date		Description		Debit	Credit	Type
07/01/2025		July Interest		586.52	-	GL Entry
15055 - Alliance x2689 Mat. 08-17-2025 4.4% 11mths			105,084.67	373.13	-	105,457.80
Date		Description		Debit	Credit	Type
07/16/2025		July Interest		373.13	-	GL Entry
15070 - First Foundation x7797 Mat. 12-14-2025 4.16% 13mths			104,311.16	357.25	-	104,668.41
Date		Description		Debit	Credit	Type

South Coast Shores Homeowners Association

GL Trial Balance For 7/1/2025 - 7/31/2025

		Beginning Balance	Current		Ending Balance
			Debit	Credit	
15070 - First Foundation x7797 Mat. 12-14-2025 4.16% 13mths		104,311.16	357.25	-	104,668.41
Date	Description		Debit	Credit	Type
07/01/2025	July Interest		357.25	-	GL Entry
15097 - First Foundation x5354 Mat. 03-17-2026 3.92% 9mths		57,088.20	181.05	-	57,269.25
Date	Description		Debit	Credit	Type
07/01/2025	July Interest		181.05	-	GL Entry
20200 - Accrued Expenses		-15.00	-	-	-15.00
Date	Description		Debit	Credit	Type
21120 - Deposits: Clubhouse		-925.00	-	-	-925.00
Date	Description		Debit	Credit	Type
21500 - Prepaid Assessments		-10,389.30	9,360.00	10,952.00	-11,981.30
Date	Description		Debit	Credit	Type
07/01/2025	eCheck		-	400.00	Owner Payment
07/01/2025	Batched Credit Distribution		5,610.00	-	Credit Distribution
07/02/2025	Batched Credit Distribution		3,600.00	-	Credit Distribution
07/08/2025	Credit Card		-	2.00	Owner Payment
07/08/2025	Check		-	400.00	Owner Payment
07/14/2025	Check		-	400.00	Owner Payment
07/15/2025	eCheck		-	400.00	Owner Payment
07/20/2025	eCheck		-	400.00	Owner Payment
07/24/2025	Credit Card		-	400.00	Owner Payment
07/24/2025	Batched Check		-	550.00	Owner Payment
07/25/2025	Credit Distribution		150.00	-	Credit Distribution
07/27/2025	eCheck		-	400.00	Owner Payment
07/28/2025	Batched Check		-	2,400.00	Owner Payment
07/29/2025	eCheck		-	400.00	Owner Payment
07/30/2025	eCheck		-	400.00	Owner Payment
07/30/2025	Batched Check		-	2,400.00	Owner Payment
07/31/2025	eCheck		-	400.00	Owner Payment
07/31/2025	Batched Check		-	1,600.00	Owner Payment

South Coast Shores Homeowners Association

GL Trial Balance For 7/1/2025 - 7/31/2025

		Beginning Balance	Current		Ending Balance
			Debit	Credit	
33600 - General Reserves		-809,061.79	23,400.00	11,250.00	-796,911.79
Date	Description		Debit	Credit	Type
07/09/2025	96158-BM - City Service Contracting Inc. - Courtyard Pmt #1		23,400.00	-	Invoice
07/16/2025	Monthly Reserve Contribution		-	11,250.00	GL Entry
38990 - Interest		0.00	-	1,559.54	-1,559.54
Date	Description		Debit	Credit	Type
07/01/2025	Batched July Interest		-	1,133.55	GL Entry
07/16/2025	July Interest		-	373.13	GL Entry
07/31/2025	July Interest		-	52.86	GL Entry
39900 - Prior Year Surplus (Deficit)		-282,751.14	-	-	-282,751.14
Date	Description		Debit	Credit	Type
40100 - Assessments		0.00	400.00	73,200.00	-72,800.00
Date	Description		Debit	Credit	Type
07/01/2025	Batched Monthly Assessment		-	73,200.00	Owner Charge
07/08/2025	Adjustment Ownership Transfer		400.00	-	Adjustment
40500 - Clubhouse Rental		0.00	-	450.00	-450.00
Date	Description		Debit	Credit	Type
07/24/2025	Batched Clubhouse Rental		-	450.00	Owner Charge
40600 - Collection Fees		0.00	-	150.00	-150.00
Date	Description		Debit	Credit	Type
07/23/2025	Collection Fee - Intent to Lien Processing		-	150.00	Owner Charge
40800 - Interest Charges		0.00	1.46	4.55	-3.09
Date	Description		Debit	Credit	Type
07/01/2025	Batched Late Interest		-	4.55	Owner Charge
07/28/2025	Adjustment Reverse Late Fee / Interest Fee		1.46	-	Adjustment
41000 - Late Charges		0.00	40.00	50.00	-10.00
Date	Description		Debit	Credit	Type

South Coast Shores Homeowners Association

GL Trial Balance For 7/1/2025 - 7/31/2025

			Beginning Balance	Current Debit	Credit	Ending Balance
41000 - Late Charges			0.00	40.00	50.00	-10.00
Date		Description	Debit	Credit		Type
07/16/2025	Batched	Late Fee	-	50.00		Owner Charge
07/17/2025		Adjustment Courtesy Fee Waiver	10.00	-		Adjustment
07/24/2025		Adjustment Reverse Late Fee	10.00	-		Adjustment
07/28/2025		Adjustment Reverse Late Fee / Interest Fee	20.00	-		Adjustment
44010 - Interest Income			0.00	-	1,559.76	-1,559.76
Date		Description	Debit	Credit		Type
07/01/2025	Batched	July Interest	-	1,133.77		GL Entry
07/16/2025		July Interest	-	373.13		GL Entry
07/31/2025		July Interest	-	52.86		GL Entry
50200 - Electricity			0.00	4,548.82	-	4,548.82
Date		Description	Debit	Credit		Type
07/09/2025		Electricity992 - SCE - Monthly electric	4,548.82	-		Invoice
50300 - Gas			0.00	915.67	-	915.67
Date		Description	Debit	Credit		Type
07/07/2025		20250627 - SoCal Gas - Monthly Gas Bill	915.67	-		Invoice
50700 - Telephone - Entry Gates			0.00	395.60	207.80	187.80
Date		Description	Debit	Credit		Type
07/09/2025		2499770 - Doorking Inc. - June Gate Entry	207.80	-		Invoice
07/22/2025		2542289 - Doorking Inc. - DKS Cellular Subscription	187.80	-		Invoice
07/31/2025		2499770 - Doorking Inc. - June Gate Entry	-	207.80		Invoice
50800 - Water			0.00	1,852.18	-	1,852.18
Date		Description	Debit	Credit		Type
07/09/2025		20250624 - City of Santa Ana - Monthly Water	476.18	-		Invoice
07/15/2025		20250630 - Orange County Water District - Monthly Water from 1.1.25 to 6.30.25	1,376.00	-		Invoice
55100 - Pool / Spa: Service Contract			0.00	1,431.10	-	1,431.10
Date		Description	Debit	Credit		Type

South Coast Shores Homeowners Association

GL Trial Balance For 7/1/2025 - 7/31/2025

		Beginning Balance	Current Debit	Credit	Ending Balance
55100 - Pool / Spa: Service Contract		0.00	1,431.10	-	1,431.10
Date	Description	Debit	Credit	Type	
07/09/2025	5/76306 - Cal Sparkle Pool Inc - Monthly Pool Svc	775.00	-	Invoice	
07/22/2025	5/76921 - Cal Sparkle Pool Inc - Monthly Pool Svc	298.10	-	Invoice	
07/23/2025	55632 - Blue Balance Pool and Janitorial service Inc - July Pro-rated - New Vendor	358.00	-	Invoice	
55300 - Pool / Spa: Supplies		0.00	462.50	-	462.50
Date	Description	Debit	Credit	Type	
07/09/2025	5/76601 - Cal Sparkle Pool Inc - Site Visit - Spa Heat	440.50	-	Invoice	
07/23/2025	55671 - Blue Balance Pool and Janitorial service Inc - Water Proof Container	22.00	-	Invoice	
60100 - Landscape: Service Contract		0.00	15,752.58	-	15,752.58
Date	Description	Debit	Credit	Type	
07/09/2025	17854 - Relentless Land Care - Monthly Landscape Maint	15,752.58	-	Invoice	
60200 - Landscape: Extras		0.00	3,995.00	-	3,995.00
Date	Description	Debit	Credit	Type	
07/09/2025	17942 - Relentless Land Care - Grub Control - 1924 W West Wind	480.00	-	Invoice	
07/09/2025	17951 - Relentless Land Care - New Tree - 3718 Sea Cliff	1,425.00	-	Invoice	
07/09/2025	17928 - Relentless Land Care - Plant Fill - Pool Area	180.00	-	Invoice	
07/09/2025	17896 - Relentless Land Care - Remove Bender Board 1906 w wind	120.00	-	Invoice	
07/09/2025	17950 - Relentless Land Care - 3615 Ocean Crest - Roses	120.00	-	Invoice	
07/09/2025	17943 - Relentless Land Care - 3711 Ocean Crest - Add Soil	475.00	-	Invoice	
07/09/2025	17944 - Relentless Land Care - 1909 Wakeham - Remove dead Plant	495.00	-	Invoice	
07/09/2025	17946 - Relentless Land Care - 1902 Bay Crst - Spray Grass	50.00	-	Invoice	
07/23/2025	18091 - Relentless Land Care - 1905 W West wind - Tree Removal	650.00	-	Invoice	
60800 - Irrigation: Repairs / Maintenance		0.00	6,967.00	-	6,967.00
Date	Description	Debit	Credit	Type	
07/09/2025	17707 - Relentless Land Care - Irrigation Repairs 1924 w wind	58.00	-	Invoice	
07/09/2025	17948 - Relentless Land Care - Main Line - 3718 Sea Breeze	1,300.00	-	Invoice	
07/09/2025	17700 - Relentless Land Care - Main Line Repair 1925 w wind	660.00	-	Invoice	
07/09/2025	17912 - Relentless Land Care - irrigation 1912 W wind	70.00	-	Invoice	
07/09/2025	17893 - Relentless Land Care - Irrigation Repair - 3701 Sea Cliff	1,500.00	-	Invoice	

South Coast Shores Homeowners Association

GL Trial Balance For 7/1/2025 - 7/31/2025

		Beginning Balance	Current Debit	Credit	Ending Balance
60800 - Irrigation: Repairs / Maintenance		0.00	6,967.00	-	6,967.00
Date	Description	Debit	Credit	Type	
07/09/2025	17901 - Relentless Land Care - Irrigation Repair - 3718 Sea Breeze	660.00	-	Invoice	
07/09/2025	17703 - Relentless Land Care - Irrigation Repair - 3723 Ocean Crest	62.00	-	Invoice	
07/09/2025	17949 - Relentless Land Care - Irrigation - 2019 W West Wind	798.00	-	Invoice	
07/09/2025	17962 - Relentless Land Care - Irrigation - 3701 Sea Cliff	147.00	-	Invoice	
07/09/2025	17945 - Relentless Land Care - Irrigation - 3727 Sea Cliff	210.00	-	Invoice	
07/09/2025	17897 - Relentless Land Care - Irrigation - 1924 W West Wind	425.00	-	Invoice	
07/09/2025	17913 - Relentless Land Care - Irrigation	165.00	-	Invoice	
07/22/2025	18076 - Relentless Land Care - Irrigation Repairs	250.00	-	Invoice	
07/23/2025	18096 - Relentless Land Care - 1909 Bay Crest - Irrigation	662.00	-	Invoice	
70100 - Access Gate Repairs		0.00	339.44	-	339.44
Date	Description	Debit	Credit	Type	
07/15/2025	206914 - C.G. Systems, LLC - Gate Repair/maintenance	339.44	-	Invoice	
70600 - Common Area: Maintenance		0.00	1,281.06	-	1,281.06
Date	Description	Debit	Credit	Type	
07/15/2025	4115 - Tri-Star Construction And Rest - 2023 Summerwind - Trash Enclosure Repair	980.00	-	Invoice	
07/22/2025	TLS0445 - Landrum Inc. - Lock Srvc Call	301.06	-	Invoice	
71400 - Fire Safety		0.00	100.73	-	100.73
Date	Description	Debit	Credit	Type	
07/22/2025	BGK132956 - South Coast Fire Protection Inc - Fire Ext Srvc Call	100.73	-	Invoice	
72500 - Janitorial: Service Contract		0.00	1,197.00	-	1,197.00
Date	Description	Debit	Credit	Type	
07/15/2025	51900 - Optimum Janitorial Services - Monthly Janitorial Svc	1,197.00	-	Invoice	
72600 - Janitorial: Supplies/Extras		0.00	185.00	-	185.00
Date	Description	Debit	Credit	Type	
07/15/2025	51900 - Optimum Janitorial Services - Janitorial: Supplies/Extras	185.00	-	Invoice	

South Coast Shores Homeowners Association

GL Trial Balance For 7/1/2025 - 7/31/2025

		Beginning Balance	Current Debit	Credit	Ending Balance
72900 - Lighting: Repairs / Supplies		0.00	683.94	-	683.94
Date	Description	Debit	Credit	Type	
07/09/2025	165532 - Tri-county Lighting Services Corp - XN5253804 - 1911 W West Wind lighting repair	683.94	-	Invoice	
73200 - Patrol Service		0.00	1,167.47	-	1,167.47
Date	Description	Debit	Credit	Type	
07/09/2025	129911 - Patrol Masters Security Services, Inc. - Monthly Patrol Svc	1,167.47	-	Invoice	
73300 - Pest & Rodent Control: Contract		0.00	300.00	-	300.00
Date	Description	Debit	Credit	Type	
07/09/2025	1006380 - Newport Exterminating Inc. - Monthly Rodent Control	300.00	-	Invoice	
74600 - Street Sweeping		0.00	1,318.75	-	1,318.75
Date	Description	Debit	Credit	Type	
07/09/2025	17855 - Relentless Land Care - Monthly Sweeping Svc	1,318.75	-	Invoice	
74915 - Waterscape Maintenance		0.00	312.50	-	312.50
Date	Description	Debit	Credit	Type	
07/15/2025	28494 - Water Systems Maintenance, Inc. - Clean Baskets and Lube Circ Pump	312.50	-	Invoice	
80600 - Bank Charges		0.00	25.00	-	25.00
Date	Description	Debit	Credit	Type	
07/21/2025	Comerica Bank	25.00	-	Invoice	
80700 - Collection Expenses		0.00	20.00	-	20.00
Date	Description	Debit	Credit	Type	
07/15/2025	51984 - Optimum Professional Property Management (OPPM) - Collection Fees	20.00	-	Invoice	
81200 - Insurance		0.00	27,703.71	-	27,703.71
Date	Description	Debit	Credit	Type	
07/18/2025	20250701 - Community Association Insurance Solutions, LLC - Crime and Excess Crime	372.00	-	Invoice	

South Coast Shores Homeowners Association

GL Trial Balance For 7/1/2025 - 7/31/2025

		Beginning Balance	Current Debit	Credit	Ending Balance
81200 - Insurance		0.00	27,703.71	-	27,703.71
Date	Description	Debit	Credit	Type	
07/22/2025	91726 - LaBarre and Oksnee Insurance Agency, Inc - Insurance	27,331.71	-	Invoice	
82600 - Printing / Mailing / Supplies		0.00	254.82	-	254.82
Date	Description	Debit	Credit	Type	
07/15/2025	51984 - Optimum Professional Property Management (OPPM) - Printing/Mailing/Supplies	254.82	-	Invoice	
82700 - Professional Management: Contract		0.00	3,324.00	-	3,324.00
Date	Description	Debit	Credit	Type	
07/01/2025	5395512 - Optimum Professional Property Management (OPPM) - Management Fee	3,324.00	-	Invoice	
82800 - Miscellaneous Administration		0.00	476.00	-	476.00
Date	Description	Debit	Credit	Type	
07/15/2025	51984 - Optimum Professional Property Management (OPPM) - Misc. Administration	476.00	-	Invoice	
83100 - Tax: Federal		0.00	1,198.00	1,198.00	0.00
Date	Description	Debit	Credit	Type	
07/01/2025	20250616 - Financial Agent, Federal Tax Deposit Processing - Federal Tax Payment	1,198.00	-	Invoice	
07/31/2025	20250616 - Financial Agent, Federal Tax Deposit Processing - Federal Tax Payment	-	1,198.00	Invoice	
83200 - Tax: State		0.00	419.00	419.00	0.00
Date	Description	Debit	Credit	Type	
07/01/2025	20250616 - Franchise Tax Board - State Tax	419.00	-	Invoice	
07/31/2025	20250616 - Franchise Tax Board - State Tax	-	419.00	Invoice	
93600 - General Reserves		0.00	11,250.00	-	11,250.00
Date	Description	Debit	Credit	Type	
07/16/2025	Monthly Reserve Contribution	11,250.00	-	GL Entry	

South Coast Shores Homeowners Association

GL Trial Balance For 7/1/2025 - 7/31/2025

			Current			
			Beginning Balance	Debit	Credit	Ending Balance
98990 - Interest			0.00	1,559.54	-	1,559.54
Date		Description		Debit	Credit	Type
07/01/2025	Batched	July Interest		1,133.55	-	GL Entry
07/16/2025		July Interest		373.13	-	GL Entry
07/31/2025		July Interest		52.86	-	GL Entry
Net Total			0.00	294,941.98	294,941.98	0.00

South Coast Shores Homeowners Association

Bank Account Reconciliation for Period 7/31/2025

Reconciliation Summary

Bank Account	Bank Bal.	Uncleared Items	Adj. Balance	Book Balance	Status
Pacific Premier Bank Op	226,574.46	-20,681.39	205,893.07	205,893.07	Balanced
Alliance Association Bank	105,457.80	0.00	105,457.80	105,457.80	Balanced
Banc of California	125,811.12	0.00	125,811.12	125,811.12	Balanced
Comerica Bank	1,696.28	0.00	1,696.28	1,696.28	Balanced
First Foundation Bank	172,089.18	0.00	172,089.18	172,089.18	Balanced
First Foundation Bank	104,668.41	0.00	104,668.41	104,668.41	Balanced
First Foundation	57,269.25	0.00	57,269.25	57,269.25	Balanced
FCB MMA	60,462.02	0.00	60,462.02	60,462.02	Balanced
Pacific Premier Bank MMA	172,713.55	0.00	172,713.55	172,713.55	Balanced

Unreconciled Items

Date	Description	Check No	Amount
Pacific Premier Bank Op			
6/9/2025	Relentless Land Care	2770	-1,100.00
6/9/2025	Relentless Land Care	2770	-249.00
6/9/2025	Relentless Land Care	2770	-257.00
6/9/2025	Relentless Land Care	2770	-120.00
6/9/2025	Relentless Land Care	2770	-210.00
6/9/2025	Relentless Land Care	2770	-1,322.00
6/9/2025	Relentless Land Care	2770	-180.00
6/9/2025	Relentless Land Care	2770	-186.00
6/9/2025	Relentless Land Care	2770	-485.00
6/9/2025	Relentless Land Care	2770	-1,318.75
6/9/2025	Relentless Land Care	2770	-15,752.58
7/22/2025	Tustin Lock and Safe	2792	-301.06
7/30/2025	Acct: 99254461 eCheck		400.00
7/31/2025	Acct: 99245537 eCheck		400.00
Total Pacific Premier Bank Op			-20,681.39

Reconciled Items

South Coast Shores Homeowners Association

Bank Account Reconciliation for Period 7/31/2025

Date	Description	Check No	Amount
Pacific Premier Bank Op			
6/29/2025	Acct: 99245992 eCheck		400.00
6/30/2025	Acct: 99245537 eCheck		400.00
7/1/2025	Acct: 99224387 eCheck		400.00
7/1/2025	Acct: 99224351 eCheck		400.00
7/1/2025	Acct: 99227232 eCheck		400.00
7/1/2025	Acct: 99224362 eCheck		400.00
7/1/2025	Acct: 99224471 eCheck		400.00
7/1/2025	Lockbox - Klik ACH		400.00
7/1/2025	Lockbox - Klik Check		400.00
7/2/2025	Acct: 99224376 CC		400.00
7/2/2025	Lockbox - Klik ACH		4,000.00
7/2/2025	Lockbox - Klik Check		400.00
7/3/2025	Acct: 99247274 eCheck		400.00
7/3/2025	Acct: 99224357 eCheck		400.00
7/3/2025	Lockbox - Klik Check		2,000.00
7/3/2025	Lockbox - Klik ACH		1,200.00
7/4/2025	Acct: 99237859 eCheck		400.00
7/5/2025	Acct: 99224414 ACH	ACH	400.00
7/5/2025	Acct: 99257933 ACH	ACH	400.00
7/5/2025	Acct: 99224416 ACH	ACH	400.00
7/5/2025	Acct: 99259054 ACH	ACH	400.00
7/5/2025	Acct: 99224417 ACH	ACH	400.00
7/5/2025	Acct: 99259309 ACH	ACH	400.00
7/5/2025	Acct: 99224421 ACH	ACH	400.00
7/5/2025	Acct: 99224423 ACH	ACH	400.00
7/5/2025	Acct: 99224426 ACH	ACH	400.00
7/5/2025	Acct: 99224428 ACH	ACH	400.00
7/5/2025	Acct: 99224434 ACH	ACH	400.00
7/5/2025	Acct: 99224435 ACH	ACH	400.00
7/5/2025	Acct: 99224440 ACH	ACH	400.00
7/5/2025	Acct: 99224443 ACH	ACH	400.00
7/5/2025	Acct: 99224445 ACH	ACH	400.00
7/5/2025	Acct: 99224448 ACH	ACH	400.00
7/5/2025	Acct: 99224449 ACH	ACH	400.00
7/5/2025	Acct: 99224453 ACH	ACH	400.00
7/5/2025	Acct: 99224463 ACH	ACH	400.00
7/5/2025	Acct: 99224468 ACH	ACH	400.00
7/5/2025	Acct: 99224473 ACH	ACH	400.00
7/5/2025	Acct: 99224478 ACH	ACH	400.00

South Coast Shores Homeowners Association

Bank Account Reconciliation for Period 7/31/2025

Date	Description	Check No	Amount
7/5/2025	Acct: 99224487 ACH	ACH	400.00
7/5/2025	Acct: 99224273 ACH	ACH	400.00
7/5/2025	Acct: 99224491 ACH	ACH	400.00
7/5/2025	Acct: 99224284 ACH	ACH	400.00
7/5/2025	Acct: 99224492 ACH	ACH	400.00
7/5/2025	Acct: 99224290 ACH	ACH	400.00
7/5/2025	Acct: 99224497 ACH	ACH	400.00
7/5/2025	Acct: 99224296 ACH	ACH	400.00
7/5/2025	Acct: 99224500 ACH	ACH	400.00
7/5/2025	Acct: 99224512 ACH	ACH	400.00
7/5/2025	Acct: 99224300 ACH	ACH	400.00
7/5/2025	Acct: 99224517 ACH	ACH	400.00
7/5/2025	Acct: 99224308 ACH	ACH	400.00
7/5/2025	Acct: 99224524 ACH	ACH	400.00
7/5/2025	Acct: 99224319 ACH	ACH	400.00
7/5/2025	Acct: 99224531 ACH	ACH	390.00
7/5/2025	Acct: 99224323 ACH	ACH	400.00
7/5/2025	Acct: 99224533 ACH	ACH	400.00
7/5/2025	Acct: 99224330 ACH	ACH	400.00
7/5/2025	Acct: 99224543 ACH	ACH	400.00
7/5/2025	Acct: 99224335 ACH	ACH	400.00
7/5/2025	Acct: 99224548 ACH	ACH	400.00
7/5/2025	Acct: 99224336 ACH	ACH	400.00
7/5/2025	Acct: 99224549 ACH	ACH	400.00
7/5/2025	Acct: 99224349 ACH	ACH	400.00
7/5/2025	Acct: 99224563 ACH	ACH	400.00
7/5/2025	Acct: 99224358 ACH	ACH	400.00
7/5/2025	Acct: 99224569 ACH	ACH	400.00
7/5/2025	Acct: 99224363 ACH	ACH	400.00
7/5/2025	Acct: 99224574 ACH	ACH	400.00
7/5/2025	Acct: 99224370 ACH	ACH	400.00
7/5/2025	Acct: 99224575 ACH	ACH	400.00
7/5/2025	Acct: 99224372 ACH	ACH	400.00
7/5/2025	Acct: 99224579 ACH	ACH	400.00
7/5/2025	Acct: 99224378 ACH	ACH	400.00
7/5/2025	Acct: 99224589 ACH	ACH	400.00
7/5/2025	Acct: 99224380 ACH	ACH	400.00
7/5/2025	Acct: 99224592 ACH	ACH	400.00
7/5/2025	Acct: 99224384 ACH	ACH	400.00
7/5/2025	Acct: 99224595 ACH	ACH	400.00
7/5/2025	Acct: 99224386 ACH	ACH	400.00
7/5/2025	Acct: 99224599 ACH	ACH	400.00

South Coast Shores Homeowners Association

Bank Account Reconciliation for Period 7/31/2025

Date	Description	Check No	Amount
7/5/2025	Acct: 99224390 ACH	ACH	400.00
7/5/2025	Acct: 99224612 ACH	ACH	400.00
7/5/2025	Acct: 99224398 ACH	ACH	400.00
7/5/2025	Acct: 99224662 ACH	ACH	400.00
7/5/2025	Acct: 99224399 ACH	ACH	400.00
7/5/2025	Acct: 99224666 ACH	ACH	400.00
7/5/2025	Acct: 99224402 ACH	ACH	400.00
7/5/2025	Acct: 99225468 ACH	ACH	400.00
7/5/2025	Acct: 99224404 ACH	ACH	400.00
7/5/2025	Acct: 99225775 ACH	ACH	400.00
7/5/2025	Acct: 99224405 ACH	ACH	400.00
7/5/2025	Acct: 99225863 ACH	ACH	400.00
7/5/2025	Acct: 99224407 ACH	ACH	400.00
7/5/2025	Acct: 99225990 ACH	ACH	400.00
7/5/2025	Acct: 99224408 ACH	ACH	400.00
7/5/2025	Acct: 99227181 ACH	ACH	400.00
7/5/2025	Acct: 99224409 ACH	ACH	400.00
7/5/2025	Acct: 99224413 ACH	ACH	400.00
7/5/2025	Acct: 99227353 ACH	ACH	400.00
7/5/2025	Acct: 99229854 ACH	ACH	400.00
7/5/2025	Acct: 99230534 ACH	ACH	400.00
7/5/2025	Acct: 99232666 ACH	ACH	400.00
7/5/2025	Acct: 99233746 ACH	ACH	400.00
7/5/2025	Acct: 99236494 ACH	ACH	400.00
7/5/2025	Acct: 99239397 ACH	ACH	400.00
7/5/2025	Acct: 99241017 ACH	ACH	400.00
7/5/2025	Acct: 99242586 ACH	ACH	400.00
7/5/2025	Acct: 99246194 ACH	ACH	400.00
7/5/2025	Acct: 99250419 ACH	ACH	400.00
7/5/2025	Acct: 99252481 ACH	ACH	400.00
7/5/2025	Acct: 99254489 ACH	ACH	400.00
7/5/2025	Acct: 99254858 ACH	ACH	400.00
7/5/2025	Acct: 99257699 ACH	ACH	400.00
7/5/2025	Acct: 99228677 eCheck		400.00
7/5/2025	Acct: 99224306 eCheck		400.00
7/5/2025	Acct: 99261962 CC		402.00
7/5/2025	Acct: 99224383 eCheck		400.00
7/6/2025	Acct: 99224410 CC		400.00
7/7/2025	Lockbox - Klik ACH		1,600.00
7/8/2025	Acct: 99261962 CC		402.00
7/8/2025	Lockbox - Klik Check		1,600.00
7/8/2025	Lockbox - Klik ACH		2,000.00

South Coast Shores Homeowners Association

Bank Account Reconciliation for Period 7/31/2025

Date	Description	Check No	Amount
7/9/2025	Lockbox - Klik ACH		1,600.00
7/9/2025	Lockbox - Klik Check		400.00
7/10/2025	Lockbox - Klik Check		400.00
7/11/2025	Lockbox - Klik ACH		1,600.00
7/14/2025	Lockbox - Klik ACH		400.00
7/15/2025	Acct: 99224279 eCheck		400.00
7/17/2025	Acct: 99252880 ACH Plan	ACH	400.00
7/17/2025	Acct: 99224588 eCheck		410.00
7/17/2025	Lockbox - Klik Check		400.00
7/18/2025	Lockbox - Klik Check		400.00
7/20/2025	Acct: 99224429 eCheck		400.00
7/24/2025	Acct: 99262993 CC		400.00
7/24/2025	Lockbox - Klik Check		450.00
7/24/2025	Lockbox - Klik ACH		400.00
7/27/2025	Acct: 99230522 eCheck		400.00
7/28/2025	Lockbox - Klik Check		2,000.00
7/28/2025	Lockbox - Klik ACH		400.00
7/29/2025	Acct: 99245992 eCheck		400.00
7/30/2025	Lockbox - Klik Check		800.00
7/30/2025	Lockbox - Klik ACH		1,600.00
7/31/2025	Lockbox - Klik Check		1,200.00
7/31/2025	Lockbox - Klik ACH		400.00
6/18/2025	Relentless Land Care	2777	-655.00
6/18/2025	Relentless Land Care	2777	-662.00
6/18/2025	Relentless Land Care	2777	-444.00
6/18/2025	Enviro Flow, Inc	2778	-229.00
6/18/2025	Cal Sparkle Pool Inc	2781	-740.67
6/18/2025	Tri-county Lighting Services Corp	2782	-459.76
7/1/2025	Optimum Professional Property Management (OPPM)	ACH	-3,324.00
7/7/2025	SoCal Gas		-915.67
7/9/2025	Relentless Land Care	2784	-62.00
7/9/2025	Relentless Land Care	2784	-425.00
7/9/2025	Relentless Land Care	2784	-660.00
7/9/2025	Relentless Land Care	2784	-1,500.00
7/9/2025	Relentless Land Care	2784	-58.00
7/9/2025	Relentless Land Care	2784	-120.00
7/9/2025	Relentless Land Care	2784	-660.00
7/9/2025	Tri-county Lighting Services Corp	2785	-683.94
7/9/2025	Relentless Land Care	2784	-120.00
7/9/2025	Relentless Land Care	2784	-70.00
7/9/2025	Relentless Land Care	2784	-475.00
7/9/2025	Relentless Land Care	2784	-480.00

South Coast Shores Homeowners Association

Bank Account Reconciliation for Period 7/31/2025

Date	Description	Check No	Amount
7/9/2025	Relentless Land Care	2784	-165.00
7/9/2025	Relentless Land Care	2784	-495.00
7/9/2025	City of Santa Ana		-476.18
7/9/2025	Cal Sparkle Pool Inc	2786	-440.50
7/9/2025	Relentless Land Care	2784	-1,425.00
7/9/2025	Relentless Land Care	2784	-210.00
7/9/2025	Relentless Land Care	2784	-180.00
7/9/2025	Relentless Land Care	2784	-50.00
7/9/2025	Patrol Masters Security Services, Inc.	2787	-1,167.47
7/9/2025	Relentless Land Care	2784	-147.00
7/9/2025	Relentless Land Care	2784	-798.00
7/9/2025	Relentless Land Care	2784	-15,752.58
7/9/2025	Newport Exterminating	2788	-300.00
7/9/2025	Relentless Land Care	2784	-1,300.00
7/9/2025	Relentless Land Care	2784	-1,318.75
7/9/2025	Cal Sparkle Pool Inc	2786	-775.00
7/9/2025	SCE		-4,548.82
7/15/2025	California Gate & Entry Systems	ACH	-339.44
7/15/2025	Orange County Water District	2789	-1,376.00
7/15/2025	Optimum Professional Property Management (OPPM)	ACH	-750.82
7/15/2025	Water Systems Maintenance, Inc.	2790	-312.50
7/15/2025	Optimum Janitorial Services	ACH	-1,382.00
7/15/2025	Tri-Star Construction And Restoration Services, Inc	2791	-980.00
7/16/2025	Transfer to Pacific Premier Bank MMA		-11,250.00
7/18/2025	CAIS, LLC		-372.00
7/22/2025	Doorking Inc.		-187.80
7/22/2025	Relentless Land Care	2793	-250.00
7/22/2025	South Coast Fire Protection Inc	2794	-100.73
7/22/2025	LaBarre and Oksnee Insurance Agency, Inc	2795	-27,331.71
7/22/2025	Cal Sparkle Pool Inc	2796	-298.10
7/23/2025	Blue Balance Pool and Janitorial service Inc	2797	-358.00
7/23/2025	Relentless Land Care	2798	-650.00
7/23/2025	Blue Balance Pool and Janitorial service Inc	2797	-22.00
7/23/2025	Relentless Land Care	2798	-662.00

Total Pacific Premier Bank Op -14,462.44

Alliance Association Bank

7/16/2025	July Interest		373.13
-----------	---------------	--	--------

Total Alliance Association Bank 373.13

South Coast Shores Homeowners Association

Bank Account Reconciliation for Period 7/31/2025

Date	Description	Check No	Amount
Comerica Bank			
7/1/2025	July Interest		0.22
7/21/2025	Comerica Bank - Quarterly Bank Fee		-25.00
Total Comerica Bank			-24.78
FCB MMA			
7/1/2025	July Interest		8.73
Total FCB MMA			8.73
First Foundation			
7/1/2025	July Interest		181.05
Total First Foundation			181.05
First Foundation Bank			
7/1/2025	July Interest		586.52
7/1/2025	July Interest		357.25
Total First Foundation Bank			943.77
Pacific Premier Bank MMA			
7/16/2025	Transfer from Pacific Premier Bank Op		11,250.00
7/31/2025	July Interest		52.86
7/9/2025	City Service Paving	263	-23,400.00
Total Pacific Premier Bank MMA			-12,097.14



SOUTH COAST SHORES HOMEOWNERS
ASSOCIATION
OPTIMUM PROFESSIONAL PROPERTY
MANAGEMENT INC.
230 COMMERCE STE 250
IRVINE CA 92602-1338

Page 1 of 13
Branch 010
Account Number: 3121000834
Date 07/31/2025
EM

HOA NON INT CKG

Acct 3121000834

Summary of Activity Since Your Last Statement

Beginning Balance	7/01/25	241,036.90	
Deposits / Misc Credits	135	74,454.00	
Withdrawals / Misc Debits	28	88,916.44	
** Ending Balance	7/31/25	226,574.46	**
Service Charge		.00	
Enclosures		18	

Deposits and Credits

Date	Deposits	Withdrawals	Activity Description
7/01	400.00		9000005993/Catch CR EPSB51QI eKlik
7/01	800.00		PayLease.com/Settlement 000024324843630 Optimum Property Manag
7/01	400.00		HOA LOCKBOX DEPOSIT
7/02	2,000.00		PayLease.com/Settlement 000024347480630 Optimum Property Manag
7/02	4,000.00		9000005993/Catch CR EPTPW79V eKlik
7/02	400.00		HOA LOCKBOX DEPOSIT
7/03	400.00		PAYLEASE.COM/CREDIT 432422824 Optimum Property Manag
7/03	1,200.00		9000005993/Catch CR EPW1X3LP eKlik
7/03	2,000.00		HOA LOCKBOX DEPOSIT
7/07	400.00		PayLease.com/Settlement 000024383239426 Optimum Property Manag
7/07	1,600.00		9000005993/Catch CR EPXFCB0X eKlik
7/08	390.00		SOUTH COAST SHOR/OwnerDraft 099224531 SOUTH COAST SHOR
7/08	400.00		SOUTH COAST SHOR/OwnerDraft 099224421 SOUTH COAST SHOR
7/08	400.00		SOUTH COAST SHOR/OwnerDraft 099224448 SOUTH COAST SHOR
7/08	400.00		SOUTH COAST SHOR/OwnerDraft



SOUTH COAST SHORES HOMEOWNERS
ASSOCIATION
OPTIMUM PROFESSIONAL PROPERTY
MANAGEMENT INC.
230 COMMERCE STE 250
IRVINE CA 92602-1338

Page 2 of 13
Branch 010
Account Number: 3121000834
Date 07/31/2025

EM

Deposits and Credits

Date	Deposits	Withdrawals	Activity Description
7/08	400.00		099224512 SOUTH COAST SHOR SOUTH COAST SHOR/OwnerDraft
7/08	400.00		099224336 SOUTH COAST SHOR SOUTH COAST SHOR/OwnerDraft
7/08	400.00		099224574 SOUTH COAST SHOR SOUTH COAST SHOR/OwnerDraft
7/08	400.00		099224416 SOUTH COAST SHOR SOUTH COAST SHOR/OwnerDraft
7/08	400.00		099224549 SOUTH COAST SHOR SOUTH COAST SHOR/OwnerDraft
7/08	400.00		099224569 SOUTH COAST SHOR SOUTH COAST SHOR/OwnerDraft
7/08	400.00		099224284 SOUTH COAST SHOR SOUTH COAST SHOR/OwnerDraft
7/08	400.00		099224319 SOUTH COAST SHOR SOUTH COAST SHOR/OwnerDraft
7/08	400.00		099224548 SOUTH COAST SHOR SOUTH COAST SHOR/OwnerDraft
7/08	400.00		099224500 SOUTH COAST SHOR SOUTH COAST SHOR/OwnerDraft
7/08	400.00		099225990 SOUTH COAST SHOR SOUTH COAST SHOR/OwnerDraft
7/08	400.00		099254858 SOUTH COAST SHOR SOUTH COAST SHOR/OwnerDraft
7/08	400.00		099225468 SOUTH COAST SHOR SOUTH COAST SHOR/OwnerDraft
7/08	400.00		099224413 SOUTH COAST SHOR SOUTH COAST SHOR/OwnerDraft
7/08	400.00		099224666 SOUTH COAST SHOR SOUTH COAST SHOR/OwnerDraft
7/08	400.00		099224402 SOUTH COAST SHOR SOUTH COAST SHOR/OwnerDraft
7/08	400.00		099224478 SOUTH COAST SHOR SOUTH COAST SHOR/OwnerDraft
7/08	400.00		099224579 SOUTH COAST SHOR SOUTH COAST SHOR/OwnerDraft
7/08	400.00		099259054 SOUTH COAST SHOR SOUTH COAST SHOR/OwnerDraft
7/08	400.00		099224300 SOUTH COAST SHOR



SOUTH COAST SHORES HOMEOWNERS
ASSOCIATION
OPTIMUM PROFESSIONAL PROPERTY
MANAGEMENT INC.
230 COMMERCE STE 250
IRVINE CA 92602-1338

Page 3 of 13
Branch 010
Account Number: 3121000834
Date 07/31/2025

EM

Deposits and Credits

Date	Deposits	Withdrawals	Activity Description
7/08	400.00		SOUTH COAST SHOR/OwnerDraft 099224296 SOUTH COAST SHOR
7/08	400.00		SOUTH COAST SHOR/OwnerDraft 099224423 SOUTH COAST SHOR
7/08	400.00		SOUTH COAST SHOR/OwnerDraft 099224589 SOUTH COAST SHOR
7/08	400.00		SOUTH COAST SHOR/OwnerDraft 099224372 SOUTH COAST SHOR
7/08	400.00		SOUTH COAST SHOR/OwnerDraft 099224440 SOUTH COAST SHOR
7/08	400.00		SOUTH COAST SHOR/OwnerDraft 099224349 SOUTH COAST SHOR
7/08	400.00		SOUTH COAST SHOR/OwnerDraft 099224399 SOUTH COAST SHOR
7/08	400.00		SOUTH COAST SHOR/OwnerDraft 099236494 SOUTH COAST SHOR
7/08	400.00		SOUTH COAST SHOR/OwnerDraft 099250419 SOUTH COAST SHOR
7/08	400.00		SOUTH COAST SHOR/OwnerDraft 099224404 SOUTH COAST SHOR
7/08	400.00		SOUTH COAST SHOR/OwnerDraft 099241017 SOUTH COAST SHOR
7/08	400.00		SOUTH COAST SHOR/OwnerDraft 099242586 SOUTH COAST SHOR
7/08	400.00		SOUTH COAST SHOR/OwnerDraft 099224463 SOUTH COAST SHOR
7/08	400.00		SOUTH COAST SHOR/OwnerDraft 099224417 SOUTH COAST SHOR
7/08	400.00		SOUTH COAST SHOR/OwnerDraft 099224497 SOUTH COAST SHOR
7/08	400.00		SOUTH COAST SHOR/OwnerDraft 099224335 SOUTH COAST SHOR
7/08	400.00		SOUTH COAST SHOR/OwnerDraft 099224524 SOUTH COAST SHOR
7/08	400.00		SOUTH COAST SHOR/OwnerDraft 099224449 SOUTH COAST SHOR
7/08	400.00		SOUTH COAST SHOR/OwnerDraft 099227181 SOUTH COAST SHOR
7/08	400.00		SOUTH COAST SHOR/OwnerDraft



SOUTH COAST SHORES HOMEOWNERS
ASSOCIATION
OPTIMUM PROFESSIONAL PROPERTY
MANAGEMENT INC.
230 COMMERCE STE 250
IRVINE CA 92602-1338

Page 4 of 13
Branch 010
Account Number: 3121000834
Date 07/31/2025
EM

Deposits and Credits

Date	Deposits	Withdrawals	Activity Description
7/08	400.00		099229854 SOUTH COAST SHOR SOUTH COAST SHOR/OwnerDraft
7/08	400.00		099246194 SOUTH COAST SHOR SOUTH COAST SHOR/OwnerDraft
7/08	400.00		099227353 SOUTH COAST SHOR SOUTH COAST SHOR/OwnerDraft
7/08	400.00		099254489 SOUTH COAST SHOR SOUTH COAST SHOR/OwnerDraft
7/08	400.00		099224398 SOUTH COAST SHOR SOUTH COAST SHOR/OwnerDraft
7/08	400.00		099257933 SOUTH COAST SHOR SOUTH COAST SHOR/OwnerDraft
7/08	400.00		099224563 SOUTH COAST SHOR SOUTH COAST SHOR/OwnerDraft
7/08	400.00		099224378 SOUTH COAST SHOR SOUTH COAST SHOR/OwnerDraft
7/08	400.00		099224435 SOUTH COAST SHOR SOUTH COAST SHOR/OwnerDraft
7/08	400.00		099224443 SOUTH COAST SHOR SOUTH COAST SHOR/OwnerDraft
7/08	400.00		099224533 SOUTH COAST SHOR SOUTH COAST SHOR/OwnerDraft
7/08	400.00		099224434 SOUTH COAST SHOR SOUTH COAST SHOR/OwnerDraft
7/08	400.00		099224290 SOUTH COAST SHOR SOUTH COAST SHOR/OwnerDraft
7/08	400.00		099224575 SOUTH COAST SHOR SOUTH COAST SHOR/OwnerDraft
7/08	400.00		099225775 SOUTH COAST SHOR SOUTH COAST SHOR/OwnerDraft
7/08	400.00		099224612 SOUTH COAST SHOR SOUTH COAST SHOR/OwnerDraft
7/08	400.00		099224405 SOUTH COAST SHOR SOUTH COAST SHOR/OwnerDraft
7/08	400.00		099230534 SOUTH COAST SHOR SOUTH COAST SHOR/OwnerDraft
7/08	400.00		099225863 SOUTH COAST SHOR SOUTH COAST SHOR/OwnerDraft
7/08	400.00		099224273 SOUTH COAST SHOR



SOUTH COAST SHORES HOMEOWNERS
ASSOCIATION
OPTIMUM PROFESSIONAL PROPERTY
MANAGEMENT INC.
230 COMMERCE STE 250
IRVINE CA 92602-1338

Page 5 of 13
Branch 010
Account Number: 3121000834
Date 07/31/2025

EM

Deposits and Credits

Date	Deposits	Withdrawals	Activity Description
7/08	400.00		SOUTH COAST SHOR/OwnerDraft 099224380 SOUTH COAST SHOR
7/08	400.00		SOUTH COAST SHOR/OwnerDraft 099259309 SOUTH COAST SHOR
7/08	400.00		SOUTH COAST SHOR/OwnerDraft 099224428 SOUTH COAST SHOR
7/08	400.00		SOUTH COAST SHOR/OwnerDraft 099224414 SOUTH COAST SHOR
7/08	400.00		SOUTH COAST SHOR/OwnerDraft 099224308 SOUTH COAST SHOR
7/08	400.00		SOUTH COAST SHOR/OwnerDraft 099224468 SOUTH COAST SHOR
7/08	400.00		SOUTH COAST SHOR/OwnerDraft 099224370 SOUTH COAST SHOR
7/08	400.00		SOUTH COAST SHOR/OwnerDraft 099224473 SOUTH COAST SHOR
7/08	400.00		SOUTH COAST SHOR/OwnerDraft 099224363 SOUTH COAST SHOR
7/08	400.00		SOUTH COAST SHOR/OwnerDraft 099232666 SOUTH COAST SHOR
7/08	400.00		SOUTH COAST SHOR/OwnerDraft 099233746 SOUTH COAST SHOR
7/08	400.00		SOUTH COAST SHOR/OwnerDraft 099224599 SOUTH COAST SHOR
7/08	400.00		SOUTH COAST SHOR/OwnerDraft 099224407 SOUTH COAST SHOR
7/08	400.00		SOUTH COAST SHOR/OwnerDraft 099224390 SOUTH COAST SHOR
7/08	400.00		SOUTH COAST SHOR/OwnerDraft 099252481 SOUTH COAST SHOR
7/08	400.00		SOUTH COAST SHOR/OwnerDraft 099224408 SOUTH COAST SHOR
7/08	400.00		SOUTH COAST SHOR/OwnerDraft 099239397 SOUTH COAST SHOR
7/08	400.00		SOUTH COAST SHOR/OwnerDraft 099224426 SOUTH COAST SHOR
7/08	400.00		SOUTH COAST SHOR/OwnerDraft 099224517 SOUTH COAST SHOR
7/08	400.00		SOUTH COAST SHOR/OwnerDraft



SOUTH COAST SHORES HOMEOWNERS
ASSOCIATION
OPTIMUM PROFESSIONAL PROPERTY
MANAGEMENT INC.
230 COMMERCE STE 250
IRVINE CA 92602-1338

Page 6 of 13
Branch 010
Account Number: 3121000834
Date 07/31/2025

EM

Deposits and Credits

Date	Deposits	Withdrawals	Activity Description
7/08	400.00		099224358 SOUTH COAST SHOR SOUTH COAST SHOR/OwnerDraft
7/08	400.00		099224330 SOUTH COAST SHOR SOUTH COAST SHOR/OwnerDraft
7/08	400.00		099224491 SOUTH COAST SHOR SOUTH COAST SHOR/OwnerDraft
7/08	400.00		099224543 SOUTH COAST SHOR SOUTH COAST SHOR/OwnerDraft
7/08	400.00		099224492 SOUTH COAST SHOR SOUTH COAST SHOR/OwnerDraft
7/08	400.00		099224323 SOUTH COAST SHOR SOUTH COAST SHOR/OwnerDraft
7/08	400.00		099224445 SOUTH COAST SHOR SOUTH COAST SHOR/OwnerDraft
7/08	400.00		099224453 SOUTH COAST SHOR SOUTH COAST SHOR/OwnerDraft
7/08	400.00		099224487 SOUTH COAST SHOR SOUTH COAST SHOR/OwnerDraft
7/08	400.00		099224409 SOUTH COAST SHOR SOUTH COAST SHOR/OwnerDraft
7/08	400.00		099224592 SOUTH COAST SHOR SOUTH COAST SHOR/OwnerDraft
7/08	400.00		099224662 SOUTH COAST SHOR SOUTH COAST SHOR/OwnerDraft
7/08	400.00		099224384 SOUTH COAST SHOR SOUTH COAST SHOR/OwnerDraft
7/08	400.00		099257699 SOUTH COAST SHOR SOUTH COAST SHOR/OwnerDraft
7/08	400.00		099224386 SOUTH COAST SHOR SOUTH COAST SHOR/OwnerDraft
7/08	802.00		099224595 SOUTH COAST SHOR PAYLEASE.COM/CREDIT
7/08	2,000.00		433739494 Optimum Property Manag PayLease.com/Settlement
7/08	2,000.00		000024410199498 Optimum Property Manag 9000005993/Catch CR
7/08	1,600.00		EQ2WX5ZG eKlik HOA LOCKBOX DEPOSIT
7/09	402.00		PAYLEASE.COM/CREDIT



SOUTH COAST SHORES HOMEOWNERS
ASSOCIATION
OPTIMUM PROFESSIONAL PROPERTY
MANAGEMENT INC.
230 COMMERCE STE 250
IRVINE CA 92602-1338

Page 7 of 13
Branch 010
Account Number: 3121000834
Date 07/31/2025

EM

Deposits and Credits

Date	Deposits	Withdrawals	Activity Description
7/09	1,600.00		433925589 Optimum Property Manag 9000005993/Catch CR EQ4874ZE eKlik
7/09	400.00		HOA LOCKBOX DEPOSIT
7/10	400.00		HOA LOCKBOX DEPOSIT
7/11	1,600.00		9000005993/Catch CR EQ6ZXLMR eKlik
7/14	400.00		9000005993/Catch CR EQ8CD5GY eKlik
7/16	400.00		PayLease.com/Settlement 000024477765442 Optimum Property Manag
7/17	400.00		HOA LOCKBOX DEPOSIT
7/18	400.00		HOA LOCKBOX DEPOSIT
7/21	410.00		PayLease.com/Settlement 000024500836582 Optimum Property Manag
7/22	400.00		SOUTH COAST SHOR/OwnerDraft O99252880 SOUTH COAST SHOR
7/22	400.00		PayLease.com/Settlement 000024512016062 Optimum Property Manag
7/24	400.00		9000005993/Catch CR EQSSF7QV eKlik
7/24	450.00		HOA LOCKBOX DEPOSIT
7/25	400.00		PAYLEASE.COM/CREDIT 435096542 Optimum Property Manag
7/28	400.00		9000005993/Catch CR EQWJ84WE eKlik
7/28	2,000.00		HOA LOCKBOX DEPOSIT
7/29	400.00		PayLease.com/Settlement 000024556941918 Optimum Property Manag
7/30	400.00		PayLease.com/Settlement 000024570658598 Optimum Property Manag
7/30	1,600.00		9000005993/Catch CR ER1ZXN0G eKlik
7/30	800.00		HOA LOCKBOX DEPOSIT
7/31	400.00		9000005993/Catch CR ER3CFN6F eKlik
7/31	1,200.00		HOA LOCKBOX DEPOSIT



SOUTH COAST SHORES HOMEOWNERS
ASSOCIATION
OPTIMUM PROFESSIONAL PROPERTY
MANAGEMENT INC.
230 COMMERCE STE 250
IRVINE CA 92602-1338

Page 8 of 13
Branch 010
Account Number: 3121000834
Date 07/31/2025

EM

Withdrawals and Debits

Date	Deposits	Withdrawals	Activity Description
7/02		3,324.00	SOUTH COAST SHOR/Invoice X5395512 SOUTH COAST SHOR
7/09		915.67	SOCALGAS/SIMPLEPAY 109508170079065 SOUTH COAST SHORES
7/09		4,548.82	SO CAL EDISON CO/DIRECTPAY 700132505579 SOUTH COAST SHORES HOA
7/15		187.80	DOORKING, INC/DOORKING M121125827358 SOUTH COAST SHORES
7/16		11,250.00	DataVault Transfer to #1195
7/16		339.44	SOUTH COAST SHOR/Invoice X5450045 SOUTH COAST SHOR
7/16		476.18	CITY OF SANTAANA/UTILITY 8137671 SOUTH COAST SHORES *HO
7/16		750.82	SOUTH COAST SHOR/Invoice X5465468 SOUTH COAST SHOR
7/16		1,382.00	SOUTH COAST SHOR/Invoice X5462471 SOUTH COAST SHOR
7/21		372.00	CAIS Insurance/Insurance A2025FRO3K SOUTH COAST SHORES HOM

Checks in Check Number Order

Date	Check No	Amount	Date	Check No	Amount	Date	Check No	Amount
7/01	2777	1,761.00	7/15	2786	1,215.50	7/31	2793*	250.00
7/07	2778	229.00	7/15	2787	1,167.47	7/29	2794	100.73
7/01	2781*	740.67	7/18	2788	300.00	7/29	2795	27,331.71
7/07	2782	459.76	7/22	2789	1,376.00	7/25	2796	298.10
7/22	2784*	26,471.33	7/23	2790	312.50	7/29	2797	380.00
7/17	2785	683.94	7/23	2791	980.00	7/31	2798	1,312.00

* indicates a break in check number sequence

Daily Balance Summary

Date	Balance	Date	Balance	Date	Balance
7/01	240,135.23	7/10	290,651.98	7/18	276,098.83
7/02	243,211.23	7/11	292,251.98	7/21	276,136.83
7/03	246,811.23	7/14	292,651.98	7/22	249,089.50
7/07	248,122.47	7/15	290,081.21	7/23	247,797.00
7/08	293,314.47	7/16	276,282.77	7/24	248,647.00
7/09	290,251.98	7/17	275,998.83	7/25	248,748.90



SOUTH COAST SHORES HOMEOWNERS
ASSOCIATION
OPTIMUM PROFESSIONAL PROPERTY
MANAGEMENT INC.
230 COMMERCE STE 250
IRVINE CA 92602-1338

Page 9 of 13
Branch 010
Account Number: 3121000834
Date 07/31/2025
EM

Daily Balance Summary

Date	Balance	Date	Balance	Date	Balance
7/28	251,148.90	7/30	226,536.46		
7/29	223,736.46	7/31	226,574.46		



SOUTH COAST SHORES HOMEOWNERS
ASSOCIATION
OPTIMUM PROFESSIONAL PROPERTY
MANAGEMENT INC.
230 COMMERCE STE 250
IRVINE CA 92602-1338

Page 1 of 2
Branch 010
Account Number: 3122001195
Date 07/31/2025
EM

HOA MONEY MARKET

Acct 3122001195

Summary of Activity Since Your Last Statement

Beginning Balance	7/01/25	184,810.69
Deposits / Misc Credits	2	11,302.86
Withdrawals / Misc Debits	1	23,400.00
** Ending Balance	7/31/25	172,713.55 **
Service Charge		.00
Interest Paid Thru 7/31/25		52.86
Interest Paid Year To Date		364.00
Average Rate / Cycle Days		.35000 / 31
Enclosures		1

Deposits and Credits

Date	Deposits	Withdrawals	Activity Description
7/16	11,250.00		DataVault Transfer from #0834
7/31	52.86		INTEREST EARNED


Checks in Check Number Order

Date	Check No	Amount	Date	Check No	Amount	Date	Check No	Amount
7/15	263	23,400.00						

* indicates a break in check number sequence

Daily Balance Summary

Date	Balance	Date	Balance	Date	Balance
7/15	161,410.69	7/16	172,660.69	7/31	172,713.55



Your Ameriprise statement

for July 1, 2025 to July 31, 2025

PREPARED FOR SOUTH COAST SHORES HOMEOWNERS ASSOCIATION


Value of your investment accounts

	This month	This year
Beginning value	\$75,704.04	\$74,094.42
Net deposits & withdrawals	\$0.00	-\$0.01
Dividends, interest & income	\$0.22	\$1,716.90
Change in value	-\$15.38	-\$122.43
Ending value	\$75,688.88	\$75,688.88

Your asset allocation

Asset class	Value on Jul 31, 2025	Percent of assets
● Cash & cash investments*	\$75,688.88	100.0%
Total assets	\$75,688.88	100%

*Cash investments includes cash held inside pooled investments (e.g. mutual funds), as part of a manager's investment strategy, and is not directly accessible unless you sell some of that investment. For details visit ameriprise.com/allocation.



960220

Your personal advising team

Capital Reserve Group

A financial advisory practice of Ameriprise Financial Services, LLC

Cory J Matsumoto

611 Anton Blvd Ste 200

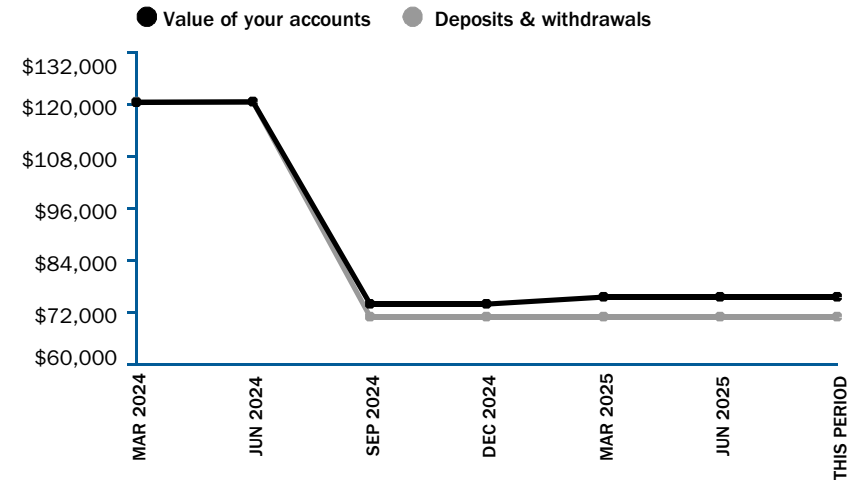
Costa Mesa, CA 92626-7002

714.435.3965

Cory.Matsumoto@comericafinancialadvisors.com

www.ameripriseadvisors.com/team/capital-reserve-group

Value of your investment accounts over time



This chart provides a five-year view of your account values. The black line shows the value of your accounts, while the gray line shows your net contributions (deposits less withdrawals).



Get all the details online at ameriprise.com. Click the Portfolio tab to find your latest account value, activity and asset allocation. Your Ameriprise financial advisor can help you understand how the stated account value shown here may differ from the amount you'd receive if you sold your assets (after any tax withholding, outstanding loans, pending transactions and potential fees).

Powered by
Ameriprise
Financial



Securities offered through Ameriprise Financial Services, LLC. Member FINRA/SIPC.

Ameriprise Brokerage Account

SOUTH COAST SHORES HOMEOWNERS | ASSOCIATION

Account #: 0000 3164 0425 0 133

Investment time frame: 1-3 years; Risk tolerance: Conservative; Investment objective: Capital Preservation; Liquidity needs: 7+ Years
See the Disclosures at the end of your statement for definitions of these suitability terms.

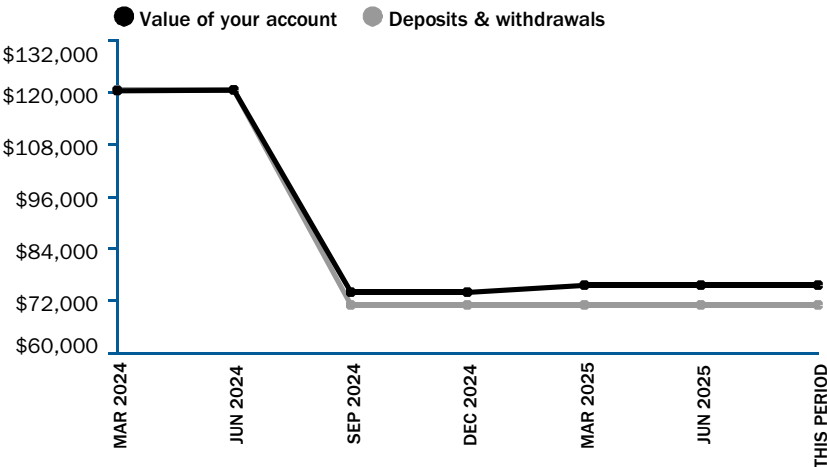
Value of your account

	This period	This year
Beginning value	\$75,704.04	\$74,094.42
Withdrawals		
Other withdrawals	\$0.00	-\$0.01
Income		
Interest	\$0.22	\$1,716.90
Change in value	-\$15.38	-\$122.43
Ending value	\$75,688.88	\$75,688.88
Accrued interest	\$1,342.55	

Summary of your holdings

Asset	Value of assets	Percent of account
Cash and equivalents	\$1,696.28	2.2%
Bonds, CDs and structured products	\$73,992.60	97.8%
Ending value	\$75,688.88	100.0%

Value of your account over time



Summary of your realized gains and losses

	This period	This year
Investment short term loss	\$0.00	-\$6.00

"Investment" includes all non-mutual fund security types with reportable gain/loss information.

Gain/Loss amounts are not a measure of investment return or performance. These amounts estimate the gain or loss on your securities and are provided for informational purposes only. For investment performance information please contact your financial advisor. For tax purposes, please consult your tax advisor. See the "Estimated Cost Basis footnote" section of this statement for more information.

Ameriprise Brokerage Account (continued)

Account #: 0000 3164 0425 0 133

Your holdings

				Ending value this period ⁷	Ending value last period	Net change this period	Estimated			
Description								Annual income	Yield	
Cash and equivalents										
Ameriprise Insured Money Market (AIMMA) ²				\$1,696.28				\$2.56	0.15%	
Ameriprise Bank FSB Minneapolis MN				\$1,696.28						
Total Cash and equivalents ⁵				\$1,696.28	\$1,721.06	-\$24.78		\$2.56		

Description	Symbol/ CUSIP	Quantity	X	Market price	Ending value this period ⁷	Ending value last period	Net change this period	Estimated			
								Total cost basis ¹	Unrealized gain/loss	Annual income	Yield
Bonds, CDs and structured products											
LESS THAN 1 YEAR											
CLEAR FORK BANK NA ALBANY TX CD FDIC #03067 IAM CPN 4.300% DUE 08/28/25 DTD 02/28/25 FC 08/28/2508/28/2025	184554BH5	74,000.000		\$99.9900	\$73,992.60/ \$1,342.55	\$73,982.98	\$9.62	\$74,000.92	-\$8.32	\$3,182.00	4.30%
Accrued interest: \$1,342.55											
Total account holdings					\$75,688.88	\$75,704.04	-\$15.16	\$74,000.92	-\$8.32	\$3,184.56	

¹ Total cost basis reflects the amount you have invested "out-of-pocket" over time plus any automatically reinvested earnings. Each time a new purchase or a sale is made, your Total cost basis is adjusted accordingly. Total cost basis is not a measure of your initial investment amount, but rather an estimate of the unrealized gain or loss on the securities you have purchased. Total cost basis amounts on your statement are provided for informational purposes only and may be incomplete or unavailable for some of your holdings at this time. For investment performance information contact your financial advisor. For tax preparation, please refer to your year-end tax package and consult your tax advisor.

² Ameriprise Insured Money Market Account (AIMMA) deposits are FDIC-insured with applicable limits when placed with program Banks, represent direct obligations of the program Banks, and are not covered by SIPC. AIMMA deposits placed in the Dreyfus money market mutual fund, if applicable, are not FDIC-insured, but rather are securities covered by SIPC. You may opt out of depositing your funds at listed program Banks as outlined in your Other Important Brokerage Disclosures.

⁵ Any balances held in AIMMA, ABISA or a money market mutual fund serving as your sweep account can be liquidated at your request and the proceeds held as cash in the account or remitted to you per your instructions. Annual percentage yield earned (APYE) and interest paid during the statement period are shown in your account activity.

⁷ Ending value amounts for Your holdings represent information posted as of trade date and thus may include transactions that have not settled as of the date of this statement. Total Value is derived from both assets held by the firm in your account, as well as assets held away which is reported for convenience purposes.

The MSRB provides disclosure and offering documents from municipal securities issuers online at www.emma.msrb.org. You can also find: pricing for municipal trades, interest rates, auction results, daily market statistics and educational material about municipal securities.

** Any ratings for municipal bonds are supplied by Standard & Poor's, a division of the McGraw-Hill Companies, Inc, an investment rating provider. Other rating services may rate this security differently. Lack of a rating by Standard & Poor's does not imply the security is not rated as it may be rated by other rating services.

See the Disclosures section of this statement for more information.

Ameriprise Brokerage Account (continued)

Account #: 0000 3164 0425 0 133

Your account activity

Date	Transaction	Description	Symbol/ CUSIP	Quantity	Price	Amount
Income						
07/31/2025	INTEREST	AMERIPRISE INSURED MONEY MARKET ACCOUNT 073125 1,696 APYE .15%				\$0.22
Fees						
07/21/2025	CHARGE	QTRLY MAINT FEE				-\$25.00
Other activity						
07/31/2025	INTEREST REINVEST	AMERIPRISE INSURED MONEY MARKET ACCOUNT				-\$0.22

An investment in money market funds is not insured or guaranteed by the Federal Deposit Insurance Corporation or any other government agency. Although the Fund seeks to maintain the value of your investment at \$1.00 per share, it is possible to lose money by investing in the Fund.

Your cash sweep activity

Date	Transaction	Description	Amount
07/21/2025	SALE	AMERIPRISE INSURED MONEY MARKET ACCOUNT	\$25.00

0731 I# 67S#3-4 #022096 MRDF# IA81S

Additional important disclosures

Throughout these disclosures, Ameriprise Financial Services, LLC, the introducing firm, and American Enterprise Investment Services, Inc., the clearing firm, are abbreviated as AFS and AEIS respectively. The affiliates RiverSource Life Insurance Co. and RiverSource Life Insurance Co. of New York are abbreviated as RVS.

Agreements and disclosures: You may access current versions of documents including agreements, disclosures and fee documentation governing brokerage and managed accounts on our website at ameriprise.com/disclosures.

Check deposits: Checks that should be made payable to AEIS include Ameriprise Brokerage, ONE Financial, Managed Accounts, 529 Plans and Variable Annuities. Checks that should be made payable to AFS include RiverSource Insurance and Annuities, Ameriprise Certificates, Financial Plans and checks for multiple products that do *not* include funds to be sent to Brokerage or a Managed Account. Checks for deposit to an Ameriprise Bank Account should be made payable to the account owner/client or Ameriprise Bank. Checks for deposit into RiverSource Life of New York accounts should be made payable to RiverSource Life of New York. Checks for RAVA 5 accounts that are transfer checks or additional payments should be made out to RiverSource Life Insurance Company. No checks or payments should be made payable to any advisor or their practice as these are not an affiliate or subsidiary of the firm.

Third Party Payments and Cost Reimbursement Services: AEIS performs certain services such as record keeping, administration and shareholder servicing support, applicable platform level eligibility and investment product due diligence, investment research, training and education, client telephonic and other servicing, and other support related functions, such as trading systems, asset allocation and performance reporting tools, and websites and mobile applications (collectively, "Cost Reimbursement Services"). AEIS receives a variety of these payments for Cost Reimbursement Services ("Cost Reimbursement Payments") from investment products sponsored or managed by affiliated investment advisers (e.g., Columbia Management Investment Advisers) and from unaffiliated product companies for investments you make as a result of our recommendations. Cost Reimbursement Payments are received at a higher percentage rate from certain mutual fund firms (described below as "Full Participation Firms"), which may create a conflict of interest or incentive if AFS promotes, or Ameriprise Financial advisors recommend, the mutual funds offered by a Full Participation Firm. These payments form a structure referred to as the Ameriprise Financial Mutual Fund Program. Cost Reimbursement Payments are not shared with your financial advisor. Cost Reimbursement Payments for marketing and sales support are also applicable to other investment product categories, such as annuities, insurance, UITs, actively managed ETFs, structured products and alternative investments, such as non-traded REITs/BDCs, hedge fund offerings, managed futures funds, private equity offerings, and real estate private placements. For additional information regarding the compensation amounts and practices of a particular mutual fund, please review all pertinent sales literature, statements of additional information prospectuses, accounts agreements, policies, contracts, and other offering documents, as well as ameriprise.com/guide.

Financial interest in products: AFS and its affiliates have a greater financial interest in the sales of products that they manufacture. AFS and its affiliates receive more revenue from the sale of some financial products and services, particularly those products and services sold under the Ameriprise, Columbia Threadneedle Investments and RVS brands, than for the sale of other products and services.

Suitability terms: Investment time frame is the expected period of time you plan to invest to achieve your current financial goal(s). Choices are: less than 1 year, 1-3 years, 4-7 years, 8-10 years and 11+ years. **Risk tolerance** describes your ability to bear the potential of your account losing value in exchange for the potential of higher returns. The higher your risk tolerance, the potential for substantial losses and gains increases. Choices are: Conservative, Moderately conservative, Moderate, Moderately aggressive, and Aggressive. **Investment objective** identifies your intent or planned purpose for the investment dollars in your account. Choices are: Growth, Growth with income, Income, Capital preservation, Speculation, Tax considerations, Education,

Estate planning, and Protection. **Liquidity needs** is the period of time from the present until you anticipate needing access to your investment dollars.

In case of errors or questions about your electronic transfers: Call us at 800.862.7919 or write us at Ameriprise Financial, 70100 Ameriprise Financial Center, Minneapolis, MN 55474, promptly if you think your statement or receipt is wrong or if you need more information about a transfer on the statement or receipt. We must hear from you no later than 60 days after we sent you the FIRST statement on which the error or problem appeared.

(1) Tell us: your name and account number (if any);

(2) Describe the error or the transfer you are unsure about, and explain as clearly as you can why you believe it is an error or why you need more information;

(3) Tell us the dollar amount of the suspected error.

We will investigate your complaint and will correct any error promptly. If we take more than 10 business days (or 20 business days for new accounts) to do this, we will credit your account for the amount you think is in error, so that you will have the use of the money during the time it takes us to complete our investigation. If we ask you to put your complaint or question in writing and we do not receive it within 10 business days, we may not credit your account. We may take up to 45 days to complete our investigation (90 days for transfers involving new accounts, point-of-sale, or foreign-initiated transactions). We will tell you the results within three business days after completing our investigation. If we determine that there was no error, we will send you a written explanation. You may ask for copies of the documents that we used in our investigation.

Non-traded real estate investment trust Distribution Reinvestment Plan (DRIP) customers: If you participate in the DRIP and you experience a material adverse change in your financial condition, promptly notify your financial advisor to discuss continued participation in the DRIP.

Callable securities: When we hold securities which are callable in part on your behalf, you will participate in the impartial lottery allocation system for the called securities in accordance with the provisions of the exchange on which they trade, and in compliance with industry rules. For further details about the allocation process please go to

www.ameriprise.com/content/files/AMP_CALLABLE-SECURITIES.PDF

"Covered" securities: A security is considered "covered" and subject to special basis and holding period tax reporting rules under these conditions: 1) Stock, including real estate investment trusts (REITs) acquired on or after Jan. 1, 2011, and not purchased under a dividend reinvestment program 2) Mutual funds and REITs/stocks in a dividend reinvestment program purchased on or after Jan. 1, 2012 (except money market funds) 3) Certain options and debt securities with less complex tax treatment purchased on or after Jan 1, 2014, and 4) Certain options and debt securities with more complex tax treatment purchased on or after Jan 1, 2016. Some securities are not "covered" by definition, see below. When a "covered" investment is sold, we will report the cost basis and holding period of the investment to you and the IRS (in addition to the already-required proceeds information). The cost basis information provided on this statement may not be used for tax reporting purposes. For tax reporting purposes, use the information provided on Form 1099-B, Proceeds from Broker and Barter Exchange Transactions, which will be sent early in the year following the tax year in which the investment was sold.

"Noncovered" securities: "Noncovered" is a term for those securities that are not subject to the required cost basis and holding period reporting described above. Ameriprise Financial provides cost basis and holding period information to clients, but not the IRS, for many "noncovered" securities including "noncovered" equities, mutual funds, exchange-traded funds (ETFs), exchange-traded notes (ETNs), business development corporations (BDCs), unit investment trusts (UITs), real estate investment trusts (REITs), debt instruments, and options acquired before the effective dates listed above. Certain other securities are currently excluded from the cost basis reporting rules, including money market funds, short-term debt instruments, real estate mortgage investments conduits (REMICS) and other mortgage-backed securities, partnerships, trusts, and prepaid forward contracts (including certain structured products). The cost basis information provided for "noncovered" securities may not include changes due to corporate actions (such as mergers, spin-offs, stock dividends or cash dividends in lieu of fractional shares), wash sales,

certain mutual fund adjustments, returns of capital, certain adjustments to fixed income securities (including early prepayment of principal, premium amortization, accrual of market discount or original issue discount), or transfers of existing positions into Ameriprise by new or existing clients. Ameriprise is not responsible for "noncovered" cost basis information, and will not verify cost basis information that is provided by someone else (including a client, an advisor or another entity, such as a broker) or is the result of a transfer between persons (including inheritance, gift, divorce, distributions from a trust, shares used to repay a loan, etc.). It also will not verify "noncovered" cost basis information obtained through corporate acquisitions by Ameriprise. For transactions related to any of these activities for "noncovered" shares, review your records and consult your tax advisor when preparing your tax return.

Free credit balance: In general, a free credit balance represents cash held in your brokerage or managed account that is payable upon your demand. We are not required to segregate or hold the funds separately. We may commingle your funds with our general funds or use the funds for our business. We may, but are not obligated to, pay you interest on any available free credit balances, and we may earn income from the balances as compensation for servicing your account. Please review our Other Important Brokerage Disclosure for more information.

Order Routing Policy and compensation for order handling: Some market centers or broker-dealers may execute orders at prices superior to the publicly quoted market. AEIS considers a number of factors in its decision process as to the exchanges and market centers to which it directs its customer orders for execution. These factors include but are not limited to: the speed of execution; the opportunity for price improvement; liquidity enhancement opportunities; trading characteristics of the particular individual security; and size of the order. AEIS currently does not receive payment for directing orders; however, AEIS reserves the right to receive remuneration for directing orders to a particular broker or dealer for execution. The source and amount of remuneration, if any, received by AEIS will be furnished upon written request. Payment for order flow is not a factor considered when routing orders. For more detailed information, please visit our Order Routing Report published quarterly on ameriprise.com. Please contact us at 800.862.7919 to obtain a printed copy of our Order Routing Report at no cost, or for further details regarding the routing of any specific order. The link to the SEC 606 Order Routing Report can be found at ameriprise.com/606.

Brokerage mutual fund purchases: When you purchase certain mutual funds at NAV, on selling your shares, you may pay a sales charge. For the charge and other fees, see the prospectus.

Equity Dividend Reinvestment Program (DRIP) customers: Transactions to purchase shares for the DRIP program, where offered, are executed on a riskless principal basis by AEIS. Details of your DRIP transactions are available on written request to AEIS.

Fractional Shares and Liquidation Process: Where your statement indicates a transaction that involved less than one full share of an equity, ETF, preferred or closed-end fund, as well as UITs ("Fractional Share"), AFS and AEIS sold and liquidated the Fractional Share(s) as a client-directed principal transaction on your behalf in accordance with the Ameriprise Brokerage Client Agreement and, if you have a Managed Account, per the liquidation process outlined in your Custom Advisory Relationship Agreement or the applicable Managed Account Client Agreement.

Assets held outside your brokerage account: Certain assets purchased through AFS are displayed on this statement as a courtesy to you, even though the assets are held at a third party, and not custodied in your brokerage account. These products may include but are not limited to annuities and insurance products, hedge fund offerings, private equity offerings, managed futures funds, exchange funds, real estate private placements, DST/TICs, and certain 529 plans. Ownership records for these products, valuation information, and SIPC coverage, if applicable, are the responsibility of the company holding the assets, and not AFS or AEIS.

The Value of your accounts over time on the first page of your statement reports the following information:

1) The ending value of your portfolio for applicable dates going back (up to) five years. The gray line shows the net value of your deposits and withdrawals, dating back (up to) five years. Note:

- The gray line does not reflect additions or surrenders for third-party annuities linked to your brokerage account prior to Jan. 1, 2017.
- The gray line does not reflect additions or surrenders from any whole life insurance policies.
- If your portfolio was established on Dec. 31, 2012 or earlier, the gray line starting point was your portfolio value on Jan. 1, 2013. The gray line shows your portfolio value on Jan. 1, 2013 PLUS additions since that time MINUS withdrawals since that time.

Activity for this period: transaction(s) that have not yet settled by the date of this statement will appear on your next statement.

Disclosure for persons without a financial advisor: Mutual funds can be purchased through AFS. For direct purchases AFS will retain all sales charges and 12b-1 fees.

SOUTH COAST SHORES HOMEOWNERS ASSOCIATION

This Page Intentionally Left Blank

Messages for you

2-Step Verification will be required for account access

To help protect your personal information and enhance your account security, 2-Step Verification will be turned on for all clients later this year. Choose your preferred method now.

- Log in to ameriprise.com and go to Profile and select Security Settings.
- Or log in to the Ameriprise app on your device and set that device as preferred for 2-Step Verification.

Why is 2-Step Verification being added to my account?

Passwords can be vulnerable to cyberattacks. Adding 2-Step Verification is one of the best ways to help prevent unauthorized access, even if your password is stolen or compromised. To learn more about 2-Step Verification, visit <https://www.ameriprise.com/customer-service/2-step-verification-faq>.

Important disclosures

Capital Reserve Group is a financial advisory practice of Ameriprise Financial Services, LLC.

Please review your statement carefully. Report any inaccuracies or discrepancies immediately to the appropriate legal entity outlined below. Any oral communication should be re-confirmed in writing to us to protect your rights, including your rights under the Securities Investor Protection Act. Please notify us promptly in writing of any change of address. In addition, should any material change occur in your investment objectives or financial situation, we request prompt notification to ensure we maintain the most up-to-date background and financial information.

These entities are wholly owned subsidiaries of Ameriprise Financial, Inc. All may be contacted at 800.862.7919 unless otherwise noted below.

American Enterprise Investment Services, Inc (AEIS), the clearing broker-dealer, member FINRA and SIPC, is responsible for the summary pages and each statement for brokerage or managed account products, including securities positions and free credit balances. Direct inquiries to 70400 Ameriprise Financial Center, Minneapolis, MN 55474. A financial statement for this organization is available for your personal inspection at its offices, or a copy of it will be mailed upon your written request.

Ameriprise Financial Services, LLC (AFS), the introducing broker-dealer, member FINRA and SIPC is responsible for Financial Planning Service product pages. Brokerage accounts, investment, and financial advisory services are introduced by and made available through AFS. Direct inquiries (including a problem with, or a complaint about your financial advisor, or unauthorized activity in your account(s)) to 70100 Ameriprise Financial Center, Minneapolis, MN 55474-0507.

Ameriprise Trust Company (ATC) is a passive custodian for tax qualified accounts including IRAs. ATC outsources all custody of IRA assets to the other regulated custodians.

Ameriprise Bank, FSB (Bank), Member FDIC, is responsible for banking products including deposit and lending accounts. Investment products are not insured by the FDIC, NCUA or any federal agency, are not deposits or obligations of, or guaranteed by any financial institution, and involve investment risks including possible loss of principal and fluctuation in value.

Ameriprise Certificate Company, the certificate product issuer, is responsible for Ameriprise Certificate Products and those products are distributed and serviced by AFS.

RiverSource Life Insurance Company and RiverSource Life Insurance Co. of New York (collectively RVS) are responsible for RiverSource insurance and annuity products. Direct inquiries to RiverSource Life Insurance Co. of NY to 800.541.2251.

Municipal securities: AEIS and AFS are registered with the U.S. Securities and Exchange Commission and the Municipal Securities Rulemaking Board (MSRB). The MSRB makes available at its website, www.msrb.org, an investor brochure, which describes the protections that may be provided by the MSRB, and how to file a complaint regarding municipal securities with the appropriate regulatory authority.

Not a Bank: AEIS, AFS, ATC, Ameriprise Certificate Company and RVS are not banks. Investment products are not insured by the FDIC, NCUA or any federal agency, are not deposits or obligations of, or guaranteed by any financial institution, and involve investment risks including possible loss of principal and fluctuations in value.

This document was delivered via U.S. Mail

This statement is eligible for online delivery.

Go to www.ameriprise.com/edelivery or scan the QR code to the right to get started.

Ameriprise online statements are available in color and archived for seven years.



Questions? We're here to help. 800.862.7919

For information on how to read your statement, please visit www.ameriprise.com/microsite/statement



Ameriprise Financial Services, LLC
70100 Ameriprise Financial Center | Minneapolis, MN 55474

SOUTH COAST SHORES HOMEOWNERS ASSOCIATION
230 COMMERCE STE 250
IRVINE CA 92602-1338



146981

P.O. Box 64084
 Phoenix, AZ 85082
 866-800-4656 (toll free)



7-31-25
 308631224

OPTIMUM PROFESSIONAL PROPERTY AGANT FOR
 SOUTH COAST SHORES HOMEOWNERS ASSOC
 RESERVE
 230 COMMERCE STE 250
 IRVINE CA 92602-1338

30863 122 4 MONEY MARKET ACCOUNT

Previous Balance	6-30-25	60,453.29
+Deposits/Credits		.00
-Checks/Debits		.00
-Service Charge		.00
+Interest Paid		8.73
Current Balance		60,462.02
Days in Statement Period	31	

* - - - - -INTEREST SUMMARY- - - - - *

Interest Earned From	7/01/25 To	7/31/25
Days in Period		31
Interest Earned		8.73
Annual Percentage Yield Earned		.17
Interest Paid this Year		65.88
Interest Withheld this Year		.00

* - - - - -DESCRIPTIVE TRANSACTIONS- - - - - *

Date	Description	Amount
7-31	Interest Pymt	8.73

* - - - - -DAILY BALANCE SUMMARY- - - - - *

Date	Balance	Date	Balance
6-30	60453.29	7-31	60462.02

* - - - - -OVERDRAFT CHARGES/REFUNDS SUMMARY - - - - - *

	This Cycle	YTD
Total returned item fees	.00	.00
Total overdraft fees	.00	.00

END OF STATEMENT

Account	6012025354	SOUTH COAST SHO		Branch	12
				Accr Thru	08/03/2025
				Balance	57,269.25
				Status	Active

Main

SOUTH COAST SHORES HOMEOWNERS ASSOCIATION
C/O OPTIMUM PROPERTY MGMT INC
230 COMMERCE, STE 250
IRVINE CA 92602

TIN 95 2930418

Date of Birth

Email kvos@optimumpm.com

Work Phone (714)508—9070

Additional

Interest Earn YTD 1,310.44

Interest Earn LYR 554.48

Earnings Term 1 Months

Next Earnings Date 08/17/2025

Maturity Term 9 Months

Next Maturity Date 03/17/2026

Interest Rate 3.9220

Earnings Compound

Anticipated Earnings 191.07

Current Balance 57,269.25

Accrued Earnings 110.87

Penalty 553.83

Proof/Memo 0.00

Redemption Amt 56,826.29

CIF Comments

Location	Not Applicable	Owner	Corporation
Type	180—364 Day CD	Account Type	HOA
Officer	E Sicat Soufi		
FDIC Eligibility	Eligible		

History View History

Date	Maint Date	Description	Amount	Balance	Reference	RBS Reference Account	TC	DC	Presented	Basis	Earnings Distr	Tran Date/Time
09/17/2024		Opening Deposit	45,300.00	45,300.00		12912073	0	100	09/17/2024	0.00	0.00	09/17/2024 5:15:25 PM
10/17/2024		Accr Earning Payment	182.05	45,482.05	Added to Acct		0	111		0.00	0.00	
11/17/2024		Accr Earning Payment	188.89	45,670.94	Added to Acct		0	111		0.00	0.00	
12/17/2024		Accr Earning Payment	183.54	45,854.48	Added to Acct		0	111		0.00	0.00	
01/17/2025		Accr Earning Payment	190.43	46,044.91	Added to Acct		0	111		0.00	0.00	
02/17/2025		Accr Earning Payment	191.22	46,236.13	Added to Acct		0	111		0.00	0.00	
03/17/2025		Accr Earning Payment	173.40	46,409.53	Added to Acct		0	111		0.00	0.00	
04/17/2025		Accr Earning Payment	192.74	46,602.27	Added to Acct		0	111		0.00	0.00	
05/17/2025		Accr Earning Payment	187.28	46,789.55	Added to Acct		0	111		0.00	0.00	
06/17/2025		Accr Earning Payment	194.32	46,983.87	Added to Acct		0	111		0.00	0.00	
06/17/2025		Rate Change	0.00	46,983.87	4.8800— 0.7500		0	60		0.00	0.00	
06/20/2025		Rate Change	0.00	46,983.87	0.7500— 3.9220		0	60		0.00	0.00	
06/20/2025		Accrued Credit Adj	12.25	46,983.87			0	178		0.00	0.00	06/20/2025 9:43:22 AM
06/20/2025		Deposit	10,104.33	57,088.20		12077973	0	101	06/20/2025	0.00	0.00	06/20/2025 12:35:03 PM
*07/17/2025		Accr Earning Payment	181.05	57,269.25	Added to Acct		0	111		0.00	0.00	

Account	6012017973	SOUTH COAST SHO	Branch	12
			Accr Thru	08/03/2025
			Balance	172,089.18
			Status	Active

Main

SOUTH COAST SHORES HOMEOWNERS ASSOCIATION C/O OPTIMUM PROPERTY MGMT INC 230 COMMERCE, STE 250 IRVINE CA 92602	TIN 95 2930418 Date of Birth Email kvos@optimumpm.com Work Phone (714)508-9070 Additional	Interest Earn YTD 4,360.73 Interest Earn LYR 5,719.78 Earnings Term 1 Months Next Earnings Date 08/31/2025 Maturity Term 9 Months Next Maturity Date 11/01/2025 Interest Rate 4.0200 Earnings Compound Anticipated Earnings 588.53 Current Balance 172,089.18 Accrued Earnings 75.83 Penalty 1,705.80 Proof/Memo 0.00 Redemption Amt 170,459.21
CIF Comments		
Location Not Applicable	Owner	Corporation
Type 180-364 Day CD	Account Type	HOA
Officer E Sicat Soufi		
FDIC Eligibility Eligible		

History View History

Date	Maint Date	Description	Amount	Balance	Reference	RBS	Reference Account	TC	DC	Presented	Basis	Earnings Distr	Tran Date/Time
12/01/2020		Opening Deposit	155,000.00	155,000.00		12167737	0	100		12/01/2020	0.00	0.00	12/01/2020 5:15:35 PM
01/01/2021		Accr Earning Payment	72.42	155,072.42	Added to Acct		0	111			0.00	0.00	
02/01/2021		Accr Earning Payment	72.45	155,144.87	Added to Acct		0	111			0.00	0.00	
03/01/2021		Accr Earning Payment	65.47	155,210.34	Added to Acct		0	111			0.00	0.00	
04/01/2021		Accr Earning Payment	72.52	155,282.86	Added to Acct		0	111			0.00	0.00	
05/01/2021		Accr Earning Payment	70.21	155,353.07	Added to Acct		0	111			0.00	0.00	
06/01/2021		Accr Earning Payment	72.59	155,425.66	Added to Acct		0	111			0.00	0.00	
07/01/2021		Accr Earning Payment	70.28	155,495.94	Added to Acct		0	111			0.00	0.00	
08/01/2021		Accr Earning Payment	72.65	155,568.59	Added to Acct		0	111			0.00	0.00	
09/01/2021		Accr Earning Payment	72.69	155,641.28	Added to Acct		0	111			0.00	0.00	
10/01/2021		Accr Earning Payment	70.37	155,711.65	Added to Acct		0	111			0.00	0.00	
11/01/2021		Accr Earning Payment	72.75	155,784.40	Added to Acct		0	111			0.00	0.00	
12/01/2021		Accr Earning Payment	70.44	155,854.84	Added to Acct		0	111			0.00	0.00	
12/01/2021		Rate Change	0.00	155,854.84	0.5500- 0.2000		0	60			0.00	0.00	
01/01/2022		Accr Earning Payment	26.48	155,881.32	Added to Acct		0	111			0.00	0.00	
02/01/2022		Accr Earning Payment	26.48	155,907.80	Added to Acct		0	111			0.00	0.00	
03/01/2022		Accr Earning Payment	23.92	155,931.72	Added to Acct		0	111			0.00	0.00	
04/01/2022		Accr Earning Payment	26.49	155,958.21	Added to Acct		0	111			0.00	0.00	
05/01/2022		Accr Earning Payment	25.64	155,983.85	Added to Acct		0	111			0.00	0.00	
06/01/2022		Accr Earning Payment	26.50	156,010.35	Added to Acct		0	111			0.00	0.00	
07/01/2022		Accr Earning Payment	25.65	156,036.00	Added to Acct		0	111			0.00	0.00	
08/01/2022		Accr Earning Payment	26.51	156,062.51	Added to Acct		0	111			0.00	0.00	
09/01/2022		Accr Earning Payment	26.51	156,089.02	Added to Acct		0	111			0.00	0.00	
10/01/2022		Accr Earning Payment	25.66	156,114.68	Added to Acct		0	111			0.00	0.00	
11/01/2022		Accr Earning Payment	26.52	156,141.20	Added to Acct		0	111			0.00	0.00	
12/01/2022		Accr Earning Payment	25.67	156,166.87	Added to Acct		0	111			0.00	0.00	
12/01/2022		Rate Change	0.00	156,166.87	0.2000- 1.0000		0	60			0.00	0.00	
12/02/2022		Rate Change	0.00	156,166.87	1.0000- 3.6800		0	60			0.00	0.00	
01/01/2023		Accr Earning Payment	477.33	156,644.20	Added to Acct		0	111			0.00	0.00	
02/01/2023		Accr Earning Payment	490.33	157,134.53	Added to Acct		0	111			0.00	0.00	
03/01/2023		Accr Earning Payment	444.20	157,578.73	Added to Acct		0	111			0.00	0.00	
04/01/2023		Accr Earning Payment	493.25	158,071.98	Added to Acct		0	111			0.00	0.00	
05/01/2023		Accr Earning Payment	478.81	158,550.79	Added to Acct		0	111			0.00	0.00	
06/01/2023		Accr Earning Payment	496.30	159,047.09	Added to Acct		0	111			0.00	0.00	
07/01/2023		Accr Earning Payment	481.77	159,528.86	Added to Acct		0	111			0.00	0.00	
08/01/2023		Accr Earning Payment	499.36	160,028.22	Added to Acct		0	111			0.00	0.00	
09/01/2023		Accr Earning Payment	500.92	160,529.14	Added to Acct		0	111			0.00	0.00	

10/01/2023	Accr Earning Payment	486.26	161,015.40	Added to Acct	0	111	0.00	0.00
11/01/2023	Accr Earning Payment	504.01	161,519.41	Added to Acct	0	111	0.00	0.00
12/01/2023	Accr Earning Payment	489.26	162,008.67	Added to Acct	0	111	0.00	0.00
01/01/2024	Accr Earning Payment	507.12	162,515.79	Added to Acct	0	111	0.00	0.00
01/01/2024	Rate Change	0.00	162,515.79	3.6800– 1.0000	0	60	0.00	0.00
01/01/2024	Rate Change	0.00	162,515.79	1.0000– 3.4400	0	60	0.00	0.00
02/01/2024	Accr Earning Payment	475.49	162,991.28	Added to Acct	0	111	0.00	0.00
03/01/2024	Accr Earning Payment	446.07	163,437.35	Added to Acct	0	111	0.00	0.00
04/01/2024	Accr Earning Payment	478.18	163,915.53	Added to Acct	0	111	0.00	0.00
05/01/2024	Accr Earning Payment	464.09	164,379.62	Added to Acct	0	111	0.00	0.00
06/01/2024	Accr Earning Payment	480.94	164,860.56	Added to Acct	0	111	0.00	0.00
07/01/2024	Accr Earning Payment	466.76	165,327.32	Added to Acct	0	111	0.00	0.00
08/01/2024	Accr Earning Payment	483.71	165,811.03	Added to Acct	0	111	0.00	0.00
09/01/2024	Accr Earning Payment	485.13	166,296.16	Added to Acct	0	111	0.00	0.00
10/01/2024	Accr Earning Payment	470.83	166,766.99	Added to Acct	0	111	0.00	0.00
11/01/2024	Accr Earning Payment	487.92	167,254.91	Added to Acct	0	111	0.00	0.00
12/01/2024	Accr Earning Payment	473.54	167,728.45	Added to Acct	0	111	0.00	0.00
01/01/2025	Accr Earning Payment	490.74	168,219.19	Added to Acct	0	111	0.00	0.00
02/01/2025	Accr Earning Payment	492.17	168,711.36	Added to Acct	0	111	0.00	0.00
02/01/2025	Rate Change	0.00	168,711.36	3.4400– 1.0000	0	60	0.00	0.00
02/04/2025	Rate Change	0.00	168,711.36	1.0000– 4.0200	0	60	0.00	0.00
02/04/2025	Accrued Credit Adj	41.88	168,711.36	Backdated int. 2/1/25–2/3/25	0	178	0.00	0.00 02/04/2025 5:01:56 PM
02/28/2025	Accr Earning Payment	502.41	169,213.77	Added to Acct	0	111	0.00	0.00
03/31/2025	Accr Earning Payment	578.69	169,792.46	Added to Acct	0	111	0.00	0.00
04/30/2025	Accr Earning Payment	561.91	170,354.37	Added to Acct	0	111	0.00	0.00
05/31/2025	Accr Earning Payment	582.59	170,936.96	Added to Acct	0	111	0.00	0.00
06/30/2025	Accr Earning Payment	565.70	171,502.66	Added to Acct	0	111	0.00	0.00
*07/31/2025	Accr Earning Payment	586.52	172,089.18	Added to Acct	0	111	0.00	0.00

Account	6012017797	SOUTH COAST SHO	Branch	12
			Accr Thru	08/03/2025
			Balance	104,668.41
			Status	Active

Main

SOUTH COAST SHORES HOMEOWNERS ASSOCIATION C/O OPTIMUM PROPERTY MGMT INC 230 COMMERCE, STE 250 IRVINE CA 92602	TIN 95 2930418 Date of Birth Email kvos@optimumpm.com Work Phone (714)508-9070 Additional	Interest Earn YTD 2,498.58 Interest Earn LYR 4,598.46 Earnings Term 1 Months Next Earnings Date 08/14/2025 Maturity Term 13 Months Next Maturity Date 12/14/2025 Interest Rate 4.1600 Earnings Compound Anticipated Earnings 370.44 Current Balance 104,668.41 Accrued Earnings 250.80 Penalty 2,147.28 Proof/Memo 0.00 Redemption Amt 102,771.93
CIF Comments		
Location Not Applicable	Owner Corporation	
Type 12-17 Month CD	Account Type HOA	
Officer E Sicat Soufi		
FDIC Eligibility Eligible		

History View History

Date	Maint Date	Description	Amount	Balance	Reference	RBS Reference Account	TC	DC	Presented	Basis	Earnings Distr	Tran Date/Time
10/14/2020		Opening Deposit	95,157.00	95,157.00		12539169	0	100	10/14/2020	0.00	0.00	10/14/2020 5:35:29 PM
11/14/2020		Accr Earning Payment	44.46	95,201.46	Added to Acct		0	111		0.00	0.00	
12/14/2020		Accr Earning Payment	43.05	95,244.51	Added to Acct		0	111		0.00	0.00	
01/14/2021		Accr Earning Payment	44.50	95,289.01	Added to Acct		0	111		0.00	0.00	
02/14/2021		Accr Earning Payment	44.52	95,333.53	Added to Acct		0	111		0.00	0.00	
03/14/2021		Accr Earning Payment	40.23	95,373.76	Added to Acct		0	111		0.00	0.00	
04/14/2021		Accr Earning Payment	44.56	95,418.32	Added to Acct		0	111		0.00	0.00	
05/14/2021		Accr Earning Payment	43.14	95,461.46	Added to Acct		0	111		0.00	0.00	
06/14/2021		Accr Earning Payment	44.60	95,506.06	Added to Acct		0	111		0.00	0.00	
07/14/2021		Accr Earning Payment	43.18	95,549.24	Added to Acct		0	111		0.00	0.00	
08/14/2021		Accr Earning Payment	44.64	95,593.88	Added to Acct		0	111		0.00	0.00	
09/14/2021		Accr Earning Payment	44.66	95,638.54	Added to Acct		0	111		0.00	0.00	
10/14/2021		Accr Earning Payment	43.24	95,681.78	Added to Acct		0	111		0.00	0.00	
10/14/2021		Rate Change	0.00	95,681.78	0.5500- 0.2000		0	60		0.00	0.00	
11/14/2021		Accr Earning Payment	16.25	95,698.03	Added to Acct		0	111		0.00	0.00	
12/14/2021		Accr Earning Payment	15.73	95,713.76	Added to Acct		0	111		0.00	0.00	
01/14/2022		Accr Earning Payment	16.26	95,730.02	Added to Acct		0	111		0.00	0.00	
02/14/2022		Accr Earning Payment	16.26	95,746.28	Added to Acct		0	111		0.00	0.00	
03/14/2022		Accr Earning Payment	14.69	95,760.97	Added to Acct		0	111		0.00	0.00	
04/14/2022		Accr Earning Payment	16.27	95,777.24	Added to Acct		0	111		0.00	0.00	
05/14/2022		Accr Earning Payment	15.75	95,792.99	Added to Acct		0	111		0.00	0.00	
06/14/2022		Accr Earning Payment	16.27	95,809.26	Added to Acct		0	111		0.00	0.00	
07/14/2022		Accr Earning Payment	15.75	95,825.01	Added to Acct		0	111		0.00	0.00	
08/14/2022		Accr Earning Payment	16.28	95,841.29	Added to Acct		0	111		0.00	0.00	
09/14/2022		Accr Earning Payment	16.28	95,857.57	Added to Acct		0	111		0.00	0.00	
10/14/2022		Accr Earning Payment	15.76	95,873.33	Added to Acct		0	111		0.00	0.00	
10/14/2022		Rate Change	0.00	95,873.33	0.2000- 1.0000		0	60		0.00	0.00	
11/14/2022		Accr Earning Payment	81.46	95,954.79	Added to Acct		0	111		0.00	0.00	
12/14/2022		Accr Earning Payment	78.90	96,033.69	Added to Acct		0	111		0.00	0.00	
01/14/2023		Accr Earning Payment	81.60	96,115.29	Added to Acct		0	111		0.00	0.00	
02/14/2023		Accr Earning Payment	81.67	96,196.96	Added to Acct		0	111		0.00	0.00	
03/14/2023		Accr Earning Payment	73.82	96,270.78	Added to Acct		0	111		0.00	0.00	
04/14/2023		Accr Earning Payment	81.80	96,352.58	Added to Acct		0	111		0.00	0.00	
05/14/2023		Accr Earning Payment	79.23	96,431.81	Added to Acct		0	111		0.00	0.00	
06/14/2023		Accr Earning Payment	81.93	96,513.74	Added to Acct		0	111		0.00	0.00	
07/14/2023		Accr Earning Payment	79.36	96,593.10	Added to Acct		0	111		0.00	0.00	
08/14/2023		Accr Earning Payment	82.07	96,675.17	Added to Acct		0	111		0.00	0.00	

09/14/2023	Accr Earning Payment	82.14	96,757.31	Added to Acct	0	111	0.00	0.00
10/14/2023	Accr Earning Payment	79.56	96,836.87	Added to Acct	0	111	0.00	0.00
10/16/2023	Rate Change	0.00	96,836.87	1.0000— 4.6410	0	60	0.00	0.00
11/14/2023	Accr Earning Payment	363.04	97,199.91	Added to Acct	0	111	0.00	0.00
12/14/2023	Accr Earning Payment	371.46	97,571.37	Added to Acct	0	111	0.00	0.00
01/14/2024	Accr Earning Payment	385.33	97,956.70	Added to Acct	0	111	0.00	0.00
02/14/2024	Accr Earning Payment	386.85	98,343.55	Added to Acct	0	111	0.00	0.00
03/14/2024	Accr Earning Payment	363.28	98,706.83	Added to Acct	0	111	0.00	0.00
04/14/2024	Accr Earning Payment	389.81	99,096.64	Added to Acct	0	111	0.00	0.00
05/14/2024	Accr Earning Payment	378.70	99,475.34	Added to Acct	0	111	0.00	0.00
06/14/2024	Accr Earning Payment	392.85	99,868.19	Added to Acct	0	111	0.00	0.00
07/14/2024	Accr Earning Payment	381.65	100,249.84	Added to Acct	0	111	0.00	0.00
08/14/2024	Accr Earning Payment	395.91	100,645.75	Added to Acct	0	111	0.00	0.00
09/14/2024	Accr Earning Payment	397.47	101,043.22	Added to Acct	0	111	0.00	0.00
10/14/2024	Accr Earning Payment	386.14	101,429.36	Added to Acct	0	111	0.00	0.00
11/14/2024	Accr Earning Payment	400.56	101,829.92	Added to Acct	0	111	0.00	0.00
11/14/2024	Rate Change	0.00	101,829.92	4.6410— 1.0000	0	60	0.00	0.00
11/15/2024	Rate Change	0.00	101,829.92	1.0000— 4.1600	0	60	0.00	0.00
12/14/2024	Accr Earning Payment	339.91	102,169.83	Added to Acct	0	111	0.00	0.00
01/14/2025	Accr Earning Payment	361.60	102,531.43	Added to Acct	0	111	0.00	0.00
02/14/2025	Accr Earning Payment	362.88	102,894.31	Added to Acct	0	111	0.00	0.00
03/14/2025	Accr Earning Payment	328.87	103,223.18	Added to Acct	0	111	0.00	0.00
04/14/2025	Accr Earning Payment	365.33	103,588.51	Added to Acct	0	111	0.00	0.00
05/14/2025	Accr Earning Payment	354.77	103,943.28	Added to Acct	0	111	0.00	0.00
06/14/2025	Accr Earning Payment	367.88	104,311.16	Added to Acct	0	111	0.00	0.00
*07/14/2025	Accr Earning Payment	357.25	104,668.41	Added to Acct	0	111	0.00	0.00



PO Box 26237 • Las Vegas, NV 89126-0237

Return Service Requested

SOUTH COAST SHORES HOMEOWNERS ASSOC
C/O OPTIMUM PROFESSIONAL PROPERTY
COD
230 COMMERCE SUITE 250
IRVINE CA 92602-1338

Last statement: June 30, 2025
This statement: July 31, 2025
Total days in statement period: 31

Page 1
XXXXXX2689
(0)

Direct inquiries to:
888-734-4567

Alliance Association Banking
3075 W. Ray Road, FL 4
Chandler AZ 85226

THANK YOU FOR BANKING WITH US!

AAB CD

Account number	XXXXXX2689
Total principal	\$101,749.42
Total current balance	\$105,457.80
Total interest year to date	\$2,608.56

DAILY ACTIVITY

Date	Description	Additions	Subtractions	Balance
06-30	Beginning balance			\$105,084.67
07-16	Interest Credit	373.13		105,457.80
07-31	Ending totals	373.13	.00	\$105,457.80

Thank you for banking with Alliance Association Banking