

# South Coast Shores Homeowners Association

## Financial Reports



October  
2024

# South Coast Shores Homeowners Association

## Community Financial Overview

### October 31, 2024

#### Cash

	Current Mo.	Change	
Operating	\$295,354	\$3,031	↑
Reserves	\$737,963	\$12,695	↑
Adequate Operating Cash?		Yes	
Amount Due to Reserves		\$0	
Repayment in Progress?		N/A	

\$295,354	\$82,067
Operating Cash Balance	Minimum Recommended Balance

Impending Investment Maturities		
Bank	G/L Acct	Maturity
Comerica	10702	02/28/25
First Foundation	15050	02/01/25
First Foundation	15070	11/14/24

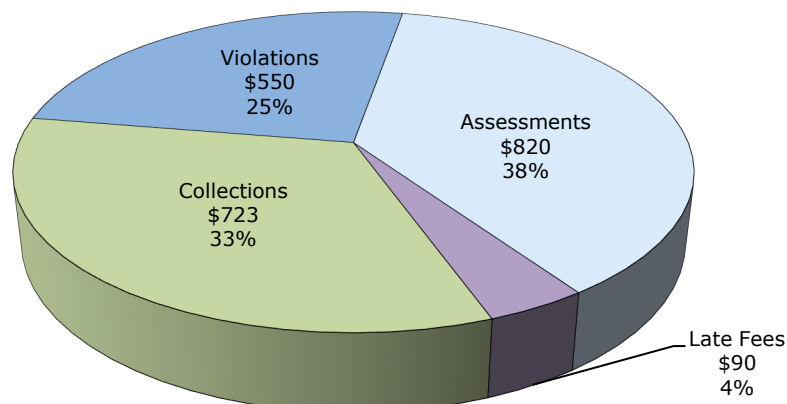
Reinvest funds into CDs after evaluating the amount of reserve cash needed for upcoming projects

Uninsured Cash Balances		
Bank	Total Cash in Bank	Uninsured Portion
Pacific Premier	\$347,249	\$97,249

Uninsured amounts are at risk if the bank fails. To avoid potential losses, transfer funds to a different bank as soon as possible.

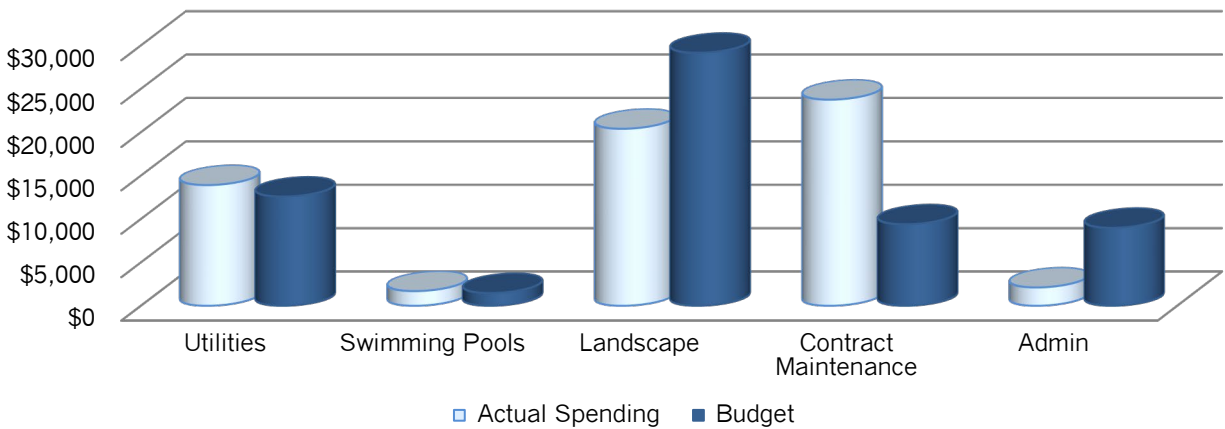
#### Assessments Receivable

##### Balance Breakdown



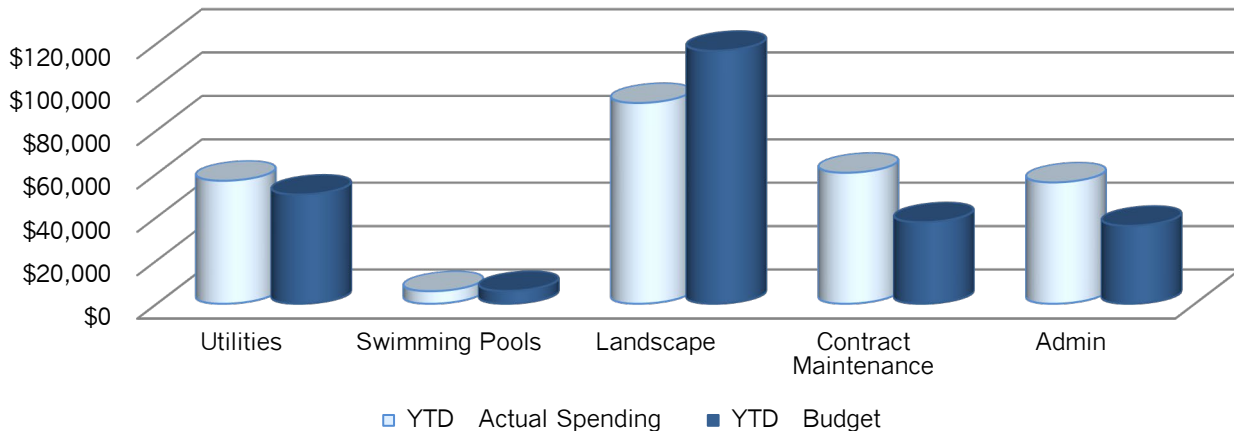
# South Coast Shores Homeowners Association Community Financial Overview

## Current Month



**In the month of October, the Association spent \$1,329 more than the budget projected on Utilities, \$223 more on Swimming Pools, and \$14,363 on Contract Maintenance.**

## Year-to-Date



**For more details of spending, please see the enclosed Statement of Expenses.**

### Comments:

Association has a large variance on overspending this month, please refer to the income statement - Consolidated found on your board portal.

# South Coast Shores Homeowners Association

Balance Sheet as of 10/31/2024

Assets	Operating	Reserve	Total
<b>Operating: Cash &amp; Investments</b>			
10100 - Pacific Premier Bank Op x0834	\$221,294.14		\$221,294.14
10310 - Comerica Op x0425	\$60.35		\$60.35
10702 - Comerica - Independent Bank Mat. 02-28-25 4.65% 6 Months	\$74,000.00		\$74,000.00
<b>Total Operating: Cash &amp; Investments</b>	<b>\$295,354.49</b>		<b>\$295,354.49</b>
<b>Operating: Receivables</b>			
11150 - Accounts Receivable	\$2,182.67		\$2,182.67
11190 - Less Allowance For Past Due Accts	(\$1,800.00)		(\$1,800.00)
<b>Total Operating: Receivables</b>	<b>\$382.67</b>		<b>\$382.67</b>
<b>Reserves: Cash</b>			
14100 - Pacific Premier Bank MMA x1195		\$125,954.76	\$125,954.76
14200 - FCB MMA x2212		\$60,362.66	\$60,362.66
14210 - First Foundation MMA x1197		\$10,045.82	\$10,045.82
14300 - Banc of CA MMA x5433 - UNCLAIMED PROPERTY		\$125,811.12	\$125,811.12
<b>Total Reserves: Cash</b>		<b>\$322,174.36</b>	<b>\$322,174.36</b>
<b>Reserves: Investments</b>			
15050 - First Foundation x7973 Mat.02-01-2025 3.440 % 13mths		\$166,766.99	\$166,766.99
15055 - Alliance x2689 Mat. 08-17-2025 4.4% 11mths		\$102,110.70	\$102,110.70
15070 - First Foundation x7797 Mat. 11-14-2024 4.641% 13mths		\$101,429.36	\$101,429.36
15097 - First Foundation x5354 Mat. 06-17-2025 4.88% 9mths		\$45,482.05	\$45,482.05
<b>Total Reserves: Investments</b>		<b>\$415,789.10</b>	<b>\$415,789.10</b>
<b>Total Assets</b>	<b>\$295,737.16</b>	<b>\$737,963.46</b>	<b>\$1,033,700.62</b>

# South Coast Shores Homeowners Association

Balance Sheet as of 10/31/2024

Liabilities / Equity	Operating	Reserve	Total
<b>Liabilities</b>			
20200 - Accrued Expenses	\$15.00		\$15.00
21120 - Deposits: Clubhouse	\$525.00		\$525.00
21500 - Prepaid Assessments	\$14,021.76		\$14,021.76
<b>Total Liabilities</b>	<b>\$14,561.76</b>		<b>\$14,561.76</b>
<b>Reserve Fund Balances</b>			
33600 - General Reserves		\$732,472.28	\$732,472.28
38990 - Interest		\$5,491.18	\$5,491.18
<b>Total Reserve Fund Balances</b>		<b>\$737,963.46</b>	<b>\$737,963.46</b>
<b>Equity</b>			
39900 - Prior Year Surplus (Deficit)	\$346,193.30		\$346,193.30
39950 - Current Year Surplus (Deficit)	(\$65,017.90)		(\$65,017.90)
<b>Total Equity</b>	<b>\$281,175.40</b>		<b>\$281,175.40</b>
<b>Total Liabilities / Equity</b>	<b>\$295,737.16</b>	<b>\$737,963.46</b>	<b>\$1,033,700.62</b>

# South Coast Shores Homeowners Association

## Statement of Revenues and Expenses 10/1/2024 - 10/31/2024

	Current Period			Year To Date			Annual Budget
	Actual	Budget	Variance	Actual	Budget	Variance	
Operating Income							
Revenue							
40100 - Assessments	72,800.00	72,800.00	-	291,200.00	291,200.00	-	873,600.00
40300 - Attorney Reimbursement Fees	-	-	-	1,002.71	-	1,002.71	-
40500 - Clubhouse Rental	-	-	-	400.00	-	400.00	-
40600 - Collection Fees	185.00	-	185.00	520.00	-	520.00	-
40800 - Interest Charges	4.10	-	4.10	1.85	-	1.85	-
40900 - Key Fees	-	-	-	75.00	-	75.00	-
41000 - Late Charges	50.00	-	50.00	94.00	-	94.00	-
41600 - Transmitters	130.00	-	130.00	340.00	-	340.00	-
41700 - Violation Fines	-	-	-	(100.00)	-	(100.00)	-
44010 - Interest Income	1,445.31	-	1,445.31	8,518.50	-	8,518.50	-
Total Revenue	74,614.41	72,800.00	1,814.41	302,052.06	291,200.00	10,852.06	873,600.00
Total Income	74,614.41	72,800.00	1,814.41	302,052.06	291,200.00	10,852.06	873,600.00

## Operating Expense

<b>Utility Expenses</b>							
50200 - Electricity	5,317.56	3,666.67	(1,650.89)	21,010.78	14,666.68	(6,344.10)	44,000.00
50300 - Gas	687.74	1,000.00	312.26	2,452.61	4,000.00	1,547.39	12,000.00
50400 - Refuse Removal	7,731.17	7,291.67	(439.50)	30,924.68	29,166.68	(1,758.00)	87,500.00
50700 - Telephone - Entry Gates	167.80	200.00	32.20	691.20	800.00	108.80	2,400.00
50800 - Water	-	416.67	416.67	1,598.31	1,666.68	68.37	5,000.00
<b>Total Utility Expenses</b>	<b>13,904.27</b>	<b>12,575.01</b>	<b>(1,329.26)</b>	<b>56,677.58</b>	<b>50,300.04</b>	<b>(6,377.54)</b>	<b>150,900.00</b>

<b>Pool / Spa Expenses</b>							
55100 - Pool / Spa: Service Contract	710.00	635.00	(75.00)	2,840.00	2,540.00	(300.00)	7,620.00
55300 - Pool / Spa: Supplies	976.59	333.33	(643.26)	2,929.32	1,333.32	(1,596.00)	4,000.00
55400 - Equipment Repairs	-	416.67	416.67	-	1,666.68	1,666.68	5,000.00
55500 - Health Department Fees	-	79.33	79.33	-	317.32	317.32	952.00
<b>Total Pool / Spa Expenses</b>	<b>1,686.59</b>	<b>1,464.33</b>	<b>(222.26)</b>	<b>5,769.32</b>	<b>5,857.32</b>	<b>88.00</b>	<b>17,572.00</b>

<b>Landscape Expenses</b>							
60100 - Landscape: Service Contract	17,071.33	15,752.58	(1,318.75)	63,723.22	63,010.32	(712.90)	189,030.94
60200 - Landscape: Extras	1,237.00	1,622.08	385.08	13,465.00	6,488.32	(6,976.68)	19,465.01
60300 - Landscape: Replacement	-	3,433.33	3,433.33	-	13,733.32	13,733.32	41,200.00
60540 - Landscape: Mulch	-	1,125.00	1,125.00	-	4,500.00	4,500.00	13,500.00
60800 - Irrigation: Repairs / Maintenance	2,081.00	4,320.00	2,239.00	7,055.00	17,280.00	10,225.00	51,840.00
61075 - Swans	-	62.50	62.50	170.00	250.00	80.00	750.00
61100 - Tree Trimming	-	2,829.08	2,829.08	8,130.00	11,316.32	3,186.32	33,949.00
<b>Total Landscape Expenses</b>	<b>20,389.33</b>	<b>29,144.57</b>	<b>8,755.24</b>	<b>92,543.22</b>	<b>116,578.28</b>	<b>24,035.06</b>	<b>349,734.95</b>

<b>Contracts, Maint. &amp; Repair Expenses</b>							
70100 - Access Gate Repairs	2,115.01	625.00	(1,490.01)	5,132.85	2,500.00	(2,632.85)	7,500.00
70600 - Common Area: Maintenance	18,020.00	2,083.33	(15,936.67)	26,774.92	8,333.32	(18,441.60)	25,000.00

# South Coast Shores Homeowners Association

## Statement of Revenues and Expenses 10/1/2024 - 10/31/2024

	Current Period			Year To Date			Annual Budget
	Actual	Budget	Variance	Actual	Budget	Variance	
Operating Expense							
71400 - Fire Safety	-	143.33	143.33	-	573.32	573.32	1,720.00
72500 - Janitorial: Service Contract	1,197.00	1,197.00	-	4,948.00	4,788.00	(160.00)	14,364.00
72600 - Janitorial: Supplies	35.00	60.00	25.00	35.00	240.00	205.00	720.00
72700 - Keys & Locks	-	25.00	25.00	150.00	100.00	(50.00)	300.00
72900 - Lighting: Repairs / Supplies	-	333.33	333.33	3,562.70	1,333.32	(2,229.38)	4,000.00
73200 - Patrol Service	-	1,123.00	1,123.00	3,367.71	4,492.00	1,124.29	13,476.00
73300 - Pest & Rodent Control: Contract	281.00	260.00	(21.00)	1,124.00	1,040.00	(84.00)	3,120.00
73400 - Pest & Rodent Control: Extras	-	166.67	166.67	-	666.68	666.68	2,000.00
74600 - Street Sweeping	-	1,268.00	1,268.00	3,905.53	5,072.00	1,166.47	15,216.00
74915 - Waterscape Maintenance	2,100.00	2,100.00	-	11,373.01	8,400.00	(2,973.01)	25,200.00
Total Contracts, Maint. & Repair Expenses	23,748.01	9,384.66	(14,363.35)	60,373.72	37,538.64	(22,835.08)	112,616.00
General & Administrative Expenses							
80400 - Audit / Tax Returns	1,325.00	106.25	(1,218.75)	1,325.00	425.00	(900.00)	1,275.00
80600 - Bank Charges	25.00	-	(25.00)	56.00	-	(56.00)	-
80700 - Collection Expenses	185.94	166.67	(19.27)	577.77	666.68	88.91	2,000.00
81200 - Insurance	-	3,881.83	3,881.83	36,648.00	15,527.32	(21,120.68)	46,582.00
81700 - Insurance: Workers Comp	-	33.33	33.33	-	133.32	133.32	400.00
81900 - Legal Service	-	333.33	333.33	-	1,333.32	1,333.32	4,000.00
82400 - Operating Contingency	-	104.42	104.42	224.30	417.68	193.38	1,253.05
82600 - Printing / Mailing / Supplies	149.39	583.33	433.94	3,212.76	2,333.32	(879.44)	7,000.00
82700 - Professional Management: Contract	3,275.00	3,275.00	-	13,100.00	13,100.00	-	39,300.00
82800 - Miscellaneous Administration	151.00	208.33	57.33	929.00	833.32	(95.68)	2,500.00
83000 - Reserve Study	-	72.08	72.08	-	288.32	288.32	865.00
83100 - Tax: Federal	(3,402.89)	137.50	3,540.39	(3,402.89)	550.00	3,952.89	1,650.00
83200 - Tax: State	400.00	79.33	(320.67)	3,245.00	317.32	(2,927.68)	952.00
Total General & Administrative Expenses	2,108.44	8,981.40	6,872.96	55,914.94	35,925.60	(19,989.34)	107,777.05
Contributions to Reserves							
93600 - General Reserves	11,250.00	11,250.00	-	90,300.00	45,000.00	(45,300.00)	135,000.00
98990 - Interest	1,445.30	-	(1,445.30)	5,491.18	-	(5,491.18)	-
Total Contributions to Reserves	12,695.30	11,250.00	(1,445.30)	95,791.18	45,000.00	(50,791.18)	135,000.00
Total Expense	74,531.94	72,799.97	(1,731.97)	367,069.96	291,199.88	(75,870.08)	873,600.00
Operating Net Total	82.47	.03	82.44	(65,017.90)	.12	(65,018.02)	-
Net Total	82.47	.03	82.44	(65,017.90)	.12	(65,018.02)	-

# South Coast Shores Homeowners Association

## Reserve Summary For 10/1/2024 - 10/31/2024

	Beginning Balance	Contributions	Expenditures	Transfers	Ending Balance	Budget	Variance
33600 - General Reserves	721,222.28	11,250.00	-	-	732,472.28	11,250.00	-
38990 - Interest	4,045.88	1,445.30	-	-	5,491.18	-	1,445.30
<b>Net Total</b>	<b>\$725,268.16</b>	<b>\$12,695.30</b>	-	-	<b>\$737,963.46</b>	<b>\$11,250.00</b>	<b>\$1,445.30</b>



# South Coast Shores Homeowners Association

## Reserve Summary For 7/1/2024 - 10/31/2024

	Beginning Balance	Contributions	Expenditures	Transfers	Ending Balance	Budget	Variance
33600 - General Reserves	642,172.28	45,000.00	-	45,300.00	732,472.28	45,000.00	-
38990 - Interest	-	5,491.18	-	-	5,491.18	-	5,491.18
<b>Net Total</b>	<b>\$642,172.28</b>	<b>\$50,491.18</b>	<b>-</b>	<b>(\$45,300.00)</b>	<b>\$737,963.46</b>	<b>\$45,000.00</b>	<b>\$5,491.18</b>

# South Coast Shores Homeowners Association

## Summary Statement of Revenues and Expenses For 10/31/2024

	Jul	Aug	Sep	Oct	Nov	Dec	Jan	Feb	Mar	Apr	May	Jun	Total
<b>Operating Income</b>													
<b>Revenue</b>													
40100 - Assessments	72,800	72,800	72,800	72,800	-	-	-	-	-	-	-	-	291,200
40300 - Attorney Reimbursement Fees	-	-	1,003	-	-	-	-	-	-	-	-	-	1,003
40500 - Clubhouse Rental	-	400	-	-	-	-	-	-	-	-	-	-	400
40600 - Collection Fees	-	150	185	185	-	-	-	-	-	-	-	-	520
40800 - Interest Charges	4	2	(8)	4	-	-	-	-	-	-	-	-	2
40900 - Key Fees	-	50	25	-	-	-	-	-	-	-	-	-	75
41000 - Late Charges	60	18	(34)	50	-	-	-	-	-	-	-	-	94
41600 - Transmitters	35	35	140	130	-	-	-	-	-	-	-	-	340
41700 - Violation Fines	-	-	(100)	-	-	-	-	-	-	-	-	-	-100
44010 - Interest Income	1,296	4,391	1,371	1,445	-	-	-	-	-	-	-	-	8,503
<b>Total Revenue</b>	<b>74,195</b>	<b>77,846</b>	<b>75,381</b>	<b>74,614</b>	-	-	-	-	-	-	-	-	<b>302,037</b>
<b>Total Income</b>	<b>74,195</b>	<b>77,846</b>	<b>75,381</b>	<b>74,614</b>	-	-	-	-	-	-	-	-	<b>302,037</b>

## Operating Expense

<b>Utility Expenses</b>													
50200 - Electricity	4,700	5,745	5,249	5,318	-	-	-	-	-	-	-	-	21,011
50300 - Gas	865	440	459	688	-	-	-	-	-	-	-	-	2,453
50400 - Refuse Removal	7,731	7,731	7,731	7,731	-	-	-	-	-	-	-	-	30,925
50700 - Telephone - Entry Gates	168	178	178	168	-	-	-	-	-	-	-	-	691
50800 - Water	1,114	-	484	-	-	-	-	-	-	-	-	-	1,598
<b>Total Utility Expenses</b>	<b>14,578</b>	<b>14,094</b>	<b>14,102</b>	<b>13,904</b>	-	-	-	-	-	-	-	-	<b>56,678</b>

<b>Pool / Spa Expenses</b>													
55100 - Pool / Spa: Service Contract	710	710	710	710	-	-	-	-	-	-	-	-	2,840
55300 - Pool / Spa: Supplies	593	575	784	977	-	-	-	-	-	-	-	-	2,929
<b>Total Pool / Spa Expenses</b>	<b>1,303</b>	<b>1,285</b>	<b>1,494</b>	<b>1,687</b>	-	-	-	-	-	-	-	-	<b>5,769</b>

<b>Landscape Expenses</b>													
60100 - Landscape: Service Contract	15,147	15,753	15,753	17,071	-	-	-	-	-	-	-	-	63,723

# South Coast Shores Homeowners Association

## Summary Statement of Revenues and Expenses For 10/31/2024

	Jul	Aug	Sep	Oct	Nov	Dec	Jan	Feb	Mar	Apr	May	Jun	Total
<b>Operating Expense</b>													
60200 - Landscape: Extras	1,140	7,958	3,130	1,237	-	-	-	-	-	-	-	-	13,465
60800 - Irrigation: Repairs / Maintenance	1,574	2,749	651	2,081	-	-	-	-	-	-	-	-	7,055
61075 - Swans	170	-	-	-	-	-	-	-	-	-	-	-	170
61100 - Tree Trimming	5,700	-	2,430	-	-	-	-	-	-	-	-	-	8,130
<b>Total Landscape Expenses</b>	<b>23,731</b>	<b>26,460</b>	<b>21,964</b>	<b>20,389</b>	-	-	-	-	-	-	-	-	<b>92,543</b>
<b>Contracts, Maint. &amp; Repair Expenses</b>													
70100 - Access Gate Repairs	228	665	2,125	2,115	-	-	-	-	-	-	-	-	5,133
70600 - Common Area: Maintenance	7,171	1,159	425	18,020	-	-	-	-	-	-	-	-	26,775
72500 - Janitorial: Service Contract	1,232	1,287	1,232	1,197	-	-	-	-	-	-	-	-	4,948
72600 - Janitorial: Supplies	-	-	-	35	-	-	-	-	-	-	-	-	35
72700 - Keys & Locks	-	150	-	-	-	-	-	-	-	-	-	-	150
72900 - Lighting: Repairs / Supplies	1,895	1,011	657	-	-	-	-	-	-	-	-	-	3,563
73200 - Patrol Service	1,123	1,123	1,123	-	-	-	-	-	-	-	-	-	3,368
73300 - Pest & Rodent Control: Contract	281	281	281	281	-	-	-	-	-	-	-	-	1,124
74600 - Street Sweeping	1,268	1,319	1,319	-	-	-	-	-	-	-	-	-	3,906
74915 - Waterscape Maintenance	3,809	3,364	2,100	2,100	-	-	-	-	-	-	-	-	11,373
<b>Total Contracts, Maint. &amp; Repair Expenses</b>	<b>17,006</b>	<b>10,359</b>	<b>9,261</b>	<b>23,748</b>	-	-	-	-	-	-	-	-	<b>60,374</b>
<b>General &amp; Administrative Expenses</b>													
80400 - Audit / Tax Returns	-	-	-	1,325	-	-	-	-	-	-	-	-	1,325
80600 - Bank Charges	25	6	-	25	-	-	-	-	-	-	-	-	56
80700 - Collection Expenses	-	221	171	186	-	-	-	-	-	-	-	-	578
81200 - Insurance	28,679	3,985	3,985	-	-	-	-	-	-	-	-	-	36,648
82400 - Operating Contingency	-	-	224	-	-	-	-	-	-	-	-	-	224
82600 - Printing / Mailing / Supplies	-	2,111	952	149	-	-	-	-	-	-	-	-	3,213
82700 - Professional Management: Contract	3,275	3,275	3,275	3,275	-	-	-	-	-	-	-	-	13,100
82800 - Miscellaneous Administration	-	627	151	151	-	-	-	-	-	-	-	-	929

# South Coast Shores Homeowners Association

## Summary Statement of Revenues and Expenses For 10/31/2024

	Jul	Aug	Sep	Oct	Nov	Dec	Jan	Feb	Mar	Apr	May	Jun	Total
<b>Operating Expense</b>													
83100 - Tax: Federal	-	-	-	(3,403)	-	-	-	-	-	-	-	-	-3,403
83200 - Tax: State	-	830	2,015	400	-	-	-	-	-	-	-	-	3,245
<b>Total General &amp; Administrative Expenses</b>	<b>31,979</b>	<b>11,055</b>	<b>10,773</b>	<b>2,108</b>	-	-	-	-	-	-	-	-	<b>55,915</b>
<b>Contributions to Reserves</b>													
93600 - General Reserves	11,250	11,250	56,550	11,250	-	-	-	-	-	-	-	-	90,300
98990 - Interest	1,296	1,364	1,370	1,445	-	-	-	-	-	-	-	-	5,476
<b>Total Contributions to Reserves</b>	<b>12,546</b>	<b>12,614</b>	<b>57,920</b>	<b>12,695</b>	-	-	-	-	-	-	-	-	<b>95,776</b>
<b>Total Expense</b>	<b>101,142</b>	<b>75,866</b>	<b>115,515</b>	<b>74,532</b>	-	-	-	-	-	-	-	-	<b>367,055</b>
<b>Operating Net Total</b>	<b>(\$26,947)</b>	<b>\$1,980</b>	<b>(\$40,133)</b>	<b>\$82</b>	-	-	-	-	-	-	-	-	<b>(\$65,018)</b>

# South Coast Shores Homeowners Association

## Summary Statement of Revenues and Expenses For 10/31/2024

	Jul	Aug	Sep	Oct	Nov	Dec	Jan	Feb	Mar	Apr	May	Jun	Total
Reserve Income													
Revenue													
44010 - Interest Income	15	-	-	-	-	-	-	-	-	-	-	-	15
Total Revenue	15	-	-	-	-	-	-	-	-	-	-	-	15
Total Income	15	-	-	-	-	-	-	-	-	-	-	-	15
Reserve Expense													
Contributions to Reserves													
98990 - Interest	15	-	-	-	-	-	-	-	-	-	-	-	15
Total Contributions to Reserves	15	-	-	-	-	-	-	-	-	-	-	-	15
Total Expense	15	-	-	-	-	-	-	-	-	-	-	-	15
Reserve Net Total	-	-	-	-	-	-	-	-	-	-	-	-	\$0
Net Total	(\$26,947)	\$1,980	(\$40,133)	\$82	-	-	-	-	-	-	-	-	(\$65,018)

# South Coast Shores Homeowners Association

## Summary Statement of Revenues and Expenses For 10/31/2024

	Nov	Dec	Jan	Feb	Mar	Apr	May	Jun	Jul	Aug	Sep	Oct	Total
<b>Operating Income</b>													
<b>Revenue</b>													
40100 - Assessments	72,800	72,800	72,800	72,800	72,800	72,800	72,800	72,800	72,800	72,800	72,800	72,800	873,600
40300 - Attorney Reimbursement Fees	-	-	-	-	-	-	-	-	-	-	1,003	-	1,003
40500 - Clubhouse Rental	75	150	-	375	-	-	-	-	-	400	-	-	1,000
40600 - Collection Fees	150	(300)	300	-	-	-	-	150	-	150	185	185	820
40800 - Interest Charges	4	2	10	8	11	2	6	5	4	2	(8)	4	51
40900 - Key Fees	25	25	-	-	-	-	-	25	-	50	25	-	150
41000 - Late Charges	70	(30)	40	50	30	40	40	50	60	18	(34)	50	384
41600 - Transmitters	35	35	-	35	70	70	-	35	35	35	140	130	620
41700 - Violation Fines	-	-	-	-	-	-	-	100	-	-	(100)	-	0
44010 - Interest Income	1,360	1,340	1,357	1,323	1,248	1,314	1,293	1,344	1,296	4,391	1,371	1,445	19,081
<b>Total Revenue</b>	<b>74,519</b>	<b>74,022</b>	<b>74,507</b>	<b>74,591</b>	<b>74,159</b>	<b>74,226</b>	<b>74,139</b>	<b>74,509</b>	<b>74,195</b>	<b>77,846</b>	<b>75,381</b>	<b>74,614</b>	<b>896,709</b>
<b>Total Income</b>	<b>74,519</b>	<b>74,022</b>	<b>74,507</b>	<b>74,591</b>	<b>74,159</b>	<b>74,226</b>	<b>74,139</b>	<b>74,509</b>	<b>74,195</b>	<b>77,846</b>	<b>75,381</b>	<b>74,614</b>	<b>896,709</b>

## Operating Expense

<b>Utility Expenses</b>													
50200 - Electricity	3,248	3,613	3,107	3,062	2,793	2,905	2,903	3,332	4,700	5,745	5,249	5,318	45,974
50300 - Gas	1,113	2,170	1,430	(193)	577	730	1,379	1,011	865	440	459	688	10,670
50400 - Refuse Removal	7,293	-	14,586	-	14,586	7,293	7,293	7,293	7,731	7,731	7,731	7,731	89,270
50700 - Telephone - Entry Gates	178	178	178	178	168	168	168	178	168	178	178	168	2,084
50800 - Water	-	485	1,560	430	-	-	435	-	1,114	-	484	-	4,507
<b>Total Utility Expenses</b>	<b>11,832</b>	<b>6,445</b>	<b>20,861</b>	<b>3,477</b>	<b>18,124</b>	<b>11,096</b>	<b>12,178</b>	<b>11,813</b>	<b>14,578</b>	<b>14,094</b>	<b>14,102</b>	<b>13,904</b>	<b>152,504</b>
<b>Pool / Spa Expenses</b>													
55100 - Pool / Spa: Service Contract	710	560	560	560	560	560	560	710	710	710	710	710	7,620
55300 - Pool / Spa: Supplies	-	598	97	492	-	112	-	624	593	575	784	977	4,851
55400 - Equipment Repairs	-	944	30	279	-	785	-	2,310	-	-	-	-	4,348
55500 - Health Department Fees	-	952	-	-	-	-	-	-	-	-	-	-	952
<b>Total Pool / Spa Expenses</b>	<b>710</b>	<b>3,054</b>	<b>687</b>	<b>1,330</b>	<b>560</b>	<b>1,457</b>	<b>560</b>	<b>3,644</b>	<b>1,303</b>	<b>1,285</b>	<b>1,494</b>	<b>1,687</b>	<b>17,772</b>

# South Coast Shores Homeowners Association

## Summary Statement of Revenues and Expenses For 10/31/2024

	Nov	Dec	Jan	Feb	Mar	Apr	May	Jun	Jul	Aug	Sep	Oct	Total
<b>Operating Expense</b>													
<b>Landscape Expenses</b>													
60100 - Landscape: Service Contract	15,147	15,147	15,147	15,147	15,147	15,147	15,147	15,147	15,147	15,753	15,753	17,071	184,897
60200 - Landscape: Extras	2,592	1,850	216	6,868	1,307	2,889	1,420	1,159	1,140	7,958	3,130	1,237	31,766
60800 - Irrigation: Repairs / Maintenance	2,115	967	1,087	150	504	680	2,029	2,429	1,574	2,749	651	2,081	17,016
61075 - Swans	-	-	-	85	-	170	-	-	170	-	-	-	425
61100 - Tree Trimming	-	98	300	11,202	-	-	-	5,700	5,700	-	2,430	-	25,430
<b>Total Landscape Expenses</b>	<b>19,854</b>	<b>18,062</b>	<b>16,750</b>	<b>33,452</b>	<b>16,958</b>	<b>18,886</b>	<b>18,596</b>	<b>24,435</b>	<b>23,731</b>	<b>26,460</b>	<b>21,964</b>	<b>20,389</b>	<b>259,534</b>
<b>Contracts, Maint. &amp; Repair Expenses</b>													
70100 - Access Gate Repairs	1,807	-	237	885	-	-	560	-	228	665	2,125	2,115	8,622
70600 - Common Area: Maintenance	3,302	3,150	-	3,594	1,204	2,102	584	235	7,171	1,159	425	18,020	40,945
71400 - Fire Safety	-	-	-	1,709	-	-	-	-	-	-	-	-	1,709
72500 - Janitorial: Service Contract	1,062	1,197	1,197	1,197	1,197	1,197	1,232	1,197	1,232	1,287	1,232	1,197	14,424
72600 - Janitorial: Supplies	145	35	430	35	35	450	-	35	-	-	-	35	1,200
72700 - Keys & Locks	207	60	-	-	-	-	-	-	-	150	-	-	417
72900 - Lighting: Repairs / Supplies	-	-	1,912	-	1,202	3,141	2,151	595	1,895	1,011	657	-	12,563
73200 - Patrol Service	1,069	1,069	1,069	1,123	1,123	1,123	1,123	1,123	1,123	1,123	1,123	-	12,188
73300 - Pest & Rodent Control: Contract	260	260	260	260	260	260	260	281	281	281	281	281	3,225
73400 - Pest & Rodent Control: Extras	-	345	-	-	-	1,435	3,425	-	-	-	-	-	5,205
74600 - Street Sweeping	1,268	1,268	1,268	1,268	1,268	1,268	1,268	1,268	1,268	1,319	1,319	-	14,050
74915 - Waterscape Maintenance	2,100	2,100	2,100	2,100	2,100	2,100	5,694	2,100	3,809	3,364	2,100	2,100	31,767
<b>Total Contracts, Maint. &amp; Repair Expenses</b>	<b>11,220</b>	<b>9,484</b>	<b>8,473</b>	<b>12,171</b>	<b>8,388</b>	<b>13,076</b>	<b>16,297</b>	<b>6,833</b>	<b>17,006</b>	<b>10,359</b>	<b>9,261</b>	<b>23,748</b>	<b>146,316</b>
<b>General &amp; Administrative Expenses</b>													
80400 - Audit / Tax Returns	-	-	-	-	-	-	-	-	-	-	-	1,325	1,325
80600 - Bank Charges	-	-	6	-	-	25	-	-	25	6	-	25	87
80700 - Collection Expenses	170	180	30	945	319	83	10	63	-	221	171	186	2,379
81200 - Insurance	3,406	3,406	3,406	-	-	-	-	1,191	28,679	3,985	3,985	-	48,058

# South Coast Shores Homeowners Association

## Summary Statement of Revenues and Expenses For 10/31/2024

	Nov	Dec	Jan	Feb	Mar	Apr	May	Jun	Jul	Aug	Sep	Oct	Total
<b>Operating Expense</b>													
82400 - Operating Contingency	-	-	-	-	-	-	104	-	-	-	224	-	329
82600 - Printing / Mailing / Supplies	277	118	281	680	-	1,176	647	220	-	2,111	952	149	6,613
82700 - Professional Management: Contract	3,226	3,226	3,226	3,226	3,226	3,226	3,226	3,226	3,275	3,275	3,275	3,275	38,908
82800 - Miscellaneous Administration	151	151	456	524	-	727	151	151	-	627	151	151	3,240
83000 - Reserve Study	-	-	865	-	-	-	-	-	-	-	-	-	865
83100 - Tax: Federal	-	-	(2,850)	-	-	-	-	241	-	-	-	(3,403)	-6,012
83200 - Tax: State	-	-	-	-	-	-	150	-	-	830	2,015	400	3,395
<b>Total General &amp; Administrative Expenses</b>	<b>7,230</b>	<b>7,081</b>	<b>5,421</b>	<b>5,376</b>	<b>3,545</b>	<b>5,238</b>	<b>4,289</b>	<b>5,092</b>	<b>31,979</b>	<b>11,055</b>	<b>10,773</b>	<b>2,108</b>	<b>99,187</b>
<b>Contributions to Reserves</b>													
93600 - General Reserves	11,250	11,250	11,250	11,250	11,250	11,250	11,250	11,250	11,250	11,250	56,550	11,250	180,300
98990 - Interest	1,335	1,314	1,352	1,321	1,248	1,314	1,292	1,344	1,296	1,364	1,370	1,445	15,996
<b>Total Contributions to Reserves</b>	<b>12,585</b>	<b>12,564</b>	<b>12,602</b>	<b>12,571</b>	<b>12,498</b>	<b>12,564</b>	<b>12,542</b>	<b>12,594</b>	<b>12,546</b>	<b>12,614</b>	<b>57,920</b>	<b>12,695</b>	<b>196,296</b>
<b>Total Expense</b>	<b>63,432</b>	<b>56,691</b>	<b>64,793</b>	<b>68,377</b>	<b>60,072</b>	<b>62,316</b>	<b>64,462</b>	<b>64,411</b>	<b>101,142</b>	<b>75,866</b>	<b>115,515</b>	<b>74,532</b>	<b>871,609</b>
<b>Operating Net Total</b>	<b>\$11,087</b>	<b>\$17,331</b>	<b>\$9,714</b>	<b>\$6,214</b>	<b>\$14,087</b>	<b>\$11,910</b>	<b>\$9,677</b>	<b>\$10,098</b>	<b>(\$26,947)</b>	<b>\$1,980</b>	<b>(\$40,133)</b>	<b>\$82</b>	<b>\$25,100</b>



# South Coast Shores Homeowners Association

## Summary Statement of Revenues and Expenses For 10/31/2024

	Nov	Dec	Jan	Feb	Mar	Apr	May	Jun	Jul	Aug	Sep	Oct	Total
Reserve Income													
Revenue													
44010 - Interest Income	-	-	-	-	-	-	-	-	15	-	-	-	15
Total Revenue	-	-	-	-	-	-	-	-	15	-	-	-	15
Total Income	-	-	-	-	-	-	-	-	15	-	-	-	15
Reserve Expense													
Contributions to Reserves													
98990 - Interest	-	-	-	-	-	-	-	-	15	-	-	-	15
Total Contributions to Reserves	-	-	-	-	-	-	-	-	15	-	-	-	15
Total Expense	-	-	-	-	-	-	-	-	15	-	-	-	15
Reserve Net Total	-	-	-	-	-	-	-	-	-	-	-	-	\$0
Net Total	\$11,087	\$17,331	\$9,714	\$6,214	\$14,087	\$11,910	\$9,677	\$10,098	(\$26,947)	\$1,980	(\$40,133)	\$82	\$25,100

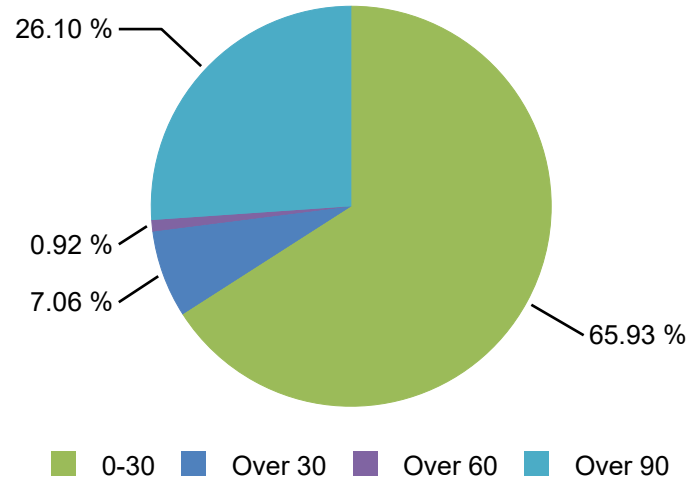
# South Coast Shores Homeowners Association

AR Aging - 10/31/2024

## SUMMARY

Charge	Balance
Bank Return Fee (1)	\$35.00
CC&R Violation Fine (3)	\$550.00
Collection Fee (2)	\$280.00
Eliminate Credit Balance (1)	\$400.00
Late Fee (5)	\$89.57
Late Interest (3)	\$8.10
Monthly Assessment (3)	\$820.00
<b>Total</b>	<b>\$2,182.67</b>

## DISTRIBUTION



Property	0-30	Over 30	Over 60	Over 90	Balance
<b>99224398 - 2027 W Summer Wind - Phelan</b>	\$445.00	-	-	-	\$445.00
Monthly Assessment	\$400.00	-	-	-	\$400.00
Late Fee	\$10.00	-	-	-	\$10.00
Bank Return Fee	\$35.00	-	-	-	\$35.00
<b>99224305 - 3702 S Sea Breeze - Probst Trustee</b>					
<b>Coll Status: Collection Attorney (Pay-off Pending) Coll</b>	\$400.00	-	-	-	\$400.00
<b>Attorney: Community Legal Advisors Inc</b>					
Monthly Assessment	\$400.00	-	-	-	\$400.00
<b>99245992 - 2021 W Summer Wind - Tan</b>	\$400.00	-	-	-	\$400.00
Eliminate Credit Balance	\$400.00	-	-	-	\$400.00
<b>99224335 - 1914 Bay Crest St - Gilmour Trust</b>	-	-	-	\$300.00	\$300.00
CC&R Violation Fine	-	-	-	\$300.00	\$300.00
<b>99224284 - 1903 Bay Crest St - Beam</b>	-	-	-	\$200.00	\$200.00
CC&R Violation Fine	-	-	-	\$200.00	\$200.00
<b>99224434 - 3607 S Ocean Crst - Savala Trustee</b>					
<b>Coll Status: Small Balance Reminder (HUFD)</b>	\$164.00	\$12.00	\$10.00	-	\$186.00
Late Fee	\$10.00	\$10.00	\$10.00	-	\$30.00
Collection Fee	\$150.00	-	-	-	\$150.00
Late Interest	\$4.00	\$2.00	-	-	\$6.00
<b>99224376 - 1922 Bay Crest St - Gonzalez Miranda Trustees</b>					
<b>Coll Status: Small Balance Reminder</b>	-	\$142.00	\$10.00	\$10.00	\$162.00
Late Fee	-	\$10.00	\$10.00	\$10.00	\$30.00
Collection Fee	-	\$130.00	-	-	\$130.00
Late Interest	-	\$2.00	-	-	\$2.00
<b>99224296 - 3612 S Sea Breeze - 3612 S Sea Breeze LLC</b>	-	-	-	\$50.00	\$50.00
CC&R Violation Fine	-	-	-	\$50.00	\$50.00

(\*\*\* indicates previous owners)

# South Coast Shores Homeowners Association

AR Aging - 10/31/2024

Property	0-30	Over 30	Over 60	Over 90	Balance
<b>99224314 - 1909 Bay Crest St - Lopez</b>	\$20.10	-	-	-	\$20.10
Monthly Assessment	\$20.00	-	-	-	\$20.00
Late Interest	\$0.10	-	-	-	\$0.10
<b>99224442 - 2013 W West Wind - Hess</b>	\$10.00	-	-	-	\$10.00
Late Fee	\$10.00	-	-	-	\$10.00
<b>99224352 - 1917 Bay Crest St - Hansen</b>	-	-	-	\$9.57	\$9.57
Late Fee	-	-	-	\$9.57	\$9.57
Total:	<b>\$1,439.10</b>	<b>\$154.00</b>	<b>\$20.00</b>	<b>\$569.57</b>	<b>\$2,182.67</b>
Property Count:	<b>6</b>	<b>2</b>	<b>2</b>	<b>5</b>	

(\*\*\* indicates previous owners)

# South Coast Shores Homeowners Association

## Pre Paid Homeowners For 10/31/2024

Account	Property	Owner Name	Credit Amount
99224560	2006 W Summer Wind	Graciela L Garcia	2,309.00
99224426	1905 W Wakeham Pl	John M Buckley	1,677.76
99224375	3704 S Sea Clf	Harriet Ducot	800.00
99224279	1902 Bay Crest St	Glenda Jeanette Sapp Trustee Etal	400.00
99224422	1903 W Wakeham Pl	Susan Todd	400.00
99224460	1903 W West Wind	Charles L Greenburg Trust	400.00
99224295	1905 Bay Crest St	Bruce Beckman Successor Trustee	400.00
99224331	1913 Bay Crest St	Edwards Family Trust	400.00
99224454	1915 W Wakeham Pl	Sally A Day	400.00
99224356	1918 Bay Crest St	Angelo J Fazio	400.00
99245537	1919 Bay Crest St	Justin Wallace Chi	400.00
99224535	2001 W Summer Wind	David Wesdell	400.00
99224584	2008 W West Wind	Judith E Goodrich	400.00
99224585	2011 W Summer Wind	Michael Preciado	400.00
99254461	2015 W West Wind	Mary Diane Schenker	400.00
99224619	2017 W West Wind	David B Miles	400.00
99245992	2021 W Summer Wind	Hong Chee Tan	400.00
99224639	2021 W West Wind	Christine J Aichelman Trustee	400.00
99224429	3605 S Ocean Crst	James E Marlin II	400.00
99224495	3608 S Sea Breeze	Konstantina Polychronopoulos	400.00
99224506	3614 S Sea Breeze	David Lee Perry	400.00
99224455	3703 S Ocean Crst	David Scott Campbell	400.00
99224316	3708 S Sea Breeze	Donald M Briggs	400.00
99224394	3708 S Sea Clf	Robert C Boullon	400.00
99224459	3709 S Ocean Crst	Michael Christiansen	400.00
99257857	3723 S Ocean Crst	Abraham Manjikian	400.00
99252481	1915 W West Wind	Carla Josefina Grey Trustee	35.00
Total			14,021.76

(\*\*\* indicates previous owners)

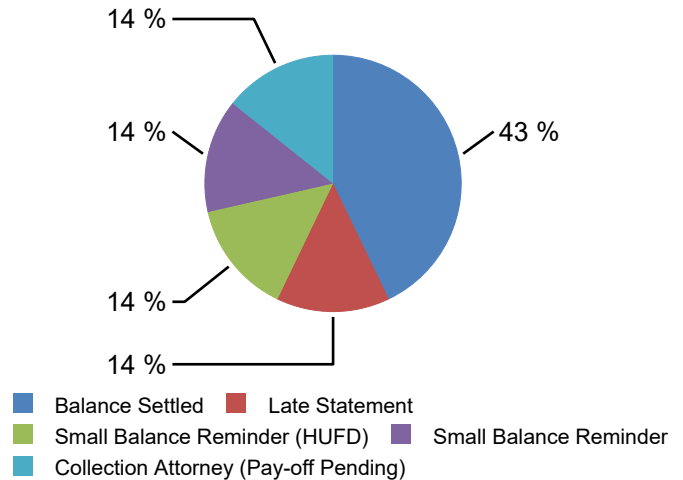
# South Coast Shores Homeowners Association

## Collection Report - Detail for 10/1/2024 - 10/31/2024

### SUMMARY

Balance Settled	3
Collection Attorney (Pay-off Pending)	1
Late Statement	1
Small Balance Reminder	1
Small Balance Reminder (HUFD)	1
<b>Total</b>	<b>7</b>

### TOP DISTRIBUTION BY STATUS



### Collection Attorney (Pay-off Pending) (Total Count = 1)

3702 S Sea Breeze  
Pamela Ann Probst Trustee  
XN: 2056147 Acct: 99224305

Collection Attorney (Pay-off Pending)  
Current Balance: \$400.00  
Last Payment Date/Amount: 10-09-2024 / (\$929.96)

12/20/2022	System	Late Statement
1/20/2023	System	Review Account - Intent to Lien
1/21/2023	Crystal Gutierrez	Small Balance Reminder (HUFD)
2/20/2023	System	Small Balance Reminder
2/24/2023	Kimberly Vieyra-Pacheco	Review Account - Intent to Lien
3/2/2023	Kimberly Vieyra-Pacheco	Intent to Lien Letter to Owner(s)
3/2/2023	Kimberly Vieyra-Pacheco	Resolution to Lien
3/2/2023	Kimberly Vieyra-Pacheco	Intent to Lien
3/14/2023	Fabi Barreto	Small Balance Reminder (HUFD)
3/20/2023	System	Small Balance Reminder
4/20/2023	System	Small Balance Reminder
5/21/2023	System	Review Account - Intent to Lien
5/22/2023	Crystal Gutierrez	Intent to Lien Letter to Owner(s)
5/22/2023	Crystal Gutierrez	Resolution to Lien
5/22/2023	Crystal Gutierrez	Intent to Lien
6/21/2023	System	Small Balance Reminder
6/21/2023	System	Intent to Lien
7/7/2023	Crystal Gutierrez	Ready to Lien
7/7/2023	Crystal Gutierrez	Lien Letter to County Recorder
7/7/2023	Crystal Gutierrez	Lien Notice to Owner(s)
7/7/2023	Crystal Gutierrez	Lien Filed
7/12/2023	Crystal Gutierrez	Lien Filed - Copy sent to Owner(s)
7/12/2023	Crystal Gutierrez	Lien

# South Coast Shores Homeowners Association

## Collection Report - Detail for 10/1/2024 - 10/31/2024

7/28/2023	Crystal Gutierrez	Intent to Foreclose Letter to Owner(s)
7/28/2023	Crystal Gutierrez	Intent to Foreclose
8/29/2023	Crystal Gutierrez	Intent to Foreclose
9/29/2023	System	Review for Collection Attorney
9/29/2023	Crystal Gutierrez	Intent to Foreclose
11/1/2023	System	Review for Collection Attorney
11/1/2023	Crystal Gutierrez	Intent to Foreclose
12/1/2023	System	Review for Collection Attorney
12/1/2023	Crystal Gutierrez	Intent to Foreclose
1/2/2024	System	Review for Collection Attorney
1/3/2024	Kimberly Vieyra-Pacheco	File Sent to Collection Attorney
1/3/2024	Kimberly Vieyra-Pacheco	Collection Attorney
9/11/2024	System	Balance Settled
9/11/2024	System	Balance Settled - Review
9/11/2024	Crystal Gutierrez	Collection Attorney (Pay-off Pending)

### Small Balance Reminder (Total Count = 1)

1922 Bay Crest St	Small Balance Reminder	Current Balance: \$162.00
Miguel Angel Panasitti & Mabelle Gonzalez	Last Payment Date/Amount:	10-15-2024 / (\$400.00)
Miranda Trustees		
XN: 4128435 Acct: 99224376		

8/20/2024	System	Late Statement
9/20/2024	System	Review Account - Intent to Lien
9/20/2024	Crystal Gutierrez	Intent to Lien Letter to Owner(s)
9/20/2024	Crystal Gutierrez	Resolution to Lien
9/20/2024	Crystal Gutierrez	Intent to Lien
9/27/2024	Paul Kardos	Small Balance Reminder (HUFD)
10/20/2024	System	Small Balance Reminder

### Small Balance Reminder (HUFD) (Total Count = 1)

3607 S Ocean Crst	Small Balance Reminder (HUFD)	Current Balance: \$186.00
Lydia M Savala Trustee	Last Payment Date/Amount:	10-30-2024 / (\$1,200.00)
XN: 4169598 Acct: 99224434		

8/31/2024	System	Late Statement
10/1/2024	System	Review Account - Intent to Lien
10/1/2024	Crystal Gutierrez	Small Balance Reminder (HUFD)
10/1/2024	Crystal Gutierrez	Review Account - Intent to Lien
10/2/2024	Crystal Gutierrez	Intent to Lien Letter to Owner(s)
10/2/2024	Crystal Gutierrez	Resolution to Lien
10/2/2024	Crystal Gutierrez	Intent to Lien
10/31/2024	Paul Kardos	Small Balance Reminder (HUFD)

# South Coast Shores Homeowners Association

## Collection Report - Detail for 10/1/2024 - 10/31/2024

---

### Balance Settled (Total Count = 3)

2015 W West Wind Mary Diane Schenker XN: 4368992 Acct: 99254461	Balance Settled	Current Balance: \$0.00
	Last Payment Date/Amount:	10-30-2024 / (\$400.00)
10/20/2024 System	Late Statement	
10/21/2024 System	Balance Settled	
3728 S Sea Breeze The Bethany Joy Clark Trust XN: 4368994 Acct: 99257933	Balance Settled	Current Balance: \$0.00
	Last Payment Date/Amount:	10-24-2024 / (\$410.00)
10/20/2024 System	Late Statement	
10/25/2024 System	Balance Settled	
2008 W West Wind Judith E Goodrich XN: 4392854 Acct: 99224584	Balance Settled	Current Balance: \$0.00
	Last Payment Date/Amount:	10-29-2024 / (\$800.00)
10/26/2024 System	Late Statement	
10/31/2024 System	Balance Settled	

### Late Statement (Total Count = 1)

2027 W Summer Wind Jane Elizabeth Phelan XN: 4396614 Acct: 99224398	Late Statement	Current Balance: \$445.00
	Last Payment Date/Amount:	10-05-2024 / (\$400.00)
10/29/2024 System	Late Statement	
11/5/2024 System	Balance Settled	

# South Coast Shores Homeowners Association

## Cash Disbursement - 10/31/2024

Date	CheckNo	Description	Amount
10100 - Pacific Premier Bank Op			
10/1/2024	ACH	Optimum Professional Property Management (OPPM) Inv # 4287062	3,275.00
		82700 - Professional Management: Contract - Management Fee	3,275.00
10/7/2024	Auto Draft	SCE Inv # 20240927	5,317.56
		50200 - Electricity - Monthly electric	5,317.56
10/7/2024	Auto Draft	SoCal Gas Inv # 20240927	687.74
		50300 - Gas - Monthly Gas Bill	687.74
10/8/2024	ACH	California Gate & Entry Systems Inv # 189081	1,572.56
		70100 - Access Gate Repairs - C.G. Systems, Inc. - Final Pmt - New Hinges -	1,572.56
10/8/2024	Check 2664	Concrete Hazard Solutions Inv # 7825	6,307.00
		70600 - Common Area: Maintenance - Concrete Hazard Solutions Inc - CHS - 35% Pmt	6,307.00
10/8/2024	Check 2665	Cal-Sparkle Inv # 5/70925	710.00
		55100 - Pool / Spa: Service Contract - Cal Sparkle Pool Inc - Monthly Pool Svc	710.00
10/8/2024	Check 2665	Cal-Sparkle Inv # 5/71175	564.07
		55300 - Pool / Spa: Supplies - Cal Sparkle Pool Inc - Pool Chemicals	564.07
10/8/2024	Check 2666	Relentless Land Care Inv # 16167	1,318.75
		60100 - Landscape: Service Contract - Monthly Landscape Maint	1,318.75
10/8/2024	Check 2666	Relentless Land Care Inv # 16166	15,752.58
		60100 - Landscape: Service Contract - Monthly Landscape Maint	15,752.58
10/9/2024	Transfer Out	Transfer to Pacific Premier Bank MMA	11,250.00
		14100 - Pacific Premier Bank MMA x1195 - Transfer from Pacific Premier Bank Op	11,250.00
10/10/2024	Misc Check	Franchise Tax Board - Franchise Tax	400.00
		83200 - Tax: State - Franchise Tax Board	400.00
10/11/2024	Misc Check	Internal Revenue Service - IRS Payment	894.00
		83100 - Tax: Federal - Financial Agent, Federal Tax Deposit Processing	894.00
10/15/2024	ACH	California Gate & Entry Systems Inv # 189330	85.00
		70100 - Access Gate Repairs - C.G. Systems, Inc. - Monthly Phone Programming	85.00
10/15/2024	Misc Check	Doorking Inc. Acct # Doorking992	167.80
		50700 - Telephone - Entry Gates	167.80
10/15/2024	Check 2667	Relentless Land Care Inv # 16235	98.00
		60200 - Landscape: Extras - 3708 Sea Cliff	98.00



# South Coast Shores Homeowners Association

## Cash Disbursement - 10/31/2024

Date	CheckNo	Description	Amount
10/15/2024	Check 2667	Relentless Land Care Inv # 16348	138.00
		60200 - Landscape: Extras - Plant Fillings	138.00
10/15/2024	Check 2667	Relentless Land Care Inv # 16225	98.00
		60200 - Landscape: Extras - Debris Removal	98.00
10/15/2024	Check 2667	Relentless Land Care Inv # 16262	130.00
		60200 - Landscape: Extras - 3611 Ocean Crest	130.00
10/15/2024	Check 2667	Relentless Land Care Inv # 16227	36.00
		60800 - Irrigation: Repairs / Maintenance - Irrigation Repairs	36.00
10/15/2024	Check 2667	Relentless Land Care Inv # 16222	204.00
		60800 - Irrigation: Repairs / Maintenance - Irrigation Repair	204.00
10/15/2024	Check 2667	Relentless Land Care Inv # 16236	98.00
		60200 - Landscape: Extras - 1918 Baycrest	98.00
10/15/2024	Check 2667	Relentless Land Care Inv # 16212	150.00
		60200 - Landscape: Extras - Debris Removal	150.00
10/15/2024	Check 2667	Relentless Land Care Inv # 16223	169.00
		60800 - Irrigation: Repairs / Maintenance - Irrigation Repair	169.00
10/15/2024	Check 2667	Relentless Land Care Inv # 16214	204.00
		60800 - Irrigation: Repairs / Maintenance - Irrigation Repair	204.00
10/15/2024	Check 2667	Relentless Land Care Inv # 16217	195.00
		60800 - Irrigation: Repairs / Maintenance - Irrigation Repair	195.00
10/15/2024	Check 2667	Relentless Land Care Inv # 16231	59.00
		60800 - Irrigation: Repairs / Maintenance - Irrigation Repair	59.00
10/15/2024	Check 2667	Relentless Land Care Inv # 16219	10.00
		60800 - Irrigation: Repairs / Maintenance - Irrigation Repair	10.00
10/15/2024	Check 2667	Relentless Land Care Inv # 16230	204.00
		60800 - Irrigation: Repairs / Maintenance - Irrigation Repairs	204.00
10/15/2024	Check 2667	Relentless Land Care Inv # 16221	195.00
		60800 - Irrigation: Repairs / Maintenance - Irrigation Repair	195.00
10/15/2024	Check 2667	Relentless Land Care Inv # 16265	525.00
		60200 - Landscape: Extras - Vegetation Treatment	525.00
10/15/2024	Check 2668	Cal-Sparkle Inv # 5/71576	272.52
		55300 - Pool / Spa: Supplies - Cal Sparkle Pool Inc - Spa Filter Grids	272.52

# South Coast Shores Homeowners Association

## Cash Disbursement - 10/31/2024

Date	CheckNo	Description	Amount
10/15/2024	Check 2668	Cal-Sparkle Inv # 5/71577	140.00
	55300 - Pool / Spa: Supplies - Cal Sparkle Pool Inc - Pool Filter Cleaning	140.00	
10/15/2024	Check 2669	Inouye Shively, Klatt & McCorvey CPA's LLP Inv # 35052	1,325.00
	80400 - Audit / Tax Returns - Audit/Taxes	1,325.00	
10/23/2024	ACH	California Gate & Entry Systems Inv # 189786	272.45
	70100 - Access Gate Repairs - C.G. Systems, Inc. - Quarterly PMC	272.45	
10/23/2024	ACH	Optimum Professional Property Management (OPPM) Inv # 47466	485.39
	80700 - Collection Expenses - Total Collection Fees	185.00	
	82600 - Printing / Mailing / Supplies - Total Printing/Mailing/Supplies	149.39	
	82800 - Miscellaneous Administration - Total Management Extras	151.00	
10/23/2024	ACH	Optimum Janitorial Services Inv # 47523	1,232.00
	72500 - Janitorial: Service Contract - Monthly Janitorial Svc	1,197.00	
	72600 - Janitorial: Supplies - Janitorial supplies	35.00	
10/23/2024	Check 2670	Relentless Land Care Inv # 16390	54.00
	60800 - Irrigation: Repairs / Maintenance - Irrigation Repair	54.00	
10/23/2024	Check 2670	Relentless Land Care Inv # 16391	90.00
	60800 - Irrigation: Repairs / Maintenance - Irrigation Repair	90.00	
10/23/2024	Check 2670	Relentless Land Care Inv # 16385	185.00
	60800 - Irrigation: Repairs / Maintenance - Lateral line Repair	185.00	
10/23/2024	Check 2670	Relentless Land Care Inv # 16392	12.00
	60800 - Irrigation: Repairs / Maintenance - Replace broken nozzle	12.00	
10/23/2024	Check 2670	Relentless Land Care Inv # 16382	210.00
	60800 - Irrigation: Repairs / Maintenance - Irrigation Repairs	210.00	
10/23/2024	Check 2670	Relentless Land Care Inv # 16381	254.00
	60800 - Irrigation: Repairs / Maintenance - Irrigation Repairs at 1928 West Wind	254.00	
10/23/2024	Check 2671	Republic Services Inv # 616-000305386	7,731.17
	50400 - Refuse Removal - Monthly Refuse	7,731.17	
10/23/2024	Check 2672	Concrete Hazard Solutions Inv # 7889	11,713.00
	70600 - Common Area: Maintenance - Concrete Hazard Solutions Inc - Concrete Grinding - Final Pmt	11,713.00	
10/29/2024	ACH	California Gate & Entry Systems Inv # 189969	185.00
	70100 - Access Gate Repairs - C.G. Systems, Inc. - XN4365798 - Gate #4	185.00	

# South Coast Shores Homeowners Association

## Cash Disbursement - 10/31/2024

Date	CheckNo	Description	Amount
10/29/2024	Check 2673	Community Legal Advisors Inc Inv # 33285	0.94
	80700 - Collection Expenses - 99224305 - Collections		0.94
10/29/2024	Check 2674	Integrated Vegetation Management, Inc Inv # 1003571	2,100.00
	74915 - Waterscape Maintenance - Monthly Lake Maint		2,100.00
10/29/2024	Check 2675	Newport Exterminating, Inc Inv # 975175	281.00
	73300 - Pest & Rodent Control: Contract - Monthly Rodent Control		281.00
10/31/2024	Misc Check 99245992		400.00
	11190 - Less Allowance For Past Due Accts		400.00
Total			77,758.53

### 10310 - Comerica Bank

10/21/2024	Misc Check	Comerica Bank - Quarterly Bank Fee	25.00
	80600 - Bank Charges		25.00
Total			25.00

# South Coast Shores Homeowners Association

GL Trial Balance For 10/1/2024 - 10/31/2024

			Beginning Balance	Current Debit	Credit	Ending Balance
10100 - Pacific Premier Bank Op x0834			218,237.86	88,824.81	85,768.53	221,294.14
Date		Description	Debit	Credit	Type	
10/01/2024	Batched	Credit Distribution	4,810.00	4,810.00	Credit Distribution	
10/01/2024	Batched	eCheck	1,600.00	-	Owner Payment	
10/01/2024		4287062 - Optimum Professional Property Management (OPPM) - Management Fee	-	3,275.00	Invoice	
10/01/2024	Batched	Check	1,600.00	-	Owner Payment	
10/02/2024	Batched	Check	5,200.00	-	Owner Payment	
10/03/2024	Batched	eCheck	1,200.00	-	Owner Payment	
10/03/2024	Batched	Credit Distribution	2,000.00	2,000.00	Credit Distribution	
10/03/2024	Batched	Check	3,200.00	-	Owner Payment	
10/04/2024	Batched	eCheck	800.00	-	Owner Payment	
10/04/2024	Batched	Check	2,400.00	-	Owner Payment	
10/05/2024	Batched	eCheck	1,200.00	-	Owner Payment	
10/05/2024	Batched	ACH	37,590.00	-	Owner Payment	
10/07/2024		20240927 - SoCal Gas - Monthly Gas Bill	-	687.74	Invoice	
10/07/2024		Credit Card	612.96	-	Owner Payment	
10/07/2024		Void	-	400.00	Void	
10/07/2024		20240927 - SCE - Monthly electric	-	5,317.56	Invoice	
10/07/2024	Batched	Check	4,000.00	-	Owner Payment	
10/08/2024		5/71175 - Cal Sparkle Pool Inc - Pool Chemicals	-	564.07	Invoice	
10/08/2024		5/70925 - Cal Sparkle Pool Inc - Monthly Pool Svc	-	710.00	Invoice	
10/08/2024		7825 - Concrete Hazard Solutions Inc - CHS - 35% Pmt	-	6,307.00	Invoice	
10/08/2024	Batched	Check	800.00	-	Owner Payment	
10/08/2024		16166 - Relentless Land Care - Monthly Landscape Maint	-	15,752.58	Invoice	
10/08/2024		16167 - Relentless Land Care - Monthly Landscape Maint	-	1,318.75	Invoice	
10/08/2024		eCheck	400.00	-	Owner Payment	
10/08/2024		189081 - C.G. Systems, Inc. - Final Pmt - New Hinges -	-	1,572.56	Invoice	
10/09/2024		Transfer to Pacific Premier Bank MMA	-	11,250.00	Transfer	
10/09/2024		eCheck	400.00	-	Owner Payment	
10/09/2024	Batched	Check	2,564.96	-	Owner Payment	
10/10/2024		Void Closed Account on ACH ...6754	-	400.00	Void	
10/10/2024		Franchise Tax Board	-	400.00	Invoice	
10/11/2024		eCheck	400.00	-	Owner Payment	
10/11/2024		Financial Agent, Federal Tax Deposit Processing	-	894.00	Invoice	
10/11/2024		Void NSF on ACH ...0334	-	400.00	Void	
10/11/2024	Batched	Check	1,600.00	-	Owner Payment	
10/12/2024	Batched	ACH Plan	435.00	-	Owner Payment	
10/15/2024		eCheck	400.00	-	Owner Payment	
10/15/2024		35052 - Inouye Shively, Klatt & McCorvey CPA's LLP - Audit/Taxes	-	1,325.00	Invoice	

# South Coast Shores Homeowners Association

GL Trial Balance For 10/1/2024 - 10/31/2024

			Beginning Balance	Current Debit	Credit	Ending Balance
10100 - Pacific Premier Bank Op x0834			218,237.86	88,824.81	85,768.53	221,294.14
Date		Description	Debit	Credit	Type	
10/15/2024	Batched	Check	1,600.00	-	Owner Payment	
10/15/2024		16227 - Relentless Land Care - Irrigation Repairs	-	36.00	Invoice	
10/15/2024		16230 - Relentless Land Care - Irrigation Repairs	-	204.00	Invoice	
10/15/2024		5/71577 - Cal Sparkle Pool Inc - Pool Filter Cleaning	-	140.00	Invoice	
10/15/2024		5/71576 - Cal Sparkle Pool Inc - Spa Filter Grids	-	272.52	Invoice	
10/15/2024		Doorking992 - Doorking Inc.	-	167.80	Invoice	
10/15/2024		16348 - Relentless Land Care - Plant Fillings	-	138.00	Invoice	
10/15/2024		16236 - Relentless Land Care - 1918 Baycrest	-	98.00	Invoice	
10/15/2024		16265 - Relentless Land Care - Vegetation Treatment	-	525.00	Invoice	
10/15/2024		16262 - Relentless Land Care - 3611 Ocean Crest	-	130.00	Invoice	
10/15/2024		16235 - Relentless Land Care - 3708 Sea Cliff	-	98.00	Invoice	
10/15/2024		16212 - Relentless Land Care - Debris Removal	-	150.00	Invoice	
10/15/2024		16225 - Relentless Land Care - Debris Removal	-	98.00	Invoice	
10/15/2024		16214 - Relentless Land Care - Irrigation Repair	-	204.00	Invoice	
10/15/2024		16217 - Relentless Land Care - Irrigation Repair	-	195.00	Invoice	
10/15/2024		16219 - Relentless Land Care - Irrigation Repair	-	10.00	Invoice	
10/15/2024		16221 - Relentless Land Care - Irrigation Repair	-	195.00	Invoice	
10/15/2024		16222 - Relentless Land Care - Irrigation Repair	-	204.00	Invoice	
10/15/2024		16223 - Relentless Land Care - Irrigation Repair	-	169.00	Invoice	
10/15/2024		16231 - Relentless Land Care - Irrigation Repair	-	59.00	Invoice	
10/15/2024		189330 - C.G. Systems, Inc. - Monthly Phone Programming	-	85.00	Invoice	
10/17/2024	Batched	Check	425.00	-	Owner Payment	
10/20/2024	Batched	eCheck	810.00	-	Owner Payment	
10/23/2024		16381 - Relentless Land Care - Irrigation Repairs at 1928 West Wind	-	254.00	Invoice	
10/23/2024		16385 - Relentless Land Care - Lateral line Repair	-	185.00	Invoice	
10/23/2024		16392 - Relentless Land Care - Replace broken nozzle	-	12.00	Invoice	
10/23/2024		616-000305386 - Republic Services - Monthly Refuse	-	7,731.17	Invoice	
10/23/2024		7889 - Concrete Hazard Solutions Inc - Concrete Grinding - Final Pmt	-	11,713.00	Invoice	
10/23/2024		47523 - Optimum Janitorial Services - Janitorial supplies	-	35.00	Invoice	
10/23/2024		47523 - Optimum Janitorial Services - Monthly Janitorial Svc	-	1,197.00	Invoice	
10/23/2024		47466 - Optimum Professional Property Management (OPPM) - Total Management Extras	-	151.00	Invoice	
10/23/2024		47466 - Optimum Professional Property Management (OPPM) - Total Printing/Mailing/Supplies	-	149.39	Invoice	
10/23/2024		16390 - Relentless Land Care - Irrigation Repair	-	54.00	Invoice	
10/23/2024		16391 - Relentless Land Care - Irrigation Repair	-	90.00	Invoice	
10/23/2024		16382 - Relentless Land Care - Irrigation Repairs	-	210.00	Invoice	

# South Coast Shores Homeowners Association

GL Trial Balance For 10/1/2024 - 10/31/2024

		Beginning Balance	Current Debit	Credit	Ending Balance
10100 - Pacific Premier Bank Op x0834		218,237.86	88,824.81	85,768.53	221,294.14
Date		Description	Debit	Credit	Type
10/23/2024		47466 - Optimum Professional Property Management (OPPM) - Total Collection Fees	-	185.00	Invoice
10/23/2024		189786 - C.G. Systems, Inc. - Quarterly PMC	-	272.45	Invoice
10/24/2024		Misc Deposit: Chk # 40458	4,296.89	-	GL Entry
10/24/2024	Batched	Credit Card	410.00	-	Owner Payment
10/24/2024		Check	400.00	-	Owner Payment
10/28/2024		Check	400.00	-	Owner Payment
10/29/2024		33285 - Community Legal Advisors Inc - 99224305 - Collections	-	.94	Invoice
10/29/2024	Batched	Check	870.00	-	Owner Payment
10/29/2024		1003571 - Integrated Vegetation Management, Inc - Monthly Lake Maint	-	2,100.00	Invoice
10/29/2024		975175 - Newport Exterminating, Inc - Monthly Rodent Control	-	281.00	Invoice
10/29/2024		189969 - C.G. Systems, Inc. - XN4365798 - Gate #4	-	185.00	Invoice
10/30/2024		eCheck	400.00	-	Owner Payment
10/30/2024	Batched	Check	4,800.00	-	Owner Payment
10/31/2024		eCheck	400.00	-	Owner Payment
10/31/2024		Post Item	-	400.00	Invoice
10/31/2024	Batched	Check	800.00	-	Owner Payment
10310 - Comerica Op x0425		85.34	0.01	25.00	60.35
Date		Description	Debit	Credit	Type
10/01/2024		October Interest	.01	-	GL Entry
10/21/2024		Comerica Bank - Quarterly Bank Fee	-	25.00	Invoice
10702 - Comerica - Independent Bank Mat. 02-28-25 4.65% 6 Months		74,000.00	-	-	74,000.00
Date		Description	Debit	Credit	Type
11150 - Accounts Receivable		2,493.53	75,394.60	75,705.46	2,182.67
Date		Description	Debit	Credit	Type
10/01/2024	Batched	Credit Distribution	-	4,810.00	Credit Distribution
10/01/2024	Batched	eCheck	-	1,600.00	Owner Payment
10/01/2024	Batched	Late Interest	4.10	-	Owner Charge
10/01/2024	Batched	Monthly Assessment	72,800.00	-	Owner Charge
10/01/2024	Batched	Check	-	1,600.00	Owner Payment
10/02/2024		Collection Fee - Intent to Lien Processing	150.00	-	Owner Charge

# South Coast Shores Homeowners Association

GL Trial Balance For 10/1/2024 - 10/31/2024

			Beginning Balance	Current Debit	Credit	Ending Balance
11150 - Accounts Receivable			2,493.53	75,394.60	75,705.46	2,182.67
Date		Description	Debit	Credit	Type	
10/02/2024	Batched	Check	-	4,800.00	Owner Payment	
10/03/2024	Batched	eCheck	-	1,200.00	Owner Payment	
10/03/2024	Batched	Credit Distribution	-	2,000.00	Credit Distribution	
10/03/2024	Batched	Check	-	3,200.00	Owner Payment	
10/04/2024	Batched	eCheck	-	800.00	Owner Payment	
10/04/2024		Credit Distribution	400.00	-	Credit Distribution	
10/04/2024	Batched	Check	-	2,400.00	Owner Payment	
10/05/2024	Batched	eCheck	-	1,200.00	Owner Payment	
10/05/2024	Batched	ACH	-	37,590.00	Owner Payment	
10/07/2024		Void	400.00	-	Void	
10/07/2024	Batched	Check	-	3,600.00	Owner Payment	
10/08/2024		eCheck	-	400.00	Owner Payment	
10/08/2024		Gate Remote Fee	35.00	-	Owner Charge	
10/08/2024	Batched	Check	-	800.00	Owner Payment	
10/09/2024		eCheck	-	400.00	Owner Payment	
10/09/2024	Batched	Check	-	2,564.96	Owner Payment	
10/10/2024	Batched	Payment Adjustment	72.75	72.75	Payment Adjustment	
10/10/2024	Batched	Credit Distribution	72.75	72.75	Credit Distribution	
10/10/2024		Void Closed Account on ACH ...6754	400.00	-	Void	
10/10/2024		Bank Return Fee - Account Closed	35.00	-	Owner Charge	
10/11/2024	Batched	Check	-	1,600.00	Owner Payment	
10/11/2024		Void NSF on ACH ...0334	400.00	-	Void	
10/11/2024		eCheck	-	400.00	Owner Payment	
10/11/2024		Bank Return Fee - Insufficient Funds (NSF)	35.00	-	Owner Charge	
10/12/2024	Batched	ACH Plan	-	435.00	Owner Payment	
10/15/2024	Batched	Check	-	1,200.00	Owner Payment	
10/16/2024	Batched	Late Fee	60.00	-	Owner Charge	
10/17/2024	Batched	Check	-	425.00	Owner Payment	
10/17/2024		Gate Remote Fee	25.00	-	Owner Charge	
10/17/2024		Adjustment Reverse Late Fee	-	10.00	Adjustment	
10/20/2024	Batched	eCheck	-	410.00	Owner Payment	
10/24/2024	Batched	Credit Card	-	410.00	Owner Payment	
10/29/2024		Gate Remote Fee (2)	70.00	-	Owner Charge	
10/29/2024	Batched	Check	-	470.00	Owner Payment	
10/30/2024		Check	-	1,200.00	Owner Payment	
10/31/2024		Payment Adjustment	35.00	-	Payment Adjustment	

# South Coast Shores Homeowners Association

GL Trial Balance For 10/1/2024 - 10/31/2024

		Beginning Balance	Current		Ending Balance
			Debit	Credit	
11150 - Accounts Receivable		2,493.53	75,394.60	75,705.46	2,182.67
Date	Description		Debit	Credit	Type
10/31/2024	Eliminate Credit Balance Reverse Duplicate Payment 10/3/24		400.00	-	Owner Charge
10/31/2024	Adjustment Reverse Bank Return Fee per Board		-	35.00	Adjustment
11190 - Less Allowance For Past Due Accts		-224.66	400.00	1,975.34	-1,800.00
Date	Description		Debit	Credit	Type
10/31/2024	Post Item		400.00	-	Invoice
10/31/2024	Eliminate Credit Balance Reverse Duplicate Payment 10/3/24		-	400.00	Owner Charge
10/31/2024	Adj Less allowance For Past Due Accts per Audit		-	1,575.34	GL Entry
14100 - Pacific Premier Bank MMA x1195		114,668.29	11,286.47	-	125,954.76
Date	Description		Debit	Credit	Type
10/09/2024	Transfer from Pacific Premier Bank Op		11,250.00	-	Transfer
10/31/2024	October Interest		36.47	-	GL Entry
14200 - FCB MMA x2212		60,362.66	-	-	60,362.66
Date	Description		Debit	Credit	Type
14210 - First Foundation MMA x1197		10,037.29	8.53	-	10,045.82
Date	Description		Debit	Credit	Type
10/01/2024	October Interest		8.53	-	GL Entry
14300 - Banc of CA MMA x5433 - UNCLAIMED PROPERTY		125,811.12	-	-	125,811.12
Date	Description		Debit	Credit	Type
15050 - First Foundation x7973 Mat.02-01-2025 3.440 % 13mths		166,296.16	470.83	-	166,766.99
Date	Description		Debit	Credit	Type
10/01/2024	October Interest		470.83	-	GL Entry
15055 - Alliance x2689 Mat. 08-17-2025 4.4% 11mths		101,749.42	361.28	-	102,110.70
Date	Description		Debit	Credit	Type



# South Coast Shores Homeowners Association

GL Trial Balance For 10/1/2024 - 10/31/2024

		Beginning Balance	Current Debit	Credit	Ending Balance
15055 - Alliance x2689 Mat. 08-17-2025 4.4% 11mths		101,749.42	361.28	-	102,110.70
Date	Description		Debit	Credit	Type
10/16/2024	October Interest		361.28	-	GL Entry
15070 - First Foundation x7797 Mat. 11-14-2024 4.641% 13mths		101,043.22	386.14	-	101,429.36
Date	Description		Debit	Credit	Type
10/01/2024	October Interest		386.14	-	GL Entry
15097 - First Foundation x5354 Mat. 06-17-2025 4.88% 9mths		45,300.00	182.05	-	45,482.05
Date	Description		Debit	Credit	Type
10/01/2024	October Interest		182.05	-	GL Entry
20200 - Accrued Expenses		-15.00	-	-	-15.00
Date	Description		Debit	Credit	Type
21120 - Deposits: Clubhouse		-525.00	-	-	-525.00
Date	Description		Debit	Credit	Type
21500 - Prepaid Assessments		-11,383.80	6,810.00	9,447.96	-14,021.76
Date	Description		Debit	Credit	Type
10/01/2024	Batched Credit Distribution		4,810.00	-	Credit Distribution
10/02/2024	Check		-	400.00	Owner Payment
10/03/2024	Batched Credit Distribution		2,000.00	-	Credit Distribution
10/04/2024	Credit Distribution		-	400.00	Credit Distribution
10/07/2024	Credit Card		-	612.96	Owner Payment
10/07/2024	Check		-	400.00	Owner Payment
10/15/2024	eCheck		-	400.00	Owner Payment
10/15/2024	Check		-	400.00	Owner Payment
10/20/2024	eCheck		-	400.00	Owner Payment
10/24/2024	Check		-	400.00	Owner Payment
10/28/2024	Check		-	400.00	Owner Payment
10/29/2024	Check		-	400.00	Owner Payment
10/30/2024	eCheck		-	400.00	Owner Payment

# South Coast Shores Homeowners Association

GL Trial Balance For 10/1/2024 - 10/31/2024

			Beginning Balance	Current Debit	Credit	Ending Balance
21500 - Prepaid Assessments			-11,383.80	6,810.00	9,447.96	-14,021.76
Date		Description	Debit	Credit	Type	
10/30/2024	Batched	Check	-	3,600.00	Owner Payment	
10/31/2024		Payment Adjustment	-	35.00	Payment Adjustment	
10/31/2024		eCheck	-	400.00	Owner Payment	
10/31/2024	Batched	Check	-	800.00	Owner Payment	
33600 - General Reserves			-721,222.28	-	11,250.00	-732,472.28
Date		Description	Debit	Credit	Type	
10/09/2024		Monthly Reserve Contribution	-	11,250.00	GL Entry	
38990 - Interest			-4,045.88	-	1,445.30	-5,491.18
Date		Description	Debit	Credit	Type	
10/01/2024	Batched	October Interest	-	1,047.55	GL Entry	
10/16/2024		October Interest	-	361.28	GL Entry	
10/31/2024		October Interest	-	36.47	GL Entry	
39900 - Prior Year Surplus (Deficit)			-347,768.64	1,575.34	-	-346,193.30
Date		Description	Debit	Credit	Type	
10/31/2024		Adj Less allowance For Past Due Accts per Audit	1,575.34	-	GL Entry	
40100 - Assessments			-218,400.00	-	72,800.00	-291,200.00
Date		Description	Debit	Credit	Type	
10/01/2024	Batched	Monthly Assessment	-	72,800.00	Owner Charge	
40300 - Attorney Reimbursement Fees			-1,002.71	-	-	-1,002.71
Date		Description	Debit	Credit	Type	
40500 - Clubhouse Rental			-400.00	-	-	-400.00
Date		Description	Debit	Credit	Type	
40600 - Collection Fees			-335.00	35.00	220.00	-520.00
Date		Description	Debit	Credit	Type	
10/02/2024		Collection Fee - Intent to Lien Processing	-	150.00	Owner Charge	

# South Coast Shores Homeowners Association

GL Trial Balance For 10/1/2024 - 10/31/2024

		Beginning Balance	Current		Ending Balance
			Debit	Credit	
40600 - Collection Fees		-335.00	35.00	220.00	-520.00
Date	Description	Debit	Credit	Type	
10/10/2024	Bank Return Fee - Account Closed	-	35.00	Owner Charge	
10/11/2024	Bank Return Fee - Insufficient Funds (NSF)	-	35.00	Owner Charge	
10/31/2024	Adjustment Reverse Bank Return Fee per Board	35.00	-	Adjustment	
40800 - Interest Charges		2.25	-	4.10	-1.85
Date	Description	Debit	Credit	Type	
10/01/2024	Batched Late Interest	-	4.10	Owner Charge	
40900 - Key Fees		-75.00	-	-	-75.00
Date	Description	Debit	Credit	Type	
41000 - Late Charges		-44.00	10.00	60.00	-94.00
Date	Description	Debit	Credit	Type	
10/16/2024	Batched Late Fee	-	60.00	Owner Charge	
10/17/2024	Adjustment Reverse Late Fee	10.00	-	Adjustment	
41600 - Transmitters		-210.00	-	130.00	-340.00
Date	Description	Debit	Credit	Type	
10/08/2024	Gate Remote Fee	-	35.00	Owner Charge	
10/17/2024	Gate Remote Fee	-	25.00	Owner Charge	
10/29/2024	Gate Remote Fee (2)	-	70.00	Owner Charge	
41700 - Violation Fines		100.00	-	-	100.00
Date	Description	Debit	Credit	Type	
44010 - Interest Income		-7,073.19	-	1,445.31	-8,518.50
Date	Description	Debit	Credit	Type	
10/01/2024	Batched October Interest	-	1,047.56	GL Entry	
10/16/2024	October Interest	-	361.28	GL Entry	
10/31/2024	October Interest	-	36.47	GL Entry	

# South Coast Shores Homeowners Association

GL Trial Balance For 10/1/2024 - 10/31/2024

		Beginning Balance	Current		Ending Balance
			Debit	Credit	
50200 - Electricity		15,693.22	5,317.56	-	21,010.78
Date	Description		Debit	Credit	Type
10/07/2024	20240927 - SCE - Monthly electric		5,317.56	-	Invoice
50300 - Gas		1,764.87	687.74	-	2,452.61
Date	Description		Debit	Credit	Type
10/07/2024	20240927 - SoCal Gas - Monthly Gas Bill		687.74	-	Invoice
50400 - Refuse Removal		23,193.51	7,731.17	-	30,924.68
Date	Description		Debit	Credit	Type
10/23/2024	616-000305386 - Republic Services - Monthly Refuse		7,731.17	-	Invoice
50700 - Telephone - Entry Gates		523.40	167.80	-	691.20
Date	Description		Debit	Credit	Type
10/15/2024	Doorking992 - Doorking Inc.		167.80	-	Invoice
50800 - Water		1,598.31	-	-	1,598.31
Date	Description		Debit	Credit	Type
55100 - Pool / Spa: Service Contract		2,130.00	710.00	-	2,840.00
Date	Description		Debit	Credit	Type
10/08/2024	5/70925 - Cal Sparkle Pool Inc - Monthly Pool Svc		710.00	-	Invoice
55300 - Pool / Spa: Supplies		1,952.73	976.59	-	2,929.32
Date	Description		Debit	Credit	Type
10/08/2024	5/71175 - Cal Sparkle Pool Inc - Pool Chemicals		564.07	-	Invoice
10/15/2024	5/71576 - Cal Sparkle Pool Inc - Spa Filter Grids		272.52	-	Invoice
10/15/2024	5/71577 - Cal Sparkle Pool Inc - Pool Filter Cleaning		140.00	-	Invoice
60100 - Landscape: Service Contract		46,651.89	17,071.33	-	63,723.22
Date	Description		Debit	Credit	Type
10/08/2024	16167 - Relentless Land Care - Monthly Landscape Maint		1,318.75	-	Invoice
10/08/2024	16166 - Relentless Land Care - Monthly Landscape Maint		15,752.58	-	Invoice

# South Coast Shores Homeowners Association

GL Trial Balance For 10/1/2024 - 10/31/2024

		Beginning Balance	Current Debit	Credit	Ending Balance
60200 - Landscape: Extras		12,228.00	1,237.00	-	13,465.00
Date	Description	Debit	Credit	Type	
10/15/2024	16265 - Relentless Land Care - Vegetation Treatment	525.00	-	Invoice	
10/15/2024	16262 - Relentless Land Care - 3611 Ocean Crest	130.00	-	Invoice	
10/15/2024	16235 - Relentless Land Care - 3708 Sea Cliff	98.00	-	Invoice	
10/15/2024	16212 - Relentless Land Care - Debris Removal	150.00	-	Invoice	
10/15/2024	16225 - Relentless Land Care - Debris Removal	98.00	-	Invoice	
10/15/2024	16348 - Relentless Land Care - Plant Fillings	138.00	-	Invoice	
10/15/2024	16236 - Relentless Land Care - 1918 Baycrest	98.00	-	Invoice	
60800 - Irrigation: Repairs / Maintenance		4,974.00	2,081.00	-	7,055.00
Date	Description	Debit	Credit	Type	
10/15/2024	16230 - Relentless Land Care - Irrigation Repairs	204.00	-	Invoice	
10/15/2024	16223 - Relentless Land Care - Irrigation Repair	169.00	-	Invoice	
10/15/2024	16231 - Relentless Land Care - Irrigation Repair	59.00	-	Invoice	
10/15/2024	16221 - Relentless Land Care - Irrigation Repair	195.00	-	Invoice	
10/15/2024	16222 - Relentless Land Care - Irrigation Repair	204.00	-	Invoice	
10/15/2024	16227 - Relentless Land Care - Irrigation Repairs	36.00	-	Invoice	
10/15/2024	16219 - Relentless Land Care - Irrigation Repair	10.00	-	Invoice	
10/15/2024	16217 - Relentless Land Care - Irrigation Repair	195.00	-	Invoice	
10/15/2024	16214 - Relentless Land Care - Irrigation Repair	204.00	-	Invoice	
10/23/2024	16392 - Relentless Land Care - Replace broken nozzle	12.00	-	Invoice	
10/23/2024	16381 - Relentless Land Care - Irrigation Repairs at 1928 West Wind	254.00	-	Invoice	
10/23/2024	16385 - Relentless Land Care - Lateral line Repair	185.00	-	Invoice	
10/23/2024	16382 - Relentless Land Care - Irrigation Repairs	210.00	-	Invoice	
10/23/2024	16391 - Relentless Land Care - Irrigation Repair	90.00	-	Invoice	
10/23/2024	16390 - Relentless Land Care - Irrigation Repair	54.00	-	Invoice	
61075 - Swans		170.00	-	-	170.00
Date	Description	Debit	Credit	Type	
61100 - Tree Trimming		8,130.00	-	-	8,130.00
Date	Description	Debit	Credit	Type	
70100 - Access Gate Repairs		3,017.84	2,115.01	-	5,132.85
Date	Description	Debit	Credit	Type	

# South Coast Shores Homeowners Association

GL Trial Balance For 10/1/2024 - 10/31/2024

		Beginning Balance	Current Debit	Credit	Ending Balance
70100 - Access Gate Repairs		3,017.84	2,115.01	-	5,132.85
Date	Description	Debit	Credit	Type	
10/08/2024	189081 - C.G. Systems, Inc. - Final Pmt - New Hinges -	1,572.56	-	Invoice	
10/15/2024	189330 - C.G. Systems, Inc. - Monthly Phone Programming	85.00	-	Invoice	
10/23/2024	189786 - C.G. Systems, Inc. - Quarterly PMC	272.45	-	Invoice	
10/29/2024	189969 - C.G. Systems, Inc. - XN4365798 - Gate #4	185.00	-	Invoice	
70600 - Common Area: Maintenance		8,754.92	18,020.00	-	26,774.92
Date	Description	Debit	Credit	Type	
10/08/2024	7825 - Concrete Hazard Solutions Inc - CHS - 35% Pmt	6,307.00	-	Invoice	
10/23/2024	7889 - Concrete Hazard Solutions Inc - Concrete Grinding - Final Pmt	11,713.00	-	Invoice	
72500 - Janitorial: Service Contract		3,751.00	1,197.00	-	4,948.00
Date	Description	Debit	Credit	Type	
10/23/2024	47523 - Optimum Janitorial Services - Monthly Janitorial Svc	1,197.00	-	Invoice	
72600 - Janitorial: Supplies		0.00	35.00	-	35.00
Date	Description	Debit	Credit	Type	
10/23/2024	47523 - Optimum Janitorial Services - Janitorial supplies	35.00	-	Invoice	
72700 - Keys & Locks		150.00	-	-	150.00
Date	Description	Debit	Credit	Type	
72900 - Lighting: Repairs / Supplies		3,562.70	-	-	3,562.70
Date	Description	Debit	Credit	Type	
73200 - Patrol Service		3,367.71	-	-	3,367.71
Date	Description	Debit	Credit	Type	
73300 - Pest & Rodent Control: Contract		843.00	281.00	-	1,124.00
Date	Description	Debit	Credit	Type	
10/29/2024	975175 - Newport Exterminating, Inc - Monthly Rodent Control	281.00	-	Invoice	

# South Coast Shores Homeowners Association

GL Trial Balance For 10/1/2024 - 10/31/2024

		Beginning Balance	Current		Ending Balance
			Debit	Credit	
74600 - Street Sweeping		3,905.53	-	-	3,905.53
Date	Description		Debit	Credit	Type
74915 - Waterscape Maintenance		9,273.01	2,100.00	-	11,373.01
Date	Description		Debit	Credit	Type
10/29/2024	1003571 - Integrated Vegetation Management, Inc - Monthly Lake Maint		2,100.00	-	Invoice
80400 - Audit / Tax Returns		0.00	1,325.00	-	1,325.00
Date	Description		Debit	Credit	Type
10/15/2024	35052 - Inouye Shively, Klatt & McCorvey CPA's LLP - Audit/Taxes		1,325.00	-	Invoice
80600 - Bank Charges		31.00	25.00	-	56.00
Date	Description		Debit	Credit	Type
10/21/2024	Comerica Bank - Quarterly Bank Fee		25.00	-	Invoice
80700 - Collection Expenses		391.83	185.94	-	577.77
Date	Description		Debit	Credit	Type
10/23/2024	47466 - Optimum Professional Property Management (OPPM) - Total Collection Fees		185.00	-	Invoice
10/29/2024	33285 - Community Legal Advisors Inc - 99224305 - Collections		.94	-	Invoice
81200 - Insurance		36,648.00	-	-	36,648.00
Date	Description		Debit	Credit	Type
82400 - Operating Contingency		224.30	-	-	224.30
Date	Description		Debit	Credit	Type
82600 - Printing / Mailing / Supplies		3,063.37	149.39	-	3,212.76
Date	Description		Debit	Credit	Type
10/23/2024	47466 - Optimum Professional Property Management (OPPM) - Total Printing/Mailing/Supplies		149.39	-	Invoice
82700 - Professional Management: Contract		9,825.00	3,275.00	-	13,100.00
Date	Description		Debit	Credit	Type

# South Coast Shores Homeowners Association

GL Trial Balance For 10/1/2024 - 10/31/2024

		Beginning Balance	Current		Ending Balance
			Debit	Credit	
82700 - Professional Management: Contract		9,825.00	3,275.00	-	13,100.00
Date	Description		Debit	Credit	Type
10/01/2024	4287062 - Optimum Professional Property Management (OPPM) - Management Fee		3,275.00	-	Invoice
82800 - Miscellaneous Administration		778.00	151.00	-	929.00
Date	Description		Debit	Credit	Type
10/23/2024	47466 - Optimum Professional Property Management (OPPM) - Total Management Extras		151.00	-	Invoice
83100 - Tax: Federal		0.00	894.00	4,296.89	-3,402.89
Date	Description		Debit	Credit	Type
10/11/2024	Financial Agent, Federal Tax Deposit Processing		894.00	-	Invoice
10/24/2024	Misc Deposit: Chk # 40458		-	4,296.89	GL Entry
83200 - Tax: State		2,845.00	400.00	-	3,245.00
Date	Description		Debit	Credit	Type
10/10/2024	Franchise Tax Board		400.00	-	Invoice
93600 - General Reserves		79,050.00	11,250.00	-	90,300.00
Date	Description		Debit	Credit	Type
10/09/2024	Monthly Reserve Contribution		11,250.00	-	GL Entry
98990 - Interest		4,045.88	1,445.30	-	5,491.18
Date	Description		Debit	Credit	Type
10/01/2024	Batched    October Interest		1,047.55	-	GL Entry
10/16/2024	October Interest		361.28	-	GL Entry
10/31/2024	October Interest		36.47	-	GL Entry
Net Total		0.00	264,573.89	264,573.89	0.00



# South Coast Shores Homeowners Association

## Bank Account Reconciliation for Period 10/31/2024

### Reconciliation Summary

Bank Account	Bank Bal.	Uncleared Items	Adj. Balance	Book Balance	Status
Pacific Premier Bank Op	223,276.08	-1,981.94	221,294.14	221,294.14	Balanced
Alliance Op MMA	0.00	0.00	0.00	0.00	Balanced
Alliance Association Bank	102,110.70	0.00	102,110.70	102,110.70	Balanced
Banc of California	125,811.12	0.00	125,811.12	125,811.12	Balanced
Comerica Bank	60.35	0.00	60.35	60.35	Balanced
First Foundation MMA	10,045.82	0.00	10,045.82	10,045.82	Balanced
First Foundation Bank	166,766.99	0.00	166,766.99	166,766.99	Balanced
First Foundation Bank	101,429.36	0.00	101,429.36	101,429.36	Balanced
First Foundation	45,482.05	0.00	45,482.05	45,482.05	Balanced
FCB MMA	60,362.66	0.00	60,362.66	60,362.66	Balanced
Pacific Premier Bank MMA	125,954.76	0.00	125,954.76	125,954.76	Balanced

### Unreconciled Items

Date	Description	Check No	Amount
Pacific Premier Bank Op			
10/29/2024	Integrated Vegetation Management, Inc	2674	-2,100.00
10/29/2024	Newport Exterminating, Inc	2675	-281.00
10/29/2024	Community Legal Advisors Inc	2673	-0.94
10/31/2024	Acct: 99245537 eCheck		400.00
Total Pacific Premier Bank Op			-1,981.94

### Reconciled Items

Date	Description	Check No	Amount
Pacific Premier Bank Op			
9/30/2024	Acct: 99245537 eCheck		400.00
10/1/2024	Acct: 99224387 eCheck		400.00
10/1/2024	Acct: 99224351 eCheck		400.00
10/1/2024	Acct: 99227232 eCheck		400.00
10/1/2024	Acct: 99224471 eCheck		400.00
10/1/2024	Lockbox - Klik ACH		1,200.00
10/1/2024	Lockbox - Klik Check		400.00

# South Coast Shores Homeowners Association

## Bank Account Reconciliation for Period 10/31/2024

Date	Description	Check No	Amount
10/2/2024	Lockbox - Klik ACH		3,600.00
10/2/2024	Lockbox - Klik Check		1,600.00
10/3/2024	Acct: 99247274 eCheck		400.00
10/3/2024	Acct: 99245992 eCheck		400.00
10/3/2024	Acct: 99245992 eCheck		400.00
10/3/2024	Lockbox - Klik ACH		1,200.00
10/3/2024	Lockbox - Klik Check		2,000.00
10/4/2024	Acct: 99237859 eCheck		400.00
10/4/2024	Acct: 99224357 eCheck		400.00
10/4/2024	Lockbox - Klik ACH		1,600.00
10/4/2024	Lockbox - Klik Check		800.00
10/5/2024	Acct: 99224386 ACH	ACH	400.00
10/5/2024	Acct: 99224390 ACH	ACH	400.00
10/5/2024	Acct: 99224398 ACH	ACH	400.00
10/5/2024	Acct: 99224399 ACH	ACH	400.00
10/5/2024	Acct: 99224402 ACH	ACH	400.00
10/5/2024	Acct: 99224404 ACH	ACH	400.00
10/5/2024	Acct: 99224408 ACH	ACH	400.00
10/5/2024	Acct: 99224409 ACH	ACH	400.00
10/5/2024	Acct: 99224414 ACH	ACH	400.00
10/5/2024	Acct: 99224416 ACH	ACH	400.00
10/5/2024	Acct: 99224417 ACH	ACH	400.00
10/5/2024	Acct: 99224421 ACH	ACH	400.00
10/5/2024	Acct: 99224423 ACH	ACH	400.00
10/5/2024	Acct: 99224428 ACH	ACH	400.00
10/5/2024	Acct: 99224435 ACH	ACH	400.00
10/5/2024	Acct: 99224440 ACH	ACH	400.00
10/5/2024	Acct: 99224443 ACH	ACH	400.00
10/5/2024	Acct: 99224445 ACH	ACH	400.00
10/5/2024	Acct: 99224448 ACH	ACH	400.00
10/5/2024	Acct: 99224449 ACH	ACH	400.00
10/5/2024	Acct: 99224453 ACH	ACH	400.00
10/5/2024	Acct: 99224463 ACH	ACH	400.00
10/5/2024	Acct: 99224468 ACH	ACH	400.00
10/5/2024	Acct: 99224473 ACH	ACH	400.00
10/5/2024	Acct: 99224478 ACH	ACH	400.00
10/5/2024	Acct: 99224487 ACH	ACH	400.00
10/5/2024	Acct: 99224491 ACH	ACH	400.00
10/5/2024	Acct: 99224284 ACH	ACH	400.00
10/5/2024	Acct: 99224492 ACH	ACH	400.00
10/5/2024	Acct: 99224497 ACH	ACH	400.00
10/5/2024	Acct: 99224290 ACH	ACH	400.00

# South Coast Shores Homeowners Association

## Bank Account Reconciliation for Period 10/31/2024

Date	Description	Check No	Amount
10/5/2024	Acct: 99224296 ACH	ACH	400.00
10/5/2024	Acct: 99224500 ACH	ACH	400.00
10/5/2024	Acct: 99224512 ACH	ACH	400.00
10/5/2024	Acct: 99224300 ACH	ACH	400.00
10/5/2024	Acct: 99224517 ACH	ACH	400.00
10/5/2024	Acct: 99224520 ACH	ACH	400.00
10/5/2024	Acct: 99224308 ACH	ACH	400.00
10/5/2024	Acct: 99224524 ACH	ACH	400.00
10/5/2024	Acct: 99224531 ACH	ACH	400.00
10/5/2024	Acct: 99224533 ACH	ACH	400.00
10/5/2024	Acct: 99224319 ACH	ACH	400.00
10/5/2024	Acct: 99224543 ACH	ACH	400.00
10/5/2024	Acct: 99224323 ACH	ACH	400.00
10/5/2024	Acct: 99224548 ACH	ACH	400.00
10/5/2024	Acct: 99224325 ACH	ACH	400.00
10/5/2024	Acct: 99224549 ACH	ACH	400.00
10/5/2024	Acct: 99224330 ACH	ACH	400.00
10/5/2024	Acct: 99224335 ACH	ACH	400.00
10/5/2024	Acct: 99224563 ACH	ACH	400.00
10/5/2024	Acct: 99239397 ACH	ACH	400.00
10/5/2024	Acct: 99224336 ACH	ACH	400.00
10/5/2024	Acct: 99241017 ACH	ACH	400.00
10/5/2024	Acct: 99224569 ACH	ACH	400.00
10/5/2024	Acct: 99224349 ACH	ACH	400.00
10/5/2024	Acct: 99242586 ACH	ACH	400.00
10/5/2024	Acct: 99224574 ACH	ACH	400.00
10/5/2024	Acct: 99246194 ACH	ACH	400.00
10/5/2024	Acct: 99224575 ACH	ACH	400.00
10/5/2024	Acct: 99224358 ACH	ACH	400.00
10/5/2024	Acct: 99250419 ACH	ACH	400.00
10/5/2024	Acct: 99224579 ACH	ACH	400.00
10/5/2024	Acct: 99224362 ACH	ACH	400.00
10/5/2024	Acct: 99252481 ACH	ACH	390.00
10/5/2024	Acct: 99224363 ACH	ACH	400.00
10/5/2024	Acct: 99252880 ACH	ACH	400.00
10/5/2024	Acct: 99224370 ACH	ACH	400.00
10/5/2024	Acct: 99224589 ACH	ACH	400.00
10/5/2024	Acct: 99224372 ACH	ACH	400.00
10/5/2024	Acct: 99224592 ACH	ACH	400.00
10/5/2024	Acct: 99254489 ACH	ACH	400.00
10/5/2024	Acct: 99224378 ACH	ACH	400.00
10/5/2024	Acct: 99224595 ACH	ACH	400.00

# South Coast Shores Homeowners Association

## Bank Account Reconciliation for Period 10/31/2024

Date	Description	Check No	Amount
10/5/2024	Acct: 99254858 ACH	ACH	400.00
10/5/2024	Acct: 99224599 ACH	ACH	400.00
10/5/2024	Acct: 99257699 ACH	ACH	400.00
10/5/2024	Acct: 99224380 ACH	ACH	400.00
10/5/2024	Acct: 99224612 ACH	ACH	400.00
10/5/2024	Acct: 99224384 ACH	ACH	400.00
10/5/2024	Acct: 99224629 ACH	ACH	400.00
10/5/2024	Acct: 99224644 ACH	ACH	400.00
10/5/2024	Acct: 99224662 ACH	ACH	400.00
10/5/2024	Acct: 99224666 ACH	ACH	400.00
10/5/2024	Acct: 99225775 ACH	ACH	400.00
10/5/2024	Acct: 99225863 ACH	ACH	400.00
10/5/2024	Acct: 99225990 ACH	ACH	400.00
10/5/2024	Acct: 99227181 ACH	ACH	400.00
10/5/2024	Acct: 99227353 ACH	ACH	400.00
10/5/2024	Acct: 99229854 ACH	ACH	400.00
10/5/2024	Acct: 99230534 ACH	ACH	400.00
10/5/2024	Acct: 99232666 ACH	ACH	400.00
10/5/2024	Acct: 99233746 ACH	ACH	400.00
10/5/2024	Acct: 99236494 ACH	ACH	400.00
10/5/2024	Acct: 99228677 eCheck		400.00
10/5/2024	Acct: 99224306 eCheck		400.00
10/5/2024	Acct: 99230522 eCheck		400.00
10/7/2024	Acct: 99224426 CC		612.96
10/7/2024	Lockbox - Klik ACH		1,600.00
10/7/2024	Lockbox - Klik Check		2,400.00
10/8/2024	Acct: 99224383 eCheck		400.00
10/8/2024	Lockbox - Klik ACH		800.00
10/9/2024	Acct: 99224588 eCheck		400.00
10/9/2024	Lockbox - Klik ACH		1,600.00
10/9/2024	Lockbox - Klik Check		964.96
10/11/2024	Acct: 99224413 eCheck		400.00
10/11/2024	Lockbox - Klik ACH		1,600.00
10/12/2024	Acct: 99229854 ACH Plan	ACH	435.00
10/15/2024	Acct: 99224279 eCheck		400.00
10/15/2024	Lockbox - Klik ACH		400.00
10/15/2024	Lockbox - Klik Check		1,200.00
10/17/2024	Lockbox - Klik ACH		400.00
10/17/2024	Lockbox - Klik Check		25.00
10/20/2024	Acct: 99224429 eCheck		400.00
10/20/2024	Acct: 99254461 eCheck		410.00
10/24/2024	Acct: 99257933 CC		410.00

# South Coast Shores Homeowners Association

## Bank Account Reconciliation for Period 10/31/2024

Date	Description	Check No	Amount
10/24/2024	Lockbox - Klik ACH		400.00
10/24/2024	Misc Deposit		4,296.89
10/28/2024	Lockbox - Klik ACH		400.00
10/29/2024	Lockbox - Klik Check		870.00
10/30/2024	Acct: 99254461 eCheck		400.00
10/30/2024	Lockbox - Klik ACH		1,200.00
10/30/2024	Lockbox - Klik Check		3,600.00
10/31/2024	Lockbox - Klik ACH		800.00
9/10/2024	Relentless Land Care	2650	-144.00
9/10/2024	Relentless Land Care	2650	-230.00
9/10/2024	Relentless Land Care	2650	-198.00
9/10/2024	Relentless Land Care	2650	-108.00
9/10/2024	Relentless Land Care	2650	-72.00
9/10/2024	Relentless Land Care	2650	-15,752.58
9/10/2024	Relentless Land Care	2650	-1,318.75
9/23/2024	Republic Services	2657	-7,731.17
9/23/2024	Community Legal Advisors, Inc	2658	-0.94
9/23/2024	Tri-County Lighting Services, Corp.	2659	-180.92
9/23/2024	Tri-County Lighting Services, Corp.	2659	-475.60
9/30/2024		2662	-224.30
9/30/2024	LaBarre and Oksnee Insurance Agency, Inc	2663	-3,984.75
9/30/2024	California Gate & Entry Systems	ACH	-220.48
10/1/2024	Optimum Professional Property Management (OPPM)	ACH	-3,275.00
10/7/2024	SCE		-5,317.56
10/7/2024	SoCal Gas		-687.74
10/8/2024	Concrete Hazard Solutions	2664	-6,307.00
10/8/2024	Cal-Sparkle	2665	-710.00
10/8/2024	Cal-Sparkle	2665	-564.07
10/8/2024	Relentless Land Care	2666	-1,318.75
10/8/2024	Relentless Land Care	2666	-15,752.58
10/8/2024	California Gate & Entry Systems	ACH	-1,572.56
10/9/2024	Transfer to Pacific Premier Bank MMA		-11,250.00
10/10/2024	Acct: 99224398 ACH ...6754		-400.00
10/10/2024	Franchise Tax Board - Franchise Tax		-400.00
10/11/2024	Acct: 99229854 ACH ...0334		-400.00
10/11/2024	Internal Revenue Service - IRS Payment		-894.00
10/15/2024	Doorking Inc.		-167.80
10/15/2024	Relentless Land Care	2667	-98.00
10/15/2024	Relentless Land Care	2667	-150.00
10/15/2024	Relentless Land Care	2667	-204.00
10/15/2024	Relentless Land Care	2667	-169.00
10/15/2024	Cal-Sparkle	2668	-272.52

# South Coast Shores Homeowners Association

## Bank Account Reconciliation for Period 10/31/2024

Date	Description	Check No	Amount
10/15/2024	Relentless Land Care	2667	-204.00
10/15/2024	Relentless Land Care	2667	-36.00
10/15/2024	Cal-Sparkle	2668	-140.00
10/15/2024	Relentless Land Care	2667	-195.00
10/15/2024	Relentless Land Care	2667	-59.00
10/15/2024	Relentless Land Care	2667	-130.00
10/15/2024	Relentless Land Care	2667	-10.00
10/15/2024	Relentless Land Care	2667	-204.00
10/15/2024	Relentless Land Care	2667	-195.00
10/15/2024	California Gate & Entry Systems	ACH	-85.00
10/15/2024	Relentless Land Care	2667	-98.00
10/15/2024	Relentless Land Care	2667	-138.00
10/15/2024	Relentless Land Care	2667	-98.00
10/15/2024	Inouye Shively, Klatt & McCorvey CPA's LLP	2669	-1,325.00
10/15/2024	Relentless Land Care	2667	-525.00
10/23/2024	Relentless Land Care	2670	-210.00
10/23/2024	Relentless Land Care	2670	-12.00
10/23/2024	Relentless Land Care	2670	-90.00
10/23/2024	Relentless Land Care	2670	-54.00
10/23/2024	Relentless Land Care	2670	-185.00
10/23/2024	Relentless Land Care	2670	-254.00
10/23/2024	Optimum Professional Property Management (OPPM)	ACH	-485.39
10/23/2024	California Gate & Entry Systems	ACH	-272.45
10/23/2024	Optimum Janitorial Services	ACH	-1,232.00
10/23/2024	Republic Services	2671	-7,731.17
10/23/2024	Concrete Hazard Solutions	2672	-11,713.00
10/29/2024	California Gate & Entry Systems	ACH	-185.00
10/31/2024		99245992	-400.00

**Total Pacific Premier Bank Op -25,203.27**

### Alliance Association Bank

10/16/2024	October Interest	361.28
------------	------------------	--------

**Total Alliance Association Bank 361.28**

### Comerica Bank

10/1/2024	October Interest	0.01
10/21/2024	Comerica Bank - Quarterly Bank Fee	-25.00

**Total Comerica Bank -24.99**

# South Coast Shores Homeowners Association

## Bank Account Reconciliation for Period 10/31/2024

Date	Description	Check No	Amount
First Foundation			
10/1/2024	October Interest		182.05
Total First Foundation			182.05
First Foundation Bank			
10/1/2024	October Interest		470.83
10/1/2024	October Interest		386.14
Total First Foundation Bank			856.97
First Foundation MMA			
10/1/2024	October Interest		8.53
Total First Foundation MMA			8.53
Pacific Premier Bank MMA			
10/9/2024	Transfer from Pacific Premier Bank Op		11,250.00
10/31/2024	October Interest		36.47
Total Pacific Premier Bank MMA			11,286.47



SOUTH COAST SHORES HOMEOWNERS  
ASSOCIATION  
OPTIMUM PROFESSIONAL PROPERTY  
MANAGEMENT INC.  
230 COMMERCE STE 250  
IRVINE CA 92602-1338

Page 1 of 1  
Branch 010  
Account Number: 3122001195  
Date 10/31/2024  
EM

HOA MONEY MARKET

Acct 3122001195

Summary of Activity Since Your Last Statement

Beginning Balance	10/01/24	114,668.29
Deposits / Misc Credits	2	11,286.47
Withdrawals / Misc Debits	0	.00
** Ending Balance	10/31/24	125,954.76 **
Service Charge		.00
Interest Paid Thru 10/31/24		36.47
Interest Paid Year To Date		188.77
Average Rate / Cycle Days		.35000 / 31

Deposits and Credits

Date	Deposits	Withdrawals	Activity Description
10/09	11,250.00		DataVault Transfer from #0834
10/31	36.47		INTEREST EARNED

Daily Balance Summary

Date	Balance	Date	Balance
10/09	125,918.29	10/31	125,954.76





SOUTH COAST SHORES HOMEOWNERS  
ASSOCIATION  
OPTIMUM PROFESSIONAL PROPERTY  
MANAGEMENT INC.  
230 COMMERCE STE 250  
IRVINE CA 92602-1338

Page 1 of 12  
Branch 010  
Account Number: 3121000834  
Date 10/31/2024  
EM

HOA NON INT CKG

Acct 3121000834

Summary of Activity Since Your Last Statement

Beginning Balance	10/01/24	248,479.35	
Deposits / Misc Credits	131	81,214.81	
Withdrawals / Misc Debits	31	106,418.08	
** Ending Balance	10/31/24	223,276.08	**
Service Charge		.00	
Enclosures		15	

Deposits and Credits

Date	Deposits	Withdrawals	Activity Description
10/01	400.00		PayLease.com/Settlement
			000022025227750 Optimum Property Manag
10/01	1,200.00		Optimum Property/Catch CR
			513626 eKlik
10/01	400.00		HOA LOCKBOX DEPOSIT
10/02	1,600.00		PayLease.com/Settlement
			000022048915858 Optimum Property Manag
10/02	3,600.00		Optimum Property/Catch CR
			513626 eKlik
10/02	1,600.00		HOA LOCKBOX DEPOSIT
10/03	1,200.00		Optimum Property/Catch CR
			513626 eKlik
10/03	2,000.00		HOA LOCKBOX DEPOSIT
10/04	400.00		PayLease.com/Settlement
			000022083097462 Optimum Property Manag
10/04	1,600.00		Optimum Property/Catch CR
			513626 eKlik
10/04	800.00		HOA LOCKBOX DEPOSIT
10/07	1,200.00		PayLease.com/Settlement
			000022097546238 Optimum Property Manag
10/07	1,600.00		Optimum Property/Catch CR
			513626 eKlik
10/07	2,400.00		HOA LOCKBOX DEPOSIT
10/08	390.00		South Coast Shor/OwnerDraft
			O99252481 South Coast Shores Hom
10/08	400.00		South Coast Shor/OwnerDraft



SOUTH COAST SHORES HOMEOWNERS  
ASSOCIATION  
OPTIMUM PROFESSIONAL PROPERTY  
MANAGEMENT INC.  
230 COMMERCE STE 250  
IRVINE CA 92602-1338

Page 2 of 12  
Branch 010  
Account Number: 3121000834  
Date 10/31/2024

EM

Deposits and Credits

Date	Deposits	Withdrawals	Activity Description
10/08	400.00		099224512 South Coast Shores Hom South Coast Shor/OwnerDraft
10/08	400.00		099224363 South Coast Shores Hom South Coast Shor/OwnerDraft
10/08	400.00		099224404 South Coast Shores Hom South Coast Shor/OwnerDraft
10/08	400.00		099224445 South Coast Shores Hom South Coast Shor/OwnerDraft
10/08	400.00		099224589 South Coast Shores Hom South Coast Shor/OwnerDraft
10/08	400.00		099224548 South Coast Shores Hom South Coast Shor/OwnerDraft
10/08	400.00		099224428 South Coast Shores Hom South Coast Shor/OwnerDraft
10/08	400.00		099242586 South Coast Shores Hom South Coast Shor/OwnerDraft
10/08	400.00		099224421 South Coast Shores Hom South Coast Shor/OwnerDraft
10/08	400.00		099224579 South Coast Shores Hom South Coast Shor/OwnerDraft
10/08	400.00		099224563 South Coast Shores Hom South Coast Shor/OwnerDraft
10/08	400.00		099224349 South Coast Shores Hom South Coast Shor/OwnerDraft
10/08	400.00		099227181 South Coast Shores Hom South Coast Shor/OwnerDraft
10/08	400.00		099224533 South Coast Shores Hom South Coast Shor/OwnerDraft
10/08	400.00		099224414 South Coast Shores Hom South Coast Shor/OwnerDraft
10/08	400.00		099224492 South Coast Shores Hom South Coast Shor/OwnerDraft
10/08	400.00		099224398 South Coast Shores Hom South Coast Shor/OwnerDraft
10/08	400.00		099224612 South Coast Shores Hom South Coast Shor/OwnerDraft
10/08	400.00		099224330 South Coast Shores Hom South Coast Shor/OwnerDraft
10/08	400.00		099224296 South Coast Shores Hom



SOUTH COAST SHORES HOMEOWNERS  
ASSOCIATION  
OPTIMUM PROFESSIONAL PROPERTY  
MANAGEMENT INC.  
230 COMMERCE STE 250  
IRVINE CA 92602-1338

Page 3 of 12  
Branch 010  
Account Number: 3121000834  
Date 10/31/2024  
EM

Deposits and Credits

Date	Deposits	Withdrawals	Activity Description
10/08	400.00		South Coast Shor/OwnerDraft 099224473 South Coast Shores Hom
10/08	400.00		South Coast Shor/OwnerDraft 099224423 South Coast Shores Hom
10/08	400.00		South Coast Shor/OwnerDraft 099224666 South Coast Shores Hom
10/08	400.00		South Coast Shor/OwnerDraft 099252880 South Coast Shores Hom
10/08	400.00		South Coast Shor/OwnerDraft 099254858 South Coast Shores Hom
10/08	400.00		South Coast Shor/OwnerDraft 099224443 South Coast Shores Hom
10/08	400.00		South Coast Shor/OwnerDraft 099257699 South Coast Shores Hom
10/08	400.00		South Coast Shor/OwnerDraft 099224440 South Coast Shores Hom
10/08	400.00		South Coast Shor/OwnerDraft 099224319 South Coast Shores Hom
10/08	400.00		South Coast Shor/OwnerDraft 099227353 South Coast Shores Hom
10/08	400.00		South Coast Shor/OwnerDraft 099232666 South Coast Shores Hom
10/08	400.00		South Coast Shor/OwnerDraft 099224435 South Coast Shores Hom
10/08	400.00		South Coast Shor/OwnerDraft 099224478 South Coast Shores Hom
10/08	400.00		South Coast Shor/OwnerDraft 099224463 South Coast Shores Hom
10/08	400.00		South Coast Shor/OwnerDraft 099250419 South Coast Shores Hom
10/08	400.00		South Coast Shor/OwnerDraft 099224408 South Coast Shores Hom
10/08	400.00		South Coast Shor/OwnerDraft 099224335 South Coast Shores Hom
10/08	400.00		South Coast Shor/OwnerDraft 099224390 South Coast Shores Hom
10/08	400.00		South Coast Shor/OwnerDraft 099225863 South Coast Shores Hom
10/08	400.00		South Coast Shor/OwnerDraft



SOUTH COAST SHORES HOMEOWNERS  
ASSOCIATION  
OPTIMUM PROFESSIONAL PROPERTY  
MANAGEMENT INC.  
230 COMMERCE STE 250  
IRVINE CA 92602-1338

Page 4 of 12  
Branch 010  
Account Number: 3121000834  
Date 10/31/2024

EM

### Deposits and Credits

Date	Deposits	Withdrawals	Activity Description
10/08	400.00		099224574 South Coast Shores Hom South Coast Shor/OwnerDraft
10/08	400.00		099224362 South Coast Shores Hom South Coast Shor/OwnerDraft
10/08	400.00		099224531 South Coast Shores Hom South Coast Shor/OwnerDraft
10/08	400.00		099224300 South Coast Shores Hom South Coast Shor/OwnerDraft
10/08	400.00		099224308 South Coast Shores Hom South Coast Shor/OwnerDraft
10/08	400.00		099224491 South Coast Shores Hom South Coast Shor/OwnerDraft
10/08	400.00		099241017 South Coast Shores Hom South Coast Shor/OwnerDraft
10/08	400.00		099224448 South Coast Shores Hom South Coast Shor/OwnerDraft
10/08	400.00		099224468 South Coast Shores Hom South Coast Shor/OwnerDraft
10/08	400.00		099224380 South Coast Shores Hom South Coast Shor/OwnerDraft
10/08	400.00		099224386 South Coast Shores Hom South Coast Shor/OwnerDraft
10/08	400.00		099224323 South Coast Shores Hom South Coast Shor/OwnerDraft
10/08	400.00		099224409 South Coast Shores Hom South Coast Shor/OwnerDraft
10/08	400.00		099224575 South Coast Shores Hom South Coast Shor/OwnerDraft
10/08	400.00		099224372 South Coast Shores Hom South Coast Shor/OwnerDraft
10/08	400.00		099224500 South Coast Shores Hom South Coast Shor/OwnerDraft
10/08	400.00		099230534 South Coast Shores Hom South Coast Shor/OwnerDraft
10/08	400.00		099224569 South Coast Shores Hom South Coast Shor/OwnerDraft
10/08	400.00		099224370 South Coast Shores Hom South Coast Shor/OwnerDraft
10/08	400.00		099224358 South Coast Shores Hom



SOUTH COAST SHORES HOMEOWNERS  
ASSOCIATION  
OPTIMUM PROFESSIONAL PROPERTY  
MANAGEMENT INC.  
230 COMMERCE STE 250  
IRVINE CA 92602-1338

Page 5 of 12  
Branch 010  
Account Number: 3121000834  
Date 10/31/2024  
EM

Deposits and Credits

Date	Deposits	Withdrawals	Activity Description
10/08	400.00		South Coast Shor/OwnerDraft 099229854 South Coast Shores Hom
10/08	400.00		South Coast Shor/OwnerDraft 099239397 South Coast Shores Hom
10/08	400.00		South Coast Shor/OwnerDraft 099224595 South Coast Shores Hom
10/08	400.00		South Coast Shor/OwnerDraft 099236494 South Coast Shores Hom
10/08	400.00		South Coast Shor/OwnerDraft 099225775 South Coast Shores Hom
10/08	400.00		South Coast Shor/OwnerDraft 099254489 South Coast Shores Hom
10/08	400.00		South Coast Shor/OwnerDraft 099224549 South Coast Shores Hom
10/08	400.00		South Coast Shor/OwnerDraft 099224524 South Coast Shores Hom
10/08	400.00		South Coast Shor/OwnerDraft 099224399 South Coast Shores Hom
10/08	400.00		South Coast Shor/OwnerDraft 099224378 South Coast Shores Hom
10/08	400.00		South Coast Shor/OwnerDraft 099246194 South Coast Shores Hom
10/08	400.00		South Coast Shor/OwnerDraft 099224497 South Coast Shores Hom
10/08	400.00		South Coast Shor/OwnerDraft 099224284 South Coast Shores Hom
10/08	400.00		South Coast Shor/OwnerDraft 099224543 South Coast Shores Hom
10/08	400.00		South Coast Shor/OwnerDraft 099233746 South Coast Shores Hom
10/08	400.00		South Coast Shor/OwnerDraft 099224662 South Coast Shores Hom
10/08	400.00		South Coast Shor/OwnerDraft 099224629 South Coast Shores Hom
10/08	400.00		South Coast Shor/OwnerDraft 099224644 South Coast Shores Hom
10/08	400.00		South Coast Shor/OwnerDraft 099224384 South Coast Shores Hom
10/08	400.00		South Coast Shor/OwnerDraft



SOUTH COAST SHORES HOMEOWNERS  
ASSOCIATION  
OPTIMUM PROFESSIONAL PROPERTY  
MANAGEMENT INC.  
230 COMMERCE STE 250  
IRVINE CA 92602-1338

Page 6 of 12  
Branch 010  
Account Number: 3121000834  
Date 10/31/2024

EM

Deposits and Credits

Date	Deposits	Withdrawals	Activity Description
10/08	400.00		099224449 South Coast Shores Hom South Coast Shor/OwnerDraft
10/08	400.00		099224416 South Coast Shores Hom South Coast Shor/OwnerDraft
10/08	400.00		099224402 South Coast Shores Hom South Coast Shor/OwnerDraft
10/08	400.00		099224290 South Coast Shores Hom South Coast Shor/OwnerDraft
10/08	400.00		099224520 South Coast Shores Hom South Coast Shor/OwnerDraft
10/08	400.00		099224487 South Coast Shores Hom South Coast Shor/OwnerDraft
10/08	400.00		099224517 South Coast Shores Hom South Coast Shor/OwnerDraft
10/08	400.00		099224336 South Coast Shores Hom South Coast Shor/OwnerDraft
10/08	400.00		099224453 South Coast Shores Hom South Coast Shor/OwnerDraft
10/08	400.00		099225990 South Coast Shores Hom South Coast Shor/OwnerDraft
10/08	400.00		099224599 South Coast Shores Hom South Coast Shor/OwnerDraft
10/08	400.00		099224592 South Coast Shores Hom South Coast Shor/OwnerDraft
10/08	400.00		099224325 South Coast Shores Hom South Coast Shor/OwnerDraft
10/08	612.96		099224417 South Coast Shores Hom PAYLEASE.COM/CREDIT
10/08	800.00		392976570 Optimum Property Manag Optimum Property/Catch CR
10/08	1,200.00		513626 eKlik PayLease.com/Settlement
10/09	400.00		000022117885610 Optimum Property Manag PayLease.com/Settlement
10/09	1,600.00		000022133759102 Optimum Property Manag Optimum Property/Catch CR
10/09	964.96		513626 eKlik HOA LOCKBOX DEPOSIT
10/11	400.00		PayLease.com/Settlement



SOUTH COAST SHORES HOMEOWNERS  
ASSOCIATION  
OPTIMUM PROFESSIONAL PROPERTY  
MANAGEMENT INC.  
230 COMMERCE STE 250  
IRVINE CA 92602-1338

Page 7 of 12  
Branch 010  
Account Number: 3121000834  
Date 10/31/2024  
EM

### Deposits and Credits

Date	Deposits	Withdrawals	Activity Description
10/11	1,600.00		000022145973078 Optimum Property Manag Optimum Property/Catch CR 513626 eKlik
10/15	400.00		Optimum Property/Catch CR 513626 eKlik
10/15	1,200.00		HOA LOCKBOX DEPOSIT
10/16	435.00		South Coast Shor/OwnerDraft 099229854 South Coast Shores Hom
10/16	800.00		PayLease.com/Settlement 000022170553450 Optimum Property Manag
10/17	400.00		Optimum Property/Catch CR 513626 eKlik
10/17	25.00		HOA LOCKBOX DEPOSIT
10/22	810.00		PayLease.com/Settlement 000022212929510 Optimum Property Manag
10/24	400.00		Optimum Property/Catch CR 513626 eKlik
10/24	4,296.89		HOA LOCKBOX DEPOSIT
10/25	410.00		PAYLEASE.COM/CREDIT 394194169 Optimum Property Manag
10/28	400.00		Optimum Property/Catch CR 513626 eKlik
10/29	870.00		HOA LOCKBOX DEPOSIT
10/30	1,200.00		Optimum Property/Catch CR 513626 eKlik
10/30	3,600.00		HOA LOCKBOX DEPOSIT
10/31	400.00		PayLease.com/Settlement 000022279648970 Optimum Property Manag
10/31	800.00		Optimum Property/Catch CR 513626 eKlik

### Withdrawals and Debits

Date	Deposits	Withdrawals	Activity Description
10/01		220.48	South Coast Shor/Invoice X4271742 South Coast Shores Hom
10/02		3,275.00	South Coast Shor/Invoice X4287062 South Coast Shores Hom
10/09		11,250.00	DataVault Transfer to #1195
10/09		687.74	SOUTHERN CALIFOR/SIMPLEPAY 109508170079066 SOUTH COAST SHORES
10/09		1,572.56	South Coast Shor/Invoice



SOUTH COAST SHORES HOMEOWNERS  
ASSOCIATION  
OPTIMUM PROFESSIONAL PROPERTY  
MANAGEMENT INC.  
230 COMMERCE STE 250  
IRVINE CA 92602-1338

Page 8 of 12  
Branch 010  
Account Number: 3121000834  
Date 10/31/2024

EM

### Withdrawals and Debits

Date	Deposits	Withdrawals	Activity Description
10/09		5,317.56	X4269395 South Coast Shores Hom SO CAL EDISON CO/DIRECTPAY 700132505579 SOUTH COAST SHORES HOA
10/09		400.00	ACH Return Debit James P Phelan 099224398 Account Closed
10/10		400.00	FRANCHISE TAX BO/PAYMENTS *****2656 PM SOUTH CO
10/10		400.00	ACH Return Debit Armando Pena 099229854 Insufficient Funds
10/11		894.00	IRS/USATAXPYMT *****8590163451 SOUTH COAST SHORE HO
10/15		167.80	DOORKING, INC/DOORKING M120696209101 SOUTH COAST SHORES
10/17		85.00	South Coast Shor/Invoice X4289473 South Coast Shores Hom
10/24		272.45	South Coast Shor/Invoice X4352642 South Coast Shores Hom
10/24		485.39	South Coast Shor/Invoice X4337467 South Coast Shores Hom
10/24		1,232.00	South Coast Shor/Invoice X4346668 South Coast Shores Hom
10/30		185.00	South Coast Shor/Invoice X4375520 South Coast Shores Hom

### Checks in Check Number Order

Date	Check No	Amount	Date	Check No	Amount	Date	Check No	Amount
10/03	2650	17,823.33	10/08	2663	3,984.75	10/28	2668	412.52
10/04	2657*	7,731.17	10/15	2664	6,307.00	10/22	2669	1,325.00
10/04	2658	.94	10/17	2665	1,274.07	10/31	2670	805.00
10/02	2659	656.52	10/31	2666	17,071.33	10/28	2671	7,731.17
10/04	2662*	224.30	10/31	2667	2,513.00	10/28	2672	11,713.00

\* indicates a break in check number sequence

### Daily Balance Summary

Date	Balance	Date	Balance	Date	Balance
10/01	250,258.87	10/02	253,127.35	10/03	238,504.02





SOUTH COAST SHORES HOMEOWNERS  
ASSOCIATION  
OPTIMUM PROFESSIONAL PROPERTY  
MANAGEMENT INC.  
230 COMMERCE STE 250  
IRVINE CA 92602-1338

Page 9 of 12  
Branch 010  
Account Number: 3121000834  
Date 10/31/2024  
EM

Daily Balance Summary

Date	Balance	Date	Balance	Date	Balance
10/04	233,347.61	10/15	253,534.12	10/28	236,980.41
10/07	238,547.61	10/16	254,769.12	10/29	237,850.41
10/08	274,365.82	10/17	253,835.05	10/30	242,465.41
10/09	258,102.92	10/22	253,320.05	10/31	223,276.08
10/10	257,302.92	10/24	256,027.10		
10/11	258,408.92	10/25	256,437.10		



Alliance Association Bank, a division of Western Alliance Bank.  
Member FDIC.  
PO Box 26237 • Las Vegas, NV 89126-0237  
Return Service Requested

Last statement: September 30, 2024  
This statement: October 31, 2024  
Total days in statement period: 31

SOUTH COAST SHORES HOMEOWNERS ASSOC  
C/O OPTIMUM PROFESSIONAL PROPERTY  
COD  
230 COMMERCE SUITE 250  
IRVINE CA 92602-1338

Page 1  
XXXXXX2689  
( 0)

Direct inquiries to:  
888-734-4567

Alliance Association Bank  
3033 W Ray Road, Ste 200  
Chandler AZ 85226

THANK YOU FOR BANKING WITH US!

AAB CD

Account number	XXXXXX2689
Total principal	\$101,749.42
Total current balance	\$102,110.70
Total interest year to date	\$4,127.80

DAILY ACTIVITY

Date	Description	Additions	Subtractions	Balance
09-30	Beginning balance			\$101,749.42
10-16	Interest Credit	361.28		102,110.70
10-31	Ending totals	361.28	.00	\$102,110.70

Thank you for banking with Alliance Association Bank



18101 Von Karman Avenue  
Suite 750  
Irvine, CA 92612

ADDRESS SERVICE REQUESTED

SOUTH COAST SHORES HOMEOWNERS  
ASSOCIATION  
C/O OPTIMUM PROPERTY MGMT INC  
230 COMMERCE STE 250  
IRVINE CA 92602-1338

## Statement Ending 10/31/2024

Page 1 of 2

### Managing Your Accounts

	Toll-Free:	(888) 405-4332
	Online:	www.firstfoundationinc.com
	Mailing:	24181 Ronda Del Rossmoor Laguna Hills, CA 92653

### Summary of Accounts

Account Type	Account Number	Ending Balance
Business Money Market Promo	XXXXXXXXX1197	\$10,045.82

### Business Money Market Promo - XXXXXXXXX1197

#### Account Summary

Date	Description	Amount
10/01/2024	Beginning Balance	\$10,037.29
	1 Credit(s) This Period	\$8.53
	0 Debit(s) This Period	\$0.00
10/31/2024	Ending Balance	\$10,045.82

#### Interest Summary

Description	Amount
Annual Percentage Yield Earned	1.01%
Interest Days	31
Interest Earned	\$0.00
Interest Paid This Period	\$8.53
Interest Paid Year-to-Date	\$101.69
Earnings Balance	\$10,037.29

#### Deposits

Date	Description	Amount
10/31/2024	Accr Earning Pymt Added to Account	\$8.53

#### Daily Balances

Date	Amount	Date	Amount
10/01/2024	\$10,037.29	10/31/2024	\$10,045.82

#### Overdraft and Returned Item Fees

	Total for this period	Total year-to-date
Total Overdraft Fees	\$0.00	\$0.00
Total Returned Item Fees	\$0.00	\$0.00

Account	6012017797	SOUTH COAST SHO	Branch	12
			Accr Thru	11/03/2024
			Balance	101,429.36
			Status	Active

Main

SOUTH COAST SHORES HOMEOWNERS ASSOCIATION C/O OPTIMUM PROPERTY MGMT INC 230 COMMERCE, STE 250 IRVINE CA 92602		TIN 95 2930418 Date of Birth Email kvos@optimumpm.com Work Phone (714)508-9070  Additional	Interest Earn YTD 3,857.99 Interest Earn LYR 1,537.68 Earnings Term 1 Months Next Earnings Date 11/14/2024 Maturity Term 13 Months Next Maturity Date 11/14/2024 Interest Rate 4.6410 Earnings Compound Anticipated Earnings 400.56 Current Balance 101,429.36 Accrued Earnings 271.18 Penalty 2,321.43 Proof/Memo 0.00 Redemption Amt 99,379.11
CIF Comments			
Location	Not Applicable	Owner	Corporation
Type	12-17 Month CD	Account Type	C Corporation
Officer	E Sicat Soufi		

History View History

Date	Maint Date	Description	Amount	Balance	Reference	Reference Account	DC	TC	User	Presented	RBS	Basis	Earnings Distr
10/14/2020		Opening Deposit	95,157.00	95,157.00				100		10/14/2020	12539169	0.00	0.00
11/14/2020		Accr Earning Payment	44.46	95,201.46	Added to Acct			111				0.00	0.00
12/14/2020		Accr Earning Payment	43.05	95,244.51	Added to Acct			111				0.00	0.00
01/14/2021		Accr Earning Payment	44.50	95,289.01	Added to Acct			111				0.00	0.00
02/14/2021		Accr Earning Payment	44.52	95,333.53	Added to Acct			111				0.00	0.00
03/14/2021		Accr Earning Payment	40.23	95,373.76	Added to Acct			111				0.00	0.00
04/14/2021		Accr Earning Payment	44.56	95,418.32	Added to Acct			111				0.00	0.00
05/14/2021		Accr Earning Payment	43.14	95,461.46	Added to Acct			111				0.00	0.00
06/14/2021		Accr Earning Payment	44.60	95,506.06	Added to Acct			111				0.00	0.00
07/14/2021		Accr Earning Payment	43.18	95,549.24	Added to Acct			111				0.00	0.00
08/14/2021		Accr Earning Payment	44.64	95,593.88	Added to Acct			111				0.00	0.00
09/14/2021		Accr Earning Payment	44.66	95,638.54	Added to Acct			111				0.00	0.00
10/14/2021		Accr Earning Payment	43.24	95,681.78	Added to Acct			111				0.00	0.00
10/14/2021		Rate Change	0.00	95,681.78	0.5500- 0.2000			60				0.00	0.00
11/14/2021		Accr Earning Payment	16.25	95,698.03	Added to Acct			111				0.00	0.00
12/14/2021		Accr Earning Payment	15.73	95,713.76	Added to Acct			111				0.00	0.00
01/14/2022		Accr Earning Payment	16.26	95,730.02	Added to Acct			111				0.00	0.00
02/14/2022		Accr Earning Payment	16.26	95,746.28	Added to Acct			111				0.00	0.00
03/14/2022		Accr Earning Payment	14.69	95,760.97	Added to Acct			111				0.00	0.00
04/14/2022		Accr Earning Payment	16.27	95,777.24	Added to Acct			111				0.00	0.00
05/14/2022		Accr Earning Payment	15.75	95,792.99	Added to Acct			111				0.00	0.00
06/14/2022		Accr Earning Payment	16.27	95,809.26	Added to Acct			111				0.00	0.00
07/14/2022		Accr Earning Payment	15.75	95,825.01	Added to Acct			111				0.00	0.00
08/14/2022		Accr Earning Payment	16.28	95,841.29	Added to Acct			111				0.00	0.00
09/14/2022		Accr Earning Payment	16.28	95,857.57	Added to Acct			111				0.00	0.00
10/14/2022		Accr Earning Payment	15.76	95,873.33	Added to Acct			111				0.00	0.00
10/14/2022		Rate Change	0.00	95,873.33	0.2000- 1.0000			60				0.00	0.00
11/14/2022		Accr Earning Payment	81.46	95,954.79	Added to Acct			111				0.00	0.00
12/14/2022		Accr Earning Payment	78.90	96,033.69	Added to Acct			111				0.00	0.00
01/14/2023		Accr Earning Payment	81.60	96,115.29	Added to Acct			111				0.00	0.00
02/14/2023		Accr Earning Payment	81.67	96,196.96	Added to Acct			111				0.00	0.00
03/14/2023		Accr Earning Payment	73.82	96,270.78	Added to Acct			111				0.00	0.00
04/14/2023		Accr Earning Payment	81.80	96,352.58	Added to Acct			111				0.00	0.00
05/14/2023		Accr Earning Payment	79.23	96,431.81	Added to Acct			111				0.00	0.00
06/14/2023		Accr Earning Payment	81.93	96,513.74	Added to Acct			111				0.00	0.00
07/14/2023		Accr Earning Payment	79.36	96,593.10	Added to Acct			111				0.00	0.00
08/14/2023		Accr Earning Payment	82.07	96,675.17	Added to Acct			111				0.00	0.00
09/14/2023		Accr Earning Payment	82.14	96,757.31	Added to Acct			111				0.00	0.00

10/14/2023	Accr Earning Payment	79.56	96,836.87	Added to Acct	111	0.00	0.00
10/16/2023	Rate Change	0.00	96,836.87	1.0000– 4.6410	60	0.00	0.00
11/14/2023	Accr Earning Payment	363.04	97,199.91	Added to Acct	111	0.00	0.00
12/14/2023	Accr Earning Payment	371.46	97,571.37	Added to Acct	111	0.00	0.00
01/14/2024	Accr Earning Payment	385.33	97,956.70	Added to Acct	111	0.00	0.00
02/14/2024	Accr Earning Payment	386.85	98,343.55	Added to Acct	111	0.00	0.00
03/14/2024	Accr Earning Payment	363.28	98,706.83	Added to Acct	111	0.00	0.00
04/14/2024	Accr Earning Payment	389.81	99,096.64	Added to Acct	111	0.00	0.00
05/14/2024	Accr Earning Payment	378.70	99,475.34	Added to Acct	111	0.00	0.00
06/14/2024	Accr Earning Payment	392.85	99,868.19	Added to Acct	111	0.00	0.00
07/14/2024	Accr Earning Payment	381.65	100,249.84	Added to Acct	111	0.00	0.00
08/14/2024	Accr Earning Payment	395.91	100,645.75	Added to Acct	111	0.00	0.00
09/14/2024	Accr Earning Payment	397.47	101,043.22	Added to Acct	111	0.00	0.00
*10/14/2024	Accr Earning Payment	386.14	101,429.36	Added to Acct	111	0.00	0.00

Account	6012017973	SOUTH COAST SHO	Branch	12
			Accr Thru	11/03/2024
			Balance	167,254.91
			Status	Active

Main

SOUTH COAST SHORES HOMEOWNERS ASSOCIATION C/O OPTIMUM PROPERTY MGMT INC 230 COMMERCE, STE 250 IRVINE CA 92602		TIN 95 2930418 Date of Birth Email kvos@optimumpm.com Work Phone (714)508--9070  Additional	Interest Earn YTD 5,246.24 Interest Earn LYR 5,841.80 Earnings Term 1 Months Next Earnings Date 12/01/2024 Maturity Term 13 Months Next Maturity Date 02/01/2025 Interest Rate 3.4400 Earnings Compound Anticipated Earnings 473.54 Current Balance 167,254.91 Accrued Earnings 47.29 Penalty 2,837.38 Proof/Memo 0.00 Redemption Amt 164,464.82
CIF Comments			
Location	Not Applicable	Owner	Corporation
Type	13--25 Mo Promo	Account Type	C Corporation
Officer	E Sicat Soufi		

History View History

Date	Maint Date	Description	Amount	Balance	Reference	Reference Account	DC	TC User	Presented	RBS	Basis	Earnings Distr
12/01/2020		Opening Deposit	155,000.00	155,000.00				100	12/01/2020	12167737	0.00	0.00
01/01/2021		Accr Earning Payment	72.42	155,072.42	Added to Acct			111			0.00	0.00
02/01/2021		Accr Earning Payment	72.45	155,144.87	Added to Acct			111			0.00	0.00
03/01/2021		Accr Earning Payment	65.47	155,210.34	Added to Acct			111			0.00	0.00
04/01/2021		Accr Earning Payment	72.52	155,282.86	Added to Acct			111			0.00	0.00
05/01/2021		Accr Earning Payment	70.21	155,353.07	Added to Acct			111			0.00	0.00
06/01/2021		Accr Earning Payment	72.59	155,425.66	Added to Acct			111			0.00	0.00
07/01/2021		Accr Earning Payment	70.28	155,495.94	Added to Acct			111			0.00	0.00
08/01/2021		Accr Earning Payment	72.65	155,568.59	Added to Acct			111			0.00	0.00
09/01/2021		Accr Earning Payment	72.69	155,641.28	Added to Acct			111			0.00	0.00
10/01/2021		Accr Earning Payment	70.37	155,711.65	Added to Acct			111			0.00	0.00
11/01/2021		Accr Earning Payment	72.75	155,784.40	Added to Acct			111			0.00	0.00
12/01/2021		Accr Earning Payment	70.44	155,854.84	Added to Acct			111			0.00	0.00
12/01/2021		Rate Change	0.00	155,854.84	0.5500-- 0.2000			60			0.00	0.00
01/01/2022		Accr Earning Payment	26.48	155,881.32	Added to Acct			111			0.00	0.00
02/01/2022		Accr Earning Payment	26.48	155,907.80	Added to Acct			111			0.00	0.00
03/01/2022		Accr Earning Payment	23.92	155,931.72	Added to Acct			111			0.00	0.00
04/01/2022		Accr Earning Payment	26.49	155,958.21	Added to Acct			111			0.00	0.00
05/01/2022		Accr Earning Payment	25.64	155,983.85	Added to Acct			111			0.00	0.00
06/01/2022		Accr Earning Payment	26.50	156,010.35	Added to Acct			111			0.00	0.00
07/01/2022		Accr Earning Payment	25.65	156,036.00	Added to Acct			111			0.00	0.00
08/01/2022		Accr Earning Payment	26.51	156,062.51	Added to Acct			111			0.00	0.00
09/01/2022		Accr Earning Payment	26.51	156,089.02	Added to Acct			111			0.00	0.00
10/01/2022		Accr Earning Payment	25.66	156,114.68	Added to Acct			111			0.00	0.00
11/01/2022		Accr Earning Payment	26.52	156,141.20	Added to Acct			111			0.00	0.00
12/01/2022		Accr Earning Payment	25.67	156,166.87	Added to Acct			111			0.00	0.00
12/01/2022		Rate Change	0.00	156,166.87	0.2000-- 1.0000			60			0.00	0.00
12/02/2022		Rate Change	0.00	156,166.87	1.0000-- 3.6800			60			0.00	0.00
01/01/2023		Accr Earning Payment	477.33	156,644.20	Added to Acct			111			0.00	0.00
02/01/2023		Accr Earning Payment	490.33	157,134.53	Added to Acct			111			0.00	0.00
03/01/2023		Accr Earning Payment	444.20	157,578.73	Added to Acct			111			0.00	0.00
04/01/2023		Accr Earning Payment	493.25	158,071.98	Added to Acct			111			0.00	0.00
05/01/2023		Accr Earning Payment	478.81	158,550.79	Added to Acct			111			0.00	0.00
06/01/2023		Accr Earning Payment	496.30	159,047.09	Added to Acct			111			0.00	0.00
07/01/2023		Accr Earning Payment	481.77	159,528.86	Added to Acct			111			0.00	0.00
08/01/2023		Accr Earning Payment	499.36	160,028.22	Added to Acct			111			0.00	0.00
09/01/2023		Accr Earning Payment	500.92	160,529.14	Added to Acct			111			0.00	0.00
10/01/2023		Accr Earning Payment	486.26	161,015.40	Added to Acct			111			0.00	0.00

11/01/2023	Accr Earning Payment	504.01	161,519.41	Added to Acct	111	0.00	0.00
12/01/2023	Accr Earning Payment	489.26	162,008.67	Added to Acct	111	0.00	0.00
01/01/2024	Accr Earning Payment	507.12	162,515.79	Added to Acct	111	0.00	0.00
01/01/2024	Rate Change	0.00	162,515.79	3.6800– 1.0000	60	0.00	0.00
01/01/2024	Rate Change	0.00	162,515.79	1.0000– 3.4400	60	0.00	0.00
02/01/2024	Accr Earning Payment	475.49	162,991.28	Added to Acct	111	0.00	0.00
03/01/2024	Accr Earning Payment	446.07	163,437.35	Added to Acct	111	0.00	0.00
04/01/2024	Accr Earning Payment	478.18	163,915.53	Added to Acct	111	0.00	0.00
05/01/2024	Accr Earning Payment	464.09	164,379.62	Added to Acct	111	0.00	0.00
06/01/2024	Accr Earning Payment	480.94	164,860.56	Added to Acct	111	0.00	0.00
07/01/2024	Accr Earning Payment	466.76	165,327.32	Added to Acct	111	0.00	0.00
08/01/2024	Accr Earning Payment	483.71	165,811.03	Added to Acct	111	0.00	0.00
09/01/2024	Accr Earning Payment	485.13	166,296.16	Added to Acct	111	0.00	0.00
10/01/2024	Accr Earning Payment	470.83	166,766.99	Added to Acct	111	0.00	0.00
*11/01/2024	Accr Earning Payment	487.92	167,254.91	Added to Acct	111	0.00	0.00

data:text/html;charset=utf-8;base64,PCFET0NUWVBIH0bWw+DQo8aHRtdD4NCjxoZWZkPg0KPHRpdGxIPkNEIElucXVpcnkg4oCTIFNPVVRIENPQVNUIFNITzwvdGI0bGU+DQo8c3R5bGU+DQog... 1/1





## Your Ameriprise statement

for October 1, 2024 to October 31, 2024

PREPARED FOR SOUTH COAST SHORES HOMEOWNERS ASSOCIATION

### Value of your investment accounts

	This month	This year
Beginning value	\$74,106.06	\$0.00
Net deposits & withdrawals	\$0.00	\$71,112.52
Dividends, interest & income	\$0.01	\$3,034.83
Change in value	-\$16.12	-\$57.40
Ending value	<b>\$74,089.95</b>	<b>\$74,089.95</b>

### Your asset allocation



Asset class	Value on Oct 31, 2024	Percent of assets
Cash & cash investments*	\$60.35	0.1%
Fixed income	\$74,029.60	99.9%
<b>Total assets</b>	<b>\$74,089.95</b>	<b>100%</b>

\*Cash investments includes cash held inside pooled investments (e.g. mutual funds), as part of a manager's investment strategy, and is not directly accessible unless you sell some of that investment. For details visit [ameriprise.com/allocation](https://ameriprise.com/allocation).

060720

Your personal advising team

### Capital Reserve Group

A financial advisory practice of Ameriprise Financial Services, LLC

**Cory J Matsumoto**

611 Anton Blvd Ste 200

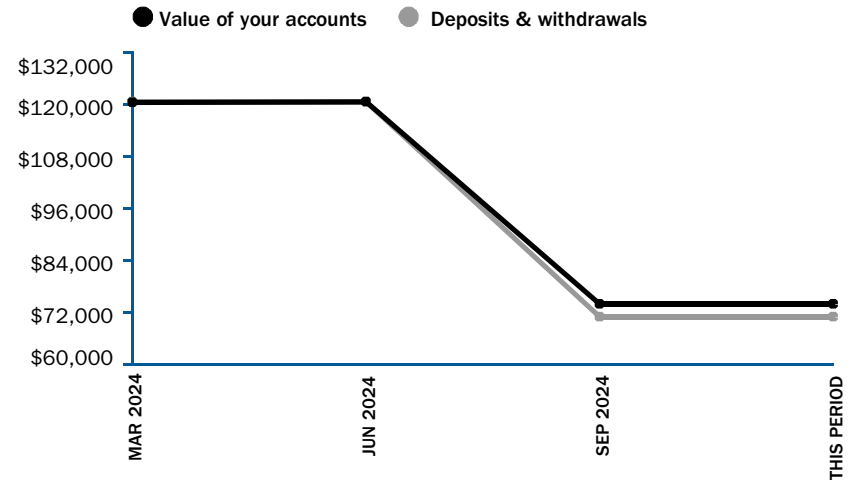
Costa Mesa, CA 92626-7002

714.435.3965

[Cory.Matsumoto@comericafinancialadvisors.com](mailto:Cory.Matsumoto@comericafinancialadvisors.com)

[www.ameripriseadvisors.com/team/capital-reserve-group](https://www.ameripriseadvisors.com/team/capital-reserve-group)

### Value of your investment accounts over time



This chart provides a five-year view of your account values. The black line shows the value of your accounts, while the gray line shows your net contributions (deposits less withdrawals).



Get all the details online at [ameriprise.com](https://ameriprise.com). Click the Portfolio tab to find your latest account value, activity and asset allocation. Your Ameriprise financial advisor can help you understand how the stated account value shown here may differ from the amount you'd receive if you sold your assets (after any tax withholding, outstanding loans, pending transactions and potential fees).



Securities offered through Ameriprise Financial Services, LLC. Member FINRA/SIPC.

# Ameriprise Brokerage Account

SOUTH COAST SHORES HOMEOWNERS | ASSOCIATION

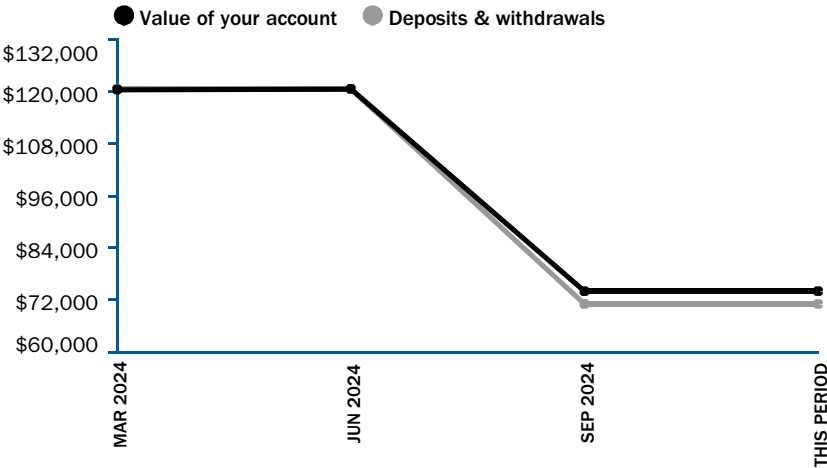
Account #: 0000 3164 0425 0 133

Investment time frame: 1-3 years; Risk tolerance: Conservative; Investment objective: Capital Preservation; Liquidity needs: 7+ Years  
See the Disclosures at the end of your statement for definitions of these suitability terms.

## Value of your account

	This period	This year
Beginning value	\$74,106.06	\$0.00
Deposits		
Cash deposits	\$0.00	\$120,776.45
Withdrawals		
Cash withdrawal	\$0.00	-\$49,663.93
Income		
Interest	\$0.01	\$3,034.83
Change in value	-\$16.12	-\$57.40
Ending value	\$74,089.95	\$74,089.95
Accrued interest	\$593.93	

## Value of your account over time



## Summary of your holdings

Asset	Value of assets	Percent of account
Cash and equivalents	\$60.35	0.1%
Bonds, CDs and structured products	\$74,029.60	99.9%
Ending value	\$74,089.95	100.0%

## Your holdings

Description	Ending value this period <sup>7</sup>	Ending value last period	Net change this period	Estimated	
				Annual income	Yield
Cash and equivalents					
Ameriprise Insured Money Market (AIMMA) <sup>2</sup>	\$60.35			\$0.09	0.15%
Ameriprise Bank FSB    Minneapolis MN	\$60.35				
Total Cash and equivalents <sup>5</sup>	\$60.35	\$85.34	-\$24.99	\$0.09	

# Ameriprise Brokerage Account (continued)

Account #: 0000 3164 0425 0 133

## Your holdings - continued

Description	Symbol/ CUSIP	Quantity	X	Market price	Ending value = this period <sup>7</sup>	Ending value last period	Net change this period	Estimated			
								Total cost basis <sup>1</sup>	Unrealized gain/loss	Annual income	Yield
Bonds, CDs and structured products											
LESS THAN 1 YEAR											
INDEPENDENT BANK MCKINNEY TX CD FDIC #03076 IAM CPN 4.650% DUE 02/28/25 DTD 08/30/24 FC 02/28/2502/28/2025	45385JCA4	74,000.000		\$100.0400	\$74,029.60/ \$593.93	\$74,020.72	\$8.88	\$74,003.95	\$25.65	\$3,441.00	4.65%
Accrued interest: \$593.93											
Total account holdings					\$74,089.95	\$74,106.06	-\$16.11	\$74,003.95	\$25.65	\$3,441.09	

<sup>1</sup> Total cost basis reflects the amount you have invested "out-of-pocket" over time plus any automatically reinvested earnings. Each time a new purchase or a sale is made, your Total cost basis is adjusted accordingly. Total cost basis is not a measure of your initial investment amount, but rather an estimate of the unrealized gain or loss on the securities you have purchased. Total cost basis amounts on your statement are provided for informational purposes only and may be incomplete or unavailable for some of your holdings at this time. For investment performance information contact your financial advisor. For tax preparation, please refer to your year-end tax package and consult your tax advisor.

<sup>2</sup> Ameriprise Insured Money Market Account (AIMMA) deposits are FDIC-insured with applicable limits when placed with program Banks, represent direct obligations of the program Banks, and are not covered by SIPC. AIMMA deposits placed in the Dreyfus money market mutual fund, if applicable, are not FDIC-insured, but rather are securities covered by SIPC. You may opt out of depositing your funds at listed program Banks as outlined in your Other Important Brokerage Disclosures.

<sup>5</sup> Any balances held in AIMMA, ABISA or a money market mutual fund serving as your sweep account can be liquidated at your request and the proceeds held as cash in the account or remitted to you per your instructions. Annual percentage yield earned (APYE) and interest paid during the statement period are shown in your account activity.

<sup>7</sup> Ending value amounts for Your holdings represent information posted as of trade date and thus may include transactions that have not settled as of the date of this statement. Total Value is derived from both assets held by the firm in your account, as well as assets held away which is reported for convenience purposes.

The MSRB provides disclosure and offering documents from municipal securities issuers online at [www.emma.msrb.org](http://www.emma.msrb.org). You can also find: pricing for municipal trades, interest rates, auction results, daily market statistics and educational material about municipal securities.

\*\* Any ratings for municipal bonds are supplied by Standard & Poor's, a division of the McGraw-Hill Companies, Inc, an investment rating provider. Other rating services may rate this security differently. Lack of a rating by Standard & Poor's does not imply the security is not rated as it may be rated by other rating services.

See the Disclosures section of this statement for more information.

## Your account activity

Date	Transaction	Description	Symbol/ CUSIP	Quantity	Price	Amount
<b>Income</b>						
10/31/2024	INTEREST	AMERIPRISE INSURED MONEY MARKET ACCOUNT 103124 60 APYE .15%				\$0.01

# Ameriprise Brokerage Account (continued)

Account #: 0000 3164 0425 0 133

## Your account activity - continued

Date	Transaction	Description	Symbol/ CUSIP	Quantity	Price	Amount
Fees						
10/21/2024	CHARGE	QTRLY MAINT FEE				-\$25.00
Other activity						
10/31/2024	INTEREST REINVEST	AMERIPRISE INSURED MONEY MARKET ACCOUNT				-\$0.01
An investment in money market funds is not insured or guaranteed by the Federal Deposit Insurance Corporation or any other government agency. Although the Fund seeks to maintain the value of your investment at \$1.00 per share, it is possible to lose money by investing in the Fund.						

## Your cash sweep activity

Date	Transaction	Description	Amount
10/21/2024	SALE	AMERIPRISE INSURED MONEY MARKET ACCOUNT	\$25.00

## Additional important disclosures

Throughout these disclosures, Ameriprise Financial Services, LLC, the introducing firm, and American Enterprise Investment Services, Inc., the clearing firm, are abbreviated as AFS and AEIS respectively. The affiliates RiverSource Life Insurance Co. and RiverSource Life Insurance Co. of New York are abbreviated as RVS.

**Agreements and disclosures:** You may access current versions of documents including agreements, disclosures and fee documentation governing brokerage and managed accounts on our website at [ameriprise.com/disclosures](http://ameriprise.com/disclosures).

**Check deposits:** Checks that should be made payable to AEIS include Ameriprise Brokerage, ONE Financial, Managed Accounts, 529 Plans and Variable Annuities. Checks that should be made payable to AFS include RiverSource Insurance and Annuities, Ameriprise Certificates, Financial Plans and checks for multiple products that do *not* include funds to be sent to Brokerage or a Managed Account. Checks for deposit to an Ameriprise Bank Account should be made payable to the account owner/client or Ameriprise Bank. Checks for deposit into RiverSource Life of New York accounts should be made payable to RiverSource Life of New York. Checks for RAVA 5 accounts that are transfer checks or additional payments should be made out to RiverSource Life Insurance Company. No checks or payments should be made payable to any advisor or their practice as these are not an affiliate or subsidiary of the firm.

**Third Party Payments and Cost Reimbursement Services:** AEIS performs certain services such as record keeping, administration and shareholder servicing support, applicable platform level eligibility and investment product due diligence, investment research, training and education, client telephonic and other servicing, and other support related functions, such as trading systems, asset allocation and performance reporting tools, and websites and mobile applications (collectively, "Cost Reimbursement Services"). AEIS receives a variety of these payments for Cost Reimbursement Services ("Cost Reimbursement Payments") from investment products sponsored or managed by affiliated investment advisers (e.g., Columbia Management Investment Advisers) and from unaffiliated product companies for investments you make as a result of our recommendations. Cost Reimbursement Payments are received at a higher percentage rate from certain mutual fund firms (described below as "Full Participation Firms"), which may create a conflict of interest or incentive if AFS promotes, or Ameriprise Financial advisors recommend, the mutual funds offered by a Full Participation Firm. These payments form a structure referred to as the Ameriprise Financial Mutual Fund Program. Cost Reimbursement Payments are not shared with your financial advisor. Cost Reimbursement Payments for marketing and sales support are also applicable to other investment product categories, such as annuities, insurance, UITs, actively managed ETFs, structured products and alternative investments, such as non-traded REITs/BDCs, hedge fund offerings, managed futures funds, private equity offerings, and real estate private placements. For additional information regarding the compensation amounts and practices of a particular mutual fund, please review all pertinent sales literature, statements of additional information prospectuses, accounts agreements, policies, contracts, and other offering documents, as well as [ameriprise.com/guide](http://ameriprise.com/guide).

**Financial interest in products:** AFS and its affiliates have a greater financial interest in the sales of products that they manufacture. AFS and its affiliates receive more revenue from the sale of some financial products and services, particularly those products and services sold under the Ameriprise, Columbia Threadneedle Investments and RVS brands, than for the sale of other products and services.

**Suitability terms: Investment time frame** is the expected period of time you plan to invest to achieve your current financial goal(s). Choices are: less than 1 year, 1-3 years, 4-7 years, 8-10 years and 11+ years. **Risk tolerance** describes your ability to bear the potential of your account losing value in exchange for the potential of higher returns. The higher your risk tolerance, the potential for substantial losses and gains increases. Choices are: Conservative, Moderately conservative, Moderate, Moderately aggressive, and Aggressive. **Investment objective** identifies your intent or planned purpose for the investment dollars in your account. Choices are: Growth, Growth with income, Income, Capital preservation, Speculation, Tax considerations, Education,

Estate planning, and Protection. **Liquidity needs** is the period of time from the present until you anticipate needing access to your investment dollars.

**In case of errors or questions about your electronic transfers:** Call us at 800.862.7919 or write us at Ameriprise Financial, 70100 Ameriprise Financial Center, Minneapolis, MN 55474, promptly if you think your statement or receipt is wrong or if you need more information about a transfer on the statement or receipt. We must hear from you no later than 60 days after we sent you the FIRST statement on which the error or problem appeared.

(1) Tell us: your name and account number (if any);

(2) Describe the error or the transfer you are unsure about, and explain as clearly as you can why you believe it is an error or why you need more information;

(3) Tell us the dollar amount of the suspected error.

We will investigate your complaint and will correct any error promptly. If we take more than 10 business days (or 20 business days for new accounts) to do this, we will credit your account for the amount you think is in error, so that you will have the use of the money during the time it takes us to complete our investigation. If we ask you to put your complaint or question in writing and we do not receive it within 10 business days, we may not credit your account. We may take up to 45 days to complete our investigation (90 days for transfers involving new accounts, point-of-sale, or foreign-initiated transactions). We will tell you the results within three business days after completing our investigation. If we determine that there was no error, we will send you a written explanation. You may ask for copies of the documents that we used in our investigation.

**Non-traded real estate investment trust Distribution Reinvestment Plan (DRIP) customers:** If you participate in the DRIP and you experience a material adverse change in your financial condition, promptly notify your financial advisor to discuss continued participation in the DRIP.

**Callable securities:** When we hold securities which are callable in part on your behalf, you will participate in the impartial lottery allocation system for the called securities in accordance with the provisions of the exchange on which they trade, and in compliance with industry rules. For further details about the allocation process please go to

[www.ameriprise.com/content/files/AMP\\_CALLABLE-SECURITIES.PDF](http://www.ameriprise.com/content/files/AMP_CALLABLE-SECURITIES.PDF)

**"Covered" securities:** A security is considered "covered" and subject to special basis and holding period tax reporting rules under these conditions: 1) Stock, including real estate investment trusts (REITs) acquired on or after Jan. 1, 2011, and not purchased under a dividend reinvestment program 2) Mutual funds and REITs/stocks in a dividend reinvestment program purchased on or after Jan. 1, 2012 (except money market funds) 3) Certain options and debt securities with less complex tax treatment purchased on or after Jan 1, 2014, and 4) Certain options and debt securities with more complex tax treatment purchased on or after Jan 1, 2016. Some securities are not "covered" by definition, see below. When a "covered" investment is sold, we will report the cost basis and holding period of the investment to you and the IRS (in addition to the already-required proceeds information). The cost basis information provided on this statement may not be used for tax reporting purposes. For tax reporting purposes, use the information provided on Form 1099-B, Proceeds from Broker and Barter Exchange Transactions, which will be sent early in the year following the tax year in which the investment was sold.

**"Noncovered" securities:** "Noncovered" is a term for those securities that are not subject to the required cost basis and holding period reporting described above. Ameriprise Financial provides cost basis and holding period information to clients, but not the IRS, for many "noncovered" securities including "noncovered" equities, mutual funds, exchange-traded funds (ETFs), exchange-traded notes (ETNs), business development corporations (BDCs), unit investment trusts (UITs), real estate investment trusts (REITs), debt instruments, and options acquired before the effective dates listed above. Certain other securities are currently excluded from the cost basis reporting rules, including money market funds, short-term debt instruments, real estate mortgage investments conduits (REMICS) and other mortgage-backed securities, partnerships, trusts, and prepaid forward contracts (including certain structured products). The cost basis information provided for "noncovered" securities may not include changes due to corporate actions (such as mergers, spin-offs, stock dividends or cash dividends in lieu of fractional shares), wash sales,

certain mutual fund adjustments, returns of capital, certain adjustments to fixed income securities (including early prepayment of principal, premium amortization, accrual of market discount or original issue discount), or transfers of existing positions into Ameriprise by new or existing clients. Ameriprise is not responsible for "noncovered" cost basis information, and will not verify cost basis information that is provided by someone else (including a client, an advisor or another entity, such as a broker) or is the result of a transfer between persons (including inheritance, gift, divorce, distributions from a trust, shares used to repay a loan, etc.). It also will not verify "noncovered" cost basis information obtained through corporate acquisitions by Ameriprise. For transactions related to any of these activities for "noncovered" shares, review your records and consult your tax advisor when preparing your tax return.

**Free credit balance:** In general, a free credit balance represents cash held in your brokerage or managed account that is payable upon your demand. We are not required to segregate or hold the funds separately. We may commingle your funds with our general funds or use the funds for our business. We may, but are not obligated to, pay you interest on any available free credit balances, and we may earn income from the balances as compensation for servicing your account. Please review our Other Important Brokerage Disclosure for more information.

**Order Routing Policy and compensation for order handling:** Some market centers or broker-dealers may execute orders at prices superior to the publicly quoted market. AEIS considers a number of factors in its decision process as to the exchanges and market centers to which it directs its customer orders for execution. These factors include but are not limited to: the speed of execution; the opportunity for price improvement; liquidity enhancement opportunities; trading characteristics of the particular individual security; and size of the order. AEIS currently does not receive payment for directing orders; however, AEIS reserves the right to receive remuneration for directing orders to a particular broker or dealer for execution. The source and amount of remuneration, if any, received by AEIS will be furnished upon written request. Payment for order flow is not a factor considered when routing orders. For more detailed information, please visit our Order Routing Report published quarterly on ameriprise.com. Please contact us at 800.862.7919 to obtain a printed copy of our Order Routing Report at no cost, or for further details regarding the routing of any specific order. The link to the SEC 606 Order Routing Report can be found at ameriprise.com/606.

**Brokerage mutual fund purchases:** When you purchase certain mutual funds at NAV, on selling your shares, you may pay a sales charge. For the charge and other fees, see the prospectus.

**Equity Dividend Reinvestment Program (DRIP) customers:** Transactions to purchase shares for the DRIP program, where offered, are executed on a riskless principal basis by AEIS. Details of your DRIP transactions are available on written request to AEIS.

**Fractional Shares and Liquidation Process:** Where your statement indicates a transaction that involved less than one full share of an equity, ETF, preferred or closed-end fund, as well as UITs ("Fractional Share"), AFS and AEIS sold and liquidated the Fractional Share(s) as a client-directed principal transaction on your behalf in accordance with the Ameriprise Brokerage Client Agreement and, if you have a Managed Account, per the liquidation process outlined in your Custom Advisory Relationship Agreement or the applicable Managed Account Client Agreement.

**Assets held outside your brokerage account:** Certain assets purchased through AFS are displayed on this statement as a courtesy to you, even though the assets are held at a third party, and not custodied in your brokerage account. These products may include but are not limited to annuities and insurance products, hedge fund offerings, private equity offerings, managed futures funds, exchange funds, real estate private placements, DST/TICs, and certain 529 plans. Ownership records for these products, valuation information, and SIPC coverage, if applicable, are the responsibility of the company holding the assets, and not AFS or AEIS.

**The Value of your accounts over time on the first page of your statement reports the following information:**

1) The ending value of your portfolio for applicable dates going back (up to) five years. The gray line shows the net value of your deposits and withdrawals, dating back (up to) five years. Note:

- The gray line does not reflect additions or surrenders for third-party annuities linked to your brokerage account prior to Jan. 1, 2017.
- The gray line does not reflect additions or surrenders from any whole life insurance policies.
- If your portfolio was established on Dec. 31, 2012 or earlier, the gray line starting point was your portfolio value on Jan. 1, 2013. The gray line shows your portfolio value on Jan. 1, 2013 PLUS additions since that time MINUS withdrawals since that time.

**Activity for this period:** transaction(s) that have not yet settled by the date of this statement will appear on your next statement.

**Disclosure for persons without a financial advisor:** Mutual funds can be purchased through AFS. For direct purchases AFS will retain all sales charges and 12b-1 fees.

SOUTH COAST SHORES HOMEOWNERS ASSOCIATION

This Page Intentionally Left Blank

## Messages for you

### Increase your security with 5 simple steps

Help protect yourself from fraudulent activity. If you haven't already, activate your online access to the secure site on ameriprise.com. Then, go to Profile to take the following actions:

- **Turn on 2-Step Verification** to add a second layer of account protection.
- **Activate text alerts** to stay informed of account changes.
- **Review your contact info** to ensure information is accurate.
- **Monitor login history** to regularly review account access.
- **Create a complex and unique password** to make it difficult for a fraudulent user to guess.

Visit the Privacy, Security & Fraud center at [ameriprise.com/privacy-security-fraud](https://ameriprise.com/privacy-security-fraud) for more security tips. Stay connected on the go; download the Ameriprise Financial app on the App Store and Play Store.

## Important disclosures

Capital Reserve Group is a financial advisory practice of Ameriprise Financial Services, LLC. **Please review your statement carefully.** Report any inaccuracies or discrepancies immediately to the appropriate legal entity outlined below. Any oral communication should be re-confirmed in writing to us to protect your rights, including your rights under the Securities Investor Protection Act. Please notify us promptly in writing of any change of address. In addition, should any material change occur in your investment objectives or financial situation, we request prompt notification to ensure we maintain the most up-to-date background and financial information.

**These entities are wholly owned subsidiaries of Ameriprise Financial, Inc.** All may be contacted at 800.862.7919 unless otherwise noted below.

**American Enterprise Investment Services, Inc (AEIS), the clearing broker-dealer,** member FINRA and SIPC, is responsible for the summary pages and each statement for brokerage or managed account products, including securities positions and free credit balances. Direct inquiries to 70400 Ameriprise Financial Center, Minneapolis, MN 55474. A financial statement for this organization is available for your personal inspection at its offices, or a copy of it will be mailed upon your written request.

**Ameriprise Financial Services, LLC (AFS), the introducing broker-dealer,** member FINRA and SIPC is responsible for Financial Planning Service product pages. Brokerage accounts, investment, and financial advisory services are introduced by and made available through AFS. Direct inquiries (including a problem with, or a complaint about your financial advisor, or unauthorized activity in your account(s)) to 70100 Ameriprise Financial Center, Minneapolis, MN 55474-0507.

**Ameriprise Trust Company (ATC)** is a passive custodian for tax qualified accounts including IRAs. ATC outsources all custody of IRA assets to the other regulated custodians.

**Ameriprise Bank, FSB (Bank),** Member FDIC, is responsible for banking products including deposit and lending accounts. Investment products are not insured by the FDIC, NCUA or any federal agency, are not deposits or obligations of, or guaranteed by any financial institution, and involve investment risks including possible loss of principal and fluctuation in value.

**Ameriprise Certificate Company,** the certificate product issuer, is responsible for Ameriprise Certificate Products and those products are distributed and serviced by AFS.

**RiverSource Life Insurance Company and RiverSource Life Insurance Co. of New York (collectively RVS)** are responsible for RiverSource insurance and annuity products. Direct inquiries to RiverSource Life Insurance Co. of NY to 800.541.2251.

**Municipal securities:** AEIS and AFS are registered with the U.S. Securities and Exchange Commission and the Municipal Securities Rulemaking Board (MSRB). The MSRB makes available at its website, [www.msrb.org](https://www.msrb.org), an investor brochure, which describes the protections that may be provided by the MSRB, and how to file a complaint regarding municipal securities with the appropriate regulatory authority.

**Not a Bank:** AEIS, AFS, ATC, Ameriprise Certificate Company and RVS are not banks. Investment products are not insured by the FDIC, NCUA or any federal agency, are not deposits or obligations of, or guaranteed by any financial institution, and involve investment risks including possible loss of principal and fluctuations in value.

## This document was delivered via U.S. Mail

This statement is eligible for online delivery.

Go to [www.ameriprise.com/edelivery](https://www.ameriprise.com/edelivery) to get started.

Ameriprise online statements are available in color and archived for seven years.

### Questions? We're here to help. 800.862.7919

For information on how to read your statement, please visit [www.ameriprise.com/microsite/statement](https://www.ameriprise.com/microsite/statement)



Ameriprise Financial Services, LLC  
70100 Ameriprise Financial Center | Minneapolis, MN 55474

SOUTH COAST SHORES HOMEOWNERS ASSOCIATION  
230 COMMERCE STE 250  
IRVINE CA 92602-1338



156821