

# South Coast Shores Homeowners Association

## Financial Reports



July  
2024

# South Coast Shores Homeowners Association

## Community Financial Overview

### July 31, 2024

## Cash

	Current Mo.	Change	
Operating	\$332,810	(\$23,682)	↓
Reserves	\$654,734	\$12,561	↑
Adequate Operating Cash?		Yes	
Amount Due to Reserves		\$0	
Repayment in Progress?		N/A	

\$332,810	\$82,067
Operating Cash Balance	Minimum Recommended Balance

Impending Investment Maturities		
Bank	G/L Acct	Maturity
Comerica	10700	08/02/24
Alliance	15055	09/17/24
First Foundation	15070	11/14/24

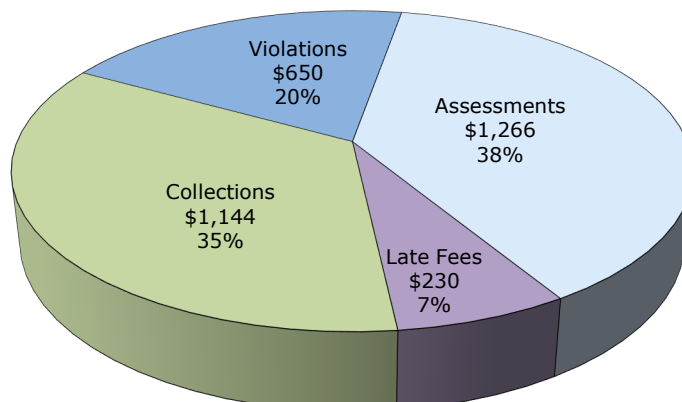
Reinvest funds into CDs after evaluating the amount of reserve cash needed for upcoming projects

Uninsured Cash Balances		
Bank	Total Cash in Bank	Uninsured Portion
Pacific Premier	\$304,189	\$54,189
First Foundation	\$275,594	\$25,594

Uninsured amounts are at risk if the bank fails. To avoid potential losses, transfer funds to a different bank as soon as possible.

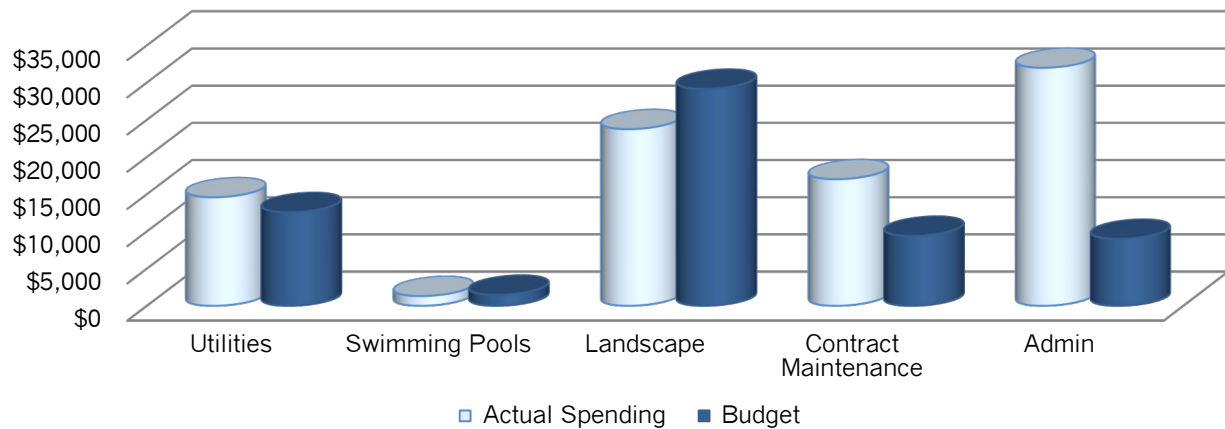
## Assessments Receivable

### Balance Breakdown



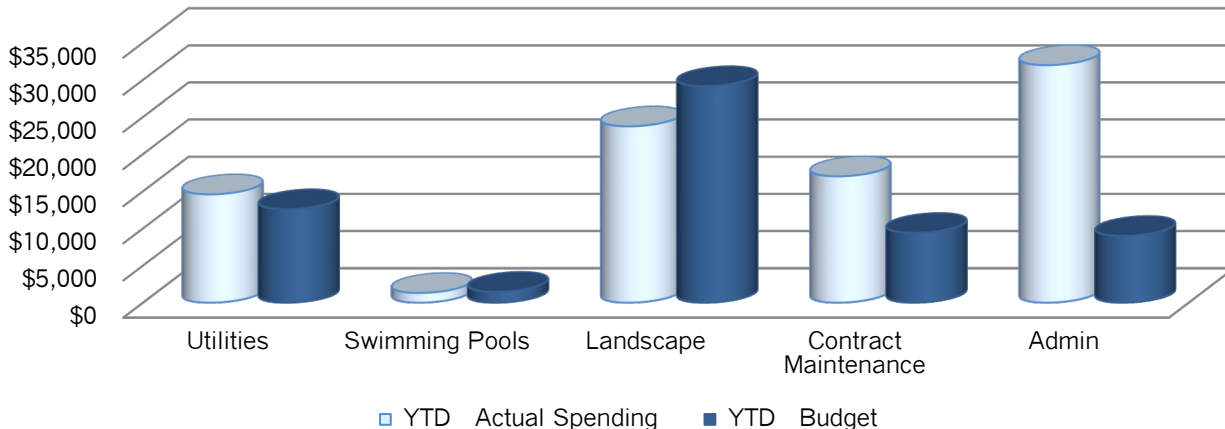
# South Coast Shores Homeowners Association Community Financial Overview

## Current Month



In the month of July, the Association spent \$2,003 more than the budget projected on Utilities, \$7,621 more on Contract Maintenance, and \$22,998 on Admin.

## Year-to-Date



For more details of spending, please see the enclosed Statement of Expenses.

Prepared By: Vincent Lam, Staff Accountant

Date: August 22, 2024

Reviewed By: Katie Vos, Association Controller

Date: August 22, 2024

# South Coast Shores Homeowners Association

Balance Sheet as of 7/31/2024

Assets	Operating	Reserve	Total
<b>Operating: Cash &amp; Investments</b>			
10100 - Pacific Premier Bank Op x0834	\$212,081.95		\$212,081.95
10310 - Comerica Op x0425	\$728.15		\$728.15
10700 - Comerica - Industrial&Coml BK Mat. 08-02-24 5.0% 6 Months	\$120,000.00		\$120,000.00
<b>Total Operating: Cash &amp; Investments</b>	<b>\$332,810.10</b>		<b>\$332,810.10</b>
<b>Operating: Receivables</b>			
11150 - Accounts Receivable	\$3,288.82		\$3,288.82
11190 - Less Allowance For Past Due Accts	(\$224.66)		(\$224.66)
<b>Total Operating: Receivables</b>	<b>\$3,064.16</b>		<b>\$3,064.16</b>
<b>Reserves: Cash</b>			
14100 - Pacific Premier Bank MMA x1195		\$92,107.48	\$92,107.48
14200 - FCB MMA x2212		\$60,332.54	\$60,332.54
14210 - First Foundation MMA x1197		\$10,017.28	\$10,017.28
14300 - Banc of CA MMA x5433 - UNCLAIMED PROPERTY		\$125,811.12	\$125,811.12
<b>Total Reserves: Cash</b>		<b>\$288,268.42</b>	<b>\$288,268.42</b>
<b>Reserves: Investments</b>			
15050 - First Foundation x7973 Mat.02-01-2025 3.440 % 13mths		\$165,327.32	\$165,327.32
15055 - Alliance x2689 Mat. 09-17-2024 5.03% 11mths		\$100,887.95	\$100,887.95
15070 - First Foundation x7797 Mat. 11-14-2024 4.641% 13mths		\$100,249.84	\$100,249.84
<b>Total Reserves: Investments</b>		<b>\$366,465.11</b>	<b>\$366,465.11</b>
<b>Total Assets</b>	<b>\$335,874.26</b>	<b>\$654,733.53</b>	<b>\$990,607.79</b>

# South Coast Shores Homeowners Association

Balance Sheet as of 7/31/2024

Liabilities / Equity	Operating	Reserve	Total
<b>Liabilities</b>			
21120 - Deposits: Clubhouse	\$525.00		\$525.00
21500 - Prepaid Assessments	\$14,527.88		\$14,527.88
<b>Total Liabilities</b>	<b>\$15,052.88</b>		<b>\$15,052.88</b>
<b>Reserve Fund Balances</b>			
33600 - General Reserves		\$653,422.28	\$653,422.28
38990 - Interest		\$1,311.25	\$1,311.25
<b>Total Reserve Fund Balances</b>		<b>\$654,733.53</b>	<b>\$654,733.53</b>
<b>Equity</b>			
39900 - Prior Year Surplus (Deficit)	\$347,768.64		\$347,768.64
39950 - Current Year Surplus (Deficit)	(\$26,947.26)		(\$26,947.26)
<b>Total Equity</b>	<b>\$320,821.38</b>		<b>\$320,821.38</b>
<b>Total Liabilities / Equity</b>	<b>\$335,874.26</b>	<b>\$654,733.53</b>	<b>\$990,607.79</b>

# South Coast Shores Homeowners Association

## Statement of Revenues and Expenses 7/1/2024 - 7/31/2024

	Current Period			Year To Date			Annual Budget
	Actual	Budget	Variance	Actual	Budget	Variance	
Operating Income							
Revenue							
40100 - Assessments	72,800.00	72,800.00	-	72,800.00	72,800.00	-	873,600.00
40800 - Interest Charges	3.75	-	3.75	3.75	-	3.75	-
41000 - Late Charges	60.00	-	60.00	60.00	-	60.00	-
41600 - Transmitters	35.00	-	35.00	35.00	-	35.00	-
44010 - Interest Income	1,311.44	-	1,311.44	1,311.44	-	1,311.44	-
Total Revenue	74,210.19	72,800.00	1,410.19	74,210.19	72,800.00	1,410.19	873,600.00
Total Income	74,210.19	72,800.00	1,410.19	74,210.19	72,800.00	1,410.19	873,600.00

## Operating Expense

<b>Utility Expenses</b>							
50200 - Electricity	4,699.77	3,666.67	(1,033.10)	4,699.77	3,666.67	(1,033.10)	44,000.00
50300 - Gas	865.26	1,000.00	134.74	865.26	1,000.00	134.74	12,000.00
50400 - Refuse Removal	7,731.17	7,291.67	(439.50)	7,731.17	7,291.67	(439.50)	87,500.00
50700 - Telephone - Entry Gates	167.80	200.00	32.20	167.80	200.00	32.20	2,400.00
50800 - Water	1,113.90	416.67	(697.23)	1,113.90	416.67	(697.23)	5,000.00
<b>Total Utility Expenses</b>	<b>14,577.90</b>	<b>12,575.01</b>	<b>(2,002.89)</b>	<b>14,577.90</b>	<b>12,575.01</b>	<b>(2,002.89)</b>	<b>150,900.00</b>

<b>Pool / Spa Expenses</b>							
55100 - Pool / Spa: Service Contract	710.00	635.00	(75.00)	710.00	635.00	(75.00)	7,620.00
55300 - Pool / Spa: Supplies	593.15	333.33	(259.82)	593.15	333.33	(259.82)	4,000.00
55400 - Equipment Repairs	-	416.67	416.67	-	416.67	416.67	5,000.00
55500 - Health Department Fees	-	79.33	79.33	-	79.33	79.33	952.00
<b>Total Pool / Spa Expenses</b>	<b>1,303.15</b>	<b>1,464.33</b>	<b>161.18</b>	<b>1,303.15</b>	<b>1,464.33</b>	<b>161.18</b>	<b>17,572.00</b>

<b>Landscape Expenses</b>							
60100 - Landscape: Service Contract	15,146.73	15,752.58	605.85	15,146.73	15,752.58	605.85	189,030.94
60200 - Landscape: Extras	1,140.00	1,622.08	482.08	1,140.00	1,622.08	482.08	19,465.01
60300 - Landscape: Replacement	-	3,433.33	3,433.33	-	3,433.33	3,433.33	41,200.00
60540 - Landscape: Mulch	-	1,125.00	1,125.00	-	1,125.00	1,125.00	13,500.00
60800 - Irrigation: Repairs / Maintenance	1,574.00	4,320.00	2,746.00	1,574.00	4,320.00	2,746.00	51,840.00
61075 - Swans	170.00	62.50	(107.50)	170.00	62.50	(107.50)	750.00
61100 - Tree Trimming	5,700.00	2,829.08	(2,870.92)	5,700.00	2,829.08	(2,870.92)	33,949.00
<b>Total Landscape Expenses</b>	<b>23,730.73</b>	<b>29,144.57</b>	<b>5,413.84</b>	<b>23,730.73</b>	<b>29,144.57</b>	<b>5,413.84</b>	<b>349,734.95</b>

<b>Contracts, Maint. &amp; Repair Expenses</b>							
70100 - Access Gate Repairs	227.50	625.00	397.50	227.50	625.00	397.50	7,500.00
70600 - Common Area: Maintenance	7,171.04	2,083.33	(5,087.71)	7,171.04	2,083.33	(5,087.71)	25,000.00
71400 - Fire Safety	-	143.33	143.33	-	143.33	143.33	1,720.00
72500 - Janitorial: Service Contract	1,232.00	1,197.00	(35.00)	1,232.00	1,197.00	(35.00)	14,364.00
72600 - Janitorial: Supplies	-	60.00	60.00	-	60.00	60.00	720.00
72700 - Keys & Locks	-	25.00	25.00	-	25.00	25.00	300.00
72900 - Lighting: Repairs / Supplies	1,894.76	333.33	(1,561.43)	1,894.76	333.33	(1,561.43)	4,000.00

# South Coast Shores Homeowners Association

## Statement of Revenues and Expenses 7/1/2024 - 7/31/2024

	Current Period			Year To Date			Annual Budget
	Actual	Budget	Variance	Actual	Budget	Variance	
Operating Expense							
73200 - Patrol Service	1,122.57	1,123.00	.43	1,122.57	1,123.00	.43	13,476.00
73300 - Pest & Rodent Control: Contract	281.00	260.00	(21.00)	281.00	260.00	(21.00)	3,120.00
73400 - Pest & Rodent Control: Extras	-	166.67	166.67	-	166.67	166.67	2,000.00
74600 - Street Sweeping	1,268.03	1,268.00	(.03)	1,268.03	1,268.00	(.03)	15,216.00
74915 - Waterscape Maintenance	3,809.02	2,100.00	(1,709.02)	3,809.02	2,100.00	(1,709.02)	25,200.00
Total Contracts, Maint. & Repair Expenses	17,005.92	9,384.66	(7,621.26)	17,005.92	9,384.66	(7,621.26)	112,616.00
General & Administrative Expenses							
80400 - Audit / Tax Returns	-	106.25	106.25	-	106.25	106.25	1,275.00
80600 - Bank Charges	25.00	-	(25.00)	25.00	-	(25.00)	-
80700 - Collection Expenses	-	166.67	166.67	-	166.67	166.67	2,000.00
81200 - Insurance	28,678.50	3,881.83	(24,796.67)	28,678.50	3,881.83	(24,796.67)	46,582.00
81700 - Insurance: Workers Comp	-	33.33	33.33	-	33.33	33.33	400.00
81900 - Legal Service	-	333.33	333.33	-	333.33	333.33	4,000.00
82400 - Operating Contingency	-	104.42	104.42	-	104.42	104.42	1,253.05
82600 - Printing / Mailing / Supplies	-	583.33	583.33	-	583.33	583.33	7,000.00
82700 - Professional Management: Contract	3,275.00	3,275.00	-	3,275.00	3,275.00	-	39,300.00
82800 - Miscellaneous Administration	-	208.33	208.33	-	208.33	208.33	2,500.00
83000 - Reserve Study	-	72.08	72.08	-	72.08	72.08	865.00
83100 - Tax: Federal	-	137.50	137.50	-	137.50	137.50	1,650.00
83200 - Tax: State	-	79.33	79.33	-	79.33	79.33	952.00
Total General & Administrative Expenses	31,978.50	8,981.40	(22,997.10)	31,978.50	8,981.40	(22,997.10)	107,777.05
Contributions to Reserves							
93600 - General Reserves	11,250.00	11,250.00	-	11,250.00	11,250.00	-	135,000.00
98990 - Interest	1,311.25	-	(1,311.25)	1,311.25	-	(1,311.25)	-
Total Contributions to Reserves	12,561.25	11,250.00	(1,311.25)	12,561.25	11,250.00	(1,311.25)	135,000.00
Total Expense	101,157.45	72,799.97	(28,357.48)	101,157.45	72,799.97	(28,357.48)	873,600.00
Operating Net Total	(26,947.26)	.03	(26,947.29)	(26,947.26)	.03	(26,947.29)	-
Net Total	(26,947.26)	.03	(26,947.29)	(26,947.26)	.03	(26,947.29)	-

# South Coast Shores Homeowners Association

## Reserve Summary For 7/1/2024 - 7/31/2024

	Beginning Balance	Contributions	Expenditures	Transfers	Ending Balance	Budget	Variance
33600 - General Reserves	642,172.28	11,250.00	-	-	653,422.28	11,250.00	-
38990 - Interest	-	1,311.25	-	-	1,311.25	-	1,311.25
<b>Net Total</b>	<b>\$642,172.28</b>	<b>\$12,561.25</b>	<b>-</b>	<b>-</b>	<b>\$654,733.53</b>	<b>\$11,250.00</b>	<b>\$1,311.25</b>



# South Coast Shores Homeowners Association

## Reserve Summary For 7/1/2024 - 7/31/2024

	Beginning Balance	Contributions	Expenditures	Transfers	Ending Balance	Budget	Variance
33600 - General Reserves	642,172.28	11,250.00	-	-	653,422.28	11,250.00	-
38990 - Interest	-	1,311.25	-	-	1,311.25	-	1,311.25
<b>Net Total</b>	<b>\$642,172.28</b>	<b>\$12,561.25</b>	<b>-</b>	<b>-</b>	<b>\$654,733.53</b>	<b>\$11,250.00</b>	<b>\$1,311.25</b>

# South Coast Shores Homeowners Association

## Summary Statement of Revenues and Expenses For 7/31/2024

	Jul	Aug	Sep	Oct	Nov	Dec	Jan	Feb	Mar	Apr	May	Jun	Total
<b>Operating Income</b>													
<b>Revenue</b>													
40100 - Assessments	72,800	-	-	-	-	-	-	-	-	-	-	-	72,800
40800 - Interest Charges	4	-	-	-	-	-	-	-	-	-	-	-	4
41000 - Late Charges	60	-	-	-	-	-	-	-	-	-	-	-	60
41600 - Transmitters	35	-	-	-	-	-	-	-	-	-	-	-	35
44010 - Interest Income	1,296	-	-	-	-	-	-	-	-	-	-	-	1,296
<b>Total Revenue</b>	<b>74,195</b>	-	-	-	-	-	-	-	-	-	-	-	<b>74,195</b>
<b>Total Income</b>	<b>74,195</b>	-	-	-	-	-	-	-	-	-	-	-	<b>74,195</b>

## Operating Expense

<b>Utility Expenses</b>													
50200 - Electricity	4,700	-	-	-	-	-	-	-	-	-	-	-	4,700
50300 - Gas	865	-	-	-	-	-	-	-	-	-	-	-	865
50400 - Refuse Removal	7,731	-	-	-	-	-	-	-	-	-	-	-	7,731
50700 - Telephone - Entry Gates	168	-	-	-	-	-	-	-	-	-	-	-	168
50800 - Water	1,114	-	-	-	-	-	-	-	-	-	-	-	1,114
<b>Total Utility Expenses</b>	<b>14,578</b>	-	-	-	-	-	-	-	-	-	-	-	<b>14,578</b>

<b>Pool / Spa Expenses</b>													
55100 - Pool / Spa: Service Contract	710	-	-	-	-	-	-	-	-	-	-	-	710
55300 - Pool / Spa: Supplies	593	-	-	-	-	-	-	-	-	-	-	-	593
<b>Total Pool / Spa Expenses</b>	<b>1,303</b>	-	-	-	-	-	-	-	-	-	-	-	<b>1,303</b>

<b>Landscape Expenses</b>													
60100 - Landscape: Service Contract	15,147	-	-	-	-	-	-	-	-	-	-	-	15,147
60200 - Landscape: Extras	1,140	-	-	-	-	-	-	-	-	-	-	-	1,140
60800 - Irrigation: Repairs / Maintenance	1,574	-	-	-	-	-	-	-	-	-	-	-	1,574
61075 - Swans	170	-	-	-	-	-	-	-	-	-	-	-	170
61100 - Tree Trimming	5,700	-	-	-	-	-	-	-	-	-	-	-	5,700

# South Coast Shores Homeowners Association

## Summary Statement of Revenues and Expenses For 7/31/2024

	Jul	Aug	Sep	Oct	Nov	Dec	Jan	Feb	Mar	Apr	May	Jun	Total
<b>Operating Expense</b>													
<b>Total Landscape Expenses</b>	<b>23,731</b>	-	-	-	-	-	-	-	-	-	-	-	<b>23,731</b>
<b>Contracts, Maint. &amp; Repair Expenses</b>													
70100 - Access Gate Repairs	228	-	-	-	-	-	-	-	-	-	-	-	228
70600 - Common Area: Maintenance	7,171	-	-	-	-	-	-	-	-	-	-	-	7,171
72500 - Janitorial: Service Contract	1,232	-	-	-	-	-	-	-	-	-	-	-	1,232
72900 - Lighting: Repairs / Supplies	1,895	-	-	-	-	-	-	-	-	-	-	-	1,895
73200 - Patrol Service	1,123	-	-	-	-	-	-	-	-	-	-	-	1,123
73300 - Pest & Rodent Control: Contract	281	-	-	-	-	-	-	-	-	-	-	-	281
74600 - Street Sweeping	1,268	-	-	-	-	-	-	-	-	-	-	-	1,268
74915 - Waterscape Maintenance	3,809	-	-	-	-	-	-	-	-	-	-	-	3,809
<b>Total Contracts, Maint. &amp; Repair Expenses</b>	<b>17,006</b>	-	-	-	-	-	-	-	-	-	-	-	<b>17,006</b>
<b>General &amp; Administrative Expenses</b>													
80600 - Bank Charges	25	-	-	-	-	-	-	-	-	-	-	-	25
81200 - Insurance	28,679	-	-	-	-	-	-	-	-	-	-	-	28,679
82700 - Professional Management: Contract	3,275	-	-	-	-	-	-	-	-	-	-	-	3,275
<b>Total General &amp; Administrative Expenses</b>	<b>31,979</b>	-	-	-	-	-	-	-	-	-	-	-	<b>31,979</b>
<b>Contributions to Reserves</b>													
93600 - General Reserves	11,250	-	-	-	-	-	-	-	-	-	-	-	11,250
98990 - Interest	1,296	-	-	-	-	-	-	-	-	-	-	-	1,296
<b>Total Contributions to Reserves</b>	<b>12,546</b>	-	-	-	-	-	-	-	-	-	-	-	<b>12,546</b>
<b>Total Expense</b>	<b>101,142</b>	-	-	-	-	-	-	-	-	-	-	-	<b>101,142</b>
<b>Operating Net Total</b>	<b>(\$26,947)</b>	-	-	-	-	-	-	-	-	-	-	-	<b>(\$26,947)</b>

# South Coast Shores Homeowners Association

## Summary Statement of Revenues and Expenses For 7/31/2024

	Jul	Aug	Sep	Oct	Nov	Dec	Jan	Feb	Mar	Apr	May	Jun	Total
<b>Reserve Income</b>													
<b>Revenue</b>													
44010 - Interest Income	15	-	-	-	-	-	-	-	-	-	-	-	15
<b>Total Revenue</b>	<b>15</b>	<b>-</b>	<b>-</b>	<b>-</b>	<b>-</b>	<b>-</b>	<b>-</b>	<b>-</b>	<b>-</b>	<b>-</b>	<b>-</b>	<b>-</b>	<b>15</b>
<b>Total Income</b>	<b>15</b>	<b>-</b>	<b>-</b>	<b>-</b>	<b>-</b>	<b>-</b>	<b>-</b>	<b>-</b>	<b>-</b>	<b>-</b>	<b>-</b>	<b>-</b>	<b>15</b>
<b>Reserve Expense</b>													
<b>Contributions to Reserves</b>													
98990 - Interest	15	-	-	-	-	-	-	-	-	-	-	-	15
<b>Total Contributions to Reserves</b>	<b>15</b>	<b>-</b>	<b>-</b>	<b>-</b>	<b>-</b>	<b>-</b>	<b>-</b>	<b>-</b>	<b>-</b>	<b>-</b>	<b>-</b>	<b>-</b>	<b>15</b>
<b>Total Expense</b>	<b>15</b>	<b>-</b>	<b>-</b>	<b>-</b>	<b>-</b>	<b>-</b>	<b>-</b>	<b>-</b>	<b>-</b>	<b>-</b>	<b>-</b>	<b>-</b>	<b>15</b>
<b>Reserve Net Total</b>	<b>-</b>	<b>-</b>	<b>-</b>	<b>-</b>	<b>-</b>	<b>-</b>	<b>-</b>	<b>-</b>	<b>-</b>	<b>-</b>	<b>-</b>	<b>-</b>	<b>\$0</b>
<b>Net Total</b>	<b>(\$26,947)</b>	<b>-</b>	<b>-</b>	<b>-</b>	<b>-</b>	<b>-</b>	<b>-</b>	<b>-</b>	<b>-</b>	<b>-</b>	<b>-</b>	<b>-</b>	<b>(\$26,947)</b>

# South Coast Shores Homeowners Association

## Summary Statement of Revenues and Expenses For 7/31/2024

	Aug	Sep	Oct	Nov	Dec	Jan	Feb	Mar	Apr	May	Jun	Jul	Total
<b>Operating Income</b>													
<b>Revenue</b>													
40100 - Assessments	72,800	72,800	72,800	72,800	72,800	72,800	72,800	72,800	72,800	72,800	72,800	72,800	873,600
40500 - Clubhouse Rental	525	-	225	75	150	-	375	-	-	-	-	-	1,350
40600 - Collection Fees	-	-	150	150	(300)	300	-	-	-	-	150	-	450
40800 - Interest Charges	-	10	6	4	2	10	8	11	2	6	5	4	70
40900 - Key Fees	-	-	50	25	25	-	-	-	-	-	25	-	125
41000 - Late Charges	-	60	50	70	(30)	40	50	30	40	40	50	60	460
41600 - Transmitters	35	105	50	35	35	-	35	70	70	-	35	35	505
41700 - Violation Fines	50	-	-	-	-	-	-	-	-	-	100	-	150
44010 - Interest Income	1,420	917	348	1,360	1,340	1,357	1,323	1,248	1,314	1,293	1,344	1,296	14,559
<b>Total Revenue</b>	<b>74,830</b>	<b>73,892</b>	<b>73,680</b>	<b>74,519</b>	<b>74,022</b>	<b>74,507</b>	<b>74,591</b>	<b>74,159</b>	<b>74,226</b>	<b>74,139</b>	<b>74,509</b>	<b>74,195</b>	<b>891,269</b>
<b>Total Income</b>	<b>74,830</b>	<b>73,892</b>	<b>73,680</b>	<b>74,519</b>	<b>74,022</b>	<b>74,507</b>	<b>74,591</b>	<b>74,159</b>	<b>74,226</b>	<b>74,139</b>	<b>74,509</b>	<b>74,195</b>	<b>891,269</b>

## Operating Expense

<b>Utility Expenses</b>													
50200 - Electricity	4,988	5,017	4,944	3,248	3,613	3,107	3,062	2,793	2,905	2,903	3,332	4,700	44,612
50300 - Gas	529	451	819	1,113	2,170	1,430	(193)	577	730	1,379	1,011	865	10,881
50400 - Refuse Removal	7,293	7,293	7,293	7,293	-	14,586	-	14,586	7,293	7,293	7,293	7,731	87,956
50700 - Telephone - Entry Gates	178	178	178	178	178	178	178	168	168	168	178	168	2,094
50800 - Water	484	-	476	-	485	1,560	430	-	-	435	-	1,114	4,983
<b>Total Utility Expenses</b>	<b>13,472</b>	<b>12,940</b>	<b>13,710</b>	<b>11,832</b>	<b>6,445</b>	<b>20,861</b>	<b>3,477</b>	<b>18,124</b>	<b>11,096</b>	<b>12,178</b>	<b>11,813</b>	<b>14,578</b>	<b>150,527</b>

<b>Pool / Spa Expenses</b>													
55100 - Pool / Spa: Service Contract	710	710	710	710	560	560	560	560	560	560	710	710	7,620
55300 - Pool / Spa: Supplies	575	797	-	-	598	97	492	-	112	-	624	593	3,887
55400 - Equipment Repairs	378	-	959	-	944	30	279	-	785	-	2,310	-	5,685
55500 - Health Department Fees	-	-	-	-	952	-	-	-	-	-	-	-	952
<b>Total Pool / Spa Expenses</b>	<b>1,663</b>	<b>1,507</b>	<b>1,669</b>	<b>710</b>	<b>3,054</b>	<b>687</b>	<b>1,330</b>	<b>560</b>	<b>1,457</b>	<b>560</b>	<b>3,644</b>	<b>1,303</b>	<b>18,144</b>

<b>Landscape Expenses</b>													
---------------------------	--	--	--	--	--	--	--	--	--	--	--	--	--

# South Coast Shores Homeowners Association

## Summary Statement of Revenues and Expenses For 7/31/2024

	Aug	Sep	Oct	Nov	Dec	Jan	Feb	Mar	Apr	May	Jun	Jul	Total
<b>Operating Expense</b>													
60100 - Landscape: Service Contract	15,147	15,147	15,147	15,147	15,147	15,147	15,147	15,147	15,147	15,147	15,147	15,147	181,761
60200 - Landscape: Extras	1,902	1,275	1,190	2,592	1,850	216	6,868	1,307	2,889	1,420	1,159	1,140	23,808
60800 - Irrigation: Repairs / Maintenance	547	432	1,712	2,115	967	1,087	150	504	680	2,029	2,429	1,574	14,226
61075 - Swans	-	-	-	-	-	-	85	-	170	-	-	170	425
61100 - Tree Trimming	75	7,500	-	-	98	300	11,202	-	-	-	5,700	5,700	30,575
<b>Total Landscape Expenses</b>	<b>17,671</b>	<b>24,354</b>	<b>18,049</b>	<b>19,854</b>	<b>18,062</b>	<b>16,750</b>	<b>33,452</b>	<b>16,958</b>	<b>18,886</b>	<b>18,596</b>	<b>24,435</b>	<b>23,731</b>	<b>250,795</b>
<b>Contracts, Maint. &amp; Repair Expenses</b>													
70100 - Access Gate Repairs	268	1,019	403	1,807	-	237	885	-	-	560	-	228	5,408
70600 - Common Area: Maintenance	6,868	1,375	2,235	3,302	3,150	-	3,594	1,204	2,102	584	235	7,171	31,820
71400 - Fire Safety	-	-	-	-	-	-	1,709	-	-	-	-	-	1,709
72500 - Janitorial: Service Contract	1,222	1,062	1,062	1,062	1,197	1,197	1,197	1,197	1,197	1,232	1,197	1,232	14,054
72600 - Janitorial: Supplies	-	35	35	145	35	430	35	35	450	-	35	-	1,235
72700 - Keys & Locks	75	-	-	207	60	-	-	-	-	-	-	-	342
72900 - Lighting: Repairs / Supplies	-	-	1,058	-	-	1,912	-	1,202	3,141	2,151	595	1,895	11,953
73200 - Patrol Service	1,069	1,069	1,069	1,069	1,069	1,069	1,123	1,123	1,123	1,123	1,123	1,123	13,150
73300 - Pest & Rodent Control: Contract	260	260	260	260	260	260	260	260	260	260	281	281	3,162
73400 - Pest & Rodent Control: Extras	595	590	295	-	345	-	-	-	1,435	3,425	-	-	6,685
74600 - Street Sweeping	1,268	1,268	1,268	1,268	1,268	1,268	1,268	1,268	1,268	1,268	1,268	1,268	15,216
74915 - Waterscape Maintenance	2,100	2,406	2,100	2,100	2,100	2,100	2,100	2,100	2,100	5,694	2,100	3,809	30,809
<b>Total Contracts, Maint. &amp; Repair Expenses</b>	<b>13,726</b>	<b>9,085</b>	<b>9,785</b>	<b>11,220</b>	<b>9,484</b>	<b>8,473</b>	<b>12,171</b>	<b>8,388</b>	<b>13,076</b>	<b>16,297</b>	<b>6,833</b>	<b>17,006</b>	<b>135,544</b>
<b>General &amp; Administrative Expenses</b>													
80400 - Audit / Tax Returns	-	-	1,275	-	-	-	-	-	-	-	-	-	1,275
80600 - Bank Charges	-	-	-	-	-	6	-	-	25	-	-	25	56
80700 - Collection Expenses	525	-	30	170	180	30	945	319	83	10	63	-	2,356
81200 - Insurance	6,813	3,406	3,406	3,406	3,406	3,406	-	-	-	-	1,191	28,679	53,714
82400 - Operating Contingency	-	-	-	-	-	-	-	-	-	104	-	-	104
82600 - Printing / Mailing / Supplies	2,767	1,031	95	277	118	281	680	-	1,176	647	220	-	7,293

# South Coast Shores Homeowners Association

## Summary Statement of Revenues and Expenses For 7/31/2024

	Aug	Sep	Oct	Nov	Dec	Jan	Feb	Mar	Apr	May	Jun	Jul	Total
<b>Operating Expense</b>													
82700 - Professional Management: Contract	3,226	3,226	3,226	3,226	3,226	3,226	3,226	3,226	3,226	3,226	3,226	3,275	38,761
82800 - Miscellaneous Administration	302	151	151	151	151	456	524	-	727	151	151	-	2,915
83000 - Reserve Study	-	-	-	-	-	865	-	-	-	-	-	-	865
83100 - Tax: Federal	-	2,850	2,850	-	-	(2,850)	-	-	-	-	241	-	3,091
83200 - Tax: State	-	1,030	-	-	-	-	-	-	-	150	-	-	1,180
<b>Total General &amp; Administrative Expenses</b>	<b>13,633</b>	<b>11,694</b>	<b>11,033</b>	<b>7,230</b>	<b>7,081</b>	<b>5,421</b>	<b>5,376</b>	<b>3,545</b>	<b>5,238</b>	<b>4,289</b>	<b>5,092</b>	<b>31,979</b>	<b>111,610</b>
<b>Contributions to Reserves</b>													
93600 - General Reserves	11,250	11,250	11,250	11,250	11,250	11,250	11,250	11,250	11,250	11,250	11,250	11,250	135,000
98990 - Interest	1,394	892	323	1,335	1,314	1,352	1,321	1,248	1,314	1,292	1,344	1,296	14,425
<b>Total Contributions to Reserves</b>	<b>12,644</b>	<b>12,142</b>	<b>11,573</b>	<b>12,585</b>	<b>12,564</b>	<b>12,602</b>	<b>12,571</b>	<b>12,498</b>	<b>12,564</b>	<b>12,542</b>	<b>12,594</b>	<b>12,546</b>	<b>149,425</b>
<b>Total Expense</b>	<b>72,808</b>	<b>71,722</b>	<b>65,819</b>	<b>63,432</b>	<b>56,691</b>	<b>64,793</b>	<b>68,377</b>	<b>60,072</b>	<b>62,316</b>	<b>64,462</b>	<b>64,411</b>	<b>101,142</b>	<b>816,045</b>
<b>Operating Net Total</b>	<b>\$2,021</b>	<b>\$2,171</b>	<b>\$7,861</b>	<b>\$11,087</b>	<b>\$17,331</b>	<b>\$9,714</b>	<b>\$6,214</b>	<b>\$14,087</b>	<b>\$11,910</b>	<b>\$9,677</b>	<b>\$10,098</b>	<b>(\$26,947)</b>	<b>\$75,224</b>

# South Coast Shores Homeowners Association

## Summary Statement of Revenues and Expenses For 7/31/2024

	Aug	Sep	Oct	Nov	Dec	Jan	Feb	Mar	Apr	May	Jun	Jul	Total
<b>Reserve Income</b>													
<b>Revenue</b>													
44010 - Interest Income	-	-	-	-	-	-	-	-	-	-	-	15	15
<b>Total Revenue</b>	-	-	-	-	-	-	-	-	-	-	-	15	15
<b>Total Income</b>	-	-	-	-	-	-	-	-	-	-	-	15	15
<b>Reserve Expense</b>													
<b>Contributions to Reserves</b>													
98990 - Interest	-	-	-	-	-	-	-	-	-	-	-	15	15
<b>Total Contributions to Reserves</b>	-	-	-	-	-	-	-	-	-	-	-	15	15
<b>Total Expense</b>	-	-	-	-	-	-	-	-	-	-	-	15	15
<b>Reserve Net Total</b>	-	-	-	-	-	-	-	-	-	-	-	-	\$0
<b>Net Total</b>	\$2,021	\$2,171	\$7,861	\$11,087	\$17,331	\$9,714	\$6,214	\$14,087	\$11,910	\$9,677	\$10,098	(\$26,947)	\$75,224



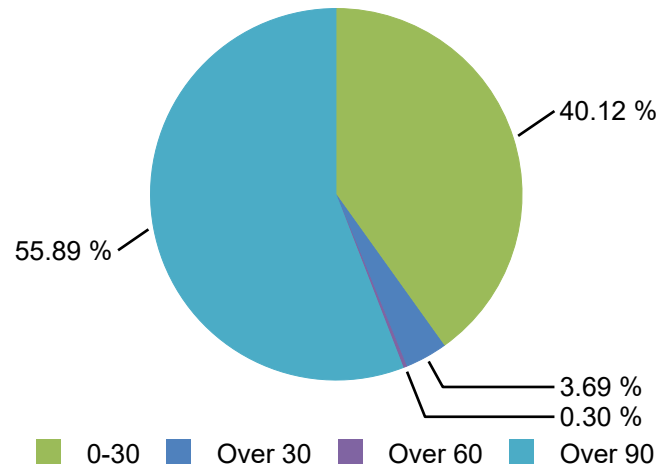
# South Coast Shores Homeowners Association

AR Aging - 7/31/2024

## SUMMARY

Charge	Balance
CC&R Violation Fine (4)	\$650.00
Collection Fee (1)	\$1,075.00
Late Fee (6)	\$229.57
Late Interest (1)	\$68.65
Monthly Assessment (4)	\$1,265.60
<b>Total</b>	<b>\$3,288.82</b>

## DISTRIBUTION



Property	0-30	Over 30	Over 60	Over 90	Balance
<b>99224305 - 3702 S Sea Breeze - Probst Trustee</b>					
<b>Coll Status: Collection Attorney Coll Attorney: Community Legal Advisors, Inc</b>	\$79.35	\$111.75	\$10.00	\$1,288.15	\$1,489.25
Monthly Assessment	\$65.60	-	-	-	\$65.60
Late Fee	\$10.00	\$10.00	\$10.00	\$150.00	\$180.00
CC&R Violation Fine	-	\$100.00	-	-	\$100.00
Collection Fee	-	-	-	\$1,075.00	\$1,075.00
Late Interest	\$3.75	\$1.75	-	\$63.15	\$68.65
<b>99224370 - 1921 Bay Crest St - Bohacek</b>	\$410.00	-	-	-	\$410.00
Monthly Assessment	\$400.00	-	-	-	\$400.00
Late Fee	\$10.00	-	-	-	\$10.00
<b>99254858 - 1914 W West Wind - Toler</b>	\$410.00	-	-	-	\$410.00
<b>Coll Status: Intent to Lien</b>	\$410.00	-	-	-	\$410.00
Monthly Assessment	\$400.00	-	-	-	\$400.00
Late Fee	\$10.00	-	-	-	\$10.00
<b>99224367 - *** 3701 S Sea Clf - Krueger Trustees</b>	\$400.00	-	-	-	\$400.00
Monthly Assessment	\$400.00	-	-	-	\$400.00
<b>99224335 - 1914 Bay Crest St - Gilmour Trust</b>	-	-	-	\$300.00	\$300.00
CC&R Violation Fine	-	-	-	\$300.00	\$300.00
<b>99224284 - 1903 Bay Crest St - Beam</b>	-	-	-	\$200.00	\$200.00
CC&R Violation Fine	-	-	-	\$200.00	\$200.00
<b>99224296 - 3612 S Sea Breeze - 3612 S Sea Breeze LLC</b>	-	-	-	\$50.00	\$50.00
CC&R Violation Fine	-	-	-	\$50.00	\$50.00
<b>99224376 - 1922 Bay Crest St - Panasitti</b>	\$10.00	-	-	-	\$10.00
<b>Coll Status: Late Statement</b>	\$10.00	-	-	-	\$10.00
Late Fee	\$10.00	-	-	-	\$10.00

(\*\*\* indicates previous owners)

# South Coast Shores Homeowners Association

AR Aging - 7/31/2024

Property	0-30	Over 30	Over 60	Over 90	Balance
<b>99224405 - 3710 S Sea Clf - Hamamori</b>	\$10.00	-	-	-	\$10.00
Late Fee	\$10.00	-	-	-	\$10.00
<b>99224352 - 1917 Bay Crest St - Hansen</b>	-	\$9.57	-	-	\$9.57
Late Fee	-	\$9.57	-	-	\$9.57
Total:	<b>\$1,319.35</b>	<b>\$121.32</b>	<b>\$10.00</b>	<b>\$1,838.15</b>	<b>\$3,288.82</b>
Property Count:	<b>6</b>	<b>2</b>	<b>1</b>	<b>4</b>	

# South Coast Shores Homeowners Association

## Pre Paid Homeowners For 7/31/2024

Account	Property	Owner Name	Credit Amount
99224560	2006 W Summer Wind	Graciela L Garcia	3,509.00
99224375	3704 S Sea Clf	Harriet Ducot	2,000.00
99224426	1905 W Wakeham Pl	John M Buckley	1,038.88
99224279	1902 Bay Crest St	Glenda Jeanette Sapp Trustee Etal	400.00
99224422	1903 W Wakeham Pl	Susan Todd	400.00
99224460	1903 W West Wind	Charles L Greenburg Trust	400.00
99224295	1905 Bay Crest St	Bruce Beckman Successor Trustee	400.00
99224331	1913 Bay Crest St	Edwards Family Trust	400.00
99224454	1915 W Wakeham Pl	Sally A Day	400.00
99224356	1918 Bay Crest St	Angelo J Fazio	400.00
99245537	1919 Bay Crest St	Justin Wallace Chi	400.00
99224535	2001 W Summer Wind	David Wesdell	400.00
99224585	2011 W Summer Wind	Michael Preciado	400.00
99224619	2017 W West Wind	David B Miles	400.00
99224639	2021 W West Wind	Christine J Aichelman Trustee	400.00
99224429	3605 S Ocean Crst	James E Marlin II	400.00
99224506	3614 S Sea Breeze	David Lee Perry	400.00
99224455	3703 S Ocean Crst	David Scott Campbell	400.00
99224311	3706 S Sea Breeze	Phornprasert Thipavong	400.00
99224475	3707 S Ocean Crst	Mark S De Leon	400.00
99224394	3708 S Sea Clf	Robert C Boullon	400.00
99224459	3709 S Ocean Crst	Michael Christiansen	400.00
99224314	1909 Bay Crest St	Nelson Gustavo Lopez	380.00
Total			14,527.88

(\*\*\* indicates previous owners)

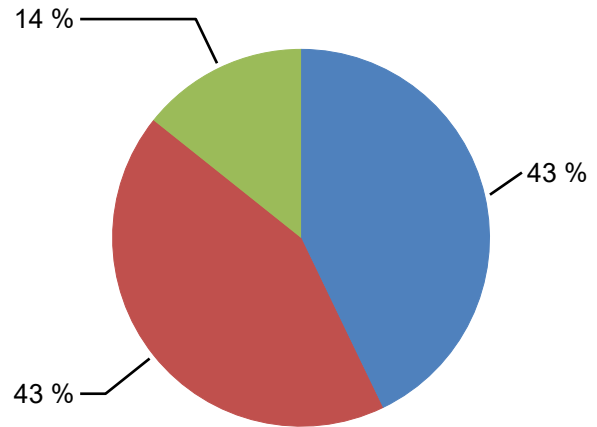
# South Coast Shores Homeowners Association

## Collection Report - Detail for 7/1/2024 - 7/31/2024

### SUMMARY

Balance Settled	3
Collection Attorney	1
Late Statement	3
<b>Total</b>	<b>7</b>

### TOP DISTRIBUTION BY STATUS



■ Balance Settled ■ Late Statement ■ Collection Attorney

### Collection Attorney (Total Count = 1)

3702 S Sea Breeze  
Pamela Ann Probst Trustee  
XN: 2056147 Acct: 99224305

Collection Attorney  
Last Payment Date/Amount: 07-11-2024 / (\$1,084.39)

Current Balance: \$1,489.25

12/20/2022	System	Late Statement
1/20/2023	System	Review Account - Intent to Lien
1/21/2023	Crystal Gutierrez	Small Balance Reminder (HUFD)
2/20/2023	System	Small Balance Reminder
2/24/2023	Kimberly Vieyra-Pacheco	Review Account - Intent to Lien
3/2/2023	Kimberly Vieyra-Pacheco	Intent to Lien Letter to Owner(s)
3/2/2023	Kimberly Vieyra-Pacheco	Resolution to Lien
3/2/2023	Kimberly Vieyra-Pacheco	Intent to Lien
3/14/2023	Fabi Barreto	Small Balance Reminder (HUFD)
3/20/2023	System	Small Balance Reminder
4/20/2023	System	Small Balance Reminder
5/21/2023	System	Review Account - Intent to Lien
5/22/2023	Crystal Gutierrez	Intent to Lien Letter to Owner(s)
5/22/2023	Crystal Gutierrez	Resolution to Lien
5/22/2023	Crystal Gutierrez	Intent to Lien
6/21/2023	System	Small Balance Reminder
6/21/2023	System	Intent to Lien
7/7/2023	Crystal Gutierrez	Ready to Lien
7/7/2023	Crystal Gutierrez	Lien Letter to County Recorder
7/7/2023	Crystal Gutierrez	Lien Notice to Owner(s)
7/7/2023	Crystal Gutierrez	Lien Filed
7/12/2023	Crystal Gutierrez	Lien Filed - Copy sent to Owner(s)
7/12/2023	Crystal Gutierrez	Lien
7/28/2023	Crystal Gutierrez	Intent to Foreclose Letter to Owner(s)

# South Coast Shores Homeowners Association

## Collection Report - Detail for 7/1/2024 - 7/31/2024

7/28/2023	Crystal Gutierrez	Intent to Foreclose
8/29/2023	Crystal Gutierrez	Intent to Foreclose
9/29/2023	System	Review for Collection Attorney
9/29/2023	Crystal Gutierrez	Intent to Foreclose
11/1/2023	System	Review for Collection Attorney
11/1/2023	Crystal Gutierrez	Intent to Foreclose
12/1/2023	System	Review for Collection Attorney
12/1/2023	Crystal Gutierrez	Intent to Foreclose
1/2/2024	System	Review for Collection Attorney
1/3/2024	Kimberly Vieyra-Pacheco	File Sent to Collection Attorney
1/3/2024	Kimberly Vieyra-Pacheco	Collection Attorney

### Late Statement (Total Count = 3)

3701 S Sea Clf  
Donald E Krueger & Gladys A Krueger Trustees  
XN: 4005985 Acct: 99224367

Late Statement	Current Balance:	\$400.00
Last Payment Date/Amount:	06-11-2024 / (\$400.00)	

7/20/2024	System	Late Statement
8/8/2024	Brianna Gutierrez	Review Account - Intent to Lien
8/8/2024	Brianna Gutierrez	Resolved

1921 Bay Crest St  
Karen L Bohacek  
XN: 4005986 Acct: 99224370

Late Statement	Current Balance:	\$410.00
Last Payment Date/Amount:	05-02-2024 / (\$400.00)	

7/20/2024	System	Late Statement
8/8/2024	System	Balance Settled

1914 W West Wind  
Robert A Toler  
XN: 4005991 Acct: 99254858

Late Statement	Current Balance:	\$410.00
Last Payment Date/Amount:	05-30-2024 / (\$412.00)	

7/20/2024	System	Late Statement
8/20/2024	System	Review Account - Intent to Lien
8/20/2024	Crystal Gutierrez	Intent to Lien Letter to Owner(s)
8/20/2024	Crystal Gutierrez	Resolution to Lien
8/20/2024	Crystal Gutierrez	Intent to Lien

### Balance Settled (Total Count = 3)

1922 Bay Crest St  
Miguel Panasitti  
XN: 4005987 Acct: 99224376

Balance Settled	Current Balance:	\$10.00
Last Payment Date/Amount:	07-25-2024 / (\$402.00)	

7/20/2024	System	Late Statement
7/27/2024	System	Balance Settled

3603 S Ocean Crst  
John E & Lucille Rapillo Trustee  
XN: 4005988 Acct: 99224423

Balance Settled	Current Balance:	\$0.00
Last Payment Date/Amount:	07-25-2024 / (\$400.00)	

# South Coast Shores Homeowners Association

## Collection Report - Detail for 7/1/2024 - 7/31/2024

---

7/20/2024	System	Late Statement
-----------	--------	----------------

7/25/2024	System	Balance Settled
-----------	--------	-----------------

3703 S Ocean Crst

David Scott Campbell

XN: 4005990 Acct: 99224455

Balance Settled

Current Balance: \$0.00

Last Payment Date/Amount:

07-24-2024 / (\$806.00)

7/20/2024	System	Late Statement
-----------	--------	----------------

7/26/2024	System	Balance Settled
-----------	--------	-----------------

# South Coast Shores Homeowners Association

## Cash Disbursement - 7/31/2024

Date	CheckNo	Description	Amount
10100 - Pacific Premier Bank Op			
7/1/2024	ACH	Optimum Professional Property Management (OPPM) Inv # 3905553	3,275.00
		82700 - Professional Management: Contract - Management Fee	3,275.00
7/3/2024	Auto Draft	DoorKing Inc. Inv # 2271656	167.80
		50700 - Telephone - Entry Gates - monthly gate service	167.80
7/3/2024	Check 2612	Relentless Land Care Inv # 15570	1,268.03
		74600 - Street Sweeping - Monthly Sweeping Svc	1,268.03
7/3/2024	Check 2612	Relentless Land Care Inv # 15572	15,146.73
		60100 - Landscape: Service Contract - Monthly Landscape Maint	15,146.73
7/3/2024	Check 2613	Cal-Sparkle Inv # 5/23322	710.00
		55100 - Pool / Spa: Service Contract - John A & Laurene A Hughes - Monthly Pool Svc	710.00
7/3/2024	Check 2613	Cal-Sparkle Inv # 5/24063	29.08
		55300 - Pool / Spa: Supplies - John A & Laurene A Hughes - Pool Supplies	29.08
7/3/2024	Check 2614	Newport Exterminating, Inc Inv # 957239	281.00
		73300 - Pest & Rodent Control: Contract - Monthly Rodent Control	281.00
7/3/2024	Check 2615	Integrated Vegetation Management, Inc Inv # 1003561	2,100.00
		74915 - Waterscape Maintenance - Monthly Lake Maint	2,100.00
7/6/2024	Auto Draft	SoCal Gas Inv # 20240626	865.26
		50300 - Gas - Monthly Gas Bill	865.26
7/7/2024	Auto Draft	SCE Inv # 20240627	4,699.77
		50200 - Electricity - Monthly electric	4,699.77
7/9/2024	Transfer Out	Transfer to Pacific Premier Bank MMA	11,250.00
		14100 - Pacific Premier Bank MMA x1195 - Transfer from Pacific Premier Bank Op	11,250.00
7/15/2024	ACH	California Gate & Entry Systems Inv # 186376	62.50
		70100 - Access Gate Repairs - C.G. Systems, Inc. - XN3888384	62.50
7/15/2024	ACH	California Gate & Entry Systems Inv # 186374	165.00
		70100 - Access Gate Repairs - C.G. Systems, Inc. - XN3888383	165.00
7/15/2024	Check 2616	Republic Services Inv # 616-000287459	7,731.17
		50400 - Refuse Removal - Monthly Refuse	7,731.17
7/15/2024	Check 2618	Cal-Sparkle Inv # 5/70019	564.07
		55300 - Pool / Spa: Supplies - John A & Laurene A Hughes - Pool Chemicals	564.07

# South Coast Shores Homeowners Association

## Cash Disbursement - 7/31/2024

Date	CheckNo	Description	Amount
7/15/2024	Check 2619	Orange County Water District Inv # 20240627	624.00
	50800 - Water - Water Srvc - 1.1.24 to 6.30.24		624.00
7/15/2024	Check 2620	Orange County Pump Co., Inc. Inv # 155837	1,272.87
	70600 - Common Area: Maintenance - Water Well Srvc - Leak		1,272.87
7/15/2024	Check 2620	Orange County Pump Co., Inc. Inv # 155834	1,709.02
	74915 - Waterscape Maintenance - Water Well Srvc & Repair of Leak		1,709.02
7/15/2024	Check 2621	Patrol Masters Security Group Inv # 122384	1,122.57
	73200 - Patrol Service - Monthly Patrol Svc		1,122.57
7/15/2024	Check 2622	Roofing Standards, Inc Inv # 36289	1,550.00
	70600 - Common Area: Maintenance - Gutter Repairs and Paint		1,550.00
7/15/2024	Check 2622	Roofing Standards, Inc Inv # 36288	3,950.00
	70600 - Common Area: Maintenance - Roof and Gutter Cleaning - Clubhouse		3,950.00
7/15/2024	Check 2623	Relentless Land Care Inv # 15679	475.00
	60200 - Landscape: Extras - XN3826464		475.00
7/15/2024	Check 2623	Relentless Land Care Inv # 15682	75.00
	60200 - Landscape: Extras - 3713 Sea Cliff		75.00
7/15/2024	Check 2623	Relentless Land Care Inv # 15698	59.00
	60800 - Irrigation: Repairs / Maintenance - Irrigation Repairs		59.00
7/15/2024	Check 2623	Relentless Land Care Inv # 15767	259.00
	60800 - Irrigation: Repairs / Maintenance - Irrigation Repairs		259.00
7/15/2024	Check 2623	Relentless Land Care Inv # 15697	90.00
	60800 - Irrigation: Repairs / Maintenance - Irrigation Repairs		90.00
7/15/2024	Check 2623	Relentless Land Care Inv # 15681	590.00
	60200 - Landscape: Extras - XN3826461		590.00
7/22/2024	ACH	Optimum Janitorial Services Inv # 45888	1,232.00
	72500 - Janitorial: Service Contract - Monthly Janitorial Svc		1,232.00
7/22/2024	Check 2624	LaBarre and Oksnee Insurance Agency, Inc Inv # 68353	24,693.75
	81200 - Insurance - 1 of 8 Monthly Installments		24,693.75
7/22/2024	Check 2625	Relentless Land Care Inv # 15766	18.00
	60800 - Irrigation: Repairs / Maintenance - Irrigation Repair - XN3904983		18.00
7/22/2024	Check 2625	Relentless Land Care Inv # 15781	36.00
	60800 - Irrigation: Repairs / Maintenance - Irrigation Repair		36.00



# South Coast Shores Homeowners Association

## Cash Disbursement - 7/31/2024

Date	CheckNo	Description	Amount
7/22/2024	Check 2625	Relentless Land Care Inv # 15680	464.00
	60800 - Irrigation: Repairs / Maintenance - Drip irrigation repair	464.00	
7/22/2024	Check 2625	Relentless Land Care Inv # 15780	36.00
	60800 - Irrigation: Repairs / Maintenance - Irrigation Repair	36.00	
7/22/2024	Check 2625	Relentless Land Care Inv # 15765	180.00
	60800 - Irrigation: Repairs / Maintenance - Irrigation Repairs	180.00	
7/22/2024	Check 2625	Relentless Land Care Inv # 15782	210.00
	60800 - Irrigation: Repairs / Maintenance - Irrigation Repair	210.00	
7/22/2024	Check 2627	Tri-County Lighting Services, Corp. Inv # 162619	996.88
	72900 - Lighting: Repairs / Supplies - XN3897358	996.88	
7/25/2024	Auto Draft	City of Santa Ana Inv # 20240625	489.90
	50800 - Water - Monthly water	489.90	
7/26/2024	Check 2628	Tri-County Lighting Services, Corp. Inv # 162668	897.88
	72900 - Lighting: Repairs / Supplies - XN396109	897.88	
7/26/2024	Check 2629	Relentless Land Care Inv # 15769	5,700.00
	61100 - Tree Trimming - Chinese Elm Trimming	5,700.00	
7/26/2024	Check 2629	Relentless Land Care Inv # 15810	18.00
	60800 - Irrigation: Repairs / Maintenance - Irrigation Repair	18.00	
7/26/2024	Check 2629	Relentless Land Care Inv # 15811	204.00
	60800 - Irrigation: Repairs / Maintenance - Irrigation Repair 1905 W West Wind	204.00	
7/26/2024	Check 2630	LaBarre and Oksnee Insurance Agency, Inc Inv # 68354	3,984.75
	81200 - Insurance - 2 of 8 Monthly Installments	3,984.75	
<b>Total</b>			<b>99,253.03</b>

### 10310 - Comerica Bank

7/22/2024	Misc Check	Comerica Bank - Quarterly Bank Fee	25.00
	80600 - Bank Charges	25.00	
<b>Total</b>			<b>25.00</b>

# South Coast Shores Homeowners Association

GL Trial Balance For 7/1/2024 - 7/31/2024

			Beginning Balance	Current Debit	Credit	Ending Balance
10100 - Pacific Premier Bank Op x0834			235,738.80	82,164.35	105,821.20	212,081.95
Date		Description	Debit	Credit	Type	
07/01/2024	Batched	Credit Distribution	6,000.00	6,000.00	Credit Distribution	
07/01/2024	Batched	eCheck	1,200.00	-	Owner Payment	
07/01/2024		3905553 - Optimum Professional Property Management (OPPM) - Management Fee	-	3,275.00	Invoice	
07/01/2024	Batched	Check	2,000.00	-	Owner Payment	
07/02/2024		eCheck	400.00	-	Owner Payment	
07/02/2024	Batched	Check	3,600.00	-	Owner Payment	
07/03/2024		15572 - Relentless Land Care - Monthly Landscape Maint	-	15,146.73	Invoice	
07/03/2024		15570 - Relentless Land Care - Monthly Sweeping Svc	-	1,268.03	Invoice	
07/03/2024		957239 - Newport Exterminating, Inc - Monthly Rodent Control	-	281.00	Invoice	
07/03/2024		eCheck	400.00	-	Owner Payment	
07/03/2024		1003561 - Integrated Vegetation Management, Inc - Monthly Lake Maint	-	2,100.00	Invoice	
07/03/2024		5/24063 - John A & Laurene A Hughes - Pool Supplies	-	29.08	Invoice	
07/03/2024		5/23322 - John A & Laurene A Hughes - Monthly Pool Svc	-	710.00	Invoice	
07/03/2024		2271656 - Doorking Inc. - monthly gate service	-	167.80	Invoice	
07/03/2024	Batched	Check	3,600.00	-	Owner Payment	
07/04/2024	Batched	eCheck	1,600.00	-	Owner Payment	
07/05/2024	Batched	Check	2,000.00	-	Owner Payment	
07/05/2024		eCheck	400.00	-	Owner Payment	
07/05/2024	Batched	ACH	36,400.00	-	Owner Payment	
07/06/2024		20240626 - SoCal Gas - Monthly Gas Bill	-	865.26	Invoice	
07/06/2024	Batched	eCheck	800.00	-	Owner Payment	
07/07/2024		20240627 - SCE - Monthly electric	-	4,699.77	Invoice	
07/07/2024		Credit Card	612.96	-	Owner Payment	
07/08/2024	Batched	Check	3,600.00	-	Owner Payment	
07/09/2024		eCheck	400.00	-	Owner Payment	
07/09/2024		Transfer to Pacific Premier Bank MMA	-	11,250.00	Transfer	
07/09/2024	Batched	Check	1,204.00	-	Owner Payment	
07/10/2024	Batched	Check	6,445.00	-	Owner Payment	
07/11/2024		eCheck	400.00	-	Owner Payment	
07/11/2024	Batched	Check	3,084.39	-	Owner Payment	
07/15/2024		15682 - Relentless Land Care - 3713 Sea Cliff	-	75.00	Invoice	
07/15/2024		155837 - Orange County Pump Co., Inc. - Water Well Svc - Leak	-	1,272.87	Invoice	
07/15/2024		992 - Owner Refund - Owner Refund for Acct: 99224390	-	170.00	Invoice	
07/15/2024		20240627 - Orange County Water District - Water Svc - 1.1.24 to 6.30.24	-	624.00	Invoice	
07/15/2024		155834 - Orange County Pump Co., Inc. - Water Well Svc & Repair of Leak	-	1,709.02	Invoice	

# South Coast Shores Homeowners Association

GL Trial Balance For 7/1/2024 - 7/31/2024

		Beginning Balance	Current Debit	Credit	Ending Balance
10100 - Pacific Premier Bank Op x0834		235,738.80	82,164.35	105,821.20	212,081.95
Date	Description	Debit	Credit	Type	
07/15/2024	Check	400.00	-	Owner Payment	
07/15/2024	5/70019 - John A & Laurene A Hughes - Pool Chemicals	-	564.07	Invoice	
07/15/2024	eCheck	400.00	-	Owner Payment	
07/15/2024	122384 - Patrol Masters Security Group - Monthly Patrol Svc	-	1,122.57	Invoice	
07/15/2024	15697 - Relentless Land Care - Irrigation Repairs	-	90.00	Invoice	
07/15/2024	15698 - Relentless Land Care - Irrigation Repairs	-	59.00	Invoice	
07/15/2024	15767 - Relentless Land Care - Irrigation Repairs	-	259.00	Invoice	
07/15/2024	186376 - C.G. Systems, Inc. - XN3888384	-	62.50	Invoice	
07/15/2024	15681 - Relentless Land Care - XN3826461	-	590.00	Invoice	
07/15/2024	15679 - Relentless Land Care - XN3826464	-	475.00	Invoice	
07/15/2024	616-000287459 - Republic Services - Monthly Refuse	-	7,731.17	Invoice	
07/15/2024	36289 - Roofing Standards, Inc - Gutter Repairs and Paint	-	1,550.00	Invoice	
07/15/2024	36288 - Roofing Standards, Inc - Roof and Gutter Cleaning - Clubhouse	-	3,950.00	Invoice	
07/15/2024	186374 - C.G. Systems, Inc. - XN3888383	-	165.00	Invoice	
07/16/2024	Batched Check	410.00	-	Owner Payment	
07/20/2024	eCheck	400.00	-	Owner Payment	
07/22/2024	15782 - Relentless Land Care - Irrigation Repair	-	210.00	Invoice	
07/22/2024	45888 - Optimum Janitorial Services - Monthly Janitorial Svc	-	1,232.00	Invoice	
07/22/2024	15766 - Relentless Land Care - Irrigation Repair - XN3904983	-	18.00	Invoice	
07/22/2024	15680 - Relentless Land Care - Drip irrigation repair	-	464.00	Invoice	
07/22/2024	15765 - Relentless Land Care - Irrigation Repairs	-	180.00	Invoice	
07/22/2024	162619 - Tri-County Lighting Services, Corp. - XN3897358	-	996.88	Invoice	
07/22/2024	15780 - Relentless Land Care - Irrigation Repair	-	36.00	Invoice	
07/22/2024	15781 - Relentless Land Care - Irrigation Repair	-	36.00	Invoice	
07/22/2024	992 - Owner Refund - Owner Refund for Acct: 99224543	-	398.17	Invoice	
07/22/2024	68353 - LaBarre and Oksnee Insurance Agency, Inc - 1 of 8 Monthly Installments	-	24,693.75	Invoice	
07/24/2024	Batched Check	806.00	-	Owner Payment	
07/25/2024	20240625 - City of Santa Ana - Monthly water	-	489.90	Invoice	
07/25/2024	Batched Check	802.00	-	Owner Payment	
07/25/2024	ACH Plan	400.00	-	Owner Payment	
07/26/2024	162668 - Tri-County Lighting Services, Corp. - XN396109	-	897.88	Invoice	
07/26/2024	15810 - Relentless Land Care - Irrigation Repair	-	18.00	Invoice	
07/26/2024	15811 - Relentless Land Care - Irrigation Repair 1905 W West Wind	-	204.00	Invoice	
07/26/2024	15769 - Relentless Land Care - Chinese Elm Trimming	-	5,700.00	Invoice	
07/26/2024	68354 - LaBarre and Oksnee Insurance Agency, Inc - 2 of 8 Monthly Installments	-	3,984.75	Invoice	

# South Coast Shores Homeowners Association

GL Trial Balance For 7/1/2024 - 7/31/2024

			Beginning Balance	Current Debit	Credit	Ending Balance
10100 - Pacific Premier Bank Op x0834			235,738.80	82,164.35	105,821.20	212,081.95
Date	Description		Debit	Credit	Type	
07/29/2024		Check	400.00	-	Owner Payment	
07/30/2024	Batched	Check	1,200.00	-	Owner Payment	
07/31/2024		eCheck	400.00	-	Owner Payment	
07/31/2024	Batched	Check	2,400.00	-	Owner Payment	
10310 - Comerica Op x0425			752.96	0.19	25.00	728.15
Date	Description		Debit	Credit	Type	
07/01/2024		July Interest	.19	-	GL Entry	
07/22/2024		Comerica Bank - Quarterly Bank Fee	-	25.00	Invoice	
10700 - Comerica - Industrial&Coml BK Mat. 08-02-24 5.0% 6 Months			120,000.00	-	-	120,000.00
Date	Description		Debit	Credit	Type	
11150 - Accounts Receivable			2,741.46	73,486.92	72,939.56	3,288.82
Date	Description		Debit	Credit	Type	
07/01/2024	Batched	Credit Distribution	-	6,000.00	Credit Distribution	
07/01/2024		Late Interest	3.75	-	Owner Charge	
07/01/2024	Batched	Monthly Assessment	72,800.00	-	Owner Charge	
07/01/2024	Batched	eCheck	-	1,200.00	Owner Payment	
07/01/2024	Batched	Check	-	2,000.00	Owner Payment	
07/02/2024		eCheck	-	400.00	Owner Payment	
07/02/2024	Batched	Check	-	3,600.00	Owner Payment	
07/03/2024		eCheck	-	400.00	Owner Payment	
07/03/2024	Batched	Check	-	3,600.00	Owner Payment	
07/04/2024	Batched	eCheck	-	1,600.00	Owner Payment	
07/05/2024	Batched	Check	-	2,000.00	Owner Payment	
07/05/2024		eCheck	-	400.00	Owner Payment	
07/05/2024	Batched	ACH	-	36,400.00	Owner Payment	
07/06/2024	Batched	eCheck	-	800.00	Owner Payment	
07/08/2024	Batched	Check	-	3,200.00	Owner Payment	
07/09/2024		eCheck	-	400.00	Owner Payment	
07/09/2024	Batched	Check	-	1,204.00	Owner Payment	
07/10/2024		Gate Remote Fee	35.00	-	Owner Charge	
07/10/2024	Batched	Check	-	4,045.00	Owner Payment	

# South Coast Shores Homeowners Association

GL Trial Balance For 7/1/2024 - 7/31/2024

		Beginning Balance	Current		Ending Balance
			Debit	Credit	
11150 - Accounts Receivable		2,741.46	73,486.92	72,939.56	3,288.82
Date	Description	Debit	Credit	Type	
07/11/2024	eCheck	-	400.00	Owner Payment	
07/11/2024	Writeoff Reimburse For Swan Food	-	170.00	Writeoff	
07/11/2024	Refund Check Reimburse For Swan Food	170.00	-	Refund Check	
07/11/2024	Batched Check	-	3,084.39	Owner Payment	
07/15/2024	Writeoff Celebration Supplies	-	398.17	Writeoff	
07/15/2024	Refund Check Celebration Supplies	398.17	-	Refund Check	
07/16/2024	Batched Late Fee	80.00	-	Owner Charge	
07/16/2024	Batched Check	-	410.00	Owner Payment	
07/24/2024	Batched Check	-	406.00	Owner Payment	
07/24/2024	Adjustment Reverse Late Fee	-	10.00	Adjustment	
07/25/2024	Batched Check	-	402.00	Owner Payment	
07/25/2024	ACH Plan	-	400.00	Owner Payment	
07/29/2024	Adjustment Reverse Late Fees	-	10.00	Adjustment	
11190 - Less Allowance For Past Due Accts		-224.66	-	-	-224.66
Date	Description	Debit	Credit	Type	
14100 - Pacific Premier Bank MMA x1195		80,834.82	11,272.66	-	92,107.48
Date	Description	Debit	Credit	Type	
07/09/2024	Transfer from Pacific Premier Bank Op	11,250.00	-	Transfer	
07/31/2024	July Interest	22.66	-	GL Entry	
14200 - FCB MMA x2212		60,317.17	15.37	-	60,332.54
Date	Description	Debit	Credit	Type	
07/01/2024	July Interest	15.37	-	GL Entry	
14210 - First Foundation MMA x1197		10,006.72	10.56	-	10,017.28
Date	Description	Debit	Credit	Type	
07/01/2024	July Interest	10.56	-	GL Entry	
14300 - Banc of CA MMA x5433 - UNCLAIMED PROPERTY		125,811.12	-	-	125,811.12
Date	Description	Debit	Credit	Type	

# South Coast Shores Homeowners Association

GL Trial Balance For 7/1/2024 - 7/31/2024

		Beginning Balance	Current		Ending Balance
			Debit	Credit	
15050 - First Foundation x7973 Mat.02-01-2025 3.440 % 13mths		164,860.56	466.76	-	165,327.32
Date	Description		Debit	Credit	Type
07/01/2024	July Interest		466.76	-	GL Entry
15055 - Alliance x2689 Mat. 09-17-2024 5.03% 11mths		100,473.70	414.25	-	100,887.95
Date	Description		Debit	Credit	Type
07/16/2024	July Interest		414.25	-	GL Entry
15070 - First Foundation x7797 Mat. 11-14-2024 4.641% 13mths		99,868.19	381.65	-	100,249.84
Date	Description		Debit	Credit	Type
07/01/2024	July Interest		381.65	-	GL Entry
20100 - Accounts Payable		0.00	568.17	568.17	0.00
Date	Description		Debit	Credit	Type
07/11/2024	Refund Check Reimburse For Swan Food		-	170.00	Refund Check
07/15/2024	Refund Check Celebration Supplies		-	398.17	Refund Check
07/15/2024	992 - Owner Refund - Owner Refund for Acct: 99224390		170.00	-	Invoice
07/22/2024	992 - Owner Refund - Owner Refund for Acct: 99224543		398.17	-	Invoice
21120 - Deposits: Clubhouse		-525.00	-	-	-525.00
Date	Description		Debit	Credit	Type
21500 - Prepaid Assessments		-10,714.92	6,000.00	9,812.96	-14,527.88
Date	Description		Debit	Credit	Type
07/01/2024	Batched Credit Distribution		6,000.00	-	Credit Distribution
07/07/2024	Credit Card		-	612.96	Owner Payment
07/08/2024	Check		-	400.00	Owner Payment
07/10/2024	Batched Check		-	2,400.00	Owner Payment
07/15/2024	eCheck		-	400.00	Owner Payment
07/15/2024	Check		-	400.00	Owner Payment
07/20/2024	eCheck		-	400.00	Owner Payment
07/24/2024	Check		-	400.00	Owner Payment
07/25/2024	Check		-	400.00	Owner Payment

# South Coast Shores Homeowners Association

GL Trial Balance For 7/1/2024 - 7/31/2024

		Beginning Balance	Current		Ending Balance
			Debit	Credit	
21500 - Prepaid Assessments		-10,714.92	6,000.00	9,812.96	-14,527.88
Date	Description		Debit	Credit	Type
07/29/2024	Check		-	400.00	Owner Payment
07/30/2024	Batched Check		-	1,200.00	Owner Payment
07/31/2024	eCheck		-	400.00	Owner Payment
07/31/2024	Batched Check		-	2,400.00	Owner Payment
33600 - General Reserves		-642,172.28	-	11,250.00	-653,422.28
Date	Description		Debit	Credit	Type
07/09/2024	Monthly Reserve Contribution		-	11,250.00	GL Entry
38990 - Interest		0.00	-	1,311.25	-1,311.25
Date	Description		Debit	Credit	Type
07/01/2024	Batched July Interest		-	874.34	GL Entry
07/16/2024	July Interest		-	414.25	GL Entry
07/31/2024	July Interest		-	22.66	GL Entry
39900 - Prior Year Surplus (Deficit)		-347,768.64	-	-	-347,768.64
Date	Description		Debit	Credit	Type
40100 - Assessments		0.00	-	72,800.00	-72,800.00
Date	Description		Debit	Credit	Type
07/01/2024	Batched Monthly Assessment		-	72,800.00	Owner Charge
40800 - Interest Charges		0.00	-	3.75	-3.75
Date	Description		Debit	Credit	Type
07/01/2024	Late Interest		-	3.75	Owner Charge
41000 - Late Charges		0.00	20.00	80.00	-60.00
Date	Description		Debit	Credit	Type
07/16/2024	Batched Late Fee		-	80.00	Owner Charge
07/24/2024	Adjustment Reverse Late Fee		10.00	-	Adjustment
07/29/2024	Adjustment Reverse Late Fees		10.00	-	Adjustment

# South Coast Shores Homeowners Association

GL Trial Balance For 7/1/2024 - 7/31/2024

		Beginning Balance	Current		Ending Balance
			Debit	Credit	
41600 - Transmitters		0.00	-	35.00	-35.00
Date	Description		Debit	Credit	Type
07/10/2024	Gate Remote Fee		-	35.00	Owner Charge
44010 - Interest Income		0.00	-	1,311.44	-1,311.44
Date	Description		Debit	Credit	Type
07/01/2024	Batched July Interest		-	874.53	GL Entry
07/16/2024	July Interest		-	414.25	GL Entry
07/31/2024	July Interest		-	22.66	GL Entry
50200 - Electricity		0.00	4,699.77	-	4,699.77
Date	Description		Debit	Credit	Type
07/07/2024	20240627 - SCE - Monthly electric		4,699.77	-	Invoice
50300 - Gas		0.00	865.26	-	865.26
Date	Description		Debit	Credit	Type
07/06/2024	20240626 - SoCal Gas - Monthly Gas Bill		865.26	-	Invoice
50400 - Refuse Removal		0.00	7,731.17	-	7,731.17
Date	Description		Debit	Credit	Type
07/15/2024	616-000287459 - Republic Services - Monthly Refuse		7,731.17	-	Invoice
50700 - Telephone - Entry Gates		0.00	167.80	-	167.80
Date	Description		Debit	Credit	Type
07/03/2024	2271656 - Doorking Inc. - monthly gate service		167.80	-	Invoice
50800 - Water		0.00	1,113.90	-	1,113.90
Date	Description		Debit	Credit	Type
07/15/2024	20240627 - Orange County Water District - Water Svc - 1.1.24 to 6.30.24		624.00	-	Invoice
07/25/2024	20240625 - City of Santa Ana - Monthly water		489.90	-	Invoice
55100 - Pool / Spa: Service Contract		0.00	710.00	-	710.00
Date	Description		Debit	Credit	Type
07/03/2024	5/23322 - John A & Laurene A Hughes - Monthly Pool Svc		710.00	-	Invoice



# South Coast Shores Homeowners Association

GL Trial Balance For 7/1/2024 - 7/31/2024

		Beginning Balance	Current		Ending Balance
			Debit	Credit	
55100 - Pool / Spa: Service Contract		0.00	710.00	-	710.00
Date	Description		Debit	Credit	Type
55300 - Pool / Spa: Supplies		0.00	593.15	-	593.15
Date	Description		Debit	Credit	Type
07/03/2024	5/24063 - John A & Laurene A Hughes - Pool Supplies		29.08	-	Invoice
07/15/2024	5/70019 - John A & Laurene A Hughes - Pool Chemicals		564.07	-	Invoice
60100 - Landscape: Service Contract		0.00	15,146.73	-	15,146.73
Date	Description		Debit	Credit	Type
07/03/2024	15572 - Relentless Land Care - Monthly Landscape Maint		15,146.73	-	Invoice
60200 - Landscape: Extras		0.00	1,140.00	-	1,140.00
Date	Description		Debit	Credit	Type
07/15/2024	15681 - Relentless Land Care - XN3826461		590.00	-	Invoice
07/15/2024	15679 - Relentless Land Care - XN3826464		475.00	-	Invoice
07/15/2024	15682 - Relentless Land Care - 3713 Sea Cliff		75.00	-	Invoice
60800 - Irrigation: Repairs / Maintenance		0.00	1,574.00	-	1,574.00
Date	Description		Debit	Credit	Type
07/15/2024	15767 - Relentless Land Care - Irrigation Repairs		259.00	-	Invoice
07/15/2024	15698 - Relentless Land Care - Irrigation Repairs		59.00	-	Invoice
07/15/2024	15697 - Relentless Land Care - Irrigation Repairs		90.00	-	Invoice
07/22/2024	15766 - Relentless Land Care - Irrigation Repair - XN3904983		18.00	-	Invoice
07/22/2024	15782 - Relentless Land Care - Irrigation Repair		210.00	-	Invoice
07/22/2024	15765 - Relentless Land Care - Irrigation Repairs		180.00	-	Invoice
07/22/2024	15781 - Relentless Land Care - Irrigation Repair		36.00	-	Invoice
07/22/2024	15780 - Relentless Land Care - Irrigation Repair		36.00	-	Invoice
07/22/2024	15680 - Relentless Land Care - Drip irrigation repair		464.00	-	Invoice
07/26/2024	15811 - Relentless Land Care - Irrigation Repair 1905 W West Wind		204.00	-	Invoice
07/26/2024	15810 - Relentless Land Care - Irrigation Repair		18.00	-	Invoice
61075 - Swans		0.00	170.00	-	170.00
Date	Description		Debit	Credit	Type
07/11/2024	Writeoff Reimburse For Swan Food		170.00	-	Writeoff

# South Coast Shores Homeowners Association

GL Trial Balance For 7/1/2024 - 7/31/2024

		Beginning Balance	Current Debit	Credit	Ending Balance
61075 - Swans		0.00	170.00	-	170.00
Date	Description	Debit	Credit	Type	
61100 - Tree Trimming		0.00	5,700.00	-	5,700.00
Date	Description	Debit	Credit	Type	
07/26/2024	15769 - Relentless Land Care - Chinese Elm Trimming	5,700.00	-	Invoice	
70100 - Access Gate Repairs		0.00	227.50	-	227.50
Date	Description	Debit	Credit	Type	
07/15/2024	186376 - C.G. Systems, Inc. - XN3888384	62.50	-	Invoice	
07/15/2024	186374 - C.G. Systems, Inc. - XN3888383	165.00	-	Invoice	
70600 - Common Area: Maintenance		0.00	7,171.04	-	7,171.04
Date	Description	Debit	Credit	Type	
07/15/2024	Writeoff Celebration Supplies	398.17	-	Writeoff	
07/15/2024	36288 - Roofing Standards, Inc - Roof and Gutter Cleaning - Clubhouse	3,950.00	-	Invoice	
07/15/2024	36289 - Roofing Standards, Inc - Gutter Repairs and Paint	1,550.00	-	Invoice	
07/15/2024	155837 - Orange County Pump Co., Inc. - Water Well Svc - Leak	1,272.87	-	Invoice	
72500 - Janitorial: Service Contract		0.00	1,232.00	-	1,232.00
Date	Description	Debit	Credit	Type	
07/22/2024	45888 - Optimum Janitorial Services - Monthly Janitorial Svc	1,232.00	-	Invoice	
72900 - Lighting: Repairs / Supplies		0.00	1,894.76	-	1,894.76
Date	Description	Debit	Credit	Type	
07/22/2024	162619 - Tri-County Lighting Services, Corp. - XN3897358	996.88	-	Invoice	
07/26/2024	162668 - Tri-County Lighting Services, Corp. - XN396109	897.88	-	Invoice	
73200 - Patrol Service		0.00	1,122.57	-	1,122.57
Date	Description	Debit	Credit	Type	
07/15/2024	122384 - Patrol Masters Security Group - Monthly Patrol Svc	1,122.57	-	Invoice	
73300 - Pest & Rodent Control: Contract		0.00	281.00	-	281.00
Date	Description	Debit	Credit	Type	

# South Coast Shores Homeowners Association

GL Trial Balance For 7/1/2024 - 7/31/2024

		Beginning Balance	Current Debit	Credit	Ending Balance
73300 - Pest & Rodent Control: Contract		0.00	281.00	-	281.00
Date	Description	Debit	Credit	Type	
07/03/2024	957239 - Newport Exterminating, Inc - Monthly Rodent Control	281.00	-	Invoice	
74600 - Street Sweeping		0.00	1,268.03	-	1,268.03
Date	Description	Debit	Credit	Type	
07/03/2024	15570 - Relentless Land Care - Monthly Sweeping Svc	1,268.03	-	Invoice	
74915 - Waterscape Maintenance		0.00	3,809.02	-	3,809.02
Date	Description	Debit	Credit	Type	
07/03/2024	1003561 - Integrated Vegetation Management, Inc - Monthly Lake Maint	2,100.00	-	Invoice	
07/15/2024	155834 - Orange County Pump Co., Inc. - Water Well Srvc & Repair of Leak	1,709.02	-	Invoice	
80600 - Bank Charges		0.00	25.00	-	25.00
Date	Description	Debit	Credit	Type	
07/22/2024	Comerica Bank - Quarterly Bank Fee	25.00	-	Invoice	
81200 - Insurance		0.00	28,678.50	-	28,678.50
Date	Description	Debit	Credit	Type	
07/22/2024	68353 - LaBarre and Oksnee Insurance Agency, Inc - 1 of 8 Monthly Installments	24,693.75	-	Invoice	
07/26/2024	68354 - LaBarre and Oksnee Insurance Agency, Inc - 2 of 8 Monthly Installments	3,984.75	-	Invoice	
82700 - Professional Management: Contract		0.00	3,275.00	-	3,275.00
Date	Description	Debit	Credit	Type	
07/01/2024	3905553 - Optimum Professional Property Management (OPPM) - Management Fee	3,275.00	-	Invoice	
93600 - General Reserves		0.00	11,250.00	-	11,250.00
Date	Description	Debit	Credit	Type	
07/09/2024	Monthly Reserve Contribution	11,250.00	-	GL Entry	

# South Coast Shores Homeowners Association

GL Trial Balance For 7/1/2024 - 7/31/2024

			Beginning Balance	Current Debit	Credit	Ending Balance
98990 - Interest			0.00	1,311.25	-	1,311.25
Date		Description		Debit	Credit	Type
07/01/2024	Batched	July Interest		874.34	-	GL Entry
07/16/2024		July Interest		414.25	-	GL Entry
07/31/2024		July Interest		22.66	-	GL Entry
Net Total			0.00	275,958.33	275,958.33	0.00

# South Coast Shores Homeowners Association

## Bank Account Reconciliation for Period 7/31/2024

### Reconciliation Summary

Bank Account	Bank Bal.	Uncleared Items	Adj. Balance	Book Balance	Status
Pacific Premier Bank Op	223,483.46	-11,401.51	212,081.95	212,081.95	Balanced
Alliance Op MMA	0.00	0.00	0.00	0.00	Balanced
Alliance Association Bank	100,887.95	0.00	100,887.95	100,887.95	Balanced
Banc of California	125,811.12	0.00	125,811.12	125,811.12	Balanced
Comerica Bank	728.15	0.00	728.15	728.15	Balanced
First Foundation MMA	10,017.28	0.00	10,017.28	10,017.28	Balanced
First Foundation Bank	165,327.32	0.00	165,327.32	165,327.32	Balanced
First Foundation Bank	100,249.84	0.00	100,249.84	100,249.84	Balanced
FCB MMA	60,332.54	0.00	60,332.54	60,332.54	Balanced
Pacific Premier Bank MMA	92,107.48	0.00	92,107.48	92,107.48	Balanced

### Unreconciled Items

Date	Description	Check No	Amount
Pacific Premier Bank Op			
7/22/2024	Tri-County Lighting Services, Corp.	2627	-996.88
7/26/2024	Tri-County Lighting Services, Corp.	2628	-897.88
7/26/2024	Relentless Land Care	2629	-18.00
7/26/2024	Relentless Land Care	2629	-5,700.00
7/26/2024	Relentless Land Care	2629	-204.00
7/26/2024	LaBarre and Oksnee Insurance Agency, Inc	2630	-3,984.75
7/31/2024	Acct: 99245537 eCheck		400.00
Total Pacific Premier Bank Op			-11,401.51

### Reconciled Items

Date	Description	Check No	Amount
Pacific Premier Bank Op			
6/30/2024	Acct: 99245537 eCheck		400.00
7/1/2024	Acct: 99224387 eCheck		400.00
7/1/2024	Acct: 99224351 eCheck		400.00
7/1/2024	Acct: 99227232 eCheck		400.00
7/1/2024	Lockbox - Klik ACH		1,200.00

# South Coast Shores Homeowners Association

## Bank Account Reconciliation for Period 7/31/2024

Date	Description	Check No	Amount
7/1/2024	Lockbox - Klik Check		800.00
7/2/2024	Acct: 99224501 eCheck		400.00
7/2/2024	Lockbox - Klik ACH		3,200.00
7/2/2024	Lockbox - Klik Check		400.00
7/3/2024	Acct: 99247274 eCheck		400.00
7/3/2024	Lockbox - Klik ACH		2,000.00
7/3/2024	Lockbox - Klik Check		1,600.00
7/4/2024	Acct: 99237859 eCheck		400.00
7/4/2024	Acct: 99224471 eCheck		400.00
7/4/2024	Acct: 99245992 eCheck		400.00
7/4/2024	Acct: 99224357 eCheck		400.00
7/5/2024	Acct: 99224330 ACH	ACH	400.00
7/5/2024	Acct: 99224335 ACH	ACH	400.00
7/5/2024	Acct: 99224336 ACH	ACH	400.00
7/5/2024	Acct: 99224349 ACH	ACH	400.00
7/5/2024	Acct: 99224358 ACH	ACH	400.00
7/5/2024	Acct: 99224362 ACH	ACH	400.00
7/5/2024	Acct: 99224363 ACH	ACH	400.00
7/5/2024	Acct: 99224372 ACH	ACH	400.00
7/5/2024	Acct: 99224378 ACH	ACH	400.00
7/5/2024	Acct: 99224380 ACH	ACH	400.00
7/5/2024	Acct: 99224384 ACH	ACH	400.00
7/5/2024	Acct: 99224386 ACH	ACH	400.00
7/5/2024	Acct: 99224390 ACH	ACH	400.00
7/5/2024	Acct: 99224398 ACH	ACH	400.00
7/5/2024	Acct: 99224399 ACH	ACH	400.00
7/5/2024	Acct: 99224402 ACH	ACH	400.00
7/5/2024	Acct: 99224404 ACH	ACH	400.00
7/5/2024	Acct: 99224408 ACH	ACH	400.00
7/5/2024	Acct: 99224409 ACH	ACH	400.00
7/5/2024	Acct: 99224414 ACH	ACH	400.00
7/5/2024	Acct: 99224416 ACH	ACH	400.00
7/5/2024	Acct: 99224666 ACH	ACH	400.00
7/5/2024	Acct: 99224417 ACH	ACH	400.00
7/5/2024	Acct: 99225775 ACH	ACH	400.00
7/5/2024	Acct: 99225863 ACH	ACH	400.00
7/5/2024	Acct: 99225990 ACH	ACH	400.00
7/5/2024	Acct: 99224421 ACH	ACH	400.00
7/5/2024	Acct: 99227181 ACH	ACH	400.00
7/5/2024	Acct: 99224428 ACH	ACH	400.00
7/5/2024	Acct: 99227353 ACH	ACH	400.00
7/5/2024	Acct: 99224434 ACH	ACH	400.00

# South Coast Shores Homeowners Association

## Bank Account Reconciliation for Period 7/31/2024

Date	Description	Check No	Amount
7/5/2024	Acct: 99229854 ACH	ACH	400.00
7/5/2024	Acct: 99224435 ACH	ACH	400.00
7/5/2024	Acct: 99230534 ACH	ACH	400.00
7/5/2024	Acct: 99224440 ACH	ACH	400.00
7/5/2024	Acct: 99232666 ACH	ACH	400.00
7/5/2024	Acct: 99224443 ACH	ACH	400.00
7/5/2024	Acct: 99233746 ACH	ACH	400.00
7/5/2024	Acct: 99224445 ACH	ACH	400.00
7/5/2024	Acct: 99236494 ACH	ACH	400.00
7/5/2024	Acct: 99224448 ACH	ACH	400.00
7/5/2024	Acct: 99239397 ACH	ACH	400.00
7/5/2024	Acct: 99224449 ACH	ACH	400.00
7/5/2024	Acct: 99241017 ACH	ACH	400.00
7/5/2024	Acct: 99224453 ACH	ACH	400.00
7/5/2024	Acct: 99242586 ACH	ACH	400.00
7/5/2024	Acct: 99224463 ACH	ACH	400.00
7/5/2024	Acct: 99246194 ACH	ACH	400.00
7/5/2024	Acct: 99224468 ACH	ACH	400.00
7/5/2024	Acct: 99250419 ACH	ACH	400.00
7/5/2024	Acct: 99224473 ACH	ACH	400.00
7/5/2024	Acct: 99252481 ACH	ACH	400.00
7/5/2024	Acct: 99224478 ACH	ACH	400.00
7/5/2024	Acct: 99252880 ACH	ACH	400.00
7/5/2024	Acct: 99224487 ACH	ACH	400.00
7/5/2024	Acct: 99254489 ACH	ACH	400.00
7/5/2024	Acct: 99224491 ACH	ACH	400.00
7/5/2024	Acct: 99224492 ACH	ACH	400.00
7/5/2024	Acct: 99224497 ACH	ACH	400.00
7/5/2024	Acct: 99224284 ACH	ACH	400.00
7/5/2024	Acct: 99224500 ACH	ACH	400.00
7/5/2024	Acct: 99224512 ACH	ACH	400.00
7/5/2024	Acct: 99224290 ACH	ACH	400.00
7/5/2024	Acct: 99224296 ACH	ACH	400.00
7/5/2024	Acct: 99224517 ACH	ACH	400.00
7/5/2024	Acct: 99224300 ACH	ACH	400.00
7/5/2024	Acct: 99224520 ACH	ACH	400.00
7/5/2024	Acct: 99224308 ACH	ACH	400.00
7/5/2024	Acct: 99224524 ACH	ACH	400.00
7/5/2024	Acct: 99224319 ACH	ACH	400.00
7/5/2024	Acct: 99224531 ACH	ACH	400.00
7/5/2024	Acct: 99224323 ACH	ACH	400.00
7/5/2024	Acct: 99224533 ACH	ACH	400.00

# South Coast Shores Homeowners Association

## Bank Account Reconciliation for Period 7/31/2024

Date	Description	Check No	Amount
7/5/2024	Acct: 99224325 ACH	ACH	400.00
7/5/2024	Acct: 99224543 ACH	ACH	400.00
7/5/2024	Acct: 99224548 ACH	ACH	400.00
7/5/2024	Acct: 99224549 ACH	ACH	400.00
7/5/2024	Acct: 99224563 ACH	ACH	400.00
7/5/2024	Acct: 99224569 ACH	ACH	400.00
7/5/2024	Acct: 99224574 ACH	ACH	400.00
7/5/2024	Acct: 99224575 ACH	ACH	400.00
7/5/2024	Acct: 99224579 ACH	ACH	400.00
7/5/2024	Acct: 99224584 ACH	ACH	400.00
7/5/2024	Acct: 99224589 ACH	ACH	400.00
7/5/2024	Acct: 99224592 ACH	ACH	400.00
7/5/2024	Acct: 99224595 ACH	ACH	400.00
7/5/2024	Acct: 99224599 ACH	ACH	400.00
7/5/2024	Acct: 99224612 ACH	ACH	400.00
7/5/2024	Acct: 99224629 ACH	ACH	400.00
7/5/2024	Acct: 99224644 ACH	ACH	400.00
7/5/2024	Acct: 99224662 ACH	ACH	400.00
7/5/2024	Acct: 99228677 eCheck		400.00
7/5/2024	Lockbox - Klik ACH		2,000.00
7/6/2024	Acct: 99230522 eCheck		400.00
7/6/2024	Acct: 99224306 eCheck		400.00
7/7/2024	Acct: 99224426 CC		612.96
7/8/2024	Lockbox - Klik ACH		1,600.00
7/8/2024	Lockbox - Klik Check		2,000.00
7/9/2024	Acct: 99224383 eCheck		400.00
7/9/2024	Lockbox - Klik ACH		1,204.00
7/10/2024	Lockbox - Klik ACH		800.00
7/10/2024	Lockbox - Klik Check		5,645.00
7/11/2024	Acct: 99224413 eCheck		400.00
7/11/2024	Lockbox - Klik ACH		2,000.00
7/11/2024	Lockbox - Klik Check		1,084.39
7/15/2024	Acct: 99224279 eCheck		400.00
7/15/2024	Lockbox - Klik ACH		400.00
7/16/2024	Lockbox - Klik Check		410.00
7/20/2024	Acct: 99224429 eCheck		400.00
7/24/2024	Lockbox - Klik ACH		806.00
7/25/2024	Acct: 99224423 ACH Plan	ACH	400.00
7/25/2024	Lockbox - Klik ACH		400.00
7/25/2024	Lockbox - Klik Check		402.00
7/29/2024	Lockbox - Klik ACH		400.00
7/30/2024	Lockbox - Klik ACH		800.00



# South Coast Shores Homeowners Association

## Bank Account Reconciliation for Period 7/31/2024

Date	Description	Check No	Amount
7/30/2024	Lockbox - Klik Check		400.00
7/31/2024	Lockbox - Klik ACH		800.00
7/31/2024	Lockbox - Klik Check		1,600.00
6/26/2024	Community Legal Advisors, Inc	2608	-33.28
6/26/2024	Republic Services	2609	-7,293.18
6/26/2024	Relentless Land Care	2610	-108.00
6/26/2024	Tri-County Lighting Services, Corp.	2611	-594.94
6/26/2024	Relentless Land Care	2610	-18.00
6/26/2024	Relentless Land Care	2610	-108.00
6/26/2024	Relentless Land Care	2610	-98.00
6/26/2024	Relentless Land Care	2610	-195.00
6/26/2024	Relentless Land Care	2610	-195.00
6/26/2024	Relentless Land Care	2610	-50.00
6/26/2024	Relentless Land Care	2610	-836.00
6/26/2024	Relentless Land Care	2610	-175.00
7/1/2024	Optimum Professional Property Management (OPPM)	ACH	-3,275.00
7/3/2024	Relentless Land Care	2612	-1,268.03
7/3/2024	Doorking Inc.		-167.80
7/3/2024	Cal-Sparkle	2613	-710.00
7/3/2024	Cal-Sparkle	2613	-29.08
7/3/2024	Newport Exterminating, Inc	2614	-281.00
7/3/2024	Relentless Land Care	2612	-15,146.73
7/3/2024	Integrated Vegetation Management, Inc	2615	-2,100.00
7/6/2024	SoCal Gas		-865.26
7/7/2024	SCE		-4,699.77
7/9/2024	Transfer to Pacific Premier Bank MMA		-11,250.00
7/15/2024	Republic Services	2616	-7,731.17
7/15/2024		2617	-170.00
7/15/2024	California Gate & Entry Systems	ACH	-62.50
7/15/2024	California Gate & Entry Systems	ACH	-165.00
7/15/2024	Cal-Sparkle	2618	-564.07
7/15/2024	Orange County Water District	2619	-624.00
7/15/2024	Orange County Pump Co., Inc.	2620	-1,272.87
7/15/2024	Patrol Masters Security Group	2621	-1,122.57
7/15/2024	Roofing Standards, Inc	2622	-1,550.00
7/15/2024	Orange County Pump Co., Inc.	2620	-1,709.02
7/15/2024	Roofing Standards, Inc	2622	-3,950.00
7/15/2024	Relentless Land Care	2623	-90.00
7/15/2024	Relentless Land Care	2623	-75.00
7/15/2024	Relentless Land Care	2623	-59.00
7/15/2024	Relentless Land Care	2623	-259.00
7/15/2024	Relentless Land Care	2623	-475.00

# South Coast Shores Homeowners Association

## Bank Account Reconciliation for Period 7/31/2024

Date	Description	Check No	Amount
7/15/2024	Relentless Land Care	2623	-590.00
7/22/2024	LaBarre and Oksnee Insurance Agency, Inc	2624	-24,693.75
7/22/2024	Relentless Land Care	2625	-36.00
7/22/2024	Relentless Land Care	2625	-464.00
7/22/2024	Relentless Land Care	2625	-36.00
7/22/2024	Relentless Land Care	2625	-18.00
7/22/2024	Relentless Land Care	2625	-180.00
7/22/2024	Relentless Land Care	2625	-210.00
7/22/2024		2626	-398.17
7/22/2024	Optimum Janitorial Services	ACH	-1,232.00
7/25/2024	City of Santa Ana		-489.90

**Total Pacific Premier Bank Op -21,559.74**

### Alliance Association Bank

7/16/2024	July Interest		414.25
-----------	---------------	--	--------

**Total Alliance Association Bank 414.25**

### Comerica Bank

7/1/2024	July Interest		0.19
7/22/2024	Comerica Bank - Quarterly Bank Fee		-25.00

**Total Comerica Bank -24.81**

### FCB MMA

7/1/2024	July Interest		15.37
----------	---------------	--	-------

**Total FCB MMA 15.37**

### First Foundation Bank

7/1/2024	July Interest		466.76
7/1/2024	July Interest		381.65

**Total First Foundation Bank 848.41**

### First Foundation MMA

7/1/2024	July Interest		10.56
----------	---------------	--	-------

**Total First Foundation MMA 10.56**

### Pacific Premier Bank MMA

7/9/2024	Transfer from Pacific Premier Bank Op		11,250.00
----------	---------------------------------------	--	-----------

# South Coast Shores Homeowners Association

## Bank Account Reconciliation for Period 7/31/2024

Date	Description	Check No	Amount
7/31/2024	July Interest		22.66
Total Pacific Premier Bank MMA			11,272.66



SOUTH COAST SHORES HOMEOWNERS  
ASSOCIATION  
OPTIMUM PROFESSIONAL PROPERTY  
MANAGEMENT INC.  
230 COMMERCE STE 250  
IRVINE CA 92602-1338

Page 1 of 1  
Branch 010  
Account Number: 3122001195  
Date 07/31/2024  
EM

HOA MONEY MARKET

Acct 3122001195

Summary of Activity Since Your Last Statement

Beginning Balance	7/01/24	80,834.82
Deposits / Misc Credits	2	11,272.66
Withdrawals / Misc Debits	0	.00
** Ending Balance	7/31/24	92,107.48 **
Service Charge		.00
Interest Paid Thru 7/31/24		22.66
Interest Paid Year To Date		91.49
Average Rate / Cycle Days		.30000 / 31

Deposits and Credits

Date	Deposits	Withdrawals	Activity Description
7/09	11,250.00		DataVault Transfer from #0834
7/31	22.66		INTEREST EARNED

Daily Balance Summary

Date	Balance	Date	Balance
7/09	92,084.82	7/31	92,107.48



SOUTH COAST SHORES HOMEOWNERS  
ASSOCIATION  
OPTIMUM PROFESSIONAL PROPERTY  
MANAGEMENT INC.  
230 COMMERCE STE 250  
IRVINE CA 92602-1338

Page 1 of 12  
Branch 010  
Account Number: 3121000834  
Date 07/31/2024  
EM

HOA NON INT CKG

Acct 3121000834

Summary of Activity Since Your Last Statement

Beginning Balance	7/01/24	245,043.20	
Deposits / Misc Credits	126	76,164.35	
Withdrawals / Misc Debits	28	97,724.09	
** Ending Balance	7/31/24	223,483.46	**
Service Charge		.00	
Enclosures		19	

Deposits and Credits

Date	Deposits	Withdrawals	Activity Description
7/01	1,200.00		Optimum Property/Catch CR 513626 513626 eKlik
7/01	800.00		HOA LOCKBOX DEPOSIT
7/02	1,600.00		PayLease.com/Settlement 000021266455710 Optimum Property Manag
7/02	3,200.00		Optimum Property/Catch CR 513626 513626 eKlik
7/02	400.00		HOA LOCKBOX DEPOSIT
7/03	400.00		PayLease.com/Settlement 000021312619502 Optimum Property Manag
7/03	2,000.00		Optimum Property/Catch CR 513626 513626 eKlik
7/03	1,600.00		HOA LOCKBOX DEPOSIT
7/05	400.00		PayLease.com/Settlement 000021318971894 Optimum Property Manag
7/05	2,000.00		Optimum Property/Catch CR 513626 513626 eKlik
7/08	1,600.00		Optimum Property/Catch CR 513626 513626 eKlik
7/08	2,000.00		PayLease.com/Settlement 000021336778674 Optimum Property Manag
7/08	2,000.00		HOA LOCKBOX DEPOSIT
7/09	612.96		PAYLEASE.COM/CREDIT 379390735 Optimum Property Manag
7/09	800.00		PayLease.com/Settlement 000021357082558 Optimum Property Manag



SOUTH COAST SHORES HOMEOWNERS  
ASSOCIATION  
OPTIMUM PROFESSIONAL PROPERTY  
MANAGEMENT INC.  
230 COMMERCE STE 250  
IRVINE CA 92602-1338

Page 2 of 12  
Branch 010  
Account Number: 3121000834  
Date 07/31/2024  
EM

Deposits and Credits

Date	Deposits	Withdrawals	Activity Description
7/09	1,204.00		Optimum Property/Catch CR 513626 513626 eKlik
7/10	400.00		South Coast Shor/OwnerDraft 099224579 South Coast Shores Hom
7/10	400.00		South Coast Shor/OwnerDraft 099224662 South Coast Shores Hom
7/10	400.00		South Coast Shor/OwnerDraft 099224372 South Coast Shores Hom
7/10	400.00		South Coast Shor/OwnerDraft 099224453 South Coast Shores Hom
7/10	400.00		South Coast Shor/OwnerDraft 099224384 South Coast Shores Hom
7/10	400.00		South Coast Shor/OwnerDraft 099224414 South Coast Shores Hom
7/10	400.00		South Coast Shor/OwnerDraft 099224487 South Coast Shores Hom
7/10	400.00		South Coast Shor/OwnerDraft 099241017 South Coast Shores Hom
7/10	400.00		South Coast Shor/OwnerDraft 099232666 South Coast Shores Hom
7/10	400.00		South Coast Shor/OwnerDraft 099224520 South Coast Shores Hom
7/10	400.00		South Coast Shor/OwnerDraft 099224421 South Coast Shores Hom
7/10	400.00		South Coast Shor/OwnerDraft 099224363 South Coast Shores Hom
7/10	400.00		South Coast Shor/OwnerDraft 099224473 South Coast Shores Hom
7/10	400.00		South Coast Shor/OwnerDraft 099225863 South Coast Shores Hom
7/10	400.00		South Coast Shor/OwnerDraft 099224358 South Coast Shores Hom
7/10	400.00		South Coast Shor/OwnerDraft 099224666 South Coast Shores Hom
7/10	400.00		South Coast Shor/OwnerDraft 099224386 South Coast Shores Hom
7/10	400.00		South Coast Shor/OwnerDraft 099224548 South Coast Shores Hom
7/10	400.00		South Coast Shor/OwnerDraft



SOUTH COAST SHORES HOMEOWNERS  
ASSOCIATION  
OPTIMUM PROFESSIONAL PROPERTY  
MANAGEMENT INC.  
230 COMMERCE STE 250  
IRVINE CA 92602-1338

Page 3 of 12  
Branch 010  
Account Number: 3121000834  
Date 07/31/2024  
EM

Deposits and Credits

Date	Deposits	Withdrawals	Activity Description
7/10	400.00		099224416 South Coast Shores Hom South Coast Shor/OwnerDraft
7/10	400.00		099224584 South Coast Shores Hom South Coast Shor/OwnerDraft
7/10	400.00		099224569 South Coast Shores Hom South Coast Shor/OwnerDraft
7/10	400.00		099224531 South Coast Shores Hom South Coast Shor/OwnerDraft
7/10	400.00		099227181 South Coast Shores Hom South Coast Shor/OwnerDraft
7/10	400.00		099224512 South Coast Shores Hom South Coast Shor/OwnerDraft
7/10	400.00		099224409 South Coast Shores Hom South Coast Shor/OwnerDraft
7/10	400.00		099239397 South Coast Shores Hom South Coast Shor/OwnerDraft
7/10	400.00		099246194 South Coast Shores Hom South Coast Shor/OwnerDraft
7/10	400.00		099224323 South Coast Shores Hom South Coast Shor/OwnerDraft
7/10	400.00		099224390 South Coast Shores Hom South Coast Shor/OwnerDraft
7/10	400.00		099224445 South Coast Shores Hom South Coast Shor/OwnerDraft
7/10	400.00		099224533 South Coast Shores Hom South Coast Shor/OwnerDraft
7/10	400.00		099224449 South Coast Shores Hom South Coast Shor/OwnerDraft
7/10	400.00		099233746 South Coast Shores Hom South Coast Shor/OwnerDraft
7/10	400.00		099224524 South Coast Shores Hom South Coast Shor/OwnerDraft
7/10	400.00		099224319 South Coast Shores Hom South Coast Shor/OwnerDraft
7/10	400.00		099224434 South Coast Shores Hom South Coast Shor/OwnerDraft
7/10	400.00		099225775 South Coast Shores Hom South Coast Shor/OwnerDraft
7/10	400.00		099224330 South Coast Shores Hom



SOUTH COAST SHORES HOMEOWNERS  
ASSOCIATION  
OPTIMUM PROFESSIONAL PROPERTY  
MANAGEMENT INC.  
230 COMMERCE STE 250  
IRVINE CA 92602-1338

Page 4 of 12  
Branch 010  
Account Number: 3121000834  
Date 07/31/2024  
EM

Deposits and Credits

Date	Deposits	Withdrawals	Activity Description
7/10	400.00		South Coast Shor/OwnerDraft 099224575 South Coast Shores Hom
7/10	400.00		South Coast Shor/OwnerDraft 099224595 South Coast Shores Hom
7/10	400.00		South Coast Shor/OwnerDraft 099224574 South Coast Shores Hom
7/10	400.00		South Coast Shor/OwnerDraft 099224463 South Coast Shores Hom
7/10	400.00		South Coast Shor/OwnerDraft 099224300 South Coast Shores Hom
7/10	400.00		South Coast Shor/OwnerDraft 099224497 South Coast Shores Hom
7/10	400.00		South Coast Shor/OwnerDraft 099224543 South Coast Shores Hom
7/10	400.00		South Coast Shor/OwnerDraft 099229854 South Coast Shores Hom
7/10	400.00		South Coast Shor/OwnerDraft 099224349 South Coast Shores Hom
7/10	400.00		South Coast Shor/OwnerDraft 099224417 South Coast Shores Hom
7/10	400.00		South Coast Shor/OwnerDraft 099224491 South Coast Shores Hom
7/10	400.00		South Coast Shor/OwnerDraft 099224549 South Coast Shores Hom
7/10	400.00		South Coast Shor/OwnerDraft 099224428 South Coast Shores Hom
7/10	400.00		South Coast Shor/OwnerDraft 099224448 South Coast Shores Hom
7/10	400.00		South Coast Shor/OwnerDraft 099230534 South Coast Shores Hom
7/10	400.00		South Coast Shor/OwnerDraft 099224296 South Coast Shores Hom
7/10	400.00		South Coast Shor/OwnerDraft 099224500 South Coast Shores Hom
7/10	400.00		South Coast Shor/OwnerDraft 099224325 South Coast Shores Hom
7/10	400.00		South Coast Shor/OwnerDraft 099224402 South Coast Shores Hom
7/10	400.00		South Coast Shor/OwnerDraft





SOUTH COAST SHORES HOMEOWNERS  
ASSOCIATION  
OPTIMUM PROFESSIONAL PROPERTY  
MANAGEMENT INC.  
230 COMMERCE STE 250  
IRVINE CA 92602-1338

Page 5 of 12  
Branch 010  
Account Number: 3121000834  
Date 07/31/2024  
EM

Deposits and Credits

Date	Deposits	Withdrawals	Activity Description
7/10	400.00		099224478 South Coast Shores Hom South Coast Shor/OwnerDraft
7/10	400.00		099224290 South Coast Shores Hom South Coast Shor/OwnerDraft
7/10	400.00		099224380 South Coast Shores Hom South Coast Shor/OwnerDraft
7/10	400.00		099224599 South Coast Shores Hom South Coast Shor/OwnerDraft
7/10	400.00		099224563 South Coast Shores Hom South Coast Shor/OwnerDraft
7/10	400.00		099224589 South Coast Shores Hom South Coast Shor/OwnerDraft
7/10	400.00		099224592 South Coast Shores Hom South Coast Shor/OwnerDraft
7/10	400.00		099224468 South Coast Shores Hom South Coast Shor/OwnerDraft
7/10	400.00		099225990 South Coast Shores Hom South Coast Shor/OwnerDraft
7/10	400.00		099224308 South Coast Shores Hom South Coast Shor/OwnerDraft
7/10	400.00		099242586 South Coast Shores Hom South Coast Shor/OwnerDraft
7/10	400.00		099224399 South Coast Shores Hom South Coast Shor/OwnerDraft
7/10	400.00		099236494 South Coast Shores Hom South Coast Shor/OwnerDraft
7/10	400.00		099252481 South Coast Shores Hom South Coast Shor/OwnerDraft
7/10	400.00		099224335 South Coast Shores Hom South Coast Shor/OwnerDraft
7/10	400.00		099224404 South Coast Shores Hom South Coast Shor/OwnerDraft
7/10	400.00		099224336 South Coast Shores Hom South Coast Shor/OwnerDraft
7/10	400.00		099224440 South Coast Shores Hom South Coast Shor/OwnerDraft
7/10	400.00		099224284 South Coast Shores Hom South Coast Shor/OwnerDraft
7/10	400.00		099224492 South Coast Shores Hom



SOUTH COAST SHORES HOMEOWNERS  
ASSOCIATION  
OPTIMUM PROFESSIONAL PROPERTY  
MANAGEMENT INC.  
230 COMMERCE STE 250  
IRVINE CA 92602-1338

Page 6 of 12  
Branch 010  
Account Number: 3121000834  
Date 07/31/2024

EM

Deposits and Credits

Date	Deposits	Withdrawals	Activity Description
7/10	400.00		South Coast Shor/OwnerDraft 099224517 South Coast Shores Hom
7/10	400.00		South Coast Shor/OwnerDraft 099224398 South Coast Shores Hom
7/10	400.00		South Coast Shor/OwnerDraft 099224443 South Coast Shores Hom
7/10	400.00		South Coast Shor/OwnerDraft 099227353 South Coast Shores Hom
7/10	400.00		South Coast Shor/OwnerDraft 099224408 South Coast Shores Hom
7/10	400.00		South Coast Shor/OwnerDraft 099224629 South Coast Shores Hom
7/10	400.00		South Coast Shor/OwnerDraft 099224612 South Coast Shores Hom
7/10	400.00		South Coast Shor/OwnerDraft 099224644 South Coast Shores Hom
7/10	400.00		South Coast Shor/OwnerDraft 099254489 South Coast Shores Hom
7/10	400.00		South Coast Shor/OwnerDraft 099224378 South Coast Shores Hom
7/10	400.00		South Coast Shor/OwnerDraft 099252880 South Coast Shores Hom
7/10	400.00		South Coast Shor/OwnerDraft 099224435 South Coast Shores Hom
7/10	400.00		South Coast Shor/OwnerDraft 099224362 South Coast Shores Hom
7/10	400.00		South Coast Shor/OwnerDraft 099250419 South Coast Shores Hom
7/10	800.00		Optimum Property/Catch CR 513626 513626 eKlik
7/10	5,645.00		HOA LOCKBOX DEPOSIT
7/11	400.00		PayLease.com/Settlement 000021380233154 Optimum Property Manag
7/11	2,000.00		Optimum Property/Catch CR 513626 513626 eKlik
7/11	1,084.39		HOA LOCKBOX DEPOSIT
7/12	400.00		PayLease.com/Settlement 000021392292462 Optimum Property Manag
7/15	400.00		Optimum Property/Catch CR



SOUTH COAST SHORES HOMEOWNERS  
ASSOCIATION  
OPTIMUM PROFESSIONAL PROPERTY  
MANAGEMENT INC.  
230 COMMERCE STE 250  
IRVINE CA 92602-1338

Page 7 of 12  
Branch 010  
Account Number: 3121000834  
Date 07/31/2024  
EM

### Deposits and Credits

Date	Deposits	Withdrawals	Activity Description
7/16	400.00		513626 513626 eKlik PayLease.com/Settlement 000021409569334 Optimum Property Manag
7/16	410.00		HOA LOCKBOX DEPOSIT
7/23	400.00		PayLease.com/Settlement 000021452246034 Optimum Property Manag
7/24	806.00		Optimum Property/Catch CR
7/25	400.00		513626 513626 eKlik Optimum Property/Catch CR
7/25	402.00		513626 513626 eKlik HOA LOCKBOX DEPOSIT
7/26	400.00		South Coast Shor/OwnerDraft 099224423 South Coast Shores Hom
7/29	400.00		Optimum Property/Catch CR
7/30	800.00		513626 513626 eKlik Optimum Property/Catch CR
7/30	400.00		513626 513626 eKlik HOA LOCKBOX DEPOSIT
7/31	800.00		Optimum Property/Catch CR
7/31	1,600.00		513626 513626 eKlik HOA LOCKBOX DEPOSIT

### Withdrawals and Debits

Date	Deposits	Withdrawals	Activity Description
7/02		3,275.00	South Coast Shor/Invoice X3905553 South Coast Shores Hom
7/09		11,250.00	DataVault Transfer to #1195
7/10		865.26	SO CAL GAS/SIMPLEPAY 109508170079064 SOUTH COAST SHORES
7/10		4,699.77	SO CAL EDISON CO/DIRECTPAY 700132505579 SOUTH COAST SHORES HOA
7/15		167.80	DOORKING, INC/DOORKING M120535346670 SOUTH COAST SHORES
7/16		62.50	South Coast Shor/Invoice X3893775 South Coast Shores Hom
7/16		165.00	South Coast Shor/Invoice X3893782 South Coast Shores Hom
7/23		1,232.00	South Coast Shor/Invoice X3978102 South Coast Shores Hom
7/29		489.90	CITY OF SANTAANA/UTILITY 0845495 SOUTH COAST SHORES *HO



SOUTH COAST SHORES HOMEOWNERS  
ASSOCIATION  
OPTIMUM PROFESSIONAL PROPERTY  
MANAGEMENT INC.  
230 COMMERCE STE 250  
IRVINE CA 92602-1338

Page 8 of 12  
Branch 010  
Account Number: 3121000834  
Date 07/31/2024

EM

Checks in Check Number Order

Date	Check No	Amount	Date	Check No	Amount	Date	Check No	Amount
7/08	2608	33.28	7/11	2615	2,100.00	7/29	2622	5,500.00
7/05	2609	7,293.18	7/26	2616	7,731.17	7/26	2623	1,548.00
7/05	2610	1,783.00	7/23	2617	170.00	7/29	2624	24,693.75
7/03	2611	594.94	7/26	2618	564.07	7/31	2625	944.00
7/17	2612	16,414.76	7/23	2619	624.00	7/26	2626	398.17
7/17	2613	739.08	7/19	2620	2,981.89			
7/18	2614	281.00	7/19	2621	1,122.57			

\* indicates a break in check number sequence

Daily Balance Summary

Date	Balance	Date	Balance	Date	Balance
7/01	247,043.20	7/11	281,295.12	7/23	259,344.52
7/02	248,968.20	7/12	281,695.12	7/24	260,150.52
7/03	252,373.26	7/15	281,927.32	7/25	260,952.52
7/05	245,697.08	7/16	282,509.82	7/26	251,111.11
7/08	251,263.80	7/17	265,355.98	7/29	220,827.46
7/09	242,630.76	7/18	265,074.98	7/30	222,027.46
7/10	279,910.73	7/19	260,970.52	7/31	223,483.46



Alliance Association Bank, a division of Western Alliance Bank.  
Member FDIC.  
PO Box 26237 • Las Vegas, NV 89126-0237  
Return Service Requested

SOUTH COAST SHORES HOMEOWNERS ASSOC  
C/O OPTIMUM PROFESSIONAL PROPERTY  
COD  
230 COMMERCE SUITE 250  
IRVINE CA 92602-1338

Last statement: June 30, 2024  
This statement: July 31, 2024  
Total days in statement period: 31

Page 1  
XXXXXX2689  
( 0)

Direct inquiries to:  
888-734-4567

Alliance Association Bank  
3033 W Ray Road, Ste 200  
Chandler AZ 85226

THANK YOU FOR BANKING WITH US!

AAB CD

Account number	XXXXXX2689
Total principal	\$97,164.39
Total current balance	\$100,887.95
Total interest year to date	\$2,905.05

DAILY ACTIVITY

Date	Description	Additions	Subtractions	Balance
06-30	Beginning balance			\$100,473.70
07-16	Interest Credit	414.25		100,887.95
07-31	Ending totals	414.25	.00	\$100,887.95

Thank you for banking with Alliance Association Bank

Account	6012017797	SOUTH COAST SHO	Branch	12
			Accr Thru	07/30/2024
			Balance	100,249.84
			Status	Active

Main

SOUTH COAST SHORES HOMEOWNERS ASSOCIATION C/O OPTIMUM PROPERTY MGMT INC 230 COMMERCE, STE 250 IRVINE CA 92602	TIN 95 2930418 Date of Birth Email kvos@optimumpm.com Work Phone (714)508--9070  Additional	Interest Earn YTD 2,678.47 Interest Earn LYR 1,537.68 Earnings Term 1 Months Next Earnings Date 08/14/2024 Maturity Term 13 Months Next Maturity Date 11/14/2024 Interest Rate 4.6410 Earnings Compound Anticipated Earnings 395.91 Current Balance 100,249.84 Accrued Earnings 216.92 Penalty 2,294.43 Proof/Memo 0.00 Redemption Amt 98,172.33
CIF Comments		
Location Not Applicable	Owner Corporation	
Type 12--17 Month CD	Account Type C Corporation	
Officer E Sicat Soufi		

History View History

Date	Maint Date	Description	Amount	Balance	Reference	Reference Account	DC	TC	User	Presented	RBS	Basis	Earnings Distr
10/14/2020		Opening Deposit	95,157.00	95,157.00				100		10/14/2020	12539169	0.00	0.00
11/14/2020		Accr Earning Payment	44.46	95,201.46	Added to Acct			111				0.00	0.00
12/14/2020		Accr Earning Payment	43.05	95,244.51	Added to Acct			111				0.00	0.00
01/14/2021		Accr Earning Payment	44.50	95,289.01	Added to Acct			111				0.00	0.00
02/14/2021		Accr Earning Payment	44.52	95,333.53	Added to Acct			111				0.00	0.00
03/14/2021		Accr Earning Payment	40.23	95,373.76	Added to Acct			111				0.00	0.00
04/14/2021		Accr Earning Payment	44.56	95,418.32	Added to Acct			111				0.00	0.00
05/14/2021		Accr Earning Payment	43.14	95,461.46	Added to Acct			111				0.00	0.00
06/14/2021		Accr Earning Payment	44.60	95,506.06	Added to Acct			111				0.00	0.00
07/14/2021		Accr Earning Payment	43.18	95,549.24	Added to Acct			111				0.00	0.00
08/14/2021		Accr Earning Payment	44.64	95,593.88	Added to Acct			111				0.00	0.00
09/14/2021		Accr Earning Payment	44.66	95,638.54	Added to Acct			111				0.00	0.00
10/14/2021		Accr Earning Payment	43.24	95,681.78	Added to Acct			111				0.00	0.00
10/14/2021		Rate Change	0.00	95,681.78	0.5500-- 0.2000			60				0.00	0.00
11/14/2021		Accr Earning Payment	16.25	95,698.03	Added to Acct			111				0.00	0.00
12/14/2021		Accr Earning Payment	15.73	95,713.76	Added to Acct			111				0.00	0.00
01/14/2022		Accr Earning Payment	16.26	95,730.02	Added to Acct			111				0.00	0.00
02/14/2022		Accr Earning Payment	16.26	95,746.28	Added to Acct			111				0.00	0.00
03/14/2022		Accr Earning Payment	14.69	95,760.97	Added to Acct			111				0.00	0.00
04/14/2022		Accr Earning Payment	16.27	95,777.24	Added to Acct			111				0.00	0.00
05/14/2022		Accr Earning Payment	15.75	95,792.99	Added to Acct			111				0.00	0.00
06/14/2022		Accr Earning Payment	16.27	95,809.26	Added to Acct			111				0.00	0.00
07/14/2022		Accr Earning Payment	15.75	95,825.01	Added to Acct			111				0.00	0.00
08/14/2022		Accr Earning Payment	16.28	95,841.29	Added to Acct			111				0.00	0.00
09/14/2022		Accr Earning Payment	16.28	95,857.57	Added to Acct			111				0.00	0.00
10/14/2022		Accr Earning Payment	15.76	95,873.33	Added to Acct			111				0.00	0.00
10/14/2022		Rate Change	0.00	95,873.33	0.2000-- 1.0000			60				0.00	0.00
11/14/2022		Accr Earning Payment	81.46	95,954.79	Added to Acct			111				0.00	0.00
12/14/2022		Accr Earning Payment	78.90	96,033.69	Added to Acct			111				0.00	0.00
01/14/2023		Accr Earning Payment	81.60	96,115.29	Added to Acct			111				0.00	0.00
02/14/2023		Accr Earning Payment	81.67	96,196.96	Added to Acct			111				0.00	0.00
03/14/2023		Accr Earning Payment	73.82	96,270.78	Added to Acct			111				0.00	0.00
04/14/2023		Accr Earning Payment	81.80	96,352.58	Added to Acct			111				0.00	0.00
05/14/2023		Accr Earning Payment	79.23	96,431.81	Added to Acct			111				0.00	0.00
06/14/2023		Accr Earning Payment	81.93	96,513.74	Added to Acct			111				0.00	0.00
07/14/2023		Accr Earning Payment	79.36	96,593.10	Added to Acct			111				0.00	0.00
08/14/2023		Accr Earning Payment	82.07	96,675.17	Added to Acct			111				0.00	0.00
09/14/2023		Accr Earning Payment	82.14	96,757.31	Added to Acct			111				0.00	0.00

10/14/2023	Accr Earning Payment	79.56	96,836.87	Added to Acct	111	0.00	0.00
10/16/2023	Rate Change	0.00	96,836.87	1.0000— 4.6410	60	0.00	0.00
11/14/2023	Accr Earning Payment	363.04	97,199.91	Added to Acct	111	0.00	0.00
12/14/2023	Accr Earning Payment	371.46	97,571.37	Added to Acct	111	0.00	0.00
01/14/2024	Accr Earning Payment	385.33	97,956.70	Added to Acct	111	0.00	0.00
02/14/2024	Accr Earning Payment	386.85	98,343.55	Added to Acct	111	0.00	0.00
03/14/2024	Accr Earning Payment	363.28	98,706.83	Added to Acct	111	0.00	0.00
04/14/2024	Accr Earning Payment	389.81	99,096.64	Added to Acct	111	0.00	0.00
05/14/2024	Accr Earning Payment	378.70	99,475.34	Added to Acct	111	0.00	0.00
06/14/2024	Accr Earning Payment	392.85	99,868.19	Added to Acct	111	0.00	0.00
*07/14/2024	Accr Earning Payment	381.65	100,249.84	Added to Acct	111	0.00	0.00

Account	6012017973	SOUTH COAST SHO	Branch	12
			Accr Thru	07/30/2024
			Balance	165,327.32
			Status	Active

Main									
SOUTH COAST SHORES HOMEOWNERS ASSOCIATION C/O OPTIMUM PROPERTY MGMT INC 230 COMMERCE, STE 250 IRVINE CA 92602				TIN 95 2930418 Date of Birth Email kvos@optimumpm.com Work Phone (714)508—9070  Additional		Interest Earn YTD 3,318.65 Interest Earn LYR 5,841.80 Earnings Term 1 Months Next Earnings Date 08/01/2024 Maturity Term 13 Months Next Maturity Date 02/01/2025 Interest Rate 3.4400 Earnings Compound Anticipated Earnings 483.71 Current Balance 165,327.32 Accrued Earnings 468.09 Penalty 2,804.68 Proof/Memo 0.00 Redemption Amt 162,990.73			
CIF Comments									
Location	Not Applicable	Owner	Corporation						
Type	13—25 Mo Promo	Account Type	C Corporation						
Officer	E Sicat Soufi								

History View		History											
Date	Maint Date	Description	Amount	Balance	Reference	Reference Account	DC	TC	User	Presented	RBS	Basis	Earnings Distr
12/01/2020		Opening Deposit	155,000.00	155,000.00				100		12/01/2020	12167737	0.00	0.00
01/01/2021		Accr Earning Payment	72.42	155,072.42	Added to Acct			111				0.00	0.00
02/01/2021		Accr Earning Payment	72.45	155,144.87	Added to Acct			111				0.00	0.00
03/01/2021		Accr Earning Payment	65.47	155,210.34	Added to Acct			111				0.00	0.00
04/01/2021		Accr Earning Payment	72.52	155,282.86	Added to Acct			111				0.00	0.00
05/01/2021		Accr Earning Payment	70.21	155,353.07	Added to Acct			111				0.00	0.00
06/01/2021		Accr Earning Payment	72.59	155,425.66	Added to Acct			111				0.00	0.00
07/01/2021		Accr Earning Payment	70.28	155,495.94	Added to Acct			111				0.00	0.00
08/01/2021		Accr Earning Payment	72.65	155,568.59	Added to Acct			111				0.00	0.00
09/01/2021		Accr Earning Payment	72.69	155,641.28	Added to Acct			111				0.00	0.00
10/01/2021		Accr Earning Payment	70.37	155,711.65	Added to Acct			111				0.00	0.00
11/01/2021		Accr Earning Payment	72.75	155,784.40	Added to Acct			111				0.00	0.00
12/01/2021		Accr Earning Payment	70.44	155,854.84	Added to Acct			111				0.00	0.00
12/01/2021		Rate Change	0.00	155,854.84	0.5500-- 0.2000			60				0.00	0.00
01/01/2022		Accr Earning Payment	26.48	155,881.32	Added to Acct			111				0.00	0.00
02/01/2022		Accr Earning Payment	26.48	155,907.80	Added to Acct			111				0.00	0.00
03/01/2022		Accr Earning Payment	23.92	155,931.72	Added to Acct			111				0.00	0.00
04/01/2022		Accr Earning Payment	26.49	155,958.21	Added to Acct			111				0.00	0.00
05/01/2022		Accr Earning Payment	25.64	155,983.85	Added to Acct			111				0.00	0.00
06/01/2022		Accr Earning Payment	26.50	156,010.35	Added to Acct			111				0.00	0.00
07/01/2022		Accr Earning Payment	25.65	156,036.00	Added to Acct			111				0.00	0.00
08/01/2022		Accr Earning Payment	26.51	156,062.51	Added to Acct			111				0.00	0.00
09/01/2022		Accr Earning Payment	26.51	156,089.02	Added to Acct			111				0.00	0.00
10/01/2022		Accr Earning Payment	25.66	156,114.68	Added to Acct			111				0.00	0.00
11/01/2022		Accr Earning Payment	26.52	156,141.20	Added to Acct			111				0.00	0.00
12/01/2022		Accr Earning Payment	25.67	156,166.87	Added to Acct			111				0.00	0.00
12/01/2022		Rate Change	0.00	156,166.87	0.2000-- 1.0000			60				0.00	0.00
12/02/2022		Rate Change	0.00	156,166.87	1.0000-- 3.6800			60				0.00	0.00
01/01/2023		Accr Earning Payment	477.33	156,644.20	Added to Acct			111				0.00	0.00
02/01/2023		Accr Earning Payment	490.33	157,134.53	Added to Acct			111				0.00	0.00
03/01/2023		Accr Earning Payment	444.20	157,578.73	Added to Acct			111				0.00	0.00
04/01/2023		Accr Earning Payment	493.25	158,071.98	Added to Acct			111				0.00	0.00
05/01/2023		Accr Earning Payment	478.81	158,550.79	Added to Acct			111				0.00	0.00
06/01/2023		Accr Earning Payment	496.30	159,047.09	Added to Acct			111				0.00	0.00
07/01/2023		Accr Earning Payment	481.77	159,528.86	Added to Acct			111				0.00	0.00
08/01/2023		Accr Earning Payment	499.36	160,028.22	Added to Acct			111				0.00	0.00
09/01/2023		Accr Earning Payment	500.92	160,529.14	Added to Acct			111				0.00	0.00
10/01/2023		Accr Earning Payment	486.26	161,015.40	Added to Acct			111				0.00	0.00



11/01/2023	Accr Earning Payment	504.01	161,519.41	Added to Acct	111	0.00	0.00
12/01/2023	Accr Earning Payment	489.26	162,008.67	Added to Acct	111	0.00	0.00
01/01/2024	Accr Earning Payment	507.12	162,515.79	Added to Acct	111	0.00	0.00
01/01/2024	Rate Change	0.00	162,515.79	3.6800– 1.0000	60	0.00	0.00
01/01/2024	Rate Change	0.00	162,515.79	1.0000– 3.4400	60	0.00	0.00
02/01/2024	Accr Earning Payment	475.49	162,991.28	Added to Acct	111	0.00	0.00
03/01/2024	Accr Earning Payment	446.07	163,437.35	Added to Acct	111	0.00	0.00
04/01/2024	Accr Earning Payment	478.18	163,915.53	Added to Acct	111	0.00	0.00
05/01/2024	Accr Earning Payment	464.09	164,379.62	Added to Acct	111	0.00	0.00
06/01/2024	Accr Earning Payment	480.94	164,860.56	Added to Acct	111	0.00	0.00
*07/01/2024	Accr Earning Payment	466.76	165,327.32	Added to Acct	111	0.00	0.00



18101 Von Karman Avenue  
Suite 750  
Irvine, CA 92612

ADDRESS SERVICE REQUESTED

SOUTH COAST SHORES HOMEOWNERS  
ASSOCIATION  
C/O OPTIMUM PROPERTY MGMT INC  
230 COMMERCE STE 250  
IRVINE CA 92602-1338

## Statement Ending 07/31/2024

Page 1 of 2

### Managing Your Accounts

	Toll-Free:	(888) 405-4332
	Online:	www.firstfoundationinc.com
	Mailing:	24181 Ronda Del Rossmoor Laguna Hills, CA 92653

### Summary of Accounts

Account Type	Account Number	Ending Balance
Business Money Market Promo	XXXXXXXX1197	\$10,017.28

### Business Money Market Promo-XXXXXXXX1197

#### Account Summary

Date	Description	Amount
07/01/2024	Beginning Balance	\$10,006.72
	1 Credit(s) This Period	\$10.56
	0 Debit(s) This Period	\$0.00
07/31/2024	Ending Balance	\$10,017.28

#### Interest Summary

Description	Amount
Annual Percentage Yield Earned	1.25%
Interest Days	31
Interest Earned	\$0.00
Interest Paid This Period	\$10.56
Interest Paid Year-to-Date	\$73.15
Earnings Balance	\$10,006.72

#### Deposits

Date	Description	Amount
07/31/2024	Accr Earning Pymt Added to Account	\$10.56

#### Daily Balances

Date	Amount	Date	Amount
07/01/2024	\$10,006.72	07/31/2024	\$10,017.28

#### Overdraft and Returned Item Fees

	Total for this period	Total year-to-date
Total Overdraft Fees	\$0.00	\$0.00
Total Returned Item Fees	\$0.00	\$0.00



## Your Ameriprise statement

for July 1, 2024 to July 31, 2024

PREPARED FOR SOUTH COAST SHORES HOMEOWNERS ASSOCIATION

### Value of your investment accounts

	This month	This year
Beginning value	\$120,698.96	\$0.00
Net deposits & withdrawals	\$0.00	\$120,776.45
Dividends, interest & income	\$0.19	\$7.70
Change in value	\$27.80	-\$57.20
Ending value	<b>\$120,726.95</b>	<b>\$120,726.95</b>

### Your asset allocation

Asset class	Value on Jul 31, 2024	Percent of assets
● Cash & cash investments*	\$120,726.95	100.0%
<b>Total assets</b>	<b>\$120,726.95</b>	<b>100%</b>

\*Cash investments includes cash held inside pooled investments (e.g. mutual funds), as part of a manager's investment strategy, and is not directly accessible unless you sell some of that investment. For details visit [ameriprise.com/allocation](https://ameriprise.com/allocation).

581720

Your personal advising team

### Capital Reserve Group

A financial advisory practice of Ameriprise Financial Services, LLC

**Cory J Matsumoto**

611 Anton Blvd Ste 200

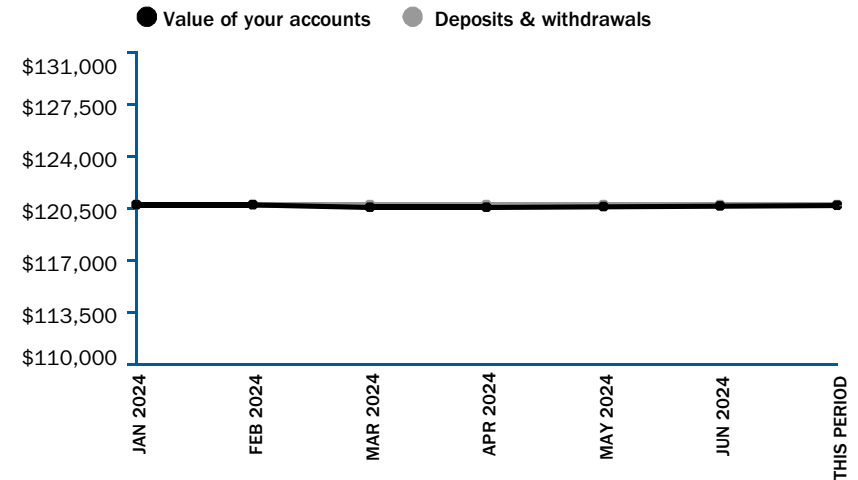
Costa Mesa, CA 92626-7002

714.435.3965

[Cory.Matsumoto@comericafinancialadvisors.com](mailto:Cory.Matsumoto@comericafinancialadvisors.com)

[www.ameripriseadvisors.com/team/capital-reserve-group](https://www.ameripriseadvisors.com/team/capital-reserve-group)

### Value of your investment accounts over time



This chart provides a five-year view of your account values. The black line shows the value of your accounts, while the gray line shows your net contributions (deposits less withdrawals).



Get all the details online at [ameriprise.com](https://ameriprise.com). Click the Portfolio tab to find your latest account value, activity and asset allocation. Your Ameriprise financial advisor can help you understand how the stated account value shown here may differ from the amount you'd receive if you sold your assets (after any tax withholding, outstanding loans, pending transactions and potential fees).

Powered by  
**Ameriprise**  
Financial



Securities offered through Ameriprise Financial Services, LLC. Member FINRA/SIPC.

# Ameriprise Brokerage Account

SOUTH COAST SHORES HOMEOWNERS | ASSOCIATION

Account #: 0000 3164 0425 0 133

Investment time frame: 1-3 years; Risk tolerance: Conservative; Investment objective: Capital Preservation; Liquidity needs: 7+ Years  
See the Disclosures at the end of your statement for definitions of these suitability terms.

## Value of your account

	This period	This year
Beginning value	\$120,698.96	\$0.00
Deposits		
Cash deposits	\$0.00	\$120,776.45
Income		
Interest	\$0.19	\$7.70
Change in value	\$27.80	-\$57.20
Ending value	\$120,726.95	\$120,726.95
Accrued interest	\$2,975.34	

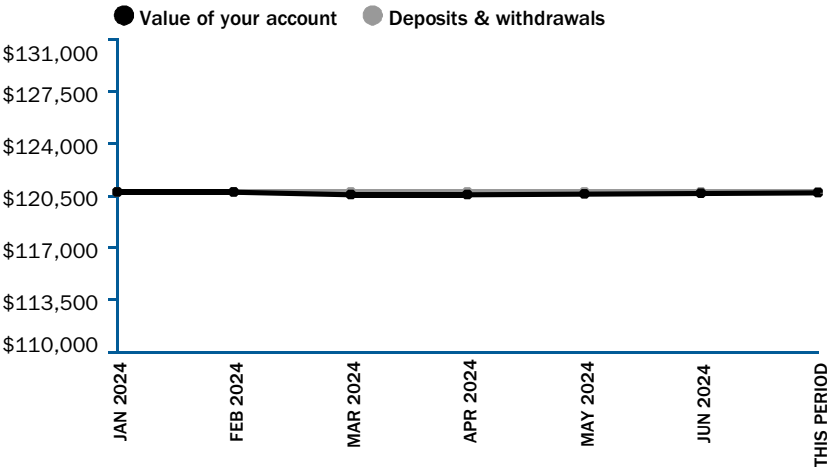
## Summary of your holdings

Asset	Value of assets	Percent of account
Cash and equivalents	\$728.15	0.6%
Bonds, CDs and structured products	\$119,998.80	99.4%
Ending value	\$120,726.95	100.0%

## Your holdings

Description	Ending value this period <sup>7</sup>	Ending value last period	Net change this period	Estimated	
				Annual income	Yield
Cash and equivalents					
Ameriprise Insured Money Market (AIMMA) <sup>2</sup>	\$728.15			\$2.18	0.30%
Ameriprise Bank FSB    Minneapolis MN	\$728.15				
Total Cash and equivalents <sup>5</sup>	\$728.15	\$752.96	-\$24.81	\$2.18	

## Value of your account over time



# Ameriprise Brokerage Account (continued)

Account #: 0000 3164 0425 0 133

## Your holdings - continued

Description	Symbol/ CUSIP	Quantity	X	Market price	Ending value = this period <sup>7</sup>	Ending value last period	Net change this period	Estimated			
								Total cost basis <sup>1</sup>	Unrealized gain/loss	Annual income	Yield
Bonds, CDs and structured products											
LESS THAN 1 YEAR											
INDUSTRIAL&COML BK CHINA NEW YORK NY CD FDIC #24387 IAM CPN 5.000% DUE 08/02/24 DTD 02/02/24 FC 08/02/2408/02/2024	45581EGF2	120,000.000		\$99.9990	\$119,998.80/ \$2,975.34	\$119,946.00	\$52.80	\$120,000.06	-\$1.26	\$6,000.00	5.00%
Accrued interest: \$2,975.34											
Total account holdings					\$120,726.95	\$120,698.96	\$27.99	\$120,000.06	-\$1.26	\$6,002.18	

<sup>1</sup> Total cost basis reflects the amount you have invested "out-of-pocket" over time plus any automatically reinvested earnings. Each time a new purchase or a sale is made, your Total cost basis is adjusted accordingly. Total cost basis is not a measure of your initial investment amount, but rather an estimate of the unrealized gain or loss on the securities you have purchased. Total cost basis amounts on your statement are provided for informational purposes only and may be incomplete or unavailable for some of your holdings at this time. For investment performance information contact your financial advisor. For tax preparation, please refer to your year-end tax package and consult your tax advisor.

<sup>2</sup> Ameriprise Insured Money Market Account (AIMMA) deposits are FDIC-insured with applicable limits when placed with program Banks, represent direct obligations of the program Banks, and are not covered by SIPC. AIMMA deposits placed in the Dreyfus money market mutual fund, if applicable, are not FDIC-insured, but rather are securities covered by SIPC. You may opt out of depositing your funds at listed program Banks as outlined in your Other Important Brokerage Disclosures.

<sup>5</sup> Any balances held in AIMMA, ABISA or a money market mutual fund serving as your sweep account can be liquidated at your request and the proceeds held as cash in the account or remitted to you per your instructions. Annual percentage yield earned (APYE) and interest paid during the statement period are shown in your account activity.

<sup>7</sup> Ending value amounts for Your holdings represent information posted as of trade date and thus may include transactions that have not settled as of the date of this statement. Total Value is derived from both assets held by the firm in your account, as well as assets held away which is reported for convenience purposes.

The MSRB provides disclosure and offering documents from municipal securities issuers online at [www.emma.msrb.org](http://www.emma.msrb.org). You can also find: pricing for municipal trades, interest rates, auction results, daily market statistics and educational material about municipal securities.

\*\* Any ratings for municipal bonds are supplied by Standard & Poor's, a division of the McGraw-Hill Companies, Inc, an investment rating provider. Other rating services may rate this security differently. Lack of a rating by Standard & Poor's does not imply the security is not rated as it may be rated by other rating services.

See the Disclosures section of this statement for more information.

## Your account activity

Date	Transaction	Description	Symbol/ CUSIP	Quantity	Price	Amount
<b>Income</b>						
07/31/2024	INTEREST	AMERIPRISE INSURED MONEY MARKET ACCOUNT 073124 728 APYE .30%				\$0.19

# Ameriprise Brokerage Account (continued)

Account #: 0000 3164 0425 0 133

## Your account activity - continued

Date	Transaction	Description	Symbol/ CUSIP	Quantity	Price	Amount
Fees						
07/22/2024	CHARGE	QTRLY MAINT FEE				-\$25.00
Other activity						
07/31/2024	INTEREST REINVEST	AMERIPRISE INSURED MONEY MARKET ACCOUNT				-\$0.19
An investment in money market funds is not insured or guaranteed by the Federal Deposit Insurance Corporation or any other government agency. Although the Fund seeks to maintain the value of your investment at \$1.00 per share, it is possible to lose money by investing in the Fund.						

## Your cash sweep activity

Date	Transaction	Description	Amount
07/22/2024	SALE	AMERIPRISE INSURED MONEY MARKET ACCOUNT	\$25.00

0731 I# 67S#3-4 #027135 MRDF# UZ81U

## Additional important disclosures

Throughout these disclosures, Ameriprise Financial Services, LLC, the introducing firm, and American Enterprise Investment Services, Inc., the clearing firm, will be abbreviated as AFS and AEIS respectively. The affiliates RiverSource Life Insurance Co. and RiverSource Life Insurance Co NY will be abbreviated as RVS.

**Agreements and disclosures:** You may access current versions of documents including agreements, disclosures and fee documentation governing brokerage and managed accounts on our website at [ameriprise.com/disclosures](http://ameriprise.com/disclosures).

**Check deposits:** Checks that should be made payable to AEIS include Ameriprise Brokerage, ONE Financial, Managed Accounts, 529 Plans and Variable Annuities. Checks that should be made payable to AFS include RiverSource Insurance and Annuities, Ameriprise Certificates, Financial Plans and checks for multiple products that do *not* include funds to be sent to Brokerage or a Managed Account. Checks for deposit to an Ameriprise Bank Account should be made payable to the account owner/client or Ameriprise Bank. Checks for deposit into RiverSource Life of New York accounts should be made payable to RiverSource Life of New York. Checks for RAVA 5 accounts that are transfer checks or additional payments should be made out to RiverSource Life Insurance Company. No checks or payments should be made payable to any advisor or their practice as these are not an affiliate or subsidiary of the firm.

**Third Party Payments and Cost Reimbursement Services:** AEIS performs certain services such as record keeping, administration and shareholder servicing support, applicable platform level eligibility and investment product due diligence, investment research, training and education, client telephonic and other servicing, and other support related functions, such as trading systems, asset allocation and performance reporting tools, and websites and mobile applications (collectively, "Cost Reimbursement Services"). AEIS receives a variety of these payments for Cost Reimbursement Services ("Cost Reimbursement Payments") from investment products sponsored or managed by affiliated investment advisers (e.g., Columbia Management Investment Advisers) and from unaffiliated product companies for investments you make as a result of our recommendations. Cost Reimbursement Payments are received at a higher percentage rate from certain mutual fund firms (described below as "Full Participation Firms"), which may create a conflict of interest or incentive if AFS promotes, or Ameriprise financial advisors recommend, the mutual funds offered by a Full Participation Firm. These payments form a structure referred to as the Ameriprise Financial Mutual Fund Program. Cost Reimbursement Payments are not shared with your financial advisor. Cost Reimbursement Payments for marketing and sales support are also applicable to other investment product categories, such as annuities, insurance, UITs, structured products and alternative investments, such as non-traded REITs/BDCs, hedge fund offerings, managed futures funds, private equity offerings, and real estate private placements. For additional information regarding the compensation amounts and practices of a particular mutual fund, please review all pertinent sales literature, statements of additional information prospectuses, accounts agreements, policies, contracts, and other offering documents, as well as [ameriprise.com/guide](http://ameriprise.com/guide).

**Financial interest in products:** AFS and its affiliates have a greater financial interest in the sales of products that they manufacture. AFS and its affiliates receive more revenue from the sale of some financial products and services, particularly those products and services sold under the Ameriprise, Columbia Threadneedle Investments and RVS brands, than for the sale of other products and services.

**Suitability terms:** **Investment time frame** is the expected period of time you plan to invest to achieve your current financial goal(s). Choices are: less than 1 year, 1-3 years, 4-7 years, 8-10 years and 11+ years. **Risk tolerance** describes your ability to bear the potential of your account losing value in exchange for the potential of higher returns. The higher your risk tolerance, the potential for substantial losses and gains increases. Choices are: Conservative, Moderately conservative, Moderate, Moderately aggressive, and Aggressive. **Investment objective** identifies your intent or planned purpose for the investment dollars in your account. Choices are: Growth, Growth with income, Income, Capital preservation, Speculation, Tax considerations, Education, Estate planning, and Protection. **Liquidity needs** is the period of time from the present until you anticipate needing access to your investment dollars.

**In case of errors or questions about your electronic transfers:** Call us at 800.862.7919 or write us at Ameriprise Financial, 70100 Ameriprise Financial Center, Minneapolis, MN 55474, promptly if you think your statement or receipt is wrong or if you need more information about a transfer on the statement or receipt. We must hear from you no later than 60 days after we sent you the FIRST statement on which the error or problem appeared.

(1) Tell us: your name and account number (if any).;

(2) Describe the error or the transfer you are unsure about, and explain as clearly as you can why you believe it is an error or why you need more information.

(3) Tell us the dollar amount of the suspected error.

We will investigate your complaint and will correct any error promptly. If we take more than 10 business days (or 20 business days for new accounts) to do this, we will credit your account for the amount you think is in error, so that you will have the use of the money during the time it takes us to complete our investigation. If we ask you to put your complaint or question in writing and we do not receive it within 10 business days, we may not credit your account. We may take up to 45 days to complete our investigation (90 days for transfers involving new accounts, point-of-sale, or foreign-initiated transactions). We will tell you the results within three business days after completing our investigation. If we determine that there was no error, we will send you a written explanation. You may ask for copies of the documents that we used in our investigation.

**Non-traded real estate investment trust Distribution Reinvestment Plan (DRIP) customers:** If you participate in the DRIP and you experience a material adverse change in your financial condition, promptly notify your financial advisor to discuss continued participation in the DRIP.

**Callable securities:** When we hold securities which are callable in part on your behalf, you will participate in the impartial lottery allocation system for the called securities in accordance with the provisions of the exchange on which they trade, and in compliance with industry rules. For further details about the allocation process please go to [www.ameriprise.com/content/files/AMP\\_CALLABLE-SECURITIES.PDF](http://www.ameriprise.com/content/files/AMP_CALLABLE-SECURITIES.PDF)

**"Covered" securities:** A security is considered "covered" and subject to special basis and holding period tax reporting rules under these conditions: 1) Stock, including real estate investment trusts (REITs) acquired on or after Jan. 1, 2011, and not purchased under a dividend reinvestment program 2) Mutual funds and REITs/stocks in a dividend reinvestment program purchased on or after Jan. 1, 2012 (except money market funds) 3) Certain options and debt securities with less complex tax treatment purchased on or after Jan 1, 2014, and 4) Certain options and debt securities with more complex tax treatment purchased on or after Jan 1, 2016. Some securities are not "covered" by definition, see below. When a "covered" investment is sold, we will report the cost basis and holding period of the investment to you and the IRS (in addition to the already-required proceeds information). The cost basis information provided on this statement may not be used for tax reporting purposes. For tax reporting purposes, use the information provided on Form 1099-B, Proceeds from Broker and Barter Exchange Transactions, which will be sent early in the year following the tax year in which the investment was sold.

**"Noncovered" securities:** "Noncovered" is a term for those securities that are not subject to the required cost basis and holding period reporting described above. Ameriprise Financial provides cost basis and holding period information to clients, but not the IRS, for many "noncovered" securities including "noncovered" equities, mutual funds, exchange-traded funds (ETFs), exchange-traded notes (ETNs), business development corporations (BDCs), unit investment trusts (UITs), real estate investment trusts (REITs), debt instruments, and options acquired before the effective dates listed above. Certain other securities are currently excluded from the cost basis reporting rules, including money market funds, short-term debt instruments, real estate mortgage investments conduits (REMICs) and other mortgage-backed securities, partnerships, trusts, and prepaid forward contracts (including certain structured products). The cost basis information provided for "noncovered" securities may not include changes due to corporate actions (such as mergers, spin-offs, stock dividends or cash dividends in lieu of fractional shares), wash sales, certain mutual fund adjustments, returns of capital, certain adjustments to fixed income securities (including early prepayment of principal, premium amortization, accrual of market discount or

original issue discount), or transfers of existing positions into Ameriprise by new or existing clients. Ameriprise is not responsible for "noncovered" cost basis information, and will not verify cost basis information that is provided by someone else (including a client, an advisor or another entity, such as a broker) or is the result of a transfer between persons (including inheritance, gift, divorce, distributions from a trust, shares used to repay a loan, etc.). It also will not verify "noncovered" cost basis information obtained through corporate acquisitions by Ameriprise. For transactions related to any of these activities for "noncovered" shares, review your records and consult your tax advisor when preparing your tax return.

**Free credit balance:** In general, a free credit balance represents cash held in your brokerage or managed account that is payable upon your demand which, although properly accounted for on our books, may at times not be segregated and may be used by AEIS, in the conduct of its business. We may, but are not obligated to, pay you interest on any available free credit balances, and we may earn income from the balances as compensation for servicing your account.

**Order Routing Policy and compensation for order handling:** Some market centers or broker-dealers may execute orders at prices superior to the publicly quoted market. AEIS considers a number of factors in its decision process as to the exchanges and market centers to which it directs its customer orders for execution. These factors include but are not limited to: the speed of execution; the opportunity for price improvement; liquidity enhancement opportunities; trading characteristics of the particular individual security; and size of the order. AEIS currently does not receive payment for directing orders; however, AEIS reserves the right to receive remuneration for directing orders to a particular broker or dealer for execution. The source and amount of remuneration, if any, received by AEIS will be furnished upon written request. Payment for order flow is not a factor considered when routing orders. For more detailed information, please visit our Order Routing Report published quarterly on ameriprise.com. Please contact us at 800.862.7919 to obtain a printed copy of our Order Routing Report at no cost, or for further details regarding the routing of any specific order. The link to the SEC 606 Order Routing Report can be found at [ameriprise.com/606](http://ameriprise.com/606).

**Brokerage mutual fund purchases:** When you purchase certain mutual funds at NAV, on selling your shares, you may pay a sales charge. For the charge and other fees, see the prospectus.

**Equity Dividend Reinvestment Program (DRIP) customers:** Transactions to purchase shares for the DRIP program, where offered, are executed on a riskless principal basis by AEIS. Details of your DRIP transactions are available on written request to AEIS.

**Fractional Shares and Liquidation Process:** Where your statement indicates a transaction that involved less than one full share of an equity, ETF, preferred or closed-end fund, as well as UITs ("Fractional Share"), AFS and AEIS sold and liquidated the Fractional Share(s) as a client-directed principal transaction on your behalf in accordance with the Ameriprise Brokerage Agreement and, if you have a Managed Account, per the liquidation process outlined in your Custom Advisory Relationship Agreement or the applicable Managed Account Client Agreement.

**Assets held outside your brokerage account:** Certain assets purchased through AFS are displayed on this statement as a courtesy to you, even though the assets are held at a third party, and not custodied in your brokerage account. These products may include but are not limited to annuities and insurance products, hedge fund offerings, private equity offerings, managed futures funds, exchange funds, real estate private placements, DST/TICs, and certain 529 plans. Ownership records for these products, valuation information, and SIPC coverage, if applicable, are the responsibility of the company holding the assets, and not AFS or AEIS.

**The Value of your accounts over time on the first page of your statement reports the following information:**

1) The ending value of your portfolio for applicable dates going back (up to) five years. The gray line shows the net value of your deposits and withdrawals, dating back (up to) five years. Note:

- The gray line does not reflect additions or surrenders for third-party annuities linked to your brokerage account prior to Jan. 1, 2017.
- The gray line does not reflect additions or surrenders from any whole life insurance policies.
- If your portfolio was established on Dec. 31, 2012 or earlier, the gray line starting point was your portfolio value on Jan. 1, 2013. The gray line shows your portfolio value on Jan. 1, 2013 PLUS additions since that time MINUS withdrawals since that time.

**Activity for this period:** transaction(s) that have not yet settled by the date of this statement will appear on your next statement.

**Disclosure for persons without a financial advisor:** Mutual funds can be purchased through AFS. For direct purchases AFS will retain all sales charges and 12b-1 fees.



## Messages for you

At Ameriprise, we have safeguards in place to help keep your accounts safe and secure. Below are some additional ways you can protect your ameriprise.com User ID, password and account-related information.

- Enroll in email and text alerts to receive notification of changes to your account(s). Log in to the secure site on ameriprise.com, click Profile > Alerts.
- Enroll in 2-Step Verification. Log in to the secure site on ameriprise.com, click Profile > Security Settings.
- Change your password regularly and use a combination of letters, numbers, a capitalized letter, and at least one specialized character.
- If you write down your User ID or account number, store this information in a secure place away from your personal computer.

For more information on how Ameriprise protects your accounts, visit the Privacy, Security & Fraud center at [ameriprise.com/privacy-security-fraud](https://ameriprise.com/privacy-security-fraud).

## Important disclosures

Capital Reserve Group is a financial advisory practice of Ameriprise Financial Services, LLC. **Please review your statement carefully.** Report any inaccuracies or discrepancies immediately to the appropriate legal entity outlined below. Any oral communication should be re-confirmed in writing to us to protect your rights, including your rights under the Securities Investor Protection Act. Please notify us promptly in writing of any change of address. In addition, should any material change occur in your investment objectives or financial situation, we request prompt notification to ensure we maintain the most up-to-date background and financial information.

**These entities are wholly owned subsidiaries of Ameriprise Financial, Inc.** All may be contacted at 800.862.7919 unless otherwise noted below.

**American Enterprise Investment Services, Inc (AEIS), the clearing broker-dealer,** member FINRA and SIPC, is responsible for the summary pages and each statement for brokerage or managed account products, including securities positions and free credit balances. Direct inquiries to 70400 Ameriprise Financial Center, Minneapolis, MN 55474. A financial statement for this organization is available for your personal inspection at its offices, or a copy of it will be mailed upon your written request.

**Ameriprise Financial Services, LLC (AFS), the introducing broker-dealer,** member FINRA and SIPC is responsible for Financial Planning Service product pages. Brokerage accounts, investment, and financial advisory services are introduced by and made available through AFS. Direct inquiries (including a problem with, or a complaint about your financial advisor, or unauthorized activity in your account(s)) to 70100 Ameriprise Financial Center, Minneapolis, MN 55474-0507.

**Ameriprise Trust Company (ATC)** is a passive custodian for tax qualified accounts including IRAs. ATC outsources all custody of IRA assets to the other regulated custodians.

**Ameriprise Bank, FSB (Bank),** Member FDIC, is responsible for banking products including deposit and lending accounts. Investment products are not insured by the FDIC, NCUA or any federal agency, are not deposits or obligations of, or guaranteed by any financial institution, and involve investment risks including possible loss of principal and fluctuation in value.

**Ameriprise Certificate Company,** the certificate product issuer, is responsible for Ameriprise Certificate Products and those products are distributed and serviced by AFS.

**RiverSource Life Insurance Company and RiverSource Life Insurance Co. of New York (collectively RVS)** are responsible for RiverSource insurance and annuity products. Direct inquiries to RiverSource Life Insurance Co. of NY to 800.541.2251.

**Municipal securities:** AEIS and AFS are registered with the U.S. Securities and Exchange Commission and the Municipal Securities Rulemaking Board (MSRB). The MSRB makes available at its website, [www.msrb.org](https://www.msrb.org), an investor brochure, which describes the protections that may be provided by the MSRB, and how to file a complaint regarding municipal securities with the appropriate regulatory authority.

**Not a Bank:** AEIS, AFS, ATC, Ameriprise Certificate Company and RVS are not banks. Investment products are not insured by the FDIC, NCUA or any federal agency, are not deposits or obligations of, or guaranteed by any financial institution, and involve investment risks including possible loss of principal and fluctuations in value.

## This document was delivered via U.S. Mail

This statement is eligible for online delivery.

Go to [www.ameriprise.com/edelivery](https://www.ameriprise.com/edelivery) to get started.

Ameriprise online statements are available in color and archived for seven years.

**Questions? We're here to help. 800.862.7919**

For information on how to read your statement, please visit [www.ameriprise.com/microsite/statement](https://www.ameriprise.com/microsite/statement)



Ameriprise Financial Services, LLC  
70100 Ameriprise Financial Center | Minneapolis, MN 55474

SOUTH COAST SHORES HOMEOWNERS ASSOCIATION  
230 COMMERCE STE 250  
IRVINE CA 92602-1338



158009



Primary Account Number Ending In  
Statement Date

1224  
Jul 31, 2024  
Page 1 of 2

999-00000-000000

PO Box 64084  
Phoenix, AZ 85082  
866.800.4656 (toll free)

OPTIMUM PROFESSIONAL PROPERTY AGANT FOR  
SOUTH COAST SHORES HOMEOWNERS ASSOC  
RESERVE  
15241 LAGUNA CANYON RD  
IRVINE CA 92618-3146

#### \*\*\*\*\*1224 - CAB MONEY MARKET

Beginning Balance	\$60,317.17	Average Daily Balance	\$60,317.17
Total Deposits	\$0.00	Year-To-Date Interest Paid	\$41.64
Total Withdrawals	\$0.00	Days in Statement Period	31
Interest Paid	\$15.37	Annual Percentage Yield Earned	0.30%
Ending Balance	\$60,332.54		

#### TRANSACTION DETAIL

##### DEPOSITS/CREDITS

Date	Description	Amount
07/31	INTEREST PYMT	\$15.37