

South Coast Shores Homeowners Association

Financial Reports





**April
2024**

South Coast Shores Homeowners Association Community Financial Overview April 30, 2024

Cash

	Current Mo.	Change	
Operating	\$332,743	\$7,281	↑
Reserves	\$617,036	\$12,564	↑
Adequate Operating Cash?		Yes	
Amount Due to Reserves		\$0	
Repayment in Progress?		N/A	

\$332,743	\$82,067
	
Operating Cash Balance	Minimum Recommended Balance

Impending Investment Maturities		
Bank	G/L Acct	Maturity
Comerica	10700	08/02/24

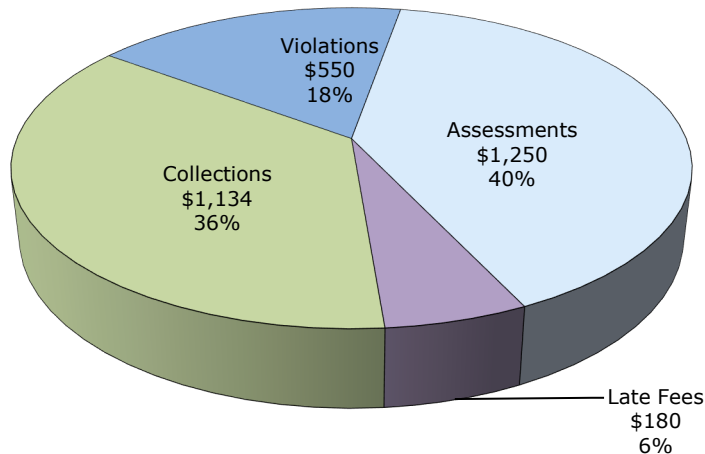
Reinvest funds into CDs after evaluating the amount of reserve cash needed for upcoming projects

Uninsured Cash Balances		
Bank	Total Cash in Bank	Uninsured Portion
Pacific Premier	\$270,289	\$20,289
First Foundation	\$272,998	\$22,998

Uninsured amounts are at risk if the bank fails. To avoid potential losses, transfer funds to a different bank as soon as possible.

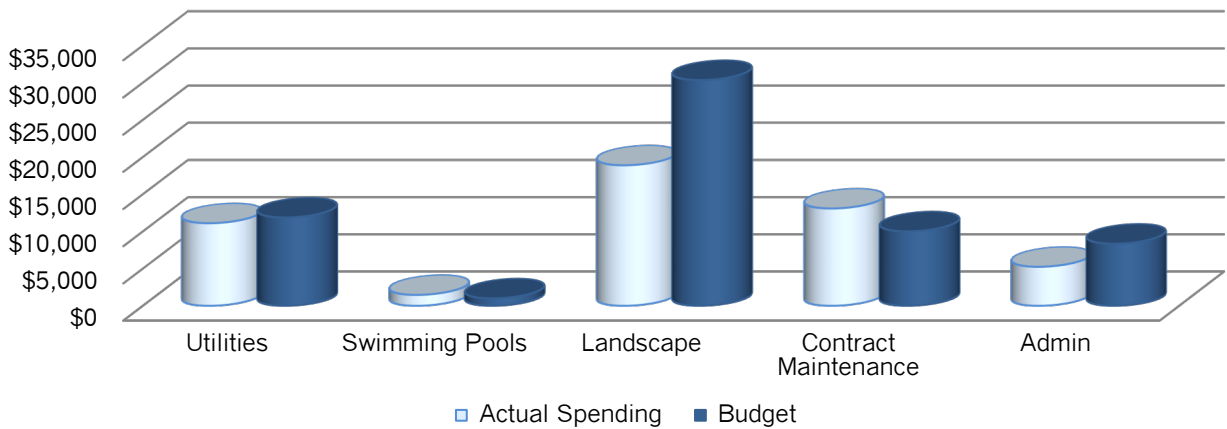
Assessments Receivable

Balance Breakdown



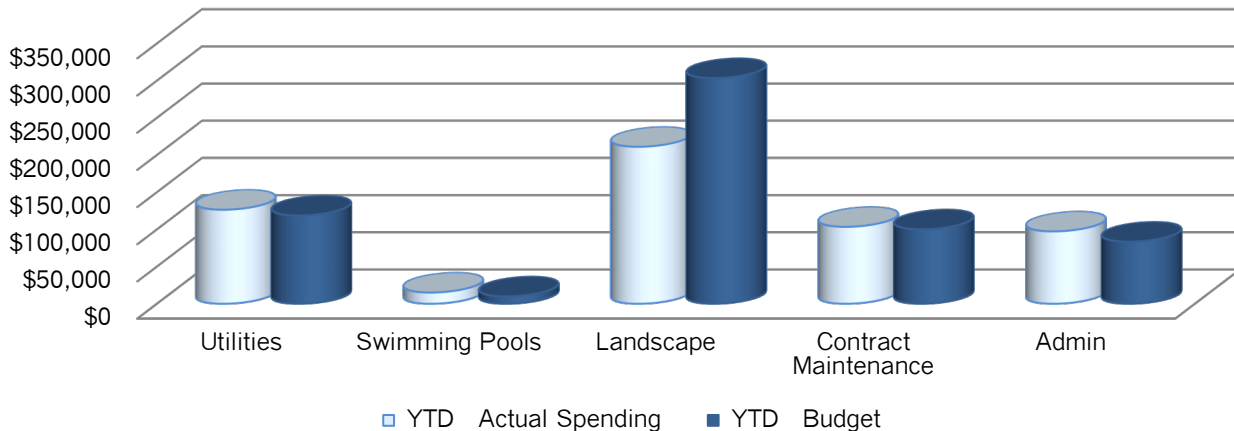
South Coast Shores Homeowners Association Community Financial Overview

Current Month



In the month of April, the Association spent \$467 more than the budget projected on Swimming Pools and \$3,072 more on Contract Maintenance.

Year-to-Date



For more details of spending, please see the enclosed Statement of Expenses.

Prepared By: *Vincent Lam, Staff Accountant*

Date: May 10, 2024

Reviewed By: *Katie Vos, Association Controller*

Date: May 10, 2024

South Coast Shores Homeowners Association

Balance Sheet as of 4/30/2024

Assets	Operating	Reserve	Total
Operating: Cash & Investments			
10100 - Pacific Premier Bank Op x0834	\$211,990.11		\$211,990.11
10310 - Comerica Op x0425	\$752.59		\$752.59
10700 - Comerica - Industrial&Coml BK Mat. 08-02-24 5.0% 6 Months	\$120,000.00		\$120,000.00
Total Operating: Cash & Investments	\$332,742.70		\$332,742.70
Operating: Receivables			
11150 - Accounts Receivable	\$3,113.89		\$3,113.89
11190 - Less Allowance For Past Due Accts	(\$224.66)		(\$224.66)
Total Operating: Receivables	\$2,889.23		\$2,889.23
Reserves: Cash			
14100 - Pacific Premier Bank MMA x1195		\$58,298.93	\$58,298.93
14200 - FCB MMA x2212		\$60,290.90	\$60,290.90
14210 - First Foundation MMA x1197		\$9,985.97	\$9,985.97
14300 - Banc of CA MMA x5433		\$125,811.12	\$125,811.12
Total Reserves: Cash		\$254,386.92	\$254,386.92
Reserves: Investments			
15050 - First Foundation x7973 Mat.02-01-2025 3.440 % 13mths		\$163,915.53	\$163,915.53
15055 - Alliance x2689 Mat. 09-17-2024 5.03% 11mths		\$99,636.66	\$99,636.66
15070 - First Foundation x7797 Mat. 11-14-2024 4.641% 13mths		\$99,096.64	\$99,096.64
Total Reserves: Investments		\$362,648.83	\$362,648.83
Total Assets	\$335,631.93	\$617,035.75	\$952,667.68

South Coast Shores Homeowners Association

Balance Sheet as of 4/30/2024

Liabilities / Equity	Operating	Reserve	Total
Liabilities			
21120 - Deposits: Clubhouse	\$425.00		\$425.00
21500 - Prepaid Assessments	\$7,212.96		\$7,212.96
Total Liabilities	\$7,637.96		\$7,637.96
Reserve Fund Balances			
33600 - General Reserves		\$606,182.41	\$606,182.41
38990 - Interest		\$10,853.34	\$10,853.34
Total Reserve Fund Balances		\$617,035.75	\$617,035.75
Equity			
39900 - Prior Year Surplus (Deficit)	\$307,507.69		\$307,507.69
39950 - Current Year Surplus (Deficit)	\$20,486.28		\$20,486.28
Total Equity	\$327,993.97		\$327,993.97
Total Liabilities / Equity	\$335,631.93	\$617,035.75	\$952,667.68

South Coast Shores Homeowners Association

Statement of Revenues and Expenses 4/1/2024 - 4/30/2024

	Current Period			Year To Date			Annual Budget
	Actual	Budget	Variance	Actual	Budget	Variance	
Operating Income							
Revenue							
40100 - Assessments	72,800.00	72,800.00	-	728,000.00	728,000.00	-	873,600.00
40500 - Clubhouse Rental	-	-	-	1,650.00	-	1,650.00	-
40600 - Collection Fees	-	-	-	775.00	-	775.00	-
40800 - Interest Charges	2.25	-	2.25	54.89	-	54.89	-
40900 - Key Fees	-	-	-	100.00	-	100.00	-
41000 - Late Charges	40.00	-	40.00	300.00	-	300.00	-
41600 - Transmitters	70.00	-	70.00	435.00	-	435.00	-
41700 - Violation Fines	-	-	-	50.00	-	50.00	-
44010 - Interest Income	1,313.99	-	1,313.99	11,012.58	-	11,012.58	-
Total Revenue	74,226.24	72,800.00	1,426.24	742,377.47	728,000.00	14,377.47	873,600.00
Total Income	74,226.24	72,800.00	1,426.24	742,377.47	728,000.00	14,377.47	873,600.00

Operating Expense

Utility Expenses							
50200 - Electricity	2,905.37	3,458.33	552.96	38,390.54	34,583.30	(3,807.24)	41,500.00
50300 - Gas	729.88	1,000.00	270.12	8,864.77	10,000.00	1,135.23	12,000.00
50400 - Refuse Removal	7,293.18	6,837.50	(455.68)	72,931.80	68,375.00	(4,556.80)	82,050.00
50700 - Telephone - Entry Gates	167.80	200.00	32.20	1,758.00	2,000.00	242.00	2,400.00
50800 - Water	-	375.00	375.00	4,474.04	3,750.00	(724.04)	4,500.00
Total Utility Expenses	11,096.23	11,870.83	774.60	126,419.15	118,708.30	(7,710.85)	142,450.00

Pool / Spa Expenses							
55100 - Pool / Spa: Service Contract	560.00	635.00	75.00	6,350.00	6,350.00	-	7,620.00
55300 - Pool / Spa: Supplies	111.52	33.75	(77.77)	3,245.64	337.50	(2,908.14)	405.00
55400 - Equipment Repairs	785.15	239.58	(545.57)	4,514.83	2,395.80	(2,119.03)	2,875.00
55500 - Health Department Fees	-	81.25	81.25	952.00	812.50	(139.50)	975.00
Total Pool / Spa Expenses	1,456.67	989.58	(467.09)	15,062.47	9,895.80	(5,166.67)	11,875.00

Landscape Expenses							
60100 - Landscape: Service Contract	15,146.73	15,146.75	.02	151,026.11	151,467.50	441.39	181,761.00
60200 - Landscape: Extras	2,889.00	1,618.02	(1,270.98)	20,888.00	16,180.20	(4,707.80)	19,416.27
60300 - Landscape: Replacement	-	3,977.79	3,977.79	-	39,777.90	39,777.90	47,733.50
60540 - Landscape: Mulch	-	1,075.00	1,075.00	-	10,750.00	10,750.00	12,900.00
60800 - Irrigation: Repairs / Maintenance	680.00	4,015.68	3,335.68	10,393.50	40,156.80	29,763.30	48,188.16
61075 - Swans	170.00	62.50	(107.50)	255.00	625.00	370.00	750.00
61100 - Tree Trimming	-	4,445.59	4,445.59	28,480.00	44,455.90	15,975.90	53,347.10
Total Landscape Expenses	18,885.73	30,341.33	11,455.60	211,042.61	303,413.30	92,370.69	364,096.03

Contracts, Maint. & Repair Expenses							
70100 - Access Gate Repairs	-	166.67	166.67	4,620.00	1,666.70	(2,953.30)	2,000.00
70600 - Common Area: Maintenance	2,101.95	2,916.67	814.72	24,854.76	29,166.70	4,311.94	35,000.00
71400 - Fire Safety	-	100.83	100.83	1,709.46	1,008.30	(701.16)	1,210.00

South Coast Shores Homeowners Association

Statement of Revenues and Expenses 4/1/2024 - 4/30/2024

	Current Period			Year To Date			Annual Budget
	Actual	Budget	Variance	Actual	Budget	Variance	
Operating Expense							
72500 - Janitorial: Service Contract	1,197.00	1,197.00	-	11,455.00	11,970.00	515.00	14,364.00
72600 - Janitorial: Supplies	450.00	51.67	(398.33)	1,235.00	516.70	(718.30)	620.00
72700 - Keys & Locks	-	20.00	20.00	342.31	200.00	(142.31)	240.00
72900 - Lighting: Repairs / Supplies	3,141.37	208.33	(2,933.04)	8,565.13	2,083.30	(6,481.83)	2,500.00
73200 - Patrol Service	1,122.57	1,069.00	(53.57)	10,851.48	10,690.00	(161.48)	12,828.00
73300 - Pest & Rodent Control: Contract	260.00	237.08	(22.92)	2,600.00	2,370.80	(229.20)	2,845.00
73400 - Pest & Rodent Control: Extras	1,435.00	393.33	(1,041.67)	3,260.00	3,933.30	673.30	4,720.00
74600 - Street Sweeping	1,268.03	1,268.33	.30	12,619.18	12,683.30	64.12	15,220.00
74915 - Waterscape Maintenance	2,100.00	2,375.00	275.00	21,306.00	23,750.00	2,444.00	28,500.00
Total Contracts, Maint. & Repair Expenses	13,075.92	10,003.91	(3,072.01)	103,418.32	100,039.10	(3,379.22)	120,047.00
General & Administrative Expenses							
80400 - Audit / Tax Returns	-	106.25	106.25	1,275.00	1,062.50	(212.50)	1,275.00
80600 - Bank Charges	25.00	-	(25.00)	31.00	-	(31.00)	-
80700 - Collection Expenses	83.28	-	(83.28)	2,282.60	-	(2,282.60)	-
81200 - Insurance	-	2,969.50	2,969.50	46,582.00	29,695.00	(16,887.00)	35,634.00
81300 - Insurance: D & O	-	174.83	174.83	-	1,748.30	1,748.30	2,098.00
81500 - Insurance: Fidelity Bond	-	60.92	60.92	-	609.20	609.20	731.00
81600 - Insurance: Liability / Umbrella	-	372.08	372.08	-	3,720.80	3,720.80	4,465.00
81700 - Insurance: Workers Comp	-	35.42	35.42	377.00	354.20	(22.80)	425.00
81900 - Legal Service	-	333.33	333.33	-	3,333.30	3,333.30	4,000.00
82400 - Operating Contingency	-	106.41	106.41	703.37	1,064.10	360.73	1,276.97
82600 - Printing / Mailing / Supplies	1,176.44	583.33	(593.11)	6,425.84	5,833.30	(592.54)	7,000.00
82700 - Professional Management: Contract	3,226.00	3,226.00	-	32,260.00	32,260.00	-	38,712.00
82800 - Miscellaneous Administration	727.00	308.33	(418.67)	2,613.49	3,083.30	469.81	3,700.00
83000 - Reserve Study	-	67.92	67.92	865.00	679.20	(185.80)	815.00
83100 - Tax: Federal	-	-	-	2,850.00	-	(2,850.00)	-
83200 - Tax: State	-	-	-	1,030.00	-	(1,030.00)	-
Total General & Administrative Expenses	5,237.72	8,344.32	3,106.60	97,295.30	83,443.20	(13,852.10)	100,131.97
Contributions to Reserves							
93600 - General Reserves	11,250.00	11,250.00	-	157,800.00	112,500.00	(45,300.00)	135,000.00
98990 - Interest	1,313.80	-	(1,313.80)	10,853.34	-	(10,853.34)	-
Total Contributions to Reserves	12,563.80	11,250.00	(1,313.80)	168,653.34	112,500.00	(56,153.34)	135,000.00
Total Expense	62,316.07	72,799.97	10,483.90	721,891.19	727,999.70	6,108.51	873,600.00
Operating Net Total	11,910.17	.03	11,910.14	20,486.28	.30	20,485.98	-
Net Total	11,910.17	.03	11,910.14	20,486.28	.30	20,485.98	-

South Coast Shores Homeowners Association

Reserve Summary For 4/1/2024 - 4/30/2024

	Beginning Balance	Contributions	Expenditures	Transfers	Ending Balance	Budget	Variance
33600 - General Reserves	594,932.41	11,250.00	-	-	606,182.41	11,250.00	-
38990 - Interest	9,539.54	1,313.80	-	-	10,853.34	-	1,313.80
Net Total	\$604,471.95	\$12,563.80	-	-	\$617,035.75	\$11,250.00	\$1,313.80

South Coast Shores Homeowners Association

Reserve Summary For 7/1/2023 - 4/30/2024

	Beginning Balance	Contributions	Expenditures	Transfers	Ending Balance	Budget	Variance
33600 - General Reserves	636,294.96	112,500.00	(187,912.55)	45,300.00	606,182.41	112,500.00	-
38990 - Interest	-	10,853.34	-	-	10,853.34	-	10,853.34
Net Total	\$636,294.96	\$123,353.34	(\$187,912.55)	(\$45,300.00)	\$617,035.75	\$112,500.00	\$10,853.34

South Coast Shores Homeowners Association

Summary Statement of Revenues and Expenses For 4/30/2024

	Jul	Aug	Sep	Oct	Nov	Dec	Jan	Feb	Mar	Apr	May	Jun	Total
Operating Income													
Revenue													
40100 - Assessments	72,800	72,800	72,800	72,800	72,800	72,800	72,800	72,800	72,800	72,800	-	-	728,000
40500 - Clubhouse Rental	300	525	-	225	75	150	-	375	-	-	-	-	1,650
40600 - Collection Fees	475	-	-	150	150	(300)	300	-	-	-	-	-	775
40800 - Interest Charges	-	-	10	6	4	2	10	8	11	2	-	-	55
40900 - Key Fees	-	-	-	50	25	25	-	-	-	-	-	-	100
41000 - Late Charges	(10)	-	60	50	70	(30)	40	50	30	40	-	-	300
41600 - Transmitters	-	35	105	50	35	35	-	35	70	70	-	-	435
41700 - Violation Fines	-	50	-	-	-	-	-	-	-	-	-	-	50
44010 - Interest Income	386	1,420	917	348	1,360	1,340	1,357	1,323	1,248	1,314	-	-	11,013
Total Revenue	73,951	74,830	73,892	73,680	74,519	74,022	74,507	74,591	74,159	74,226	-	-	742,377
Total Income	73,951	74,830	73,892	73,680	74,519	74,022	74,507	74,591	74,159	74,226	-	-	742,377

Operating Expense

Utility Expenses													
50200 - Electricity	4,713	4,988	5,017	4,944	3,248	3,613	3,107	3,062	2,793	2,905	-	-	38,391
50300 - Gas	1,238	529	451	819	1,113	2,170	1,430	(193)	577	730	-	-	8,865
50400 - Refuse Removal	7,293	7,293	7,293	7,293	7,293	-	14,586	-	14,586	7,293	-	-	72,932
50700 - Telephone - Entry Gates	178	178	178	178	178	178	178	178	168	168	-	-	1,758
50800 - Water	1,040	484	-	476	-	485	1,560	430	-	-	-	-	4,474
Total Utility Expenses	14,462	13,472	12,940	13,710	11,832	6,445	20,861	3,477	18,124	11,096	-	-	126,419

Pool / Spa Expenses													
55100 - Pool / Spa: Service Contract	710	710	710	710	710	560	560	560	560	560	-	-	6,350
55300 - Pool / Spa: Supplies	575	575	797	-	-	598	97	492	-	112	-	-	3,246
55400 - Equipment Repairs	1,140	378	-	959	-	944	30	279	-	785	-	-	4,515
55500 - Health Department Fees	-	-	-	-	-	952	-	-	-	-	-	-	952
Total Pool / Spa Expenses	2,425	1,663	1,507	1,669	710	3,054	687	1,330	560	1,457	-	-	15,062

Landscape Expenses													
---------------------------	--	--	--	--	--	--	--	--	--	--	--	--	--

South Coast Shores Homeowners Association

Summary Statement of Revenues and Expenses For 4/30/2024

	Jul	Aug	Sep	Oct	Nov	Dec	Jan	Feb	Mar	Apr	May	Jun	Total
Operating Expense													
60100 - Landscape: Service Contract	14,706	15,147	15,147	15,147	15,147	15,147	15,147	15,147	15,147	15,147	-	-	151,026
60200 - Landscape: Extras	799	1,902	1,275	1,190	2,592	1,850	216	6,868	1,307	2,889	-	-	20,888
60800 - Irrigation: Repairs / Maintenance	2,200	547	432	1,712	2,115	967	1,087	150	504	680	-	-	10,394
61075 - Swans	-	-	-	-	-	-	-	85	-	170	-	-	255
61100 - Tree Trimming	9,305	75	7,500	-	-	98	300	11,202	-	-	-	-	28,480
Total Landscape Expenses	27,009	17,671	24,354	18,049	19,854	18,062	16,750	33,452	16,958	18,886	-	-	211,043
Contracts, Maint. & Repair Expenses													
70100 - Access Gate Repairs	-	268	1,019	403	1,807	-	237	885	-	-	-	-	4,620
70600 - Common Area: Maintenance	1,025	6,868	1,375	2,235	3,302	3,150	-	3,594	1,204	2,102	-	-	24,855
71400 - Fire Safety	-	-	-	-	-	-	-	1,709	-	-	-	-	1,709
72500 - Janitorial: Service Contract	1,062	1,222	1,062	1,062	1,062	1,197	1,197	1,197	1,197	1,197	-	-	11,455
72600 - Janitorial: Supplies	35	-	35	35	145	35	430	35	35	450	-	-	1,235
72700 - Keys & Locks	-	75	-	-	207	60	-	-	-	-	-	-	342
72900 - Lighting: Repairs / Supplies	1,253	-	-	1,058	-	-	1,912	-	1,202	3,141	-	-	8,565
73200 - Patrol Service	1,069	1,069	1,069	1,069	1,069	1,069	1,069	1,123	1,123	1,123	-	-	10,851
73300 - Pest & Rodent Control: Contract	260	260	260	260	260	260	260	260	260	260	-	-	2,600
73400 - Pest & Rodent Control: Extras	-	595	590	295	-	345	-	-	-	1,435	-	-	3,260
74600 - Street Sweeping	1,207	1,268	1,268	1,268	1,268	1,268	1,268	1,268	1,268	1,268	-	-	12,619
74915 - Waterscape Maintenance	2,100	2,100	2,406	2,100	2,100	2,100	2,100	2,100	2,100	2,100	-	-	21,306
Total Contracts, Maint. & Repair Expenses	8,011	13,726	9,085	9,785	11,220	9,484	8,473	12,171	8,388	13,076	-	-	103,418
General & Administrative Expenses													
80400 - Audit / Tax Returns	-	-	-	1,275	-	-	-	-	-	-	-	-	1,275
80600 - Bank Charges	-	-	-	-	-	-	6	-	-	25	-	-	31
80700 - Collection Expenses	-	525	-	30	170	180	30	945	319	83	-	-	2,283
81200 - Insurance	22,738	6,813	3,406	3,406	3,406	3,406	3,406	-	-	-	-	-	46,582
81700 - Insurance: Workers Comp	377	-	-	-	-	-	-	-	-	-	-	-	377
82400 - Operating Contingency	703	-	-	-	-	-	-	-	-	-	-	-	703

South Coast Shores Homeowners Association

Summary Statement of Revenues and Expenses For 4/30/2024

	Jul	Aug	Sep	Oct	Nov	Dec	Jan	Feb	Mar	Apr	May	Jun	Total
Operating Expense													
82600 - Printing / Mailing / Supplies	-	2,767	1,031	95	277	118	281	680	-	1,176	-	-	6,426
82700 - Professional Management: Contract	3,226	3,226	3,226	3,226	3,226	3,226	3,226	3,226	3,226	3,226	-	-	32,260
82800 - Miscellaneous Administration	-	302	151	151	151	151	456	524	-	727	-	-	2,613
83000 - Reserve Study	-	-	-	-	-	-	865	-	-	-	-	-	865
83100 - Tax: Federal	-	-	2,850	2,850	-	-	(2,850)	-	-	-	-	-	2,850
83200 - Tax: State	-	-	1,030	-	-	-	-	-	-	-	-	-	1,030
Total General & Administrative Expenses	27,044	13,633	11,694	11,033	7,230	7,081	5,421	5,376	3,545	5,238	-	-	97,295
Contributions to Reserves													
93600 - General Reserves	56,550	11,250	11,250	11,250	11,250	11,250	11,250	11,250	11,250	11,250	-	-	157,800
98990 - Interest	361	1,394	892	323	1,335	1,314	1,352	1,321	1,248	1,314	-	-	10,853
Total Contributions to Reserves	56,911	12,644	12,142	11,573	12,585	12,564	12,602	12,571	12,498	12,564	-	-	168,653
Total Expense	135,862	72,808	71,722	65,819	63,432	56,691	64,793	68,377	60,072	62,316	-	-	721,891
Operating Net Total	(\$61,910)	\$2,021	\$2,171	\$7,861	\$11,087	\$17,331	\$9,714	\$6,214	\$14,087	\$11,910	-	-	\$20,486
Net Total	(\$61,910)	\$2,021	\$2,171	\$7,861	\$11,087	\$17,331	\$9,714	\$6,214	\$14,087	\$11,910	-	-	\$20,486

South Coast Shores Homeowners Association

Summary Statement of Revenues and Expenses For 4/30/2024

	May	Jun	Jul	Aug	Sep	Oct	Nov	Dec	Jan	Feb	Mar	Apr	Total
Operating Income													
Revenue													
40100 - Assessments	69,160	69,160	72,800	72,800	72,800	72,800	72,800	72,800	72,800	72,800	72,800	72,800	866,320
40500 - Clubhouse Rental	150	150	300	525	-	225	75	150	-	375	-	-	1,950
40600 - Collection Fees	150	-	475	-	-	150	150	(300)	300	-	-	-	925
40800 - Interest Charges	2	8	-	-	10	6	4	2	10	8	11	2	65
40900 - Key Fees	-	-	-	-	-	50	25	25	-	-	-	-	100
41000 - Late Charges	40	60	(10)	-	60	50	70	(30)	40	50	30	40	400
41600 - Transmitters	-	-	-	35	105	50	35	35	-	35	70	70	435
41700 - Violation Fines	-	-	-	50	-	-	-	-	-	-	-	-	50
44010 - Interest Income	922	1,420	386	1,420	917	348	1,360	1,340	1,357	1,323	1,248	1,314	13,354
Total Revenue	70,424	70,798	73,951	74,830	73,892	73,680	74,519	74,022	74,507	74,591	74,159	74,226	883,599
Total Income	70,424	70,798	73,951	74,830	73,892	73,680	74,519	74,022	74,507	74,591	74,159	74,226	883,599

Operating Expense

Utility Expenses													
50200 - Electricity	2,818	2,972	4,713	4,988	5,017	4,944	3,248	3,613	3,107	3,062	2,793	2,905	44,180
50300 - Gas	1,634	1,191	1,238	529	451	819	1,113	2,170	1,430	(193)	577	730	11,690
50400 - Refuse Removal	6,723	6,723	7,293	7,293	7,293	7,293	7,293	-	14,586	-	14,586	7,293	86,377
50700 - Telephone - Entry Gates	168	178	178	178	178	178	178	178	178	178	168	168	2,104
50800 - Water	445	-	1,040	484	-	476	-	485	1,560	430	-	-	4,919
Total Utility Expenses	11,788	11,063	14,462	13,472	12,940	13,710	11,832	6,445	20,861	3,477	18,124	11,096	149,270

Pool / Spa Expenses													
55100 - Pool / Spa: Service Contract	560	710	710	710	710	710	710	560	560	560	560	560	7,620
55300 - Pool / Spa: Supplies	234	598	575	575	797	-	-	598	97	492	-	112	4,078
55400 - Equipment Repairs	-	1,026	1,140	378	-	959	-	944	30	279	-	785	5,541
55500 - Health Department Fees	-	-	-	-	-	-	-	952	-	-	-	-	952
Total Pool / Spa Expenses	794	2,334	2,425	1,663	1,507	1,669	710	3,054	687	1,330	560	1,457	18,191

Landscape Expenses													
---------------------------	--	--	--	--	--	--	--	--	--	--	--	--	--

South Coast Shores Homeowners Association

Summary Statement of Revenues and Expenses For 4/30/2024

	May	Jun	Jul	Aug	Sep	Oct	Nov	Dec	Jan	Feb	Mar	Apr	Total
Operating Expense													
60100 - Landscape: Service Contract	14,706	14,706	14,706	15,147	15,147	15,147	15,147	15,147	15,147	15,147	15,147	15,147	180,437
60200 - Landscape: Extras	1,312	-	799	1,902	1,275	1,190	2,592	1,850	216	6,868	1,307	2,889	22,200
60540 - Landscape: Mulch	12,750	-	-	-	-	-	-	-	-	-	-	-	12,750
60800 - Irrigation: Repairs / Maintenance	1,256	3,159	2,200	547	432	1,712	2,115	967	1,087	150	504	680	14,809
61075 - Swans	-	-	-	-	-	-	-	-	-	85	-	170	255
61100 - Tree Trimming	-	-	9,305	75	7,500	-	-	98	300	11,202	-	-	28,480
Total Landscape Expenses	30,023	17,865	27,009	17,671	24,354	18,049	19,854	18,062	16,750	33,452	16,958	18,886	258,930
Contracts, Maint. & Repair Expenses													
70100 - Access Gate Repairs	637	-	-	268	1,019	403	1,807	-	237	885	-	-	5,257
70600 - Common Area: Maintenance	7,005	550	1,025	6,868	1,375	2,235	3,302	3,150	-	3,594	1,204	2,102	32,410
71400 - Fire Safety	-	-	-	-	-	-	-	-	-	1,709	-	-	1,709
72500 - Janitorial: Service Contract	1,062	1,062	1,062	1,222	1,062	1,062	1,062	1,197	1,197	1,197	1,197	1,197	13,579
72600 - Janitorial: Supplies	170	35	35	-	35	35	145	35	430	35	35	450	1,440
72700 - Keys & Locks	-	-	-	75	-	-	207	60	-	-	-	-	342
72900 - Lighting: Repairs / Supplies	642	-	1,253	-	-	1,058	-	-	1,912	-	1,202	3,141	9,207
73200 - Patrol Service	1,069	1,069	1,069	1,069	1,069	1,069	1,069	1,069	1,069	1,123	1,123	1,123	12,990
73300 - Pest & Rodent Control: Contract	260	260	260	260	260	260	260	260	260	260	260	260	3,120
73400 - Pest & Rodent Control: Extras	-	-	-	595	590	295	-	345	-	-	-	1,435	3,260
74600 - Street Sweeping	1,207	1,207	1,207	1,268	1,268	1,268	1,268	1,268	1,268	1,268	1,268	1,268	15,033
74915 - Waterscape Maintenance	2,100	2,100	2,100	2,100	2,406	2,100	2,100	2,100	2,100	2,100	2,100	2,100	25,506
Total Contracts, Maint. & Repair Expenses	14,153	6,283	8,011	13,726	9,085	9,785	11,220	9,484	8,473	12,171	8,388	13,076	123,854
General & Administrative Expenses													
80400 - Audit / Tax Returns	-	-	-	-	-	1,275	-	-	-	-	-	-	1,275
80600 - Bank Charges	-	-	-	-	-	-	-	-	6	-	-	25	31
80700 - Collection Expenses	50	170	-	525	-	30	170	180	30	945	319	83	2,503
81200 - Insurance	-	-	22,738	6,813	3,406	3,406	3,406	3,406	3,406	-	-	-	46,582
81700 - Insurance: Workers Comp	-	-	377	-	-	-	-	-	-	-	-	-	377

South Coast Shores Homeowners Association

Summary Statement of Revenues and Expenses For 4/30/2024

	May	Jun	Jul	Aug	Sep	Oct	Nov	Dec	Jan	Feb	Mar	Apr	Total
Operating Expense													
82400 - Operating Contingency	-	-	703	-	-	-	-	-	-	-	-	-	703
82600 - Printing / Mailing / Supplies	557	214	-	2,767	1,031	95	277	118	281	680	-	1,176	7,197
82700 - Professional Management: Contract	3,178	3,178	3,226	3,226	3,226	3,226	3,226	3,226	3,226	3,226	3,226	3,226	38,616
82800 - Miscellaneous Administration	151	151	-	302	151	151	151	151	456	524	-	727	2,915
83000 - Reserve Study	-	-	-	-	-	-	-	-	865	-	-	-	865
83100 - Tax: Federal	-	-	-	-	2,850	2,850	-	-	(2,850)	-	-	-	2,850
83200 - Tax: State	-	(78)	-	-	1,030	-	-	-	-	-	-	-	952
Total General & Administrative Expenses	3,936	3,635	27,044	13,633	11,694	11,033	7,230	7,081	5,421	5,376	3,545	5,238	104,867
Contributions to Reserves													
93600 - General Reserves	15,025	15,025	56,550	11,250	11,250	11,250	11,250	11,250	11,250	11,250	11,250	11,250	187,850
98990 - Interest	896	1,395	361	1,394	892	323	1,335	1,314	1,352	1,321	1,248	1,314	13,145
Total Contributions to Reserves	15,921	16,420	56,911	12,644	12,142	11,573	12,585	12,564	12,602	12,571	12,498	12,564	200,995
Total Expense	76,615	57,601	135,862	72,808	71,722	65,819	63,432	56,691	64,793	68,377	60,072	62,316	856,107
Operating Net Total	(\$6,191)	\$13,197	(\$61,910)	\$2,021	\$2,171	\$7,861	\$11,087	\$17,331	\$9,714	\$6,214	\$14,087	\$11,910	\$27,492
Net Total	(\$6,191)	\$13,197	(\$61,910)	\$2,021	\$2,171	\$7,861	\$11,087	\$17,331	\$9,714	\$6,214	\$14,087	\$11,910	\$27,492

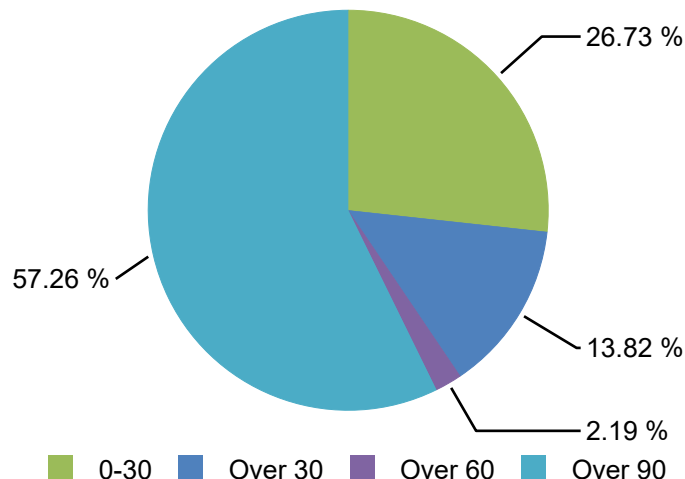
South Coast Shores Homeowners Association

AR Aging - 4/30/2024

SUMMARY

Charge	Balance
CC&R Violation Fine (3)	\$550.00
Collection Fee (1)	\$1,075.00
Late Fee (3)	\$180.00
Late Interest (1)	\$58.90
Monthly Assessment (2)	\$1,249.99
Total	\$3,113.89

DISTRIBUTION



Property	0-30	Over 30	Over 60	Over 90	Balance
99224305 - 3702 S Sea Breeze - Probst Trustee					
Coll Status: Collection Attorney Coll Attorney: Community Legal Advisors, Inc	\$412.25	\$420.25	\$68.24	\$1,233.15	\$2,133.89
Monthly Assessment	\$400.00	\$400.00	\$49.99	-	\$849.99
Late Fee	\$10.00	\$10.00	\$10.00	\$120.00	\$150.00
Collection Fee	-	-	-	\$1,075.00	\$1,075.00
Late Interest	\$2.25	\$10.25	\$8.25	\$38.15	\$58.90
99254858 - 1914 W West Wind - Toler	\$410.00	-	-	-	\$410.00
Coll Status: Late Statement	\$410.00	-	-	-	\$410.00
Monthly Assessment	\$400.00	-	-	-	\$400.00
Late Fee	\$10.00	-	-	-	\$10.00
99224335 - 1914 Bay Crest St - Gilmour Trust	-	-	-	\$300.00	\$300.00
CC&R Violation Fine	-	-	-	\$300.00	\$300.00
99224284 - 1903 Bay Crest St - Beam	-	-	-	\$200.00	\$200.00
CC&R Violation Fine	-	-	-	\$200.00	\$200.00
99224296 - 3612 S Sea Breeze - 3612 S Sea Breeze LLC	-	-	-	\$50.00	\$50.00
CC&R Violation Fine	-	-	-	\$50.00	\$50.00
99224314 - 1909 Bay Crest St - Lopez	\$10.00	\$10.00	-	-	\$20.00
Late Fee	\$10.00	\$10.00	-	-	\$20.00
Total:	\$832.25	\$430.25	\$68.24	\$1,783.15	\$3,113.89
Property Count:	3	2	1	4	

(*** indicates previous owners)

South Coast Shores Homeowners Association

Pre Paid Homeowners For 4/30/2024

Account	Property	Owner Name	Credit Amount
99224375	3704 S Sea Clf	Harriet Ducot	800.00
99224279	1902 Bay Crest St	Glenda Jeanette Sapp Trustee Etal	400.00
99224460	1903 W West Wind	Charles L Greenburg Trust	400.00
99224295	1905 Bay Crest St	Bruce Beckman Successor Trustee	400.00
99224454	1915 W Wakeham Pl	Sally A Day	400.00
99224356	1918 Bay Crest St	Angelo J Fazio	400.00
99245537	1919 Bay Crest St	Justin Wallace Chi	400.00
99224370	1921 Bay Crest St	Karen L Bohacek	400.00
99254461	2015 W West Wind	Mary Diane Schenker	400.00
99224619	2017 W West Wind	David B Miles	400.00
99224639	2021 W West Wind	Christine J Aichelman Trustee	400.00
99224429	3605 S Ocean Crst	James E Marlin II	400.00
99224506	3614 S Sea Breeze	David Lee Perry	400.00
99224367	3701 S Sea Clf	Donald E Krueger & Gladys A Krueger Trustees	400.00
99224394	3708 S Sea Clf	Robert C Boullon	400.00
99224459	3709 S Ocean Crst	Michael Christiansen	400.00
99224426	1905 W Wakeham Pl	John M Buckley	212.96
99224560	2006 W Summer Wind	Graciela L Garcia	200.00
Total			7,212.96

(*** indicates previous owners)

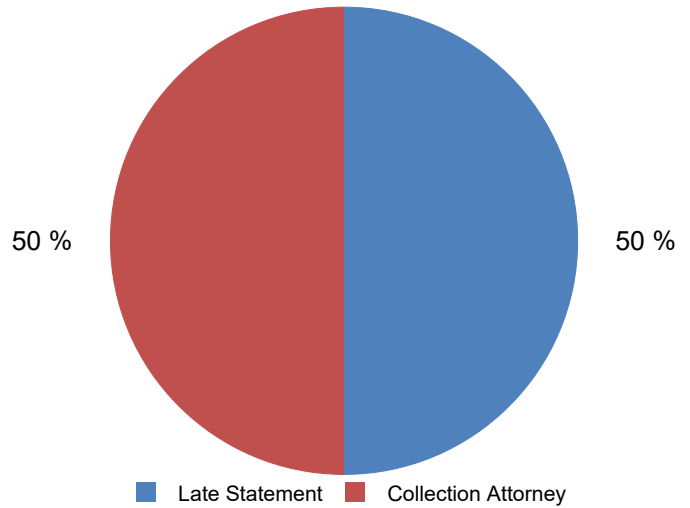
South Coast Shores Homeowners Association

Collection Report - Detail for 4/1/2024 - 4/30/2024

SUMMARY

Collection Attorney	1
Late Statement	1
Total	2

TOP DISTRIBUTION BY STATUS



Collection Attorney (Total Count = 1)

3702 S Sea Breeze
 Pamela Ann Probst Trustee
 XN: 2056147 Acct: 99224305

Collection Attorney
 Last Payment Date/Amount: 03-07-2024 / (\$2,000.00)

Current Balance: \$2,133.89

12/20/2022	System	Late Statement
1/20/2023	System	Review Account - Intent to Lien
1/21/2023	Crystal Gutierrez	Small Balance Reminder (HUFD)
2/20/2023	System	Small Balance Reminder
2/24/2023	Kimberly Vieyra	Review Account - Intent to Lien
3/2/2023	Kimberly Vieyra	Intent to Lien Letter to Owner(s)
3/2/2023	Kimberly Vieyra	Resolution to Lien
3/2/2023	Kimberly Vieyra	Intent to Lien
3/14/2023	Fabi Barreto	Small Balance Reminder (HUFD)
3/20/2023	System	Small Balance Reminder
4/20/2023	System	Small Balance Reminder
5/21/2023	System	Review Account - Intent to Lien
5/22/2023	Crystal Gutierrez	Intent to Lien Letter to Owner(s)
5/22/2023	Crystal Gutierrez	Resolution to Lien
5/22/2023	Crystal Gutierrez	Intent to Lien
6/21/2023	System	Small Balance Reminder
6/21/2023	System	Intent to Lien
7/7/2023	Crystal Gutierrez	Ready to Lien
7/7/2023	Crystal Gutierrez	Lien Letter to County Recorder
7/7/2023	Crystal Gutierrez	Lien Notice to Owner(s)
7/7/2023	Crystal Gutierrez	Lien Filed
7/12/2023	Crystal Gutierrez	Lien Filed - Copy sent to Owner(s)
7/12/2023	Crystal Gutierrez	Lien
7/28/2023	Crystal Gutierrez	Intent to Foreclose Letter to Owner(s)

South Coast Shores Homeowners Association

Collection Report - Detail for 4/1/2024 - 4/30/2024

7/28/2023	Crystal Gutierrez	Intent to Foreclose
8/29/2023	Crystal Gutierrez	Intent to Foreclose
9/29/2023	System	Review for Collection Attorney
9/29/2023	Crystal Gutierrez	Intent to Foreclose
11/1/2023	System	Review for Collection Attorney
11/1/2023	Crystal Gutierrez	Intent to Foreclose
12/1/2023	System	Review for Collection Attorney
12/1/2023	Crystal Gutierrez	Intent to Foreclose
1/2/2024	System	Review for Collection Attorney
1/3/2024	Kimberly Vieyra	File Sent to Collection Attorney
1/3/2024	Kimberly Vieyra	Collection Attorney

Late Statement (Total Count = 1)

1914 W West Wind

Robert A Toler

XN: 3633922 Acct: 99254858

4/20/2024

System

Late Statement

Last Payment Date/Amount:

Late Statement

Current Balance: \$410.00

03-12-2024 / (\$400.00)

South Coast Shores Homeowners Association

Cash Disbursement - 4/30/2024

Date	CheckNo	Description	Amount
10100 - Pacific Premier Bank Op			
4/1/2024	ACH	Optimum Professional Property Management (OPPM) Inv # 3558636	3,226.00
	82700	- Professional Management: Contract - Management Fee	3,226.00
4/1/2024	Check 2557	Relentless Land Care Inv # 15066	15,146.73
	60100	- Landscape: Service Contract - Monthly Landscape Maint	15,146.73
4/1/2024	Check 2557	Relentless Land Care Inv # 15123	54.00
	60800	- Irrigation: Repairs / Maintenance - Irrigation Repairs	54.00
4/1/2024	Check 2557	Relentless Land Care Inv # 15155	225.00
	60800	- Irrigation: Repairs / Maintenance - Irrigation Repairs	225.00
4/1/2024	Check 2557	Relentless Land Care Inv # 15064	1,268.03
	74600	- Street Sweeping - Monthly Sweeping Svc	1,268.03
4/1/2024	Check 2558	JP Contractors, Inc. Inv # 19079	1,225.00
	70600	- Common Area: Maintenance - Annual Roof Maint	1,225.00
4/1/2024	Check 2559	Animal Pest Management Services, Inc Inv # 713679	675.00
	73400	- Pest & Rodent Control: Extras - Goose Nest Removal	675.00
4/1/2024	Check 2560	Cal-Sparkle Inv # 5/21271	560.00
	55100	- Pool / Spa: Service Contract - John A & Laurene A Hughes - Monthly Pool Svc	560.00
4/7/2024	Auto Draft	SCE Inv # 20240324	2,905.37
	50200	- Electricity - Electricity	2,905.37
4/7/2024	Auto Draft	SoCal Gas Inv # 20240328	729.88
	50300	- Gas - Monthly Gas Bill	729.88
4/8/2024	Check 2561	Newport Exterminating, Inc Inv # 945515	260.00
	73300	- Pest & Rodent Control: Contract - Pest Control Svc	260.00
4/8/2024	Check 2562	Cal-Sparkle Inv # 5/22177	366.20
	55400	- Equipment Repairs - John A & Laurene A Hughes - Filter & Grid Cleaning	366.20
4/8/2024	Check 2563	Integrated Vegetation Management, Inc Inv # 1003548	2,100.00
	74915	- Waterscape Maintenance - Monthly Lake Maint	2,100.00
4/8/2024	Check 2564	Patrol Masters Security Group Inv # 120485	1,122.57
	73200	- Patrol Service - Monthly Patrol Svc	1,122.57
4/10/2024	Transfer Out	Transfer to Pacific Premier Bank MMA	11,250.00
	14100	- Pacific Premier Bank MMA x1195 - Transfer from Pacific Premier Bank Op	11,250.00

South Coast Shores Homeowners Association

Cash Disbursement - 4/30/2024

Date	CheckNo	Description	Amount
4/15/2024	Misc Check	Doorking Inc. - Doorking Autopay	167.80
	50700 - Telephone - Entry Gates		167.80
4/15/2024	Check 2566	Cal-Sparkle Inv # 5/22285	418.95
	55400 - Equipment Repairs - John A & Laurene A Hughes - Pilot Assembly		418.95
4/15/2024	Check 2567	Republic Services Inv # 616-000269850	7,293.18
	50400 - Refuse Removal - Monthly Refuse		7,293.18
4/15/2024	Check 2568	Severson Plumbing Services, Inc. Inv # 317261	771.00
	70600 - Common Area: Maintenance - Mens Urinal		771.00
4/22/2024	ACH	Optimum Professional Property Management (OPPM) Inv # 44586	379.41
	80700 - Collection Expenses - Collection Fees		10.00
	82600 - Printing / Mailing / Supplies - Printing/Mailing/Supplies		218.41
	82800 - Miscellaneous Administration - Management Extras		151.00
4/22/2024	ACH	Optimum Professional Property Management (OPPM) Inv # 44126	1,574.03
	80700 - Collection Expenses - Collection Fees		40.00
	82600 - Printing / Mailing / Supplies - Printing/Mailing/Supplies		958.03
	82800 - Miscellaneous Administration - Management Extras		576.00
4/22/2024	ACH	Optimum Janitorial Services Inv # 44638	1,647.00
	72500 - Janitorial: Service Contract - Monthly Janitorial Svc		1,197.00
	72600 - Janitorial: Supplies - Janitorial Supplies/Extras		450.00
4/22/2024	Check 2569	Tri-County Lighting Services, Corp. Inv # 161279	1,632.76
	72900 - Lighting: Repairs / Supplies - XN3331309 - Light Repair		1,632.76
4/22/2024	Check 2570	Relentless Land Care Inv # 15079	1,675.00
	60200 - Landscape: Extras - Tree Removal - XN3259066		1,675.00
4/29/2024	Check 2573	Relentless Land Care Inv # 15308	275.00
	60800 - Irrigation: Repairs / Maintenance - Irrigation Repairs		275.00
4/29/2024	Check 2573	Relentless Land Care Inv # 15283	174.00
	60200 - Landscape: Extras - XN3541496 1905 Bay Crest		174.00
4/29/2024	Check 2573	Relentless Land Care Inv # 15260	350.00
	60200 - Landscape: Extras - XN3545400 - grub control in turf		350.00
4/29/2024	Check 2573	Relentless Land Care Inv # 15286	230.00
	60200 - Landscape: Extras - 2013 West Wind - install pink lady		230.00
4/29/2024	Check 2573	Relentless Land Care Inv # 15275	90.00
	60800 - Irrigation: Repairs / Maintenance - XN3616341		90.00

South Coast Shores Homeowners Association

Cash Disbursement - 4/30/2024

Date	CheckNo	Description	Amount
4/29/2024	Check 2573	Relentless Land Care Inv # 15290	36.00
		60800 - Irrigation: Repairs / Maintenance - Irrigation Repair	36.00
4/29/2024	Check 2573	Relentless Land Care Inv # 15287	460.00
		60200 - Landscape: Extras - XN3529340 - 1901 West Wind	460.00
4/29/2024	Check 2574	Community Legal Advisors, Inc Inv # 30547	33.28
		80700 - Collection Expenses - 99224305 - Probate Trust -	33.28
4/29/2024	Check 2575	Animal Pest Management Services, Inc Inv # 714511	85.00
		73400 - Pest & Rodent Control: Extras - Nest Removal - XN3571749	85.00
4/29/2024	Check 2575	Animal Pest Management Services, Inc Inv # 714545	675.00
		73400 - Pest & Rodent Control: Extras - Nest Removal XN36186875	675.00
4/29/2024	Check 2576	Cal-Sparkle Inv # 5/22353	111.52
		55300 - Pool / Spa: Supplies - John A & Laurene A Hughes - Pool Chemicals	111.52
4/29/2024	Check 2577	Tri-County Lighting Services, Corp. Inv # 161992	267.79
		72900 - Lighting: Repairs / Supplies - XN3608423 - Light Repair	267.79
4/29/2024	Check 2577	Tri-County Lighting Services, Corp. Inv # 161993	1,240.82
		72900 - Lighting: Repairs / Supplies - Light Repair - XN3620826	1,240.82
		Total	60,701.32

10310 - Comerica Bank

4/22/2024	Misc Check	Comerica Bank - Quarterly Bank Fee	25.00
		80600 - Bank Charges	25.00
		Total	25.00

South Coast Shores Homeowners Association

GL Trial Balance For 4/1/2024 - 4/30/2024

		Beginning Balance	Current Debit	Credit	Ending Balance
10100 - Pacific Premier Bank Op x0834		204,684.42	78,318.76	71,013.07	211,990.11
Date	Description	Debit	Credit	Type	
04/01/2024	Batched Check	1,850.00	-	Owner Payment	
04/01/2024	2209957 - Doorking Inc. - Doorking Srvc	-	175.80	Invoice	
04/01/2024	15123 - Relentless Land Care - Irrigation Repairs	-	54.00	Invoice	
04/01/2024	15155 - Relentless Land Care - Irrigation Repairs	-	225.00	Invoice	
04/01/2024	5/21271 - John A & Laurene A Hughes - Monthly Pool Svc	-	560.00	Invoice	
04/01/2024	15066 - Relentless Land Care - Monthly Landscape Maint	-	15,146.73	Invoice	
04/01/2024	15064 - Relentless Land Care - Monthly Sweeping Svc	-	1,268.03	Invoice	
04/01/2024	Batched Credit Distribution	9,610.00	9,610.00	Credit Distribution	
04/01/2024	Batched eCheck	1,600.00	-	Owner Payment	
04/01/2024	19079 - JP Contractors, Inc. - Annual Roof Maint	-	1,225.00	Invoice	
04/01/2024	3558636 - Optimum Professional Property Management (OPPM) - Management Fee	-	3,226.00	Invoice	
04/01/2024	713679 - Animal Pest Management Services, Inc - Goose Nest Removal	-	675.00	Invoice	
04/02/2024	eCheck	400.00	-	Owner Payment	
04/02/2024	Batched Check	4,000.00	-	Owner Payment	
04/03/2024	Batched eCheck	1,200.00	-	Owner Payment	
04/03/2024	Batched Check	2,000.00	-	Owner Payment	
04/04/2024	eCheck	400.00	-	Owner Payment	
04/04/2024	Batched Check	4,800.00	-	Owner Payment	
04/05/2024	Batched eCheck	800.00	-	Owner Payment	
04/05/2024	Batched Check	1,200.00	-	Owner Payment	
04/05/2024	Batched ACH	36,400.00	-	Owner Payment	
04/06/2024	eCheck	400.00	-	Owner Payment	
04/07/2024	20240328 - SoCal Gas - Monthly Gas Bill	-	729.88	Invoice	
04/07/2024	20240324 - SCE - Electricity	-	2,905.37	Invoice	
04/07/2024	Batched Credit Card	612.96	-	Owner Payment	
04/08/2024	eCheck	400.00	-	Owner Payment	
04/08/2024	945515 - Newport Exterminating, Inc - Pest Control Srvc	-	260.00	Invoice	
04/08/2024	5/22177 - John A & Laurene A Hughes - Filter & Grid Cleaning	-	366.20	Invoice	
04/08/2024	120485 - Patrol Masters Security Group - Monthly Patrol Svc	-	1,122.57	Invoice	
04/08/2024	1003548 - Integrated Vegetation Management, Inc - Monthly Lake Maint	-	2,100.00	Invoice	
04/08/2024	Batched Check	2,000.00	-	Owner Payment	
04/09/2024	Batched Check	800.00	-	Owner Payment	
04/10/2024	Transfer to Pacific Premier Bank MMA	-	11,250.00	Transfer	
04/10/2024	eCheck	400.00	-	Owner Payment	
04/10/2024	Batched Check	1,190.00	-	Owner Payment	

South Coast Shores Homeowners Association

GL Trial Balance For 4/1/2024 - 4/30/2024

		Beginning Balance	Current Debit	Credit	Ending Balance
10100 - Pacific Premier Bank Op x0834		204,684.42	78,318.76	71,013.07	211,990.11
Date	Description	Debit	Credit	Type	
04/11/2024	Batched Check	2,400.00	-	Owner Payment	
04/12/2024	Check	400.00	-	Owner Payment	
04/15/2024	eCheck	400.00	-	Owner Payment	
04/15/2024	317261 - Severson Plumbing Services, Inc. - Mens Urinal	-	771.00	Invoice	
04/15/2024	616-000269850 - Republic Services - Monthly Refuse	-	7,293.18	Invoice	
04/15/2024	Doorking Inc. - Doorking Autopay	-	167.80	Invoice	
04/15/2024	5/22285 - John A & Laurene A Hughes - Pilot Assembly	-	418.95	Invoice	
04/15/2024	992 - Owner Refund - Owner Refund for Acct: 99224422	-	105.95	Invoice	
04/15/2024	Check	400.00	-	Owner Payment	
04/16/2024	Batched Check	435.00	-	Owner Payment	
04/18/2024	Batched eCheck	410.00	-	Owner Payment	
04/18/2024	Check	400.00	-	Owner Payment	
04/19/2024	Check	35.00	-	Owner Payment	
04/20/2024	eCheck	400.00	-	Owner Payment	
04/22/2024	44126 - Optimum Professional Property Management (OPPM) - Printing/Mailing/Supplies	-	958.03	Invoice	
04/22/2024	15079 - Relentless Land Care - Tree Removal - XN3259066	-	1,675.00	Invoice	
04/22/2024	992 - Owner Refund - Owner Refund for Acct: 99224311	-	250.00	Invoice	
04/22/2024	992 - Owner Refund - Owner Refund for Acct: 99224390	-	170.00	Invoice	
04/22/2024	44586 - Optimum Professional Property Management (OPPM) - Printing/Mailing/Supplies	-	218.41	Invoice	
04/22/2024	44638 - Optimum Janitorial Services - Monthly Janitorial Svc	-	1,197.00	Invoice	
04/22/2024	161279 - Tri-County Lighting Services, Corp. - XN3331309 - Light Repair	-	1,632.76	Invoice	
04/22/2024	44126 - Optimum Professional Property Management (OPPM) - Collection Fees	-	40.00	Invoice	
04/22/2024	44586 - Optimum Professional Property Management (OPPM) - Collection Fees	-	10.00	Invoice	
04/22/2024	44586 - Optimum Professional Property Management (OPPM) - Management Extras	-	151.00	Invoice	
04/22/2024	44126 - Optimum Professional Property Management (OPPM) - Management Extras	-	576.00	Invoice	
04/22/2024	44638 - Optimum Janitorial Services - Janitorial Supplies/Extras	-	450.00	Invoice	
04/25/2024	Check	400.00	-	Owner Payment	
04/27/2024	eCheck	400.00	-	Owner Payment	
04/29/2024	30547 - Community Legal Advisors, Inc - 99224305 - Probate Trust -	-	33.28	Invoice	
04/29/2024	15286 - Relentless Land Care - 2013 West Wind - install pink lady	-	230.00	Invoice	
04/29/2024	15290 - Relentless Land Care - Irrigation Repair	-	36.00	Invoice	
04/29/2024	15308 - Relentless Land Care - Irrigation Repairs	-	275.00	Invoice	

South Coast Shores Homeowners Association

GL Trial Balance For 4/1/2024 - 4/30/2024

	Beginning Balance	Current		Ending Balance
		Debit	Credit	
10100 - Pacific Premier Bank Op x0834	204,684.42	78,318.76	71,013.07	211,990.11

Date	Description	Debit	Credit	Type
04/29/2024	15287 - Relentless Land Care - XN3529340 - 1901 West Wind	-	460.00	Invoice
04/29/2024	15283 - Relentless Land Care - XN3541496 1905 Bay Crest	-	174.00	Invoice
04/29/2024	15260 - Relentless Land Care - XN3545400 - grub control in turf	-	350.00	Invoice
04/29/2024	161993 - Tri-County Lighting Services, Corp. - Light Repair - XN3620826	-	1,240.82	Invoice
04/29/2024	161992 - Tri-County Lighting Services, Corp. - XN3608423 - Light Repair	-	267.79	Invoice
04/29/2024	15275 - Relentless Land Care - XN3616341	-	90.00	Invoice
04/29/2024	5/22353 - John A & Laurene A Hughes - Pool Chemicals	-	111.52	Invoice
04/29/2024	714545 - Animal Pest Management Services, Inc - Nest Removal XN36186875	-	675.00	Invoice
04/29/2024	Batched Check	800.00	-	Owner Payment
04/29/2024	714511 - Animal Pest Management Services, Inc - Nest Removal - XN3571749	-	85.00	Invoice
04/30/2024	2209957 - Doorking Inc. - Doorking Srvc	175.80	-	Invoice
04/30/2024	eCheck	400.00	-	Owner Payment
04/30/2024	Batched Check	800.00	-	Owner Payment

10310 - Comerica Op x0425	777.40	0.19	25.00	752.59
---------------------------	--------	------	-------	--------

Date	Description	Debit	Credit	Type
04/01/2024	April Interest	.19	-	GL Entry
04/22/2024	Comerica Bank - Quarterly Bank Fee	-	25.00	Invoice

10700 - Comerica - Industrial&Coml BK Mat. 08-02-24 5.0% 6 Months	120,000.00	-	-	120,000.00
---	------------	---	---	------------

Date	Description	Debit	Credit	Type
------	-------------	-------	--------	------

11150 - Accounts Receivable	2,281.64	73,698.20	72,865.95	3,113.89
-----------------------------	----------	-----------	-----------	----------

Date	Description	Debit	Credit	Type
04/01/2024	Batched Monthly Assessment	72,800.00	-	Owner Charge
04/01/2024	Clubhouse Deposit	250.00	-	Owner Charge
04/01/2024	Batched Credit Distribution	-	9,610.00	Credit Distribution
04/01/2024	Late Interest	2.25	-	Owner Charge
04/01/2024	Batched eCheck	-	1,600.00	Owner Payment
04/01/2024	Batched Check	-	1,850.00	Owner Payment
04/02/2024	eCheck	-	400.00	Owner Payment

South Coast Shores Homeowners Association

GL Trial Balance For 4/1/2024 - 4/30/2024

	Beginning Balance	Current		Ending Balance
		Debit	Credit	
11150 - Accounts Receivable	2,281.64	73,698.20	72,865.95	3,113.89

Date	Description	Debit	Credit	Type
04/02/2024	Batched Check	-	3,600.00	Owner Payment
04/03/2024	Batched eCheck	-	1,200.00	Owner Payment
04/03/2024	Batched Check	-	2,000.00	Owner Payment
04/04/2024	eCheck	-	400.00	Owner Payment
04/04/2024	Batched Check	-	4,800.00	Owner Payment
04/05/2024	Batched eCheck	-	800.00	Owner Payment
04/05/2024	Batched Check	-	800.00	Owner Payment
04/05/2024	Batched ACH	-	36,400.00	Owner Payment
04/06/2024	eCheck	-	400.00	Owner Payment
04/07/2024	Credit Card	-	400.00	Owner Payment
04/08/2024	eCheck	-	400.00	Owner Payment
04/08/2024	Batched Check	-	1,600.00	Owner Payment
04/09/2024	Batched Check	-	800.00	Owner Payment
04/10/2024	eCheck	-	400.00	Owner Payment
04/10/2024	Batched Check	-	1,190.00	Owner Payment
04/11/2024	Refund Check Pool Rule Sign Reimbursement	105.95	-	Refund Check
04/11/2024	Writeoff Pool Rule Sign Reimbursement	-	105.95	Writeoff
04/11/2024	Batched Check	-	2,400.00	Owner Payment
04/16/2024	Batched Late Fee	50.00	-	Owner Charge
04/16/2024	Gate Remote Fee	35.00	-	Owner Charge
04/16/2024	Batched Check	-	435.00	Owner Payment
04/18/2024	Writeoff Swan Reimbursement	-	170.00	Writeoff
04/18/2024	Batched eCheck	-	410.00	Owner Payment
04/18/2024	Refund Check Swan Reimbursement	170.00	-	Refund Check
04/18/2024	Check	-	400.00	Owner Payment
04/18/2024	Adjustment Courtesy Fee Waiver	-	10.00	Adjustment
04/19/2024	Gate Remote Fee	35.00	-	Owner Charge
04/19/2024	Refund Check Clubhouse Deposit Refund	250.00	-	Refund Check
04/19/2024	Check	-	35.00	Owner Payment
04/19/2024	Adjustment Clubhouse Deposit Refund	-	250.00	Adjustment

11190 - Less Allowance For Past Due Accts	-224.66	-	-	-224.66
---	---------	---	---	---------

Date	Description	Debit	Credit	Type
14100 - Pacific Premier Bank MMA x1195				
		47,036.00	11,262.93	-
				58,298.93
Date	Description	Debit	Credit	Type

South Coast Shores Homeowners Association

GL Trial Balance For 4/1/2024 - 4/30/2024

	Beginning Balance	Current		Ending Balance
		Debit	Credit	
14100 - Pacific Premier Bank MMA x1195	47,036.00	11,262.93	-	58,298.93
Date	Description	Debit	Credit	Type
04/10/2024	Transfer from Pacific Premier Bank Op	11,250.00	-	Transfer
04/30/2024	April Interest	12.93	-	GL Entry
14200 - FCB MMA x2212	60,290.90	-	-	60,290.90
Date	Description	Debit	Credit	Type
14210 - First Foundation MMA x1197	9,975.78	10.19	-	9,985.97
Date	Description	Debit	Credit	Type
04/01/2024	April Interest	10.19	-	GL Entry
14300 - Banc of CA MMA x5433	125,811.12	-	-	125,811.12
Date	Description	Debit	Credit	Type
15050 - First Foundation x7973 Mat.02-01-2025 3.440 % 13mths	163,437.35	478.18	-	163,915.53
Date	Description	Debit	Credit	Type
04/01/2024	April Interest	478.18	-	GL Entry
15055 - Alliance x2689 Mat. 09-17-2024 5.03% 11mths	99,213.97	422.69	-	99,636.66
Date	Description	Debit	Credit	Type
04/16/2024	April Interest	422.69	-	GL Entry
15070 - First Foundation x7797 Mat. 11-14-2024 4.641% 13mths	98,706.83	389.81	-	99,096.64
Date	Description	Debit	Credit	Type
04/01/2024	April Interest	389.81	-	GL Entry
20100 - Accounts Payable	0.00	525.95	525.95	0.00
Date	Description	Debit	Credit	Type
04/11/2024	Refund Check Pool Rule Sign Reimbursement	-	105.95	Refund Check
04/15/2024	992 - Owner Refund - Owner Refund for Acct: 99224422	105.95	-	Invoice
04/18/2024	Refund Check Swan Reimbursement	-	170.00	Refund Check

South Coast Shores Homeowners Association

GL Trial Balance For 4/1/2024 - 4/30/2024

	Beginning Balance	Current		Ending Balance
		Debit	Credit	
20100 - Accounts Payable	0.00	525.95	525.95	0.00

Date	Description	Debit	Credit	Type
04/19/2024	Refund Check Clubhouse Deposit Refund	-	250.00	Refund Check
04/22/2024	992 - Owner Refund - Owner Refund for Acct: 99224390	170.00	-	Invoice
04/22/2024	992 - Owner Refund - Owner Refund for Acct: 99224311	250.00	-	Invoice

21120 - Deposits: Clubhouse	-425.00	250.00	250.00	-425.00
-----------------------------	---------	--------	--------	---------

Date	Description	Debit	Credit	Type
04/01/2024	Clubhouse Deposit	-	250.00	Owner Charge
04/19/2024	Adjustment Clubhouse Deposit Refund	250.00	-	Adjustment

21500 - Prepaid Assessments	-11,010.00	9,610.00	5,812.96	-7,212.96
-----------------------------	------------	----------	----------	-----------

Date		Description	Debit	Credit	Type
04/01/2024	Batched	Credit Distribution	9,610.00	-	Credit Distribution
04/02/2024		Check	-	400.00	Owner Payment
04/05/2024		Check	-	400.00	Owner Payment
04/07/2024		Credit Card	-	212.96	Owner Payment
04/08/2024		Check	-	400.00	Owner Payment
04/12/2024		Check	-	400.00	Owner Payment
04/15/2024		eCheck	-	400.00	Owner Payment
04/15/2024		Check	-	400.00	Owner Payment
04/20/2024		eCheck	-	400.00	Owner Payment
04/25/2024		Check	-	400.00	Owner Payment
04/27/2024		eCheck	-	400.00	Owner Payment
04/29/2024	Batched	Check	-	800.00	Owner Payment
04/30/2024		eCheck	-	400.00	Owner Payment
04/30/2024	Batched	Check	-	800.00	Owner Payment

33600 - General Reserves	-594,932.41	-	11,250.00	-606,182.41
--------------------------	-------------	---	-----------	-------------

Date	Description	Debit	Credit	Type
04/10/2024	Monthly Reserve Contribution	-	11,250.00	GL Entry

38990 - Interest	-9,539.54	-	1,313.80	-10,853.34
------------------	-----------	---	----------	------------

Date		Description	Debit	Credit	Type
04/01/2024	Batched	April Interest	-	878.18	GL Entry
04/16/2024		April Interest	-	422.69	GL Entry
04/30/2024		April Interest	-	12.93	GL Entry

South Coast Shores Homeowners Association

GL Trial Balance For 4/1/2024 - 4/30/2024

		Beginning Balance	Current		Ending Balance
			Debit	Credit	
38990 - Interest		-9,539.54	-	1,313.80	-10,853.34
Date	Description		Debit	Credit	Type
39900 - Prior Year Surplus (Deficit)		-307,507.69	-	-	-307,507.69
Date	Description		Debit	Credit	Type
40100 - Assessments		-655,200.00	-	72,800.00	-728,000.00
Date	Description		Debit	Credit	Type
04/01/2024	Batched Monthly Assessment		-	72,800.00	Owner Charge
40500 - Clubhouse Rental		-1,650.00	-	-	-1,650.00
Date	Description		Debit	Credit	Type
40600 - Collection Fees		-775.00	-	-	-775.00
Date	Description		Debit	Credit	Type
40800 - Interest Charges		-52.64	-	2.25	-54.89
Date	Description		Debit	Credit	Type
04/01/2024	Late Interest		-	2.25	Owner Charge
40900 - Key Fees		-100.00	-	-	-100.00
Date	Description		Debit	Credit	Type
41000 - Late Charges		-260.00	10.00	50.00	-300.00
Date	Description		Debit	Credit	Type
04/16/2024	Batched Late Fee		-	50.00	Owner Charge
04/18/2024	Adjustment Courtesy Fee Waiver		10.00	-	Adjustment
41600 - Transmitters		-365.00	-	70.00	-435.00
Date	Description		Debit	Credit	Type
04/16/2024	Gate Remote Fee		-	35.00	Owner Charge
04/19/2024	Gate Remote Fee		-	35.00	Owner Charge

South Coast Shores Homeowners Association

GL Trial Balance For 4/1/2024 - 4/30/2024

		Beginning Balance	Current		Ending Balance
			Debit	Credit	
41700 - Violation Fines		-50.00	-	-	-50.00
Date	Description		Debit	Credit	Type
44010 - Interest Income		-9,698.59	-	1,313.99	-11,012.58
Date	Description		Debit	Credit	Type
04/01/2024	Batched April Interest		-	878.37	GL Entry
04/16/2024	April Interest		-	422.69	GL Entry
04/30/2024	April Interest		-	12.93	GL Entry
50200 - Electricity		35,485.17	2,905.37	-	38,390.54
Date	Description		Debit	Credit	Type
04/07/2024	20240324 - SCE - Electricity		2,905.37	-	Invoice
50300 - Gas		8,134.89	729.88	-	8,864.77
Date	Description		Debit	Credit	Type
04/07/2024	20240328 - SoCal Gas - Monthly Gas Bill		729.88	-	Invoice
50400 - Refuse Removal		65,638.62	7,293.18	-	72,931.80
Date	Description		Debit	Credit	Type
04/15/2024	616-000269850 - Republic Services - Monthly Refuse		7,293.18	-	Invoice
50700 - Telephone - Entry Gates		1,590.20	343.60	175.80	1,758.00
Date	Description		Debit	Credit	Type
04/01/2024	2209957 - Doorking Inc. - Doorking Srvc		175.80	-	Invoice
04/15/2024	Doorking Inc. - Doorking Autopay		167.80	-	Invoice
04/30/2024	2209957 - Doorking Inc. - Doorking Srvc		-	175.80	Invoice
50800 - Water		4,474.04	-	-	4,474.04
Date	Description		Debit	Credit	Type
55100 - Pool / Spa: Service Contract		5,790.00	560.00	-	6,350.00
Date	Description		Debit	Credit	Type
04/01/2024	5/21271 - John A & Laurene A Hughes - Monthly Pool Svc		560.00	-	Invoice

South Coast Shores Homeowners Association

GL Trial Balance For 4/1/2024 - 4/30/2024

	Beginning Balance	Current		Ending Balance
		Debit	Credit	
55300 - Pool / Spa: Supplies	3,134.12	111.52	-	3,245.64
Date	Description	Debit	Credit	Type
04/29/2024	5/22353 - John A & Laurene A Hughes - Pool Chemicals	111.52	-	Invoice
55400 - Equipment Repairs	3,729.68	785.15	-	4,514.83
Date	Description	Debit	Credit	Type
04/08/2024	5/22177 - John A & Laurene A Hughes - Filter & Grid Cleaning	366.20	-	Invoice
04/15/2024	5/22285 - John A & Laurene A Hughes - Pilot Assembly	418.95	-	Invoice
55500 - Health Department Fees	952.00	-	-	952.00
Date	Description	Debit	Credit	Type
60100 - Landscape: Service Contract	135,879.38	15,146.73	-	151,026.11
Date	Description	Debit	Credit	Type
04/01/2024	15066 - Relentless Land Care - Monthly Landscape Maint	15,146.73	-	Invoice
60200 - Landscape: Extras	17,999.00	2,889.00	-	20,888.00
Date	Description	Debit	Credit	Type
04/22/2024	15079 - Relentless Land Care - Tree Removal - XN3259066	1,675.00	-	Invoice
04/29/2024	15287 - Relentless Land Care - XN3529340 - 1901 West Wind	460.00	-	Invoice
04/29/2024	15283 - Relentless Land Care - XN3541496 1905 Bay Crest	174.00	-	Invoice
04/29/2024	15260 - Relentless Land Care - XN3545400 - grub control in turf	350.00	-	Invoice
04/29/2024	15286 - Relentless Land Care - 2013 West Wind - install pink lady	230.00	-	Invoice
60800 - Irrigation: Repairs / Maintenance	9,713.50	680.00	-	10,393.50
Date	Description	Debit	Credit	Type
04/01/2024	15155 - Relentless Land Care - Irrigation Repairs	225.00	-	Invoice
04/01/2024	15123 - Relentless Land Care - Irrigation Repairs	54.00	-	Invoice
04/29/2024	15275 - Relentless Land Care - XN3616341	90.00	-	Invoice
04/29/2024	15308 - Relentless Land Care - Irrigation Repairs	275.00	-	Invoice
04/29/2024	15290 - Relentless Land Care - Irrigation Repair	36.00	-	Invoice
61075 - Swans	85.00	170.00	-	255.00
Date	Description	Debit	Credit	Type
04/18/2024	Writeoff Swan Reimbursement	170.00	-	Writeoff

South Coast Shores Homeowners Association

GL Trial Balance For 4/1/2024 - 4/30/2024

	Beginning Balance	Current		Ending Balance
		Debit	Credit	
61075 - Swans	85.00	170.00	-	255.00
Date	Description	Debit	Credit	Type
61100 - Tree Trimming	28,480.00	-	-	28,480.00
Date	Description	Debit	Credit	Type
70100 - Access Gate Repairs	4,620.00	-	-	4,620.00
Date	Description	Debit	Credit	Type
70600 - Common Area: Maintenance	22,752.81	2,101.95	-	24,854.76
Date	Description	Debit	Credit	Type
04/01/2024	19079 - JP Contractors, Inc. - Annual Roof Maint	1,225.00	-	Invoice
04/11/2024	Writeoff Pool Rule Sign Reimbursement	105.95	-	Writeoff
04/15/2024	317261 - Severson Plumbing Services, Inc. - Mens Urinal	771.00	-	Invoice
71400 - Fire Safety	1,709.46	-	-	1,709.46
Date	Description	Debit	Credit	Type
72500 - Janitorial: Service Contract	10,258.00	1,197.00	-	11,455.00
Date	Description	Debit	Credit	Type
04/22/2024	44638 - Optimum Janitorial Services - Monthly Janitorial Svc	1,197.00	-	Invoice
72600 - Janitorial: Supplies	785.00	450.00	-	1,235.00
Date	Description	Debit	Credit	Type
04/22/2024	44638 - Optimum Janitorial Services - Janitorial Supplies/Extras	450.00	-	Invoice
72700 - Keys & Locks	342.31	-	-	342.31
Date	Description	Debit	Credit	Type
72900 - Lighting: Repairs / Supplies	5,423.76	3,141.37	-	8,565.13
Date	Description	Debit	Credit	Type
04/22/2024	161279 - Tri-County Lighting Services, Corp. - XN3331309 - Light Repair	1,632.76	-	Invoice

South Coast Shores Homeowners Association

GL Trial Balance For 4/1/2024 - 4/30/2024

	Beginning Balance	Current		Ending Balance
		Debit	Credit	
72900 - Lighting: Repairs / Supplies	5,423.76	3,141.37	-	8,565.13
Date	Description	Debit	Credit	Type
04/29/2024	161992 - Tri-County Lighting Services, Corp. - XN3608423 - Light Repair	267.79	-	Invoice
04/29/2024	161993 - Tri-County Lighting Services, Corp. - Light Repair - XN3620826	1,240.82	-	Invoice
73200 - Patrol Service	9,728.91	1,122.57	-	10,851.48
Date	Description	Debit	Credit	Type
04/08/2024	120485 - Patrol Masters Security Group - Monthly Patrol Svc	1,122.57	-	Invoice
73300 - Pest & Rodent Control: Contract	2,340.00	260.00	-	2,600.00
Date	Description	Debit	Credit	Type
04/08/2024	945515 - Newport Exterminating, Inc - Pest Control Svc	260.00	-	Invoice
73400 - Pest & Rodent Control: Extras	1,825.00	1,435.00	-	3,260.00
Date	Description	Debit	Credit	Type
04/01/2024	713679 - Animal Pest Management Services, Inc - Goose Nest Removal	675.00	-	Invoice
04/29/2024	714545 - Animal Pest Management Services, Inc - Nest Removal XN36186875	675.00	-	Invoice
04/29/2024	714511 - Animal Pest Management Services, Inc - Nest Removal - XN3571749	85.00	-	Invoice
74600 - Street Sweeping	11,351.15	1,268.03	-	12,619.18
Date	Description	Debit	Credit	Type
04/01/2024	15064 - Relentless Land Care - Monthly Sweeping Svc	1,268.03	-	Invoice
74915 - Waterscape Maintenance	19,206.00	2,100.00	-	21,306.00
Date	Description	Debit	Credit	Type
04/08/2024	1003548 - Integrated Vegetation Management, Inc - Monthly Lake Maint	2,100.00	-	Invoice
80400 - Audit / Tax Returns	1,275.00	-	-	1,275.00
Date	Description	Debit	Credit	Type

South Coast Shores Homeowners Association

GL Trial Balance For 4/1/2024 - 4/30/2024

	Beginning Balance	Current		Ending Balance
		Debit	Credit	
80600 - Bank Charges	6.00	25.00	-	31.00
Date	Description	Debit	Credit	Type
04/22/2024	Comerica Bank - Quarterly Bank Fee	25.00	-	Invoice
80700 - Collection Expenses	2,199.32	83.28	-	2,282.60
Date	Description	Debit	Credit	Type
04/22/2024	44586 - Optimum Professional Property Management (OPPM) - Collection Fees	10.00	-	Invoice
04/22/2024	44126 - Optimum Professional Property Management (OPPM) - Collection Fees	40.00	-	Invoice
04/29/2024	30547 - Community Legal Advisors, Inc - 99224305 - Probate Trust -	33.28	-	Invoice
81200 - Insurance	46,582.00	-	-	46,582.00
Date	Description	Debit	Credit	Type
81700 - Insurance: Workers Comp	377.00	-	-	377.00
Date	Description	Debit	Credit	Type
82400 - Operating Contingency	703.37	-	-	703.37
Date	Description	Debit	Credit	Type
82600 - Printing / Mailing / Supplies	5,249.40	1,176.44	-	6,425.84
Date	Description	Debit	Credit	Type
04/22/2024	44586 - Optimum Professional Property Management (OPPM) - Printing/Mailing/Supplies	218.41	-	Invoice
04/22/2024	44126 - Optimum Professional Property Management (OPPM) - Printing/Mailing/Supplies	958.03	-	Invoice
82700 - Professional Management: Contract	29,034.00	3,226.00	-	32,260.00
Date	Description	Debit	Credit	Type
04/01/2024	3558636 - Optimum Professional Property Management (OPPM) - Management Fee	3,226.00	-	Invoice
82800 - Miscellaneous Administration	1,886.49	727.00	-	2,613.49
Date	Description	Debit	Credit	Type

South Coast Shores Homeowners Association

GL Trial Balance For 4/1/2024 - 4/30/2024

		Beginning Balance	Current		Ending Balance
			Debit	Credit	
82800 - Miscellaneous Administration		1,886.49	727.00	-	2,613.49
Date	Description		Debit	Credit	Type
04/22/2024	44586 - Optimum Professional Property Management (OPPM) - Management Extras		151.00	-	Invoice
04/22/2024	44126 - Optimum Professional Property Management (OPPM) - Management Extras		576.00	-	Invoice
83000 - Reserve Study		865.00	-	-	865.00
Date	Description		Debit	Credit	Type
83100 - Tax: Federal		2,850.00	-	-	2,850.00
Date	Description		Debit	Credit	Type
83200 - Tax: State		1,030.00	-	-	1,030.00
Date	Description		Debit	Credit	Type
93600 - General Reserves		146,550.00	11,250.00	-	157,800.00
Date	Description		Debit	Credit	Type
04/10/2024	Monthly Reserve Contribution		11,250.00	-	GL Entry
98990 - Interest		9,539.54	1,313.80	-	10,853.34
Date	Description		Debit	Credit	Type
04/01/2024	Batched April Interest		878.18	-	GL Entry
04/16/2024	April Interest		422.69	-	GL Entry
04/30/2024	April Interest		12.93	-	GL Entry
Net Total		0.00	237,468.77	237,468.77	0.00

South Coast Shores Homeowners Association

Bank Account Reconciliation for Period 4/30/2024

Reconciliation Summary

Bank Account	Bank Bal.	Uncleared Items	Adj. Balance	Book Balance	Status
Pacific Premier Bank Op	218,887.23	-6,897.12	211,990.11	211,990.11	Balanced
Alliance Op MMA	0.00	0.00	0.00	0.00	Balanced
Alliance Association Bank	99,636.66	0.00	99,636.66	99,636.66	Balanced
Banc of California	125,811.12	0.00	125,811.12	125,811.12	Balanced
Comerica Bank	752.59	0.00	752.59	752.59	Balanced
First Foundation MMA	9,985.97	0.00	9,985.97	9,985.97	Balanced
First Foundation Bank	163,915.53	0.00	163,915.53	163,915.53	Balanced
First Foundation Bank	99,096.64	0.00	99,096.64	99,096.64	Balanced
FCB MMA	60,290.90	0.00	60,290.90	60,290.90	Balanced
Pacific Premier Bank MMA	58,298.93	0.00	58,298.93	58,298.93	Balanced

Unreconciled Items

Date	Description	Check No	Amount
Pacific Premier Bank Op			
1/4/2024	Relentless Land Care	2491	-305.00
4/1/2024	JP Contractors, Inc.	2558	-1,225.00
4/15/2024		2565	-105.95
4/22/2024	Tri-County Lighting Services, Corp.	2569	-1,632.76
4/29/2024	Relentless Land Care	2573	-36.00
4/29/2024	Community Legal Advisors, Inc	2574	-33.28
4/29/2024	Animal Pest Management Services, Inc	2575	-85.00
4/29/2024	Relentless Land Care	2573	-90.00
4/29/2024	Relentless Land Care	2573	-230.00
4/29/2024	Relentless Land Care	2573	-174.00
4/29/2024	Relentless Land Care	2573	-275.00
4/29/2024	Relentless Land Care	2573	-350.00
4/29/2024	Relentless Land Care	2573	-460.00
4/29/2024	Cal-Sparkle	2576	-111.52
4/29/2024	Tri-County Lighting Services, Corp.	2577	-267.79
4/29/2024	Animal Pest Management Services, Inc	2575	-675.00
4/29/2024	Tri-County Lighting Services, Corp.	2577	-1,240.82
4/30/2024	Acct: 99245537 eCheck		400.00
Total Pacific Premier Bank Op			-6,897.12

South Coast Shores Homeowners Association

Bank Account Reconciliation for Period 4/30/2024

Reconciled Items

Date	Description	Check No	Amount
Pacific Premier Bank Op			
3/31/2024	Acct: 99245537 eCheck		400.00
4/1/2024	Acct: 99224387 eCheck		400.00
4/1/2024	Acct: 99224351 eCheck		400.00
4/1/2024	Acct: 99227232 eCheck		400.00
4/1/2024	Acct: 99224423 eCheck		400.00
4/1/2024	Lockbox - Klik ACH		400.00
4/1/2024	Lockbox - Klik Check		1,450.00
4/2/2024	Acct: 99224471 eCheck		400.00
4/2/2024	Lockbox - Klik ACH		4,000.00
4/3/2024	Acct: 99247274 eCheck		400.00
4/3/2024	Acct: 99224501 eCheck		400.00
4/3/2024	Acct: 99245992 eCheck		400.00
4/3/2024	Lockbox - Klik ACH		2,000.00
4/4/2024	Acct: 99237859 eCheck		400.00
4/4/2024	Lockbox - Klik ACH		2,000.00
4/4/2024	Lockbox - Klik Check		2,800.00
4/5/2024	Acct: 99224434 ACH	ACH	400.00
4/5/2024	Acct: 99224435 ACH	ACH	400.00
4/5/2024	Acct: 99224440 ACH	ACH	400.00
4/5/2024	Acct: 99224443 ACH	ACH	400.00
4/5/2024	Acct: 99224445 ACH	ACH	400.00
4/5/2024	Acct: 99224448 ACH	ACH	400.00
4/5/2024	Acct: 99224449 ACH	ACH	400.00
4/5/2024	Acct: 99224453 ACH	ACH	400.00
4/5/2024	Acct: 99224463 ACH	ACH	400.00
4/5/2024	Acct: 99224468 ACH	ACH	400.00
4/5/2024	Acct: 99224473 ACH	ACH	400.00
4/5/2024	Acct: 99224284 ACH	ACH	400.00
4/5/2024	Acct: 99224478 ACH	ACH	400.00
4/5/2024	Acct: 99224290 ACH	ACH	400.00
4/5/2024	Acct: 99224487 ACH	ACH	400.00
4/5/2024	Acct: 99224296 ACH	ACH	400.00
4/5/2024	Acct: 99224300 ACH	ACH	400.00
4/5/2024	Acct: 99224491 ACH	ACH	400.00
4/5/2024	Acct: 99224308 ACH	ACH	400.00
4/5/2024	Acct: 99224492 ACH	ACH	400.00
4/5/2024	Acct: 99224319 ACH	ACH	400.00

South Coast Shores Homeowners Association

Bank Account Reconciliation for Period 4/30/2024

Date	Description	Check No	Amount
4/5/2024	Acct: 99224497 ACH	ACH	400.00
4/5/2024	Acct: 99224323 ACH	ACH	400.00
4/5/2024	Acct: 99224500 ACH	ACH	400.00
4/5/2024	Acct: 99224325 ACH	ACH	400.00
4/5/2024	Acct: 99224512 ACH	ACH	400.00
4/5/2024	Acct: 99224330 ACH	ACH	400.00
4/5/2024	Acct: 99224517 ACH	ACH	400.00
4/5/2024	Acct: 99224520 ACH	ACH	400.00
4/5/2024	Acct: 99224335 ACH	ACH	400.00
4/5/2024	Acct: 99224336 ACH	ACH	400.00
4/5/2024	Acct: 99224524 ACH	ACH	400.00
4/5/2024	Acct: 99224531 ACH	ACH	400.00
4/5/2024	Acct: 99224349 ACH	ACH	400.00
4/5/2024	Acct: 99224533 ACH	ACH	400.00
4/5/2024	Acct: 99224358 ACH	ACH	400.00
4/5/2024	Acct: 99224543 ACH	ACH	400.00
4/5/2024	Acct: 99224362 ACH	ACH	400.00
4/5/2024	Acct: 99224548 ACH	ACH	400.00
4/5/2024	Acct: 99224363 ACH	ACH	400.00
4/5/2024	Acct: 99224372 ACH	ACH	400.00
4/5/2024	Acct: 99224549 ACH	ACH	400.00
4/5/2024	Acct: 99224378 ACH	ACH	400.00
4/5/2024	Acct: 99224563 ACH	ACH	400.00
4/5/2024	Acct: 99224569 ACH	ACH	400.00
4/5/2024	Acct: 99224380 ACH	ACH	400.00
4/5/2024	Acct: 99224384 ACH	ACH	400.00
4/5/2024	Acct: 99224574 ACH	ACH	400.00
4/5/2024	Acct: 99224575 ACH	ACH	400.00
4/5/2024	Acct: 99224386 ACH	ACH	400.00
4/5/2024	Acct: 99224390 ACH	ACH	400.00
4/5/2024	Acct: 99224579 ACH	ACH	400.00
4/5/2024	Acct: 99224398 ACH	ACH	400.00
4/5/2024	Acct: 99224584 ACH	ACH	400.00
4/5/2024	Acct: 99224399 ACH	ACH	400.00
4/5/2024	Acct: 99224589 ACH	ACH	400.00
4/5/2024	Acct: 99224402 ACH	ACH	400.00
4/5/2024	Acct: 99224592 ACH	ACH	400.00
4/5/2024	Acct: 99224404 ACH	ACH	400.00
4/5/2024	Acct: 99224595 ACH	ACH	400.00
4/5/2024	Acct: 99224408 ACH	ACH	400.00
4/5/2024	Acct: 99224599 ACH	ACH	400.00
4/5/2024	Acct: 99224409 ACH	ACH	400.00

South Coast Shores Homeowners Association

Bank Account Reconciliation for Period 4/30/2024

Date	Description	Check No	Amount
4/5/2024	Acct: 99224612 ACH	ACH	400.00
4/5/2024	Acct: 99224414 ACH	ACH	400.00
4/5/2024	Acct: 99224629 ACH	ACH	400.00
4/5/2024	Acct: 99224416 ACH	ACH	400.00
4/5/2024	Acct: 99224644 ACH	ACH	400.00
4/5/2024	Acct: 99224417 ACH	ACH	400.00
4/5/2024	Acct: 99224421 ACH	ACH	400.00
4/5/2024	Acct: 99224662 ACH	ACH	400.00
4/5/2024	Acct: 99224666 ACH	ACH	400.00
4/5/2024	Acct: 99224428 ACH	ACH	400.00
4/5/2024	Acct: 99225775 ACH	ACH	400.00
4/5/2024	Acct: 99225863 ACH	ACH	400.00
4/5/2024	Acct: 99225990 ACH	ACH	400.00
4/5/2024	Acct: 99227181 ACH	ACH	400.00
4/5/2024	Acct: 99227353 ACH	ACH	400.00
4/5/2024	Acct: 99229854 ACH	ACH	400.00
4/5/2024	Acct: 99230534 ACH	ACH	400.00
4/5/2024	Acct: 99232666 ACH	ACH	400.00
4/5/2024	Acct: 99233746 ACH	ACH	400.00
4/5/2024	Acct: 99236494 ACH	ACH	400.00
4/5/2024	Acct: 99239397 ACH	ACH	400.00
4/5/2024	Acct: 99241017 ACH	ACH	400.00
4/5/2024	Acct: 99242586 ACH	ACH	400.00
4/5/2024	Acct: 99246194 ACH	ACH	400.00
4/5/2024	Acct: 99250419 ACH	ACH	400.00
4/5/2024	Acct: 99252481 ACH	ACH	400.00
4/5/2024	Acct: 99252880 ACH	ACH	400.00
4/5/2024	Acct: 99254489 ACH	ACH	400.00
4/5/2024	Acct: 99228677 eCheck		400.00
4/5/2024	Acct: 99224357 eCheck		400.00
4/5/2024	Lockbox - Klik ACH		800.00
4/5/2024	Lockbox - Klik Check		400.00
4/6/2024	Acct: 99224306 eCheck		400.00
4/7/2024	Acct: 99224426 CC		612.96
4/8/2024	Acct: 99224383 eCheck		400.00
4/8/2024	Lockbox - Klik ACH		1,200.00
4/8/2024	Lockbox - Klik Check		800.00
4/9/2024	Lockbox - Klik ACH		400.00
4/9/2024	Lockbox - Klik Check		400.00
4/10/2024	Acct: 99224413 eCheck		400.00
4/10/2024	Lockbox - Klik ACH		800.00
4/10/2024	Lockbox - Klik Check		390.00

South Coast Shores Homeowners Association

Bank Account Reconciliation for Period 4/30/2024

Date	Description	Check No	Amount
4/11/2024	Lockbox - Klik ACH		2,000.00
4/11/2024	Lockbox - Klik Check		400.00
4/12/2024	Lockbox - Klik ACH		400.00
4/15/2024	Acct: 99224279 eCheck		400.00
4/15/2024	Lockbox - Klik ACH		400.00
4/16/2024	Lockbox - Klik Check		435.00
4/18/2024	Acct: 99230522 eCheck		410.00
4/18/2024	Lockbox - Klik Check		400.00
4/19/2024	Lockbox - Klik Check		35.00
4/20/2024	Acct: 99224429 eCheck		400.00
4/25/2024	Lockbox - Klik ACH		400.00
4/27/2024	Acct: 99254461 eCheck		400.00
4/29/2024	Lockbox - Klik ACH		400.00
4/29/2024	Lockbox - Klik Check		400.00
4/30/2024	Lockbox - Klik ACH		800.00
2/16/2024		2537	-253.25
3/15/2024	Republic Services	2550	-7,293.18
3/15/2024	Relentless Land Care	2553	-630.00
3/22/2024	Community Legal Advisors, Inc	2554	-319.32
3/22/2024	Tri-County Lighting Services, Corp.	2555	-311.50
3/22/2024	Tri-County Lighting Services, Corp.	2555	-890.00
4/1/2024	Optimum Professional Property Management (OPPM)	ACH	-3,226.00
4/1/2024	Relentless Land Care	2557	-54.00
4/1/2024	Relentless Land Care	2557	-225.00
4/1/2024	Animal Pest Management Services, Inc	2559	-675.00
4/1/2024	Cal-Sparkle	2560	-560.00
4/1/2024	Relentless Land Care	2557	-15,146.73
4/1/2024	Relentless Land Care	2557	-1,268.03
4/7/2024	SCE		-2,905.37
4/7/2024	SoCal Gas		-729.88
4/8/2024	Newport Exterminating, Inc	2561	-260.00
4/8/2024	Cal-Sparkle	2562	-366.20
4/8/2024	Integrated Vegetation Management, Inc	2563	-2,100.00
4/8/2024	Patrol Masters Security Group	2564	-1,122.57
4/10/2024	Transfer to Pacific Premier Bank MMA		-11,250.00
4/15/2024	Doorking Inc. - Doorking Autopay		-167.80
4/15/2024	Cal-Sparkle	2566	-418.95
4/15/2024	Republic Services	2567	-7,293.18
4/15/2024	Severson Plumbing Services, Inc.	2568	-771.00
4/22/2024	Optimum Professional Property Management (OPPM)	ACH	-1,574.03
4/22/2024	Relentless Land Care	2570	-1,675.00
4/22/2024	Optimum Professional Property Management (OPPM)	ACH	-379.41

South Coast Shores Homeowners Association

Bank Account Reconciliation for Period 4/30/2024

Date	Description	Check No	Amount
4/22/2024	Optimum Janitorial Services	ACH	-1,647.00
4/22/2024		2571	-170.00
4/22/2024		2572	-250.00
Total Pacific Premier Bank Op			4,600.56

Alliance Association Bank

4/16/2024	April Interest		422.69
Total Alliance Association Bank			422.69

Comerica Bank

4/1/2024	April Interest		0.19
4/22/2024	Comerica Bank - Quarterly Bank Fee		-25.00
Total Comerica Bank			-24.81

First Foundation Bank

4/1/2024	April Interest		478.18
4/1/2024	April Interest		389.81
Total First Foundation Bank			867.99

First Foundation MMA

4/1/2024	April Interest		10.19
Total First Foundation MMA			10.19

Pacific Premier Bank MMA

4/10/2024	Transfer from Pacific Premier Bank Op		11,250.00
4/30/2024	April Interest		12.93
Total Pacific Premier Bank MMA			11,262.93



SOUTH COAST SHORES HOMEOWNERS ASSOCIATION
OPTIMUM PROFESSIONAL PROPERTY MANAGEMENT INC.
230 COMMERCE STE 250
IRVINE CA 92602-1338

Page 1 of 1
Branch 010
Account Number: 3122001195
Date 04/30/2024
EM

HOA MONEY MARKET Acct 3122001195

Summary of Activity Since Your Last Statement

Beginning Balance	4/01/24	47,036.00
Deposits / Misc Credits	2	11,262.93
Withdrawals / Misc Debits	0	.00
** Ending Balance	4/30/24	58,298.93 **
Service Charge		.00
Interest Paid Thru 4/30/24		12.93
Interest Paid Year To Date		32.94
Average Rate / Cycle Days		.28500 / 30

Deposits and Credits

Date	Deposits	Withdrawals	Activity Description
4/10	11,250.00		DataVault Transfer from #0834
4/30	12.93		INTEREST EARNED

Daily Balance Summary

Date	Balance	Date	Balance
4/10	58,286.00	4/30	58,298.93



SOUTH COAST SHORES HOMEOWNERS ASSOCIATION OPTIMUM PROFESSIONAL PROPERTY MANAGEMENT INC. 230 COMMERCE STE 250 IRVINE CA 92602-1338

Page 1 of 12 Branch 010 Account Number: 3121000834 Date 04/30/2024 EM

HOA NON INT CKG Acct 3121000834

Summary of Activity Since Your Last Statement

Summary of activity table with columns: Description, Date, Amount, and Balance. Includes Beginning Balance, Deposits, Withdrawals, Ending Balance, and Service Charge.

Deposits and Credits

Main activity table with columns: Date, Deposits, Withdrawals, and Activity Description. Lists various transactions from 4/01 to 4/08.



SOUTH COAST SHORES HOMEOWNERS ASSOCIATION OPTIMUM PROFESSIONAL PROPERTY MANAGEMENT INC. 230 COMMERCE STE 250 IRVINE CA 92602-1338

Page 2 of 12
Branch 010
Account Number: 3121000834
Date 04/30/2024

EM

Deposits and Credits

Table with 4 columns: Date, Deposits, Withdrawals, Activity Description. Contains 20 rows of deposit entries from 4/08, each for 400.00, with descriptions like '099224574 South Coast Shores Hom South Coast Shor/OwnerDraft'.



SOUTH COAST SHORES HOMEOWNERS ASSOCIATION
OPTIMUM PROFESSIONAL PROPERTY MANAGEMENT INC.
230 COMMERCE STE 250
IRVINE CA 92602-1338

Page 3 of 12
Branch 010
Account Number: 3121000834
Date 04/30/2024

EM

Deposits and Credits

Date	Deposits	Withdrawals	Activity Description
4/08	400.00		South Coast Shor/OwnerDraft 099224644 South Coast Shores Hom
4/08	400.00		South Coast Shor/OwnerDraft 099224372 South Coast Shores Hom
4/08	400.00		South Coast Shor/OwnerDraft 099224323 South Coast Shores Hom
4/08	400.00		South Coast Shor/OwnerDraft 099224629 South Coast Shores Hom
4/08	400.00		South Coast Shor/OwnerDraft 099224398 South Coast Shores Hom
4/08	400.00		South Coast Shor/OwnerDraft 099224362 South Coast Shores Hom
4/08	400.00		South Coast Shor/OwnerDraft 099224378 South Coast Shores Hom
4/08	400.00		South Coast Shor/OwnerDraft 099224380 South Coast Shores Hom
4/08	400.00		South Coast Shor/OwnerDraft 099224349 South Coast Shores Hom
4/08	400.00		South Coast Shor/OwnerDraft 099224549 South Coast Shores Hom
4/08	400.00		South Coast Shor/OwnerDraft 099250419 South Coast Shores Hom
4/08	400.00		South Coast Shor/OwnerDraft 099224330 South Coast Shores Hom
4/08	400.00		South Coast Shor/OwnerDraft 099224575 South Coast Shores Hom
4/08	400.00		South Coast Shor/OwnerDraft 099254489 South Coast Shores Hom
4/08	400.00		PayLease.com/Settlement 00020579272478 Optimum Property Manag
4/08	400.00		South Coast Shor/OwnerDraft 099224443 South Coast Shores Hom
4/08	400.00		South Coast Shor/OwnerDraft 099224579 South Coast Shores Hom
4/08	400.00		South Coast Shor/OwnerDraft 099224435 South Coast Shores Hom
4/08	400.00		South Coast Shor/OwnerDraft 099224492 South Coast Shores Hom
4/08	400.00		South Coast Shor/OwnerDraft



SOUTH COAST SHORES HOMEOWNERS ASSOCIATION OPTIMUM PROFESSIONAL PROPERTY MANAGEMENT INC. 230 COMMERCE STE 250 IRVINE CA 92602-1338

Page 4 of 12
Branch 010
Account Number: 3121000834
Date 04/30/2024

EM

Deposits and Credits

Table with 4 columns: Date, Deposits, Withdrawals, Activity Description. Contains 20 rows of deposit entries from 4/08, each for 400.00, with descriptions like '099227353 South Coast Shores Hom South Coast Shor/OwnerDraft'.



SOUTH COAST SHORES HOMEOWNERS ASSOCIATION
OPTIMUM PROFESSIONAL PROPERTY MANAGEMENT INC.
230 COMMERCE STE 250
IRVINE CA 92602-1338

Page 5 of 12
Branch 010
Account Number: 3121000834
Date 04/30/2024

EM

Deposits and Credits

Date	Deposits	Withdrawals	Activity Description
4/08	400.00		South Coast Shor/OwnerDraft 099224386 South Coast Shores Hom
4/08	400.00		South Coast Shor/OwnerDraft 099224414 South Coast Shores Hom
4/08	400.00		South Coast Shor/OwnerDraft 099224319 South Coast Shores Hom
4/08	400.00		South Coast Shor/OwnerDraft 099241017 South Coast Shores Hom
4/08	400.00		South Coast Shor/OwnerDraft 099224408 South Coast Shores Hom
4/08	400.00		South Coast Shor/OwnerDraft 099224402 South Coast Shores Hom
4/08	400.00		South Coast Shor/OwnerDraft 099224399 South Coast Shores Hom
4/08	400.00		South Coast Shor/OwnerDraft 099224417 South Coast Shores Hom
4/08	400.00		South Coast Shor/OwnerDraft 099236494 South Coast Shores Hom
4/08	400.00		South Coast Shor/OwnerDraft 099232666 South Coast Shores Hom
4/08	400.00		South Coast Shor/OwnerDraft 099224569 South Coast Shores Hom
4/08	400.00		South Coast Shor/OwnerDraft 099239397 South Coast Shores Hom
4/08	400.00		South Coast Shor/OwnerDraft 099224463 South Coast Shores Hom
4/08	400.00		South Coast Shor/OwnerDraft 099224543 South Coast Shores Hom
4/08	400.00		South Coast Shor/OwnerDraft 099224487 South Coast Shores Hom
4/08	400.00		South Coast Shor/OwnerDraft 099224290 South Coast Shores Hom
4/08	400.00		South Coast Shor/OwnerDraft 099224428 South Coast Shores Hom
4/08	400.00		South Coast Shor/OwnerDraft 099230534 South Coast Shores Hom
4/08	400.00		South Coast Shor/OwnerDraft 099224416 South Coast Shores Hom
4/08	400.00		South Coast Shor/OwnerDraft



SOUTH COAST SHORES HOMEOWNERS ASSOCIATION
OPTIMUM PROFESSIONAL PROPERTY MANAGEMENT INC.
230 COMMERCE STE 250
IRVINE CA 92602-1338

Page 6 of 12
Branch 010
Account Number: 3121000834
Date 04/30/2024

EM

Deposits and Credits

Date	Deposits	Withdrawals	Activity Description
4/08	400.00		099224520 South Coast Shores Hom South Coast Shor/OwnerDraft
4/08	400.00		099224612 South Coast Shores Hom South Coast Shor/OwnerDraft
4/08	400.00		099252481 South Coast Shores Hom South Coast Shor/OwnerDraft
4/08	400.00		099224533 South Coast Shores Hom South Coast Shor/OwnerDraft
4/08	400.00		099224358 South Coast Shores Hom South Coast Shor/OwnerDraft
4/08	400.00		099224421 South Coast Shores Hom South Coast Shor/OwnerDraft
4/08	400.00		099229854 South Coast Shores Hom South Coast Shor/OwnerDraft
4/08	400.00		099224384 South Coast Shores Hom South Coast Shor/OwnerDraft
4/08	400.00		099242586 South Coast Shores Hom South Coast Shor/OwnerDraft
4/08	400.00		099224589 South Coast Shores Hom South Coast Shor/OwnerDraft
4/08	1,200.00		099224300 South Coast Shores Hom Optimum Property/Catch CR
4/08	800.00		513626 513626 eKlik
4/09	400.00		HOA LOCKBOX DEPOSIT
4/09	612.96		Optimum Property/Catch CR 513626 513626 eKlik
4/09	1,200.00		PAYLEASE.COM/CREDIT 365640027 Optimum Property Manag PayLease.com/Settlement
4/09	400.00		000020596007322 Optimum Property Manag HOA LOCKBOX DEPOSIT
4/10	800.00		Optimum Property/Catch CR 513626 513626 eKlik
4/10	390.00		HOA LOCKBOX DEPOSIT
4/11	2,000.00		Optimum Property/Catch CR 513626 513626 eKlik
4/11	400.00		HOA LOCKBOX DEPOSIT
4/12	400.00		Optimum Property/Catch CR 513626 513626 eKlik



SOUTH COAST SHORES HOMEOWNERS ASSOCIATION OPTIMUM PROFESSIONAL PROPERTY MANAGEMENT INC. 230 COMMERCE STE 250 IRVINE CA 92602-1338

Page 7 of 12
Branch 010
Account Number: 3121000834
Date 04/30/2024

EM

Deposits and Credits

Table with 4 columns: Date, Deposits, Withdrawals, Activity Description. Contains 16 rows of transaction data including dates from 4/12 to 4/30 and descriptions like PayLease.com/Settlement and HOA LOCKBOX DEPOSIT.

Withdrawals and Debits

Table with 4 columns: Date, Deposits, Withdrawals, Activity Description. Contains 9 rows of transaction data including dates from 4/02 to 4/23 and descriptions like South Coast Shor/Invoice and DataVault Transfer to #1195.



SOUTH COAST SHORES HOMEOWNERS ASSOCIATION OPTIMUM PROFESSIONAL PROPERTY MANAGEMENT INC. 230 COMMERCE STE 250 IRVINE CA 92602-1338

Page 8 of 12 Branch 010 Account Number: 3121000834 Date 04/30/2024

EM

Checks in Check Number Order

Table with 9 columns: Date, Check No, Amount, Date, Check No, Amount, Date, Check No, Amount. Contains 12 rows of check data.

* indicates a break in check number sequence

Daily Balance Summary

Table with 6 columns: Date, Balance, Date, Balance, Date, Balance. Shows daily balance changes from 4/01 to 4/30.

Alliance Association Bank, a division of Western Alliance Bank.
Member FDIC.

PO Box 26237 • Las Vegas, NV 89126-0237

Return Service Requested

Last statement: March 31, 2024
This statement: April 30, 2024
Total days in statement period: 30

SOUTH COAST SHORES HOMEOWNERS ASSOC
C/O OPTIMUM PROFESSIONAL PROPERTY
COD
230 COMMERCE SUITE 250
IRVINE CA 92602-1338

Page 1
XXXXXX2689
(0)

Direct inquiries to:
888-734-4567

Alliance Association Bank
3033 W Ray Road, Ste 200
Chandler AZ 85226

THANK YOU FOR BANKING WITH US!

AAB CD

Account number	XXXXXX2689
Total principal	\$97,164.39
Total current balance	\$99,636.66
Total interest year to date	\$1,653.76

DAILY ACTIVITY

<u>Date</u>	<u>Description</u>	<u>Additions</u>	<u>Subtractions</u>	<u>Balance</u>
03-31	Beginning balance			\$99,213.97
04-16	Interest Credit	422.69		99,636.66
04-30	Ending totals	422.69	.00	\$99,636.66

Thank you for banking with Alliance Association Bank

18101 Von Karman Avenue
Suite 750
Irvine, CA 92612

ADDRESS SERVICE REQUESTED

SOUTH COAST SHORES HOMEOWNERS
ASSOCIATION
C/O OPTIMUM PROPERTY MGMT INC
230 COMMERCE STE 250
IRVINE CA 92602-1338

Managing Your Accounts

-  Toll-Free: (888) 405-4332
-  Online: www.firstfoundationinc.com
-  Mailing: 24181 Ronda Del Rossmoor
Laguna Hills, CA 92653

Summary of Accounts

Account Type	Account Number	Ending Balance
Business Money Market Promo	XXXXXXXXX1197	\$9,985.97

Business Money Market Promo-XXXXXXXXX1197

Account Summary

Date	Description	Amount
04/01/2024	Beginning Balance	\$9,975.78
	1 Credit(s) This Period	\$10.19
	0 Debit(s) This Period	\$0.00
04/30/2024	Ending Balance	\$9,985.97

Interest Summary

Description	Amount
Annual Percentage Yield Earned	1.25%
Interest Days	30
Interest Earned	\$0.00
Interest Paid This Period	\$10.19
Interest Paid Year-to-Date	\$41.84
Earnings Balance	\$9,975.78

Deposits

Date	Description	Amount
04/30/2024	Accr Earning Pymt Added to Account	\$10.19

Daily Balances

Date	Amount	Date	Amount
04/01/2024	\$9,975.78	04/30/2024	\$9,985.97

Overdraft and Returned Item Fees

	Total for this period	Total year-to-date
Total Overdraft Fees	\$0.00	\$0.00
Total Returned Item Fees	\$0.00	\$0.00

Account	6012017797	SOUTH COAST SHO
---------	------------	-----------------

Main

SOUTH COAST SHORES HOMEOWNERS ASSOCIATION C/O OPTIMUM PROPERTY MGMT INC 230 COMMERCE, STE 250 IRVINE CA 92602		TIN 95 2930418 Date of Birth Email kvos@optimumpm.com Work Phone (714)508-9070 Additional	Interest Earn YTD 1,525.27 Interest Earn LYR 1,537.68 Earnings Term 1 Months Next Earnings Date 05/14/2024 Maturity Term 13 Months Next Maturity Date 11/14/2024 Interest Rate 4.6410 Earnings Compound Anticipated Earnings 378.70 Current Balance 99,096.64 Accrued Earnings 214.42 Penalty 2,268.04 Proof/Memo 0.00 Redemption Amt 97,043.02
CIF Comments			
Location	Not Applicable	Owner Corporation	
Type	12-17 Month CD	Account Type C Corporation	
Officer	E Sicat Soufi		

History View History

Date	Maint Date	Description	Amount	Balance	Reference	Reference Account	DC	TC User	Presented	RBS	Basis	Earnings Distr	Tran Date/Time
10/14/2020		Opening Deposit	95,157.00	95,157.00				100	10/14/2020	12539169	0.00	0.00	10/14/2020 5:35:29 I
11/14/2020		Accr Earning Payment	44.46	95,201.46	Added to Acct			111			0.00	0.00	
12/14/2020		Accr Earning Payment	43.05	95,244.51	Added to Acct			111			0.00	0.00	
01/14/2021		Accr Earning Payment	44.50	95,289.01	Added to Acct			111			0.00	0.00	
02/14/2021		Accr Earning Payment	44.52	95,333.53	Added to Acct			111			0.00	0.00	
03/14/2021		Accr Earning Payment	40.23	95,373.76	Added to Acct			111			0.00	0.00	
04/14/2021		Accr Earning Payment	44.56	95,418.32	Added to Acct			111			0.00	0.00	
05/14/2021		Accr Earning Payment	43.14	95,461.46	Added to Acct			111			0.00	0.00	
06/14/2021		Accr Earning Payment	44.60	95,506.06	Added to Acct			111			0.00	0.00	
07/14/2021		Accr Earning Payment	43.18	95,549.24	Added to Acct			111			0.00	0.00	
08/14/2021		Accr Earning Payment	44.64	95,593.88	Added to Acct			111			0.00	0.00	
09/14/2021		Accr Earning Payment	44.66	95,638.54	Added to Acct			111			0.00	0.00	
10/14/2021		Accr Earning Payment	43.24	95,681.78	Added to Acct			111			0.00	0.00	
10/14/2021		Rate Change	0.00	95,681.78	0.5500- 0.2000			60			0.00	0.00	
11/14/2021		Accr Earning Payment	16.25	95,698.03	Added to Acct			111			0.00	0.00	
12/14/2021		Accr Earning Payment	15.73	95,713.76	Added to Acct			111			0.00	0.00	
01/14/2022		Accr Earning Payment	16.26	95,730.02	Added to Acct			111			0.00	0.00	
02/14/2022		Accr Earning Payment	16.26	95,746.28	Added to Acct			111			0.00	0.00	
03/14/2022		Accr Earning Payment	14.69	95,760.97	Added to Acct			111			0.00	0.00	
04/14/2022		Accr Earning Payment	16.27	95,777.24	Added to Acct			111			0.00	0.00	
05/14/2022		Accr Earning Payment	15.75	95,792.99	Added to Acct			111			0.00	0.00	
06/14/2022		Accr Earning Payment	16.27	95,809.26	Added to Acct			111			0.00	0.00	
07/14/2022		Accr Earning Payment	15.75	95,825.01	Added to Acct			111			0.00	0.00	
08/14/2022		Accr Earning Payment	16.28	95,841.29	Added to Acct			111			0.00	0.00	
09/14/2022		Accr Earning Payment	16.28	95,857.57	Added to Acct			111			0.00	0.00	
10/14/2022		Accr Earning Payment	15.76	95,873.33	Added to Acct			111			0.00	0.00	
10/14/2022		Rate Change	0.00	95,873.33	0.2000- 1.0000			60			0.00	0.00	
11/14/2022		Accr Earning Payment	81.46	95,954.79	Added to Acct			111			0.00	0.00	
12/14/2022		Accr Earning Payment	78.90	96,033.69	Added to Acct			111			0.00	0.00	
01/14/2023		Accr Earning Payment	81.60	96,115.29	Added to Acct			111			0.00	0.00	
02/14/2023		Accr Earning Payment	81.67	96,196.96	Added to Acct			111			0.00	0.00	
03/14/2023		Accr Earning Payment	73.82	96,270.78	Added to Acct			111			0.00	0.00	
04/14/2023		Accr Earning Payment	81.80	96,352.58	Added to Acct			111			0.00	0.00	
05/14/2023		Accr Earning Payment	79.23	96,431.81	Added to Acct			111			0.00	0.00	
06/14/2023		Accr Earning Payment	81.93	96,513.74	Added to Acct			111			0.00	0.00	
07/14/2023		Accr Earning Payment	79.36	96,593.10	Added to Acct			111			0.00	0.00	
08/14/2023		Accr Earning Payment	82.07	96,675.17	Added to Acct			111			0.00	0.00	
09/14/2023		Accr Earning Payment	82.14	96,757.31	Added to Acct			111			0.00	0.00	
10/14/2023		Accr Earning Payment	79.56	96,836.87	Added to Acct			111			0.00	0.00	
10/16/2023		Rate Change	0.00	96,836.87	1.0000- 4.6410			60			0.00	0.00	
11/14/2023		Accr Earning Payment	363.04	97,199.91	Added to Acct			111			0.00	0.00	

5/1/24, 5:54 PM

CD Inquiry – SOUTH COAST SHO

12/14/2023	Accr Earning Payment	371.46	97,571.37	Added to Acct	111	0.00	0.00
01/14/2024	Accr Earning Payment	385.33	97,956.70	Added to Acct	111	0.00	0.00
02/14/2024	Accr Earning Payment	386.85	98,343.55	Added to Acct	111	0.00	0.00
03/14/2024	Accr Earning Payment	363.28	98,706.83	Added to Acct	111	0.00	0.00
*04/14/2024	Accr Earning Payment	389.81	99,096.64	Added to Acct	111	0.00	0.00

Account	6012017973	SOUTH COAST SHO
---------	------------	-----------------

Main

SOUTH COAST SHORES HOMEOWNERS ASSOCIATION C/O OPTIMUM PROPERTY MGMT INC 230 COMMERCE, STE 250 IRVINE CA 92602		TIN 95 2930418 Date of Birth Email kvos@optimumpm.com Work Phone (714)508-9070 Additional	Interest Earn YTD 1,906.86 Interest Earn LYR 5,841.80 Earnings Term 1 Months Next Earnings Date 05/01/2024 Maturity Term 13 Months Next Maturity Date 02/01/2025 Interest Rate 3.4400 Earnings Compound Anticipated Earnings 464.09 Current Balance 163,915.53 Accrued Earnings 464.09 Penalty 2,780.73 Proof/Memo 0.00 Redemption Amt 161,598.89
CIF Comments			
Location	Not Applicable	Owner Corporation	
Type	13-25 Mo Promo	Account Type C Corporation	
Officer	E Sicat Soufi		

History View History

Date	Maint Date	Description	Amount	Balance	Reference	Reference Account	DC	TC User	Presented	RBS	Basis	Earnings Distr	Tran Date/Time
12/01/2020		Opening Deposit	155,000.00	155,000.00				100	12/01/2020	12167737	0.00	0.00	12/01/2020 5:15:35 I
01/01/2021		Accr Earning Payment	72.42	155,072.42	Added to Acct			111			0.00	0.00	
02/01/2021		Accr Earning Payment	72.45	155,144.87	Added to Acct			111			0.00	0.00	
03/01/2021		Accr Earning Payment	65.47	155,210.34	Added to Acct			111			0.00	0.00	
04/01/2021		Accr Earning Payment	72.52	155,282.86	Added to Acct			111			0.00	0.00	
05/01/2021		Accr Earning Payment	70.21	155,353.07	Added to Acct			111			0.00	0.00	
06/01/2021		Accr Earning Payment	72.59	155,425.66	Added to Acct			111			0.00	0.00	
07/01/2021		Accr Earning Payment	70.28	155,495.94	Added to Acct			111			0.00	0.00	
08/01/2021		Accr Earning Payment	72.65	155,568.59	Added to Acct			111			0.00	0.00	
09/01/2021		Accr Earning Payment	72.69	155,641.28	Added to Acct			111			0.00	0.00	
10/01/2021		Accr Earning Payment	70.37	155,711.65	Added to Acct			111			0.00	0.00	
11/01/2021		Accr Earning Payment	72.75	155,784.40	Added to Acct			111			0.00	0.00	
12/01/2021		Accr Earning Payment	70.44	155,854.84	Added to Acct			111			0.00	0.00	
12/01/2021		Rate Change	0.00	155,854.84	0.5500- 0.2000			60			0.00	0.00	
01/01/2022		Accr Earning Payment	26.48	155,881.32	Added to Acct			111			0.00	0.00	
02/01/2022		Accr Earning Payment	26.48	155,907.80	Added to Acct			111			0.00	0.00	
03/01/2022		Accr Earning Payment	23.92	155,931.72	Added to Acct			111			0.00	0.00	
04/01/2022		Accr Earning Payment	26.49	155,958.21	Added to Acct			111			0.00	0.00	
05/01/2022		Accr Earning Payment	25.64	155,983.85	Added to Acct			111			0.00	0.00	
06/01/2022		Accr Earning Payment	26.50	156,010.35	Added to Acct			111			0.00	0.00	
07/01/2022		Accr Earning Payment	25.65	156,036.00	Added to Acct			111			0.00	0.00	
08/01/2022		Accr Earning Payment	26.51	156,062.51	Added to Acct			111			0.00	0.00	
09/01/2022		Accr Earning Payment	26.51	156,089.02	Added to Acct			111			0.00	0.00	
10/01/2022		Accr Earning Payment	25.66	156,114.68	Added to Acct			111			0.00	0.00	
11/01/2022		Accr Earning Payment	26.52	156,141.20	Added to Acct			111			0.00	0.00	
12/01/2022		Accr Earning Payment	25.67	156,166.87	Added to Acct			111			0.00	0.00	
12/01/2022		Rate Change	0.00	156,166.87	0.2000- 1.0000			60			0.00	0.00	
12/02/2022		Rate Change	0.00	156,166.87	1.0000- 3.6800			60			0.00	0.00	
01/01/2023		Accr Earning Payment	477.33	156,644.20	Added to Acct			111			0.00	0.00	
02/01/2023		Accr Earning Payment	490.33	157,134.53	Added to Acct			111			0.00	0.00	
03/01/2023		Accr Earning Payment	444.20	157,578.73	Added to Acct			111			0.00	0.00	
04/01/2023		Accr Earning Payment	493.25	158,071.98	Added to Acct			111			0.00	0.00	
05/01/2023		Accr Earning Payment	478.81	158,550.79	Added to Acct			111			0.00	0.00	
06/01/2023		Accr Earning Payment	496.30	159,047.09	Added to Acct			111			0.00	0.00	
07/01/2023		Accr Earning Payment	481.77	159,528.86	Added to Acct			111			0.00	0.00	
08/01/2023		Accr Earning Payment	499.36	160,028.22	Added to Acct			111			0.00	0.00	
09/01/2023		Accr Earning Payment	500.92	160,529.14	Added to Acct			111			0.00	0.00	
10/01/2023		Accr Earning Payment	486.26	161,015.40	Added to Acct			111			0.00	0.00	
11/01/2023		Accr Earning Payment	504.01	161,519.41	Added to Acct			111			0.00	0.00	
12/01/2023		Accr Earning Payment	489.26	162,008.67	Added to Acct			111			0.00	0.00	
01/01/2024		Accr Earning Payment	507.12	162,515.79	Added to Acct			111			0.00	0.00	

01/01/2024	Rate Change	0.00	162,515.79	3.6800– 1.0000	60	0.00	0.00
01/01/2024	Rate Change	0.00	162,515.79	1.0000– 3.4400	60	0.00	0.00
02/01/2024	Accr Earning Payment	475.49	162,991.28	Added to Acct	111	0.00	0.00
03/01/2024	Accr Earning Payment	446.07	163,437.35	Added to Acct	111	0.00	0.00
04/01/2024	Accr Earning Payment	478.18	163,915.53	Added to Acct	111	0.00	0.00
*	Accr Earning Payment	464.09	163,915.53		110	0.00	0.00



Your Ameriprise statement

for April 1, 2024 to April 30, 2024

PREPARED FOR SOUTH COAST SHORES HOMEOWNERS ASSOCIATION

Your personal advising team

Capital Reserve Group

A financial advisory practice of Ameriprise Financial Services, LLC

Cory J Matsumoto

611 Anton Blvd Ste 200

Costa Mesa, CA 92626-7002

714.435.3965

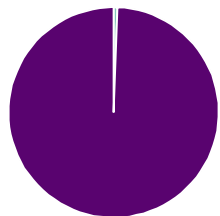
Cory.Matsumoto@comericafinancialadvisors.com

www.ameripriseadvisors.com/team/capital-reserve-group

Value of your investment accounts

	This month	This year
Beginning value	\$120,623.80	\$0.00
Net deposits & withdrawals	\$0.00	\$120,776.45
Dividends, interest & income	\$0.19	\$7.14
Change in value	-\$5.80	-\$165.40
Ending value	\$120,618.19	\$120,618.19

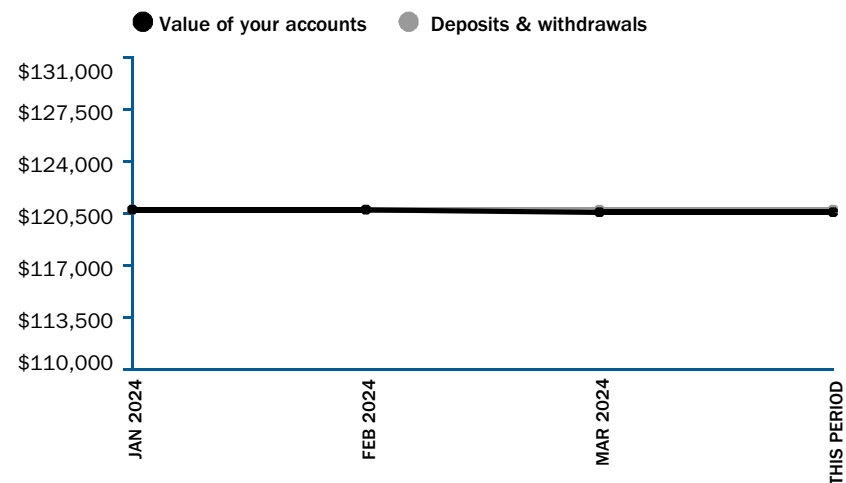
Your asset allocation



Asset class	Value on Apr 30, 2024	Percent of assets
● Cash & cash investments*	\$752.59	0.6%
● Fixed income	\$119,865.60	99.4%
Total assets	\$120,618.19	100%

*Cash investments includes cash held inside pooled investments (e.g. mutual funds), as part of a manager's investment strategy, and is not directly accessible unless you sell some of that investment. For details visit ameriprise.com/allocation.

Value of your investment accounts over time



This chart provides a five-year view of your account values. The black line shows the value of your accounts, while the gray line shows your net contributions (deposits less withdrawals).



Get all the details online at ameriprise.com. Click the Portfolio tab to find your latest account value, activity and asset allocation. Your Ameriprise financial advisor can help you understand how the stated account value shown here may differ from the amount you'd receive if you sold your assets (after any tax withholding, outstanding loans, pending transactions and potential fees).

Powered by
Ameriprise
Financial



Securities offered through Ameriprise Financial Services, LLC. Member FINRA/SIPC.

Ameriprise Brokerage Account

Account #: 0000 3164 0425 0 133


SOUTH COAST SHORES HOMEOWNERS | ASSOCIATION

Investment time frame: 1-3 years; **Risk tolerance:** Conservative; **Investment objective:** Capital Preservation; **Liquidity needs:** 7+ Years
See the Disclosures at the end of your statement for definitions of these suitability terms.

Value of your account

	This period	This year
Beginning value	\$120,623.80	\$0.00
Deposits		
Cash deposits	\$0.00	\$120,776.45
Income		
Interest	\$0.19	\$7.14
Change in value	-\$5.80	-\$165.40
Ending value	\$120,618.19	\$120,618.19

Value of your account over time



Summary of your holdings

Asset	Value of assets	Percent of account
Cash and equivalents	\$752.59	0.6%
Bonds, CDs and structured products	\$119,865.60	99.4%
Ending value	\$120,618.19	100.0%

Your holdings

Description	Ending value this period ⁷	Ending value last period	Net change this period	Estimated	
				Annual income	Yield
Cash and equivalents					
Ameriprise Insured Money Market (AIMMA) ²	\$752.59			\$2.26	0.30%
Ameriprise Bank FSB Minneapolis MN	\$752.59				
Total Cash and equivalents⁵	\$752.59	\$777.40	-\$24.81	\$2.26	

Ameriprise Brokerage Account (continued)

Account #: 0000 3164 0425 0 133

Your holdings - continued

Description	Symbol/ CUSIP	Quantity	X	Market price	Ending value = this period ⁷	Ending value last period	Net change this period	Estimated			
								Total cost basis ¹	Unrealized gain/loss	Annual income	Yield
Bonds, CDs and structured products											
LESS THAN 1 YEAR											
INDUSTRIAL&COML BK CHINA NEW YORK NY CD FDIC #24387 IAM CPN 5.000% DUE 08/02/24 DTD 02/02/24 FC 08/02/2408/02/2024	45581EGF2	120,000.000		\$99.8880	\$119,865.60/ \$1,463.02	\$119,846.40	\$19.20	\$120,003.10	-\$137.50	\$6,000.00	5.01%
Total account holdings					\$120,618.19	\$120,623.80	-\$5.61	\$120,003.10	-\$137.50	\$6,002.26	

¹ Total cost basis reflects the amount you have invested "out-of-pocket" over time plus any automatically reinvested earnings. Each time a new purchase or a sale is made, your Total cost basis is adjusted accordingly. Total cost basis is not a measure of your initial investment amount, but rather an estimate of the unrealized gain or loss on the securities you have purchased. Total cost basis amounts on your statement are provided for informational purposes only and may be incomplete or unavailable for some of your holdings at this time. For investment performance information contact your financial advisor. For tax preparation, please refer to your year-end tax package and consult your tax advisor.

² Ameriprise Insured Money Market Account (AIMMA) deposits are FDIC-insured with applicable limits when placed with program Banks, represent direct obligations of the program Banks, and are not covered by SIPC. AIMMA deposits placed in the Dreyfus money market mutual fund, if applicable, are not FDIC-insured, but rather are securities covered by SIPC. You may opt out of depositing your funds at listed program Banks as outlined in your Other Important Brokerage Disclosures.

⁵ Any balances held in AIMMA, ABISA or a money market mutual fund serving as your sweep account can be liquidated at your request and the proceeds held as cash in the account or remitted to you per your instructions. Annual percentage yield earned (APYE) and interest paid during the statement period are shown in your account activity.

⁷ Ending value amounts for Your holdings represent information posted as of trade date and thus may include transactions that have not settled as of the date of this statement. Total Value is derived from both assets held by the firm in your account, as well as assets held away which is reported for convenience purposes.

The MSRB provides disclosure and offering documents from municipal securities issuers online at www.emma.msrb.org. You can also find: pricing for municipal trades, interest rates, auction results, daily market statistics and educational material about municipal securities.

** Any ratings for municipal bonds are supplied by Standard & Poor's, a division of the McGraw-Hill Companies, Inc, an investment rating provider. Other rating services may rate this security differently. Lack of a rating by Standard & Poor's does not imply the security is not rated as it may be rated by other rating services.

See the Disclosures section of this statement for more information.

Your account activity

Date	Transaction	Description	Symbol/ CUSIP	Quantity	Price	Amount
Income						
04/30/2024	INTEREST	AMERIPRISE INSURED MONEY MARKET ACCOUNT 043024 752 APYE .30%				\$0.19
Fees						
04/22/2024	CHARGE	QTRLY MAINT FEE				-\$25.00

Ameriprise Brokerage Account (continued)

Account #: 0000 3164 0425 0 133

Your account activity - continued

Date	Transaction	Description	Symbol/ CUSIP	Quantity	Price	Amount
Other activity						
04/30/2024	INTEREST REINVEST	AMERIPRISE INSURED MONEY MARKET ACCOUNT				-\$0.19

An investment in money market funds is not insured or guaranteed by the Federal Deposit Insurance Corporation or any other government agency. Although the Fund seeks to maintain the value of your investment at \$1.00 per share, it is possible to lose money by investing in the Fund.

Your cash sweep activity

Date	Transaction	Description	Amount
04/22/2024	SALE	AMERIPRISE INSURED MONEY MARKET ACCOUNT	\$25.00

Additional information about your account

Beginning **May 28, 2024**, the settlement period for trades will be shortened from two days to one day. The shortened trade settlement period is an industry-wide change and reduces risk to investors. Please contact your financial advisor with any questions.

MRDF# UZ51R
#030509
67S#3-4
I# 0430

Additional important disclosures

Throughout these disclosures, Ameriprise Financial Services, LLC, the introducing firm, and American Enterprise Investment Services, Inc., the clearing firm, will be abbreviated as AFS and AEIS respectively. The affiliates RiverSource Life Insurance Co. and RiverSource Life Insurance Co NY will be abbreviated as RVS.

Agreements and disclosures: You may access current versions of documents including agreements, disclosures and fee documentation governing brokerage and managed accounts on our website at ameriprise.com/disclosures.

Check deposits: Checks that should be made payable to AEIS include Ameriprise Brokerage, ONE Financial, Managed Accounts, 529 Plans and Variable Annuities. Checks that should be made payable to AFS include RiverSource Insurance and Annuities, Ameriprise Certificates, Financial Plans and checks for multiple products that do *not* include funds to be sent to Brokerage or a Managed Account. Checks for deposit to an Ameriprise Bank Account should be made payable to the account owner/client or Ameriprise Bank. Checks for deposit into RiverSource Life of New York accounts should be made payable to RiverSource Life of New York. Checks for RAVA 5 accounts that are transfer checks or additional payments should be made out to RiverSource Life Insurance Company. No checks or payments should be made payable to any advisor or their practice as these are not an affiliate or subsidiary of the firm.

Third Party Payments and Cost Reimbursement Services: AEIS performs certain services such as record keeping, administration and shareholder servicing support, applicable platform level eligibility and investment product due diligence, investment research, training and education, client telephonic and other servicing, and other support related functions, such as trading systems, asset allocation and performance reporting tools, and websites and mobile applications (collectively, "Cost Reimbursement Services"). AEIS receives a variety of these payments for Cost Reimbursement Services ("Cost Reimbursement Payments") from investment products sponsored or managed by affiliated investment advisers (e.g., Columbia Management Investment Advisers) and from unaffiliated product companies for investments you make as a result of our recommendations. Cost Reimbursement Payments are received at a higher percentage rate from certain mutual fund firms (described below as "Full Participation Firms"), which may create a conflict of interest or incentive if AFS promotes, or Ameriprise financial advisors recommend, the mutual funds offered by a Full Participation Firm. These payments form a structure referred to as the Ameriprise Financial Mutual Fund Program. Cost Reimbursement Payments are not shared with your financial advisor. Cost Reimbursement Payments for marketing and sales support are also applicable to other investment product categories, such as annuities, insurance, UITs, structured products and alternative investments, such as non-traded REITs/BDCs, hedge fund offerings, managed futures funds, private equity offerings, and real estate private placements. For additional information regarding the compensation amounts and practices of a particular mutual fund, please review all pertinent sales literature, statements of additional information prospectuses, accounts agreements, policies, contracts, and other offering documents, as well as ameriprise.com/guide.

Financial interest in products: AFS and its affiliates have a greater financial interest in the sales of products that they manufacture. AFS and its affiliates receive more revenue from the sale of some financial products and services, particularly those products and services sold under the Ameriprise, Columbia Threadneedle Investments and RVS brands, than for the sale of other products and services.

Suitability terms: **Investment time frame** is the expected period of time you plan to invest to achieve your current financial goal(s). Choices are: less than 1 year, 1-3 years, 4-7 years, 8-10 years and 11+ years. **Risk tolerance** describes your ability to bear the potential of your account losing value in exchange for the potential of higher returns. The higher your risk tolerance, the potential for substantial losses and gains increases. Choices are: Conservative, Moderately conservative, Moderate, Moderately aggressive, and Aggressive. **Investment objective** identifies your intent or planned purpose for the investment dollars in your account. Choices are: Growth, Growth with income, Income, Capital preservation, Speculation, Tax considerations, Education, Estate planning, and Protection. **Liquidity needs** is the period of time from the present until you anticipate needing access to your investment dollars.

In case of errors or questions about your electronic transfers: Call us at 800.862.7919 or write us at Ameriprise Financial, 70100 Ameriprise Financial Center, Minneapolis, MN 55474, promptly if you think your statement or receipt is wrong or if you need more information about a transfer on the statement or receipt. We must hear from you no later than 60 days after we sent you the FIRST statement on which the error or problem appeared.

(1) Tell us: your name and account number (if any).;

(2) Describe the error or the transfer you are unsure about, and explain as clearly as you can why you believe it is an error or why you need more information.

(3) Tell us the dollar amount of the suspected error.

We will investigate your complaint and will correct any error promptly. If we take more than 10 business days (or 20 business days for new accounts) to do this, we will credit your account for the amount you think is in error, so that you will have the use of the money during the time it takes us to complete our investigation. If we ask you to put your complaint or question in writing and we do not receive it within 10 business days, we may not credit your account. We may take up to 45 days to complete our investigation (90 days for transfers involving new accounts, point-of-sale, or foreign-initiated transactions). We will tell you the results within three business days after completing our investigation. If we determine that there was no error, we will send you a written explanation. You may ask for copies of the documents that we used in our investigation.

Non-traded real estate investment trust Distribution Reinvestment Plan (DRIP) customers: If you participate in the DRIP and you experience a material adverse change in your financial condition, promptly notify your financial advisor to discuss continued participation in the DRIP.

Callable securities: When we hold securities which are callable in part on your behalf, you will participate in the impartial lottery allocation system for the called securities in accordance with the provisions of the exchange on which they trade, and in compliance with industry rules. For further details about the allocation process please go to www.ameriprise.com/content/files/AMP_CALLABLE-SECURITIES.PDF

"Covered" securities: A security is considered "covered" and subject to special basis and holding period tax reporting rules under these conditions: 1) Stock, including real estate investment trusts (REITs) acquired on or after Jan. 1, 2011, and not purchased under a dividend reinvestment program 2) Mutual funds and REITs/stocks in a dividend reinvestment program purchased on or after Jan. 1, 2012 (except money market funds) 3) Certain options and debt securities with less complex tax treatment purchased on or after Jan 1, 2014, and 4) Certain options and debt securities with more complex tax treatment purchased on or after Jan 1, 2016. Some securities are not "covered" by definition, see below. When a "covered" investment is sold, we will report the cost basis and holding period of the investment to you and the IRS (in addition to the already-required proceeds information). The cost basis information provided on this statement may not be used for tax reporting purposes. For tax reporting purposes, use the information provided on Form 1099-B, Proceeds from Broker and Barter Exchange Transactions, which will be sent early in the year following the tax year in which the investment was sold.

"Noncovered" securities: "Noncovered" is a term for those securities that are not subject to the required cost basis and holding period reporting described above. Ameriprise Financial provides cost basis and holding period information to clients, but not the IRS, for many "noncovered" securities including "noncovered" equities, mutual funds, exchange-traded funds (ETFs), exchange-traded notes (ETNs), business development corporations (BDCs), unit investment trusts (UITs), real estate investment trusts (REITs), debt instruments, and options acquired before the effective dates listed above. Certain other securities are currently excluded from the cost basis reporting rules, including money market funds, short-term debt instruments, real estate mortgage investments conduits (REMICs) and other mortgage-backed securities, partnerships, trusts, and prepaid forward contracts (including certain structured products). The cost basis information provided for "noncovered" securities may not include changes due to corporate actions (such as mergers, spin-offs, stock dividends or cash dividends in lieu of fractional shares), wash sales, certain mutual fund adjustments, returns of capital, certain adjustments to fixed income securities (including early prepayment of principal, premium amortization, accrual of market discount or

original issue discount), or transfers of existing positions into Ameriprise by new or existing clients. Ameriprise is not responsible for "noncovered" cost basis information, and will not verify cost basis information that is provided by someone else (including a client, an advisor or another entity, such as a broker) or is the result of a transfer between persons (including inheritance, gift, divorce, distributions from a trust, shares used to repay a loan, etc.). It also will not verify "noncovered" cost basis information obtained through corporate acquisitions by Ameriprise. For transactions related to any of these activities for "noncovered" shares, review your records and consult your tax advisor when preparing your tax return.

Free credit balance: In general, a free credit balance represents cash held in your brokerage or managed account that is payable upon your demand which, although properly accounted for on our books, may at times not be segregated and may be used by AEIS, in the conduct of its business. We may, but are not obligated to, pay you interest on any available free credit balances, and we may earn income from the balances as compensation for servicing your account.

Order Routing Policy and compensation for order handling: Some market centers or broker-dealers may execute orders at prices superior to the publicly quoted market. AEIS considers a number of factors in its decision process as to the exchanges and market centers to which it directs its customer orders for execution. These factors include but are not limited to: the speed of execution; the opportunity for price improvement; liquidity enhancement opportunities; trading characteristics of the particular individual security; and size of the order. AEIS currently does not receive payment for directing orders; however, AEIS reserves the right to receive remuneration for directing orders to a particular broker or dealer for execution. The source and amount of remuneration, if any, received by AEIS will be furnished upon written request. Payment for order flow is not a factor considered when routing orders. For more detailed information, please visit our Order Routing Report published quarterly on ameriprise.com. Please contact us at 800.862.7919 to obtain a printed copy of our Order Routing Report at no cost, or for further details regarding the routing of any specific order. The link to the SEC 606 Order Routing Report can be found at ameriprise.com/606.

Brokerage mutual fund purchases: When you purchase certain mutual funds at NAV, on selling your shares, you may pay a sales charge. For the charge and other fees, see the prospectus.

Equity Dividend Reinvestment Program (DRIP) customers: Transactions to purchase shares for the DRIP program, where offered, are executed on a riskless principal basis by AEIS. Details of your DRIP transactions are available on written request to AEIS.

Fractional Shares and Liquidation Process: Where your statement indicates a transaction that involved less than one full share of an equity, ETF, preferred or closed-end fund, as well as UITs ("Fractional Share"), AFS and AEIS sold and liquidated the Fractional Share(s) as a client-directed principal transaction on your behalf in accordance with the Ameriprise Brokerage Agreement and, if you have a Managed Account, per the liquidation process outlined in your Custom Advisory Relationship Agreement or the applicable Managed Account Client Agreement.

Assets held outside your brokerage account: Certain assets purchased through AFS are displayed on this statement as a courtesy to you, even though the assets are held at a third party, and not custodied in your brokerage account. These products may include but are not limited to annuities and insurance products, hedge fund offerings, private equity offerings, managed futures funds, exchange funds, real estate private placements, DST/TICs, and certain 529 plans. Ownership records for these products, valuation information, and SIPC coverage, if applicable, are the responsibility of the company holding the assets, and not AFS or AEIS.

The Value of your accounts over time on the first page of your statement reports the following information:

1) The ending value of your portfolio for applicable dates going back (up to) five years. The gray line shows the net value of your deposits and withdrawals, dating back (up to) five years. Note:

- The gray line does not reflect additions or surrenders for third-party annuities linked to your brokerage account prior to Jan. 1, 2017.
- The gray line does not reflect additions or surrenders from any whole life insurance policies.
- If your portfolio was established on Dec. 31, 2012 or earlier, the gray line starting point was your portfolio value on Jan. 1, 2013. The gray line shows your portfolio value on Jan. 1, 2013 PLUS additions since that time MINUS withdrawals since that time.

Activity for this period: transaction(s) that have not yet settled by the date of this statement will appear on your next statement.

Disclosure for persons without a financial advisor: Mutual funds can be purchased through AFS. For direct purchases AFS will retain all sales charges and 12b-1 fees.

SOUTH COAST SHORES HOMEOWNERS ASSOCIATION

This Page Intentionally Left Blank

Messages for you

We're committed to your online security and have two steps you can take to make it even stronger. Consider enrolling in text alerts and 2-step verification today. To sign up, simply log in to the secure site on ameriprise.com and click on Profile by your name in the upper right corner. Choose Alerts to turn on text alerts and select Security Settings to set up 2-step verification.

In addition to our sophisticated prevention and detection techniques to identify and stop security breaches, taking these two steps can help enhance your security even more.

Important disclosures

Capital Reserve Group is a financial advisory practice of Ameriprise Financial Services, LLC. **Please review your statement carefully.** Report any inaccuracies or discrepancies immediately to the appropriate legal entity outlined below. Any oral communication should be re-confirmed in writing to us to protect your rights, including your rights under the Securities Investor Protection Act. Please notify us promptly in writing of any change of address. In addition, should any material change occur in your investment objectives or financial situation, we request prompt notification to ensure we maintain the most up-to-date background and financial information.

These entities are wholly owned subsidiaries of Ameriprise Financial, Inc. All may be contacted at 800.862.7919 unless otherwise noted below.

American Enterprise Investment Services, Inc (AEIS), the clearing broker-dealer, member FINRA and SIPC, is responsible for the summary pages and each statement for brokerage or managed account products, including securities positions and free credit balances. Direct inquiries to 70400 Ameriprise Financial Center, Minneapolis, MN 55474. A financial statement for this organization is available for your personal inspection at its offices, or a copy of it will be mailed upon your written request.

Ameriprise Financial Services, LLC (AFS), the introducing broker-dealer, member FINRA and SIPC is responsible for Financial Planning Service product pages. Brokerage accounts, investment, and financial advisory services are introduced by and made available through AFS. Direct inquiries (including a problem with, or a complaint about your financial advisor, or unauthorized activity in your account(s)) to 70100 Ameriprise Financial Center, Minneapolis, MN 55474-0507.

Ameriprise Trust Company (ATC) is a passive custodian for tax qualified accounts including IRAs. ATC outsources all custody of IRA assets to the other regulated custodians.

Ameriprise Bank, FSB (Bank), Member FDIC, is responsible for banking products including deposit and lending accounts. Investment products are not insured by the FDIC, NCUA or any federal agency, are not deposits or obligations of, or guaranteed by any financial institution, and involve investment risks including possible loss of principal and fluctuation in value.

Ameriprise Certificate Company, the certificate product issuer, is responsible for Ameriprise Certificate Products and those products are distributed and serviced by AFS.

RiverSource Life Insurance Company and RiverSource Life Insurance Co. of New York (collectively RVS) are responsible for RiverSource insurance and annuity products. Direct inquiries to RiverSource Life Insurance Co. of NY to 800.541.2251.

Municipal securities: AEIS and AFS are registered with the U.S. Securities and Exchange Commission and the Municipal Securities Rulemaking Board (MSRB). The MSRB makes available at its website, www.msrb.org, an investor brochure, which describes the protections that may be provided by the MSRB, and how to file a complaint regarding municipal securities with the appropriate regulatory authority.

Not a Bank: AEIS, AFS, ATC, Ameriprise Certificate Company and RVS are not banks. Investment products are not insured by the FDIC, NCUA or any federal agency, are not deposits or obligations of, or guaranteed by any financial institution, and involve investment risks including possible loss of principal and fluctuations in value.

This document was delivered via U.S. Mail

This statement is eligible for online delivery.

Go to www.ameriprise.com/edelivery to get started.

Ameriprise online statements are available in color and archived for seven years.


Questions? We're here to help. 800.862.7919

For information on how to read your statement, please visit

www.ameriprise.com/microsite/statement



Ameriprise Financial Services, LLC
70100 Ameriprise Financial Center | Minneapolis, MN 55474



SOUTH COAST SHORES HOMEOWNERS ASSOCIATION
230 COMMERCE STE 250
IRVINE CA 92602-1338



164178



Central Bank Operations - DAC02
 P.O. Box 27131
 Raleigh, NC 27611-7131

OPTIMUM

MAY 08 2024

Received



IM
926

000000382 FCBTSTM2050124330819 01 000000 001692 003

**SOUTH COAST SHORES HOMEOWNERS ASSOC
 BY OPTIMUM PROFESSIONAL PROP MGMT INC
 HOMEOWNERS ASSOC
 C/O OPTIMUM PROF PROP MGMT INC
 230 COMMERCE STE 250
 IRVINE CA 92602-1338**



Your Account(s) At A Glance	
Savings Balance	0.00

Statement Period: April 1, 2024 Thru April 30, 2024

Account Number: 001813012212



Premium Money Market Savings

Account Number: 001813012212

Enclosures In Statement: 0

Beginning Balance	60,290.90+	Statement Period Days	30
0 Deposits	0.00	Average Collected Balance	44,213.00+
0 Other Credits	0.00	Interest Rate on Statement Day	0.30%
Interest Earned This Period	0.00	Total Interest Earned YTD	67.42+
1 Checks	60,290.90-		
0 Other Debits	0.00		
Monthly Service Charge	0.00		
Ending Balance	0.00		

Checks Paid From Your Account

Check No.	Date	Amount
	04-23	60,290.90

*Prior Check Number(s) Not Included or Out of Sequence.

Daily Balance Summary

Date	Balance
04-23	0.00

An updated Treasury Management Services Master Service Agreement (MSA) is now available for review. The new language can be found in section IV, Treasury Management Services, sub-sections: 1.4, ACH Services (Data Exchange Service), Definitions and 1.19, ACH Services (Data Exchange Service), Requirements as to Nested Third-Party Senders. To view the agreement, visit www.FirstCitizens.com/tms-msa.pdf. Special provisions apply for government entities. Contact your Relationship Manager to request a copy of the agreement.



Direct Customer Inquiry Calls To
 Personal 1-888-323-4732
 Business 1-866-322-4249

000000382 01144 0001-0003 DCBTSSTM2050124330819 00 L 00001692



BANC OF CALIFORNIA

3 MacArthur Place
Santa Ana, California 92707

RETURN SERVICE REQUESTED

>000629 7105217 0001 92462 10Z

00904949
MSP 2553
SOUTH COAST SHORES HOMEOWNERS ASSOC
230 COMMERCE STE 250
IRVINE CA 92602-1338

Statement Ending 04/30/2024

Page 1 of 2

OPTIMUM

MAY 06 2024

Received

Managing Your Accounts



Client Services (877) 770-BANC (2262)



Online Banking bancofcal.com



Final Statement

Summary of Accounts

Account Type	Account Number	Ending Balance
ONE Business Checking	XXXXXXXX5433	\$0.00

ONE Business Checking-XXXXXXXX5433

Account Summary

Date	Description	Amount
03/30/2024	Beginning Balance	\$125,811.12
	0 Credit(s) This Period	\$0.00
	1 Debit(s) This Period	\$125,811.12
04/30/2024	Ending Balance	\$0.00

Interest Summary

Description	Amount
Annual Percentage Yield Earned	0.00%
Interest Days	0
Interest Earned	\$0.00
Interest Paid This Period	\$0.00
Interest Paid Year-to-Date	\$6.27
Average Ledger Balance	\$0.00
Average Available Balance	\$0.00

Other Debits

Date	Description	Amount
04/25/2024	ESCHEATMENT 2019	\$125,811.12

Daily Balances

Date	Amount
04/25/2024	\$0.00

Overdraft and Non-Sufficient Funds Fees

	Total for this period	Total year-to-date
Total Overdraft Fees	\$0.00	\$0.00
Total NSF Returned Item Fees	\$0.00	\$0.00

