

South Coast Shores Homeowners Association

Financial Reports



May
2025

South Coast Shores Homeowners Association

Community Financial Overview

May 31, 2025

Cash

	Current Mo.	Change	
Operating	\$291,193	\$14,795	↑
Reserves	\$819,636	\$9,068	↑
Adequate Operating Cash?		Yes	
Amount Due to Reserves		\$0	
Repayment in Progress?		N/A	

\$291,193	\$82,067
Operating Cash Balance	Minimum Recommended Balance

Impending Investment Maturities		
Bank	G/L Acct	Maturity
Comerica	10704	08/28/25
Alliance	15055	08/17/25
First Foundation	15097	06/17/25

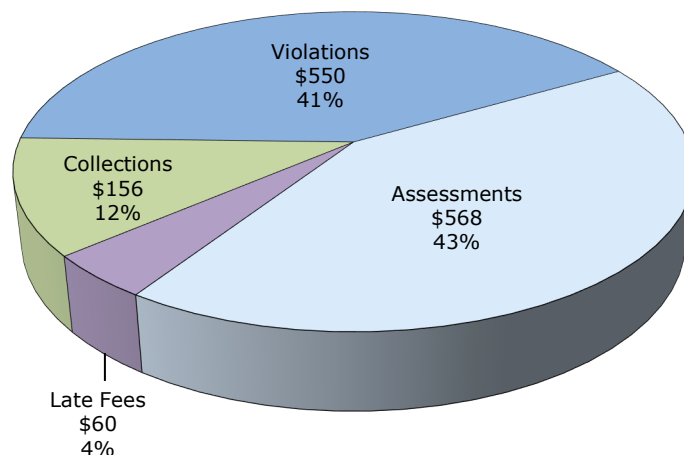
Reinvest funds into CDs after evaluating the amount of reserve cash needed for upcoming projects

Uninsured Cash Balances		
Bank	Total Cash in Bank	Uninsured Portion
Pacific Premier	\$412,377	\$162,377

Uninsured amounts are at risk if the bank fails. To avoid potential losses, transfer funds to a different bank as soon as possible.

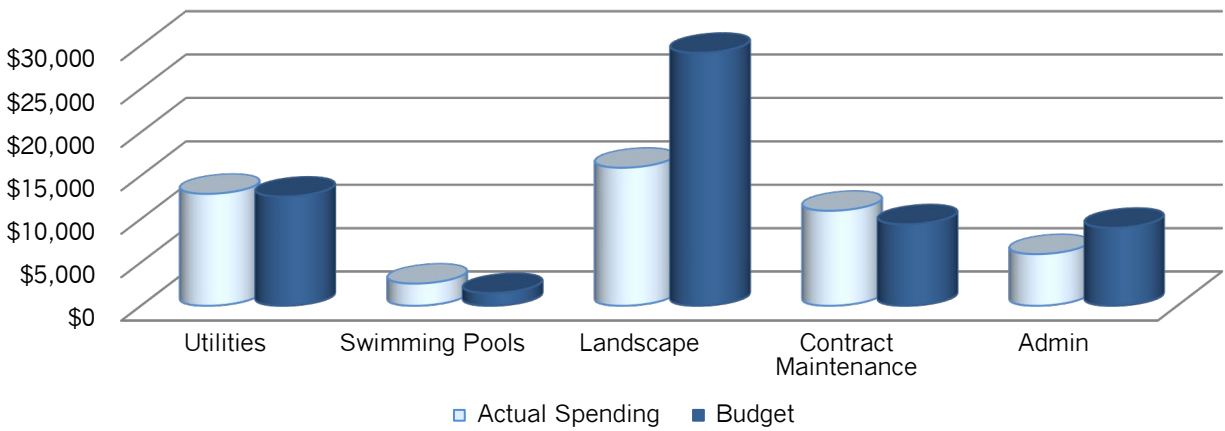
Assessments Receivable

Balance Breakdown



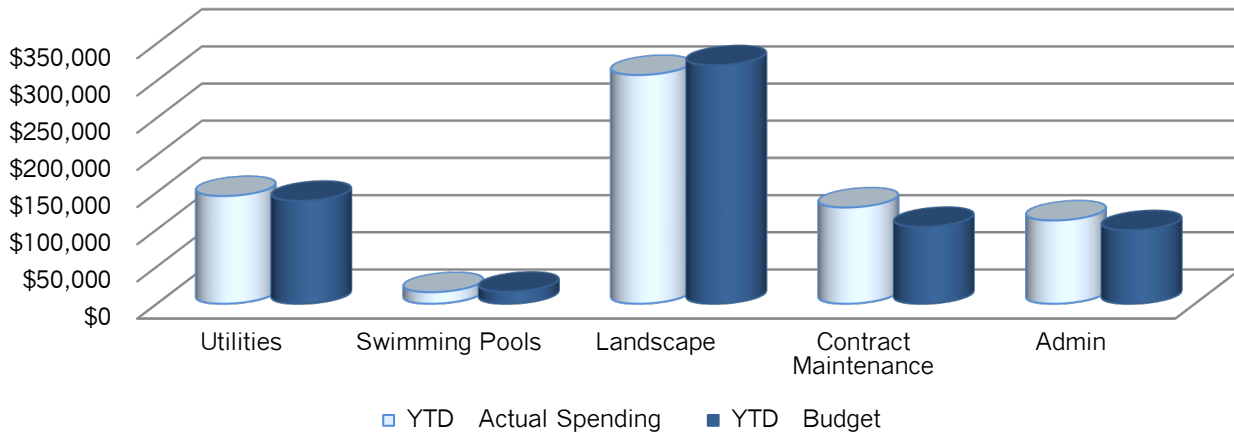
South Coast Shores Homeowners Association Community Financial Overview

Current Month



In the month of May, the Association spent \$319 more than the budget projected on Utilities, \$1,089 more on Swimming Pools, and \$1,556 on Contract Maintenance.

Year-to-Date



For more details of spending, please see the enclosed Statement of Expenses.

Comments:

N/A

South Coast Shores Homeowners Association

Balance Sheet as of 5/31/2025

Assets	Operating	Reserve	Total
Operating: Cash & Investments			
10100 - Pacific Premier Bank Op x0834	\$215,472.13		\$215,472.13
10310 - Comerica Op x0425	\$1,720.85		\$1,720.85
10704 - Comerica - Clear Fork Bank Mat. 08-28-25 4.3% 6 Months	\$74,000.00		\$74,000.00
Total Operating: Cash & Investments	\$291,192.98		\$291,192.98
Operating: Receivables			
11150 - Accounts Receivable	\$1,333.57		\$1,333.57
11190 - Less Allowance For Past Due Accts	(\$766.17)		(\$766.17)
Total Operating: Receivables	\$567.40		\$567.40
Reserves: Cash			
14100 - Pacific Premier Bank MMA x1195		\$196,905.03	\$196,905.03
14200 - FCB MMA x2212		\$60,444.84	\$60,444.84
14210 - First Foundation MMA x1197		\$10,104.33	\$10,104.33
14300 - Banc of CA MMA x5433 - UNCLAIMED PROPERTY		\$125,811.12	\$125,811.12
Total Reserves: Cash		\$393,265.32	\$393,265.32
Reserves: Investments			
15050 - First Foundation x7973 Mat.03-01-2026 3.440 % 13mths		\$170,936.96	\$170,936.96
15055 - Alliance x2689 Mat. 08-17-2025 4.4% 11mths		\$104,700.52	\$104,700.52
15070 - First Foundation x7797 Mat. 12-14-2025 4.16% 13mths		\$103,943.28	\$103,943.28
15097 - First Foundation x5354 Mat. 06-17-2025 4.88% 9mths		\$46,789.55	\$46,789.55
Total Reserves: Investments		\$426,370.31	\$426,370.31
Total Assets	\$291,760.38	\$819,635.63	\$1,111,396.01

South Coast Shores Homeowners Association

Balance Sheet as of 5/31/2025

Liabilities / Equity	Operating	Reserve	Total
Liabilities			
20200 - Accrued Expenses	\$15.00		\$15.00
21120 - Deposits: Clubhouse	\$925.00		\$925.00
21500 - Prepaid Assessments	\$12,688.30		\$12,688.30
Total Liabilities	\$13,628.30		\$13,628.30
Reserve Fund Balances			
33600 - General Reserves		\$803,085.72	\$803,085.72
38990 - Interest		\$16,549.91	\$16,549.91
Total Reserve Fund Balances		\$819,635.63	\$819,635.63
Equity			
39900 - Prior Year Surplus (Deficit)	\$346,193.30		\$346,193.30
39950 - Current Year Surplus (Deficit)	(\$68,061.22)		(\$68,061.22)
Total Equity	\$278,132.08		\$278,132.08
Total Liabilities / Equity	\$291,760.38	\$819,635.63	\$1,111,396.01

South Coast Shores Homeowners Association

Statement of Revenues and Expenses 5/1/2025 - 5/31/2025

	Current Period			Year To Date			Annual Budget
	Actual	Budget	Variance	Actual	Budget	Variance	
Operating Income							
Revenue							
40100 - Assessments	72,800.00	72,800.00	-	800,800.00	800,800.00	-	873,600.00
40300 - Attorney Reimbursement Fees	-	-	-	1,002.71	-	1,002.71	-
40500 - Clubhouse Rental	500.00	-	500.00	2,050.00	-	2,050.00	-
40600 - Collection Fees	35.00	-	35.00	810.00	-	810.00	-
40800 - Interest Charges	.10	-	.10	16.45	-	16.45	-
40900 - Key Fees	-	-	-	75.00	-	75.00	-
41000 - Late Charges	20.00	-	20.00	214.00	-	214.00	-
41600 - Transmitters	-	-	-	591.00	-	591.00	-
41700 - Violation Fines	-	-	-	(100.00)	-	(100.00)	-
44010 - Interest Income	1,570.81	-	1,570.81	21,293.74	-	21,293.74	-
Total Revenue	74,925.91	72,800.00	2,125.91	826,752.90	800,800.00	25,952.90	873,600.00
Total Income	74,925.91	72,800.00	2,125.91	826,752.90	800,800.00	25,952.90	873,600.00

Operating Expense

Utility Expenses							
50200 - Electricity	3,087.99	3,666.67	578.68	43,046.93	40,333.37	(2,713.56)	44,000.00
50300 - Gas	1,420.05	1,000.00	(420.05)	9,363.53	11,000.00	1,636.47	12,000.00
50400 - Refuse Removal	7,731.17	7,291.67	(439.50)	85,042.87	80,208.37	(4,834.50)	87,500.00
50700 - Telephone - Entry Gates	199.80	200.00	.20	1,955.80	2,200.00	244.20	2,400.00
50800 - Water	454.98	416.67	(38.31)	5,375.32	4,583.37	(791.95)	5,000.00
Total Utility Expenses	12,893.99	12,575.01	(318.98)	144,784.45	138,325.11	(6,459.34)	150,900.00

Pool / Spa Expenses							
55100 - Pool / Spa: Service Contract	560.00	635.00	75.00	6,910.00	6,985.00	75.00	7,620.00
55300 - Pool / Spa: Supplies	766.10	333.33	(432.77)	5,091.32	3,666.63	(1,424.69)	4,000.00
55400 - Equipment Repairs	1,227.33	416.67	(810.66)	1,875.77	4,583.37	2,707.60	5,000.00
55500 - Health Department Fees	-	79.33	79.33	1,668.00	872.63	(795.37)	952.00
Total Pool / Spa Expenses	2,553.43	1,464.33	(1,089.10)	15,545.09	16,107.63	562.54	17,572.00

Landscape Expenses							
60100 - Landscape: Service Contract	15,752.28	15,752.58	.30	173,990.98	173,278.38	(712.60)	189,030.94
60200 - Landscape: Extras	150.00	1,622.08	1,472.08	34,180.10	17,842.88	(16,337.22)	19,465.01
60300 - Landscape: Replacement	-	3,433.33	3,433.33	1,205.00	37,766.63	36,561.63	41,200.00
60540 - Landscape: Mulch	-	1,125.00	1,125.00	-	12,375.00	12,375.00	13,500.00
60800 - Irrigation: Repairs / Maintenance	-	4,320.00	4,320.00	53,962.00	47,520.00	(6,442.00)	51,840.00
61075 - Swans	-	62.50	62.50	170.00	687.50	517.50	750.00
61100 - Tree Trimming	-	2,829.08	2,829.08	44,012.00	31,119.88	(12,892.12)	33,949.00
Total Landscape Expenses	15,902.28	29,144.57	13,242.29	307,520.08	320,590.27	13,070.19	349,734.95

Contracts, Maint. & Repair Expenses							
70100 - Access Gate Repairs	85.00	625.00	540.00	10,839.75	6,875.00	(3,964.75)	7,500.00
70600 - Common Area: Maintenance	-	2,083.33	2,083.33	41,934.91	22,916.63	(19,018.28)	25,000.00

South Coast Shores Homeowners Association

Statement of Revenues and Expenses 5/1/2025 - 5/31/2025

	Current Period			Year To Date			Annual Budget
	Actual	Budget	Variance	Actual	Budget	Variance	
Operating Expense							
71400 - Fire Safety	-	143.33	143.33	756.00	1,576.63	820.63	1,720.00
72500 - Janitorial: Service Contract	3,943.00	1,197.00	(2,746.00)	13,714.00	13,167.00	(547.00)	14,364.00
72600 - Janitorial: Supplies/Extras	215.00	60.00	(155.00)	555.00	660.00	105.00	720.00
72700 - Keys & Locks	-	25.00	25.00	150.00	275.00	125.00	300.00
72900 - Lighting: Repairs / Supplies	569.94	333.33	(236.61)	6,141.52	3,666.63	(2,474.89)	4,000.00
73200 - Patrol Service	1,647.47	1,123.00	(524.47)	13,007.87	12,353.00	(654.87)	13,476.00
73300 - Pest & Rodent Control: Contract	281.00	260.00	(21.00)	3,091.00	2,860.00	(231.00)	3,120.00
73400 - Pest & Rodent Control: Extras	-	166.67	166.67	-	1,833.37	1,833.37	2,000.00
74600 - Street Sweeping	-	1,268.00	1,268.00	13,136.78	13,948.00	811.22	15,216.00
74915 - Waterscape Maintenance	4,200.00	2,100.00	(2,100.00)	26,073.01	23,100.00	(2,973.01)	25,200.00
Total Contracts, Maint. & Repair Expenses	10,941.41	9,384.66	(1,556.75)	129,399.84	103,231.26	(26,168.58)	112,616.00
General & Administrative Expenses							
80400 - Audit / Tax Returns	-	106.25	106.25	1,325.00	1,168.75	(156.25)	1,275.00
80500 - Collection / Bad Debt Expense	-	-	-	(1,033.83)	-	1,033.83	-
80600 - Bank Charges	-	-	-	112.01	-	(112.01)	-
80700 - Collection Expenses	20.00	166.67	146.67	1,262.77	1,833.37	570.60	2,000.00
81200 - Insurance	-	3,881.83	3,881.83	52,905.00	42,700.13	(10,204.87)	46,582.00
81700 - Insurance: Workers Comp	-	33.33	33.33	-	366.63	366.63	400.00
81900 - Legal Service	-	333.33	333.33	1,553.43	3,666.63	2,113.20	4,000.00
82400 - Operating Contingency	-	104.42	104.42	1,571.12	1,148.62	(422.50)	1,253.05
82600 - Printing / Mailing / Supplies	553.42	583.33	29.91	9,834.65	6,416.63	(3,418.02)	7,000.00
82700 - Professional Management: Contract	3,275.00	3,275.00	-	36,025.00	36,025.00	-	39,300.00
82800 - Miscellaneous Administration	186.00	208.33	22.33	2,643.40	2,291.63	(351.77)	2,500.00
83000 - Reserve Study	1,915.00	72.08	(1,842.92)	1,915.00	792.88	(1,122.12)	865.00
83100 - Tax: Federal	-	137.50	137.50	66.20	1,512.50	1,446.30	1,650.00
83200 - Tax: State	-	79.33	79.33	3,785.00	872.63	(2,912.37)	952.00
Total General & Administrative Expenses	5,949.42	8,981.40	3,031.98	111,964.75	98,795.40	(13,169.35)	107,777.05
Contributions to Reserves							
93600 - General Reserves	11,250.00	11,250.00	-	169,050.00	123,750.00	(45,300.00)	135,000.00
98990 - Interest	1,570.59	-	(1,570.59)	16,549.91	-	(16,549.91)	-
Total Contributions to Reserves	12,820.59	11,250.00	(1,570.59)	185,599.91	123,750.00	(61,849.91)	135,000.00
Total Expense	61,061.12	72,799.97	11,738.85	894,814.12	800,799.67	(94,014.45)	873,600.00
Operating Net Total	13,864.79	.03	13,864.76	(68,061.22)	.33	(68,061.55)	-
Net Total	13,864.79	.03	13,864.76	(68,061.22)	.33	(68,061.55)	-

South Coast Shores Homeowners Association

Reserve Summary For 5/1/2025 - 5/31/2025

	Beginning Balance	Contributions	Expenditures	Transfers	Ending Balance	Budget	Variance
33600 - General Reserves	795,588.72	11,250.00	(3,753.00)	-	803,085.72	11,250.00	-
38990 - Interest	14,979.32	1,570.59	-	-	16,549.91	-	1,570.59
Net Total	\$810,568.04	\$12,820.59	(\$3,753.00)	-	\$819,635.63	\$11,250.00	\$1,570.59

South Coast Shores Homeowners Association

Reserve Summary For 7/1/2024 - 5/31/2025

	Beginning Balance	Contributions	Expenditures	Transfers	Ending Balance	Budget	Variance
33600 - General Reserves	642,172.28	123,750.00	(8,136.56)	45,300.00	803,085.72	123,750.00	-
38990 - Interest	-	16,549.91	-	-	16,549.91	-	16,549.91
Net Total	\$642,172.28	\$140,299.91	(\$8,136.56)	(\$45,300.00)	\$819,635.63	\$123,750.00	\$16,549.91

South Coast Shores Homeowners Association

Summary Statement of Revenues and Expenses For 5/31/2025

	Jul	Aug	Sep	Oct	Nov	Dec	Jan	Feb	Mar	Apr	May	Jun	Total
Operating Income													
Revenue													
40100 - Assessments	72,800	72,800	72,800	72,800	72,800	72,800	72,800	72,800	72,800	72,800	72,800	-	800,800
40300 - Attorney Reimbursement Fees	-	-	1,003	-	-	-	-	-	-	-	-	-	1,003
40500 - Clubhouse Rental	-	400	-	-	375	-	525	-	-	250	500	-	2,050
40600 - Collection Fees	-	150	185	185	-	35	-	220	-	-	35	-	810
40800 - Interest Charges	4	2	(8)	4	-	2	-	8	2	2	-	-	16
40900 - Key Fees	-	50	25	-	-	-	-	-	-	-	-	-	75
41000 - Late Charges	60	18	(34)	50	-	30	10	50	10	-	20	-	214
41600 - Transmitters	35	35	140	130	-	105	35	-	35	76	-	-	591
41700 - Violation Fines	-	-	(100)	-	-	-	-	-	-	-	-	-	-100
44010 - Interest Income	1,296	4,391	1,371	1,445	1,521	1,424	1,487	3,706	917	2,151	1,571	-	21,278
Total Revenue	74,195	77,846	75,381	74,614	74,696	74,396	74,857	76,784	73,764	75,279	74,926	-	826,738
Total Income	74,195	77,846	75,381	74,614	74,696	74,396	74,857	76,784	73,764	75,279	74,926	-	826,738

Operating Expense

Utility Expenses													
50200 - Electricity	4,700	5,745	5,249	5,318	3,325	3,275	3,307	3,375	2,884	2,782	3,088	-	43,047
50300 - Gas	865	440	459	688	1,165	2,091	560	528	589	559	1,420	-	9,364
50400 - Refuse Removal	7,731	7,731	7,731	7,731	7,731	15,462	-	7,731	7,731	7,731	7,731	-	85,043
50700 - Telephone - Entry Gates	168	178	178	168	178	178	178	346	10	176	200	-	1,956
50800 - Water	1,114	-	484	-	465	-	484	1,926	446	-	455	-	5,375
Total Utility Expenses	14,578	14,094	14,102	13,904	12,863	21,006	4,529	13,906	11,661	11,248	12,894	-	144,784
Pool / Spa Expenses													
55100 - Pool / Spa: Service Contract	710	710	710	710	1,270	-	560	560	560	560	560	-	6,910
55300 - Pool / Spa: Supplies	593	575	784	977	622	-	-	-	655	119	766	-	5,091
55400 - Equipment Repairs	-	-	-	-	36	-	-	-	613	-	1,227	-	1,876
55500 - Health Department Fees	-	-	-	-	-	1,668	-	-	-	-	-	-	1,668
Total Pool / Spa Expenses	1,303	1,285	1,494	1,687	1,928	1,668	560	560	1,827	679	2,553	-	15,545

South Coast Shores Homeowners Association

Summary Statement of Revenues and Expenses For 5/31/2025

	Jul	Aug	Sep	Oct	Nov	Dec	Jan	Feb	Mar	Apr	May	Jun	Total
Operating Expense													
Landscape Expenses													
60100 - Landscape: Service Contract	15,147	15,753	15,753	17,071	15,753	15,753	15,753	15,753	15,753	15,753	15,752	-	173,991
60200 - Landscape: Extras	1,140	7,958	3,130	1,237	3,976	9,795	1,756	804	4,084	150	150	-	34,180
60300 - Landscape: Replacement	-	-	-	-	-	-	-	1,205	-	-	-	-	1,205
60800 - Irrigation: Repairs / Maintenance	1,574	2,749	651	2,081	2,458	37,905	1,422	1,152	2,072	1,898	-	-	53,962
61075 - Swans	170	-	-	-	-	-	-	-	-	-	-	-	170
61100 - Tree Trimming	5,700	-	2,430	-	1,170	33,933	-	-	779	-	-	-	44,012
Total Landscape Expenses	23,731	26,460	21,964	20,389	23,357	97,386	18,931	18,914	22,688	17,801	15,902	-	307,520
Contracts, Maint. & Repair Expenses													
70100 - Access Gate Repairs	228	665	2,125	2,115	440	3,615	541	470	85	471	85	-	10,840
70600 - Common Area: Maintenance	7,171	1,159	425	18,020	1,809	1,782	6,191	5,093	285	-	-	-	41,935
71400 - Fire Safety	-	-	-	-	-	-	756	-	-	-	-	-	756
72500 - Janitorial: Service Contract	1,232	1,287	1,232	1,197	1,197	1,197	1,197	1,232	-	-	3,943	-	13,714
72600 - Janitorial: Supplies/Extras	-	-	-	35	60	35	210	-	-	-	215	-	555
72700 - Keys & Locks	-	150	-	-	-	-	-	-	-	-	-	-	150
72900 - Lighting: Repairs / Supplies	1,895	1,011	657	-	-	-	-	966	1,043	-	570	-	6,142
73200 - Patrol Service	1,123	1,123	1,123	-	2,245	1,123	1,123	1,167	1,167	1,167	1,647	-	13,008
73300 - Pest & Rodent Control: Contract	281	281	281	281	281	281	281	281	281	281	281	-	3,091
74600 - Street Sweeping	1,268	1,319	1,319	-	1,319	1,319	1,319	1,319	1,319	2,638	-	-	13,137
74915 - Waterscape Maintenance	3,809	3,364	2,100	2,100	2,100	2,100	-	2,100	-	4,200	4,200	-	26,073
Total Contracts, Maint. & Repair Expenses	17,006	10,359	9,261	23,748	9,451	11,451	11,617	12,628	4,180	8,757	10,941	-	129,400
General & Administrative Expenses													
80400 - Audit / Tax Returns	-	-	-	1,325	-	-	-	-	-	-	-	-	1,325
80500 - Collection / Bad Debt Expense	-	-	-	-	-	-	-	(154)	(491)	(389)	-	-	-1,034
80600 - Bank Charges	25	6	-	25	-	-	25	6		25	-	-	112
80700 - Collection Expenses	-	221	171	186	250	30	65	30	250	40	20	-	1,263

South Coast Shores Homeowners Association

Summary Statement of Revenues and Expenses For 5/31/2025

	Jul	Aug	Sep	Oct	Nov	Dec	Jan	Feb	Mar	Apr	May	Jun	Total
Operating Expense													
81200 - Insurance	28,679	3,985	3,985	-	3,985	3,985	7,968	320	-	-	-	-	52,905
81900 - Legal Service	-	-	-	-	-	1,553	-	-	-	-	-	-	1,553
82400 - Operating Contingency	-	-	224	-	128	-	-	1,219	-	-	-	-	1,571
82600 - Printing / Mailing / Supplies	-	2,111	952	149	182	757	441	3,655	677	357	553	-	9,835
82700 - Professional Management: Contract	3,275	3,275	3,275	3,275	3,275	3,275	3,275	3,275	3,275	3,275	3,275	-	36,025
82800 - Miscellaneous Administration	-	627	151	151	151	423	151	151	501	151	186	-	2,643
83000 - Reserve Study	-	-	-	-	-	-	-	-	-	-	1,915	-	1,915
83100 - Tax: Federal	-	-	-	(3,403)	309	894	1,372	-	894	-	-	-	66
83200 - Tax: State	-	830	2,015	400	-	540	-	-	-	-	-	-	3,785
Total General & Administrative Expenses	31,979	11,055	10,773	2,108	8,279	11,457	13,297	8,502	5,107	3,459	5,949	-	111,965
Contributions to Reserves													
93600 - General Reserves	11,250	11,250	56,550	11,250	11,250	11,250	11,250	11,250	11,250	11,250	11,250	-	169,050
98990 - Interest	1,296	1,364	1,370	1,445	1,521	1,424	1,487	1,990	916	2,150	1,571	-	16,535
Total Contributions to Reserves	12,546	12,614	57,920	12,695	12,771	12,674	12,737	13,240	12,166	13,400	12,821	-	185,585
Total Expense	101,142	75,866	115,515	74,532	68,649	155,641	61,670	67,750	57,629	55,344	61,061	-	894,799
Operating Net Total	(\$26,947)	\$1,980	(\$40,133)	\$82	\$6,047	(\$81,245)	\$13,187	\$9,034	\$16,135	\$19,935	\$13,865	-	(\$68,061)

South Coast Shores Homeowners Association

Summary Statement of Revenues and Expenses For 5/31/2025

	Jul	Aug	Sep	Oct	Nov	Dec	Jan	Feb	Mar	Apr	May	Jun	Total
Reserve Income													
Revenue													
44010 - Interest Income	15	-	-	-	-	-	-	-	-	-	-	-	15
Total Revenue	15	-	-	-	-	-	-	-	-	-	-	-	15
Total Income	15	-	-	-	-	-	-	-	-	-	-	-	15
Reserve Expense													
Contributions to Reserves													
98990 - Interest	15	-	-	-	-	-	-	-	-	-	-	-	15
Total Contributions to Reserves	15	-	-	-	-	-	-	-	-	-	-	-	15
Total Expense	15	-	-	-	-	-	-	-	-	-	-	-	15
Reserve Net Total	-	-	-	-	-	-	-	-	-	-	-	-	\$0
Net Total	(\$26,947)	\$1,980	(\$40,133)	\$82	\$6,047	(\$81,245)	\$13,187	\$9,034	\$16,135	\$19,935	\$13,865	-	(\$68,061)

South Coast Shores Homeowners Association

Summary Statement of Revenues and Expenses For 5/31/2025

	Jun	Jul	Aug	Sep	Oct	Nov	Dec	Jan	Feb	Mar	Apr	May	Total
Operating Income													
Revenue													
40100 - Assessments	72,800	72,800	72,800	72,800	72,800	72,800	72,800	72,800	72,800	72,800	72,800	72,800	873,600
40300 - Attorney Reimbursement Fees	-	-	-	1,003	-	-	-	-	-	-	-	-	1,003
40500 - Clubhouse Rental	-	-	400	-	-	375	-	525	-	-	250	500	2,050
40600 - Collection Fees	150	-	150	185	185	-	35	-	220	-	-	35	960
40800 - Interest Charges	5	4	2	(8)	4		2		8	2	2		21
40900 - Key Fees	25	-	50	25	-	-	-	-	-	-	-	-	100
41000 - Late Charges	50	60	18	(34)	50	-	30	10	50	10	-	20	264
41600 - Transmitters	35	35	35	140	130	-	105	35	-	35	76	-	626
41700 - Violation Fines	100	-	-	(100)	-	-	-	-	-	-	-	-	0
44010 - Interest Income	1,344	1,296	4,391	1,371	1,445	1,521	1,424	1,487	3,706	917	2,151	1,571	22,623
Total Revenue	74,509	74,195	77,846	75,381	74,614	74,696	74,396	74,857	76,784	73,764	75,279	74,926	901,247
Total Income	74,509	74,195	77,846	75,381	74,614	74,696	74,396	74,857	76,784	73,764	75,279	74,926	901,247

Operating Expense

Utility Expenses													
50200 - Electricity	3,332	4,700	5,745	5,249	5,318	3,325	3,275	3,307	3,375	2,884	2,782	3,088	46,379
50300 - Gas	1,011	865	440	459	688	1,165	2,091	560	528	589	559	1,420	10,374
50400 - Refuse Removal	7,293	7,731	7,731	7,731	7,731	7,731	15,462	-	7,731	7,731	7,731	7,731	92,336
50700 - Telephone - Entry Gates	178	168	178	178	168	178	178	178	346	10	176	200	2,134
50800 - Water	-	1,114	-	484	-	465	-	484	1,926	446	-	455	5,375
Total Utility Expenses	11,813	14,578	14,094	14,102	13,904	12,863	21,006	4,529	13,906	11,661	11,248	12,894	156,598
Pool / Spa Expenses													
55100 - Pool / Spa: Service Contract	710	710	710	710	710	1,270	-	560	560	560	560	560	7,620
55300 - Pool / Spa: Supplies	624	593	575	784	977	622	-	-	-	655	119	766	5,715
55400 - Equipment Repairs	2,310	-	-	-	-	36	-	-	-	613	-	1,227	4,186
55500 - Health Department Fees	-	-	-	-	-	-	1,668	-	-	-	-	-	1,668
Total Pool / Spa Expenses	3,644	1,303	1,285	1,494	1,687	1,928	1,668	560	560	1,827	679	2,553	19,189

South Coast Shores Homeowners Association

Summary Statement of Revenues and Expenses For 5/31/2025

	Jun	Jul	Aug	Sep	Oct	Nov	Dec	Jan	Feb	Mar	Apr	May	Total
Operating Expense													
Landscape Expenses													
60100 - Landscape: Service Contract	15,147	15,147	15,753	15,753	17,071	15,753	15,753	15,753	15,753	15,753	15,753	15,752	189,138
60200 - Landscape: Extras	1,159	1,140	7,958	3,130	1,237	3,976	9,795	1,756	804	4,084	150	150	35,339
60300 - Landscape: Replacement	-	-	-	-	-	-	-	-	1,205	-	-	-	1,205
60800 - Irrigation: Repairs / Maintenance	2,429	1,574	2,749	651	2,081	2,458	37,905	1,422	1,152	2,072	1,898	-	56,391
61075 - Swans	-	170	-	-	-	-	-	-	-	-	-	-	170
61100 - Tree Trimming	5,700	5,700	-	2,430	-	1,170	33,933	-	-	779	-	-	49,712
Total Landscape Expenses	24,435	23,731	26,460	21,964	20,389	23,357	97,386	18,931	18,914	22,688	17,801	15,902	331,955
Contracts, Maint. & Repair Expenses													
70100 - Access Gate Repairs	-	228	665	2,125	2,115	440	3,615	541	470	85	471	85	10,840
70600 - Common Area: Maintenance	235	7,171	1,159	425	18,020	1,809	1,782	6,191	5,093	285	-	-	42,170
71400 - Fire Safety	-	-	-	-	-	-	-	756	-	-	-	-	756
72500 - Janitorial: Service Contract	1,197	1,232	1,287	1,232	1,197	1,197	1,197	1,197	1,232	-	-	3,943	14,911
72600 - Janitorial: Supplies/Extras	35	-	-	-	35	60	35	210	-	-	-	215	590
72700 - Keys & Locks	-	-	150	-	-	-	-	-	-	-	-	-	150
72900 - Lighting: Repairs / Supplies	595	1,895	1,011	657	-	-	-	-	966	1,043	-	570	6,736
73200 - Patrol Service	1,123	1,123	1,123	1,123	-	2,245	1,123	1,123	1,167	1,167	1,167	1,647	14,130
73300 - Pest & Rodent Control: Contract	281	281	281	281	281	281	281	281	281	281	281	281	3,372
74600 - Street Sweeping	1,268	1,268	1,319	1,319	-	1,319	1,319	1,319	1,319	1,319	2,638	-	14,405
74915 - Waterscape Maintenance	2,100	3,809	3,364	2,100	2,100	2,100	2,100	-	2,100	-	4,200	4,200	28,173
Total Contracts, Maint. & Repair Expenses	6,833	17,006	10,359	9,261	23,748	9,451	11,451	11,617	12,628	4,180	8,757	10,941	136,233
General & Administrative Expenses													
80400 - Audit / Tax Returns	-	-	-	-	1,325	-	-	-	-	-	-	-	1,325
80500 - Collection / Bad Debt Expense	-	-	-	-	-	-	-	-	(154)	(491)	(389)	-	-1,034
80600 - Bank Charges	-	25	6	-	25	-	-	25	6		25	-	112
80700 - Collection Expenses	63	-	221	171	186	250	30	65	30	250	40	20	1,326

South Coast Shores Homeowners Association

Summary Statement of Revenues and Expenses For 5/31/2025

	Jun	Jul	Aug	Sep	Oct	Nov	Dec	Jan	Feb	Mar	Apr	May	Total
Operating Expense													
81200 - Insurance	1,191	28,679	3,985	3,985	-	3,985	3,985	7,968	320	-	-	-	54,096
81900 - Legal Service	-	-	-	-	-	-	1,553	-	-	-	-	-	1,553
82400 - Operating Contingency	-	-	-	224	-	128	-	-	1,219	-	-	-	1,571
82600 - Printing / Mailing / Supplies	220	-	2,111	952	149	182	757	441	3,655	677	357	553	10,055
82700 - Professional Management: Contract	3,226	3,275	3,275	3,275	3,275	3,275	3,275	3,275	3,275	3,275	3,275	3,275	39,251
82800 - Miscellaneous Administration	151	-	627	151	151	151	423	151	151	501	151	186	2,794
83000 - Reserve Study	-	-	-	-	-	-	-	-	-	-	-	1,915	1,915
83100 - Tax: Federal	241	-	-	-	(3,403)	309	894	1,372	-	894	-	-	307
83200 - Tax: State	-	-	830	2,015	400	-	540	-	-	-	-	-	3,785
Total General & Administrative Expenses	5,092	31,979	11,055	10,773	2,108	8,279	11,457	13,297	8,502	5,107	3,459	5,949	117,057
Contributions to Reserves													
93600 - General Reserves	11,250	11,250	11,250	56,550	11,250	11,250	11,250	11,250	11,250	11,250	11,250	11,250	180,300
98990 - Interest	1,344	1,296	1,364	1,370	1,445	1,521	1,424	1,487	1,990	916	2,150	1,571	17,879
Total Contributions to Reserves	12,594	12,546	12,614	57,920	12,695	12,771	12,674	12,737	13,240	12,166	13,400	12,821	198,179
Total Expense	64,411	101,142	75,866	115,515	74,532	68,649	155,641	61,670	67,750	57,629	55,344	61,061	959,210
Operating Net Total	\$10,098	(\$26,947)	\$1,980	(\$40,133)	\$82	\$6,047	(\$81,245)	\$13,187	\$9,034	\$16,135	\$19,935	\$13,865	(\$57,964)

South Coast Shores Homeowners Association

Summary Statement of Revenues and Expenses For 5/31/2025

	Jun	Jul	Aug	Sep	Oct	Nov	Dec	Jan	Feb	Mar	Apr	May	Total
Reserve Income													
Revenue													
44010 - Interest Income	-	15	-	-	-	-	-	-	-	-	-	-	15
Total Revenue	-	15	-	-	-	-	-	-	-	-	-	-	15
Total Income	-	15	-	-	-	-	-	-	-	-	-	-	15
Reserve Expense													
Contributions to Reserves													
98990 - Interest	-	15	-	-	-	-	-	-	-	-	-	-	15
Total Contributions to Reserves	-	15	-	-	-	-	-	-	-	-	-	-	15
Total Expense	-	15	-	-	-	-	-	-	-	-	-	-	15
Reserve Net Total	-	-	-	-	-	-	-	-	-	-	-	-	\$0
Net Total	\$10,098	(\$26,947)	\$1,980	(\$40,133)	\$82	\$6,047	(\$81,245)	\$13,187	\$9,034	\$16,135	\$19,935	\$13,865	(\$57,964)

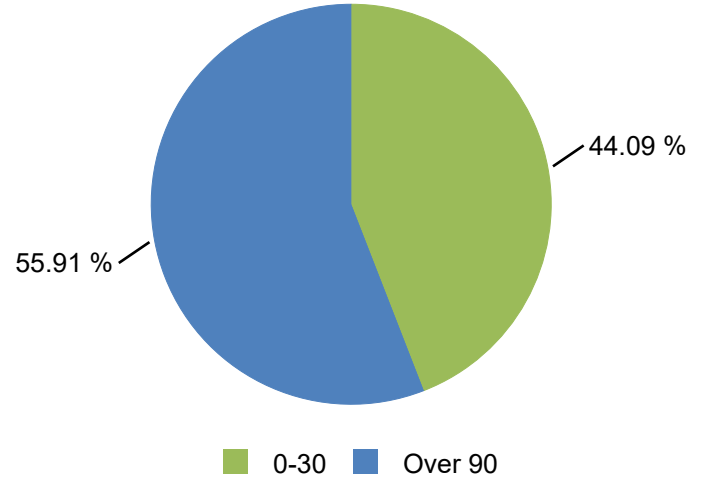
South Coast Shores Homeowners Association

AR Aging - 5/31/2025

SUMMARY

Charge	Balance
CC&R Violation Fine (3)	\$550.00
Collection Fee (1)	\$150.00
Late Fee (4)	\$59.57
Late Interest (1)	\$6.00
Monthly Assessment (2)	\$568.00
Total	\$1,333.57

DISTRIBUTION



Property	0-30	Over 30	Over 60	Over 90	Balance
99224531 - 3724 S Sea Clf - Frake	\$410.00	-	-	-	\$410.00
Monthly Assessment	\$400.00	-	-	-	\$400.00
Late Fee	\$10.00	-	-	-	\$10.00
99224335 - 1914 Bay Crest St - Gilmour Trust	-	-	-	\$300.00	\$300.00
CC&R Violation Fine	-	-	-	\$300.00	\$300.00
99224284 - 1903 Bay Crest St - Beam	-	-	-	\$200.00	\$200.00
CC&R Violation Fine	-	-	-	\$200.00	\$200.00
99224434 - 3607 S Ocean Crst - Savala Trustee	-	-	-	\$186.00	\$186.00
Late Fee	-	-	-	\$30.00	\$30.00
Collection Fee	-	-	-	\$150.00	\$150.00
Late Interest	-	-	-	\$6.00	\$6.00
99224305 - 3702 S Sea Breeze - Probst Trustee	\$178.00	-	-	-	\$178.00
Coll Status: Late Statement	\$168.00	-	-	-	\$168.00
Monthly Assessment	\$168.00	-	-	-	\$168.00
Late Fee	\$10.00	-	-	-	\$10.00
99224296 - 3612 S Sea Breeze - 3612 S Sea Breeze LLC	-	-	-	\$50.00	\$50.00
CC&R Violation Fine	-	-	-	\$50.00	\$50.00
99224352 - 1917 Bay Crest St - Hansen	-	-	-	\$9.57	\$9.57
Late Fee	-	-	-	\$9.57	\$9.57
Total:	\$588.00	\$0.00	\$0.00	\$745.57	\$1,333.57
Property Count:	2	0	0	5	

(*** indicates previous owners)

South Coast Shores Homeowners Association

Pre Paid Homeowners For 5/31/2025

Account	Property	Owner Name	Credit Amount
99224506	3614 S Sea Breeze	David Lee Perry	1,600.00
99224314	1909 Bay Crest St	Nelson Gustavo Lopez	779.30
99224279	1902 Bay Crest St	Glenda Jeanette Sapp Trustee Etal	400.00
99224422	1903 W Wakeham Pl	Susan Todd	400.00
99224460	1903 W West Wind	Charles L Greenburg Trust	400.00
99224295	1905 Bay Crest St	Bruce Beckman Successor Trustee	400.00
99224331	1913 Bay Crest St	Edwards Family Trust	400.00
99224454	1915 W Wakeham Pl	Sally A Day	400.00
99224356	1918 Bay Crest St	Angelo J Fazio	400.00
99224347	1918 W West Wind	William R Marlowe	400.00
99245537	1919 Bay Crest St	Justin Wallace Chi	400.00
99224522	1919 W West Wind	Michael E Paquette	400.00
99252880	2008 W Summer Wind	Sonia Lee	400.00
99224585	2011 W Summer Wind	Michael Preciado	400.00
99254461	2015 W West Wind	Mary Diane Schenker	400.00
99230522	2016 W West Wind	Brian Patrick Burke	400.00
99224619	2017 W West Wind	David B Miles	400.00
99224362	2020 W Summer Wind	Chikouang Huang	400.00
99245992	2021 W Summer Wind	Hong Chee Tan	400.00
99224639	2021 W West Wind	Christine J Aichelman Trustee	400.00
99224429	3605 S Ocean Crst	James E Marlin II	400.00
99224495	3608 S Sea Breeze	Konstantina Polychronopoulos	400.00
99224375	3704 S Sea Clf	Harriet Ducot	400.00
99224311	3706 S Sea Breeze	Phornprasert Thipavong	400.00
99224475	3707 S Ocean Crst	Mark S De Leon	400.00
99224394	3708 S Sea Clf	Robert C Boullon	400.00
99224459	3709 S Ocean Crst	Michael Christiansen	400.00
99224560	2006 W Summer Wind	Graciela L Garcia	309.00
Total			12,688.30

(*** indicates previous owners)

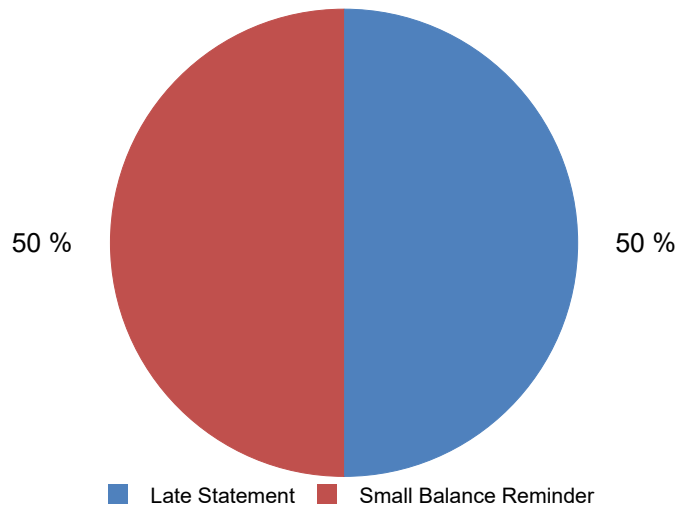
South Coast Shores Homeowners Association

Collection Report - Detail for 5/1/2025 - 5/31/2025

SUMMARY

Late Statement	1
Small Balance Reminder	1
Total	2

TOP DISTRIBUTION BY STATUS



Small Balance Reminder (Total Count = 1)

3607 S Ocean Crst		Small Balance Reminder	Current Balance: \$186.00
Lydia M Savala Trustee		Last Payment Date/Amount:	05-05-2025 / (\$400.00)
XN: 4169598 Acct: 99224434			
8/31/2024	System	Late Statement	
10/1/2024	System	Review Account - Intent to Lien	
10/1/2024	Crystal Muniz	Small Balance Reminder (HUFD)	
10/1/2024	Crystal Muniz	Review Account - Intent to Lien	
10/2/2024	Crystal Muniz	Intent to Lien Letter to Owner(s)	
10/2/2024	Crystal Muniz	Resolution to Lien	
10/2/2024	Crystal Muniz	Intent to Lien	
10/31/2024	Paul Kardos	Small Balance Reminder (HUFD)	
11/20/2024	System	Small Balance Reminder	
12/21/2024	System	Small Balance Reminder	
1/21/2025	System	Small Balance Reminder	
2/21/2025	System	Small Balance Reminder	
3/24/2025	System	Small Balance Reminder	
4/24/2025	System	Small Balance Reminder	
5/25/2025	System	Small Balance Reminder	
6/9/2025	System	Balance Settled	

Late Statement (Total Count = 1)

3702 S Sea Breeze		Late Statement	Current Balance: \$178.00
Pamela Ann Probst Trustee		Last Payment Date/Amount:	02-28-2025 / (\$2,400.00)
XN: 5221207 Acct: 99224305			
5/20/2025	System	Late Statement	

South Coast Shores Homeowners Association

Cash Disbursement - 5/31/2025

Date	CheckNo	Description	Amount
10100 - Pacific Premier Bank Op			
5/1/2025	ACH	Optimum Professional Property Management (OPPM) Inv # 5132763	3,275.00
		82700 - Professional Management: Contract - Management Fee	3,275.00
5/2/2025	Check 2756	Relentless Land Care Inv # 17494	15,752.28
		60100 - Landscape: Service Contract - Monthly Landscape Maint	15,752.28
5/2/2025	Check 2757	Cal Sparkle Pool Inc Inv # 5/74983	560.00
		55100 - Pool / Spa: Service Contract - Monthly Pool Svc	560.00
5/2/2025	Check 2758	Newport Exterminating Inv # 998167	281.00
		73300 - Pest & Rodent Control: Contract - Newport Exterminating Inc. - Monthly Rodent Control	281.00
5/8/2025	ACH	California Gate & Entry Systems Inv # 204686	85.00
		70100 - Access Gate Repairs - C.G. Systems, LLC - Monthly Phone Programming	85.00
5/8/2025	Check 2759	Cal Sparkle Pool Inc Inv # 5/75784	284.26
		55400 - Equipment Repairs - Spa Heater Check	284.26
5/8/2025	Check 2759	Cal Sparkle Pool Inc Inv # 5/75766	300.00
		55400 - Equipment Repairs - Filter Cleaning	300.00
5/8/2025	Check 2760	Foresight Financial Services of California Inv # 14564	1,915.00
		83000 - Reserve Study - Reserve Study	1,915.00
5/8/2025	Check 2761	Integrated Vegetation Management Inc Inv # 1003594	2,100.00
		74915 - Waterscape Maintenance - Integrated Vegetation Management, Inc. - Monthly Lake Maint	2,100.00
5/8/2025	Check 2761	Integrated Vegetation Management Inc Inv # 1003588	2,100.00
		74915 - Waterscape Maintenance - Integrated Vegetation Management, Inc. - Monthly Lake Maint - Feb 2025	2,100.00
5/8/2025	Check 2762	Orange County Water District Inv # 20250225	17.20
		50800 - Water - Water Srvcs	17.20
5/9/2025	Transfer Out	Transfer to Pacific Premier Bank MMA	11,250.00
		14100 - Pacific Premier Bank MMA x1195 - Transfer from Pacific Premier Bank Op	11,250.00
5/13/2025	Misc Check	Doorking Inc.	199.80
		50700 - Telephone - Entry Gates	199.80
5/15/2025	Misc Check	City of Santa Ana Acct # Water992	437.78
		50800 - Water	437.78

South Coast Shores Homeowners Association

Cash Disbursement - 5/31/2025

Date	CheckNo	Description	Amount
5/19/2025	Auto Draft	SoCal Gas Inv # 20250429	1,420.05
	50300 - Gas - Monthly Gas Bill		1,420.05
5/19/2025	Auto Draft	SCE Inv # 20250429	3,087.99
	50200 - Electricity - Monthly electric		3,087.99
5/19/2025	Check 2764	Secretary of State Inv # 20250512	35.00
	82800 - Miscellaneous Administration - SOS Fee		35.00
5/19/2025	Check 2765	Patrol Masters Security Services, Inc. Inv # 128623	1,647.47
	73200 - Patrol Service - Monthly Patrol Svc		1,647.47
5/19/2025	Check 2766	Relentless Land Care Inv # 17547	150.00
	60200 - Landscape: Extras - Extras		150.00
5/20/2025	Check 2767	Republic Services Inv # 616-000347189	7,731.17
	50400 - Refuse Removal - Monthly Refuse		7,731.17
5/30/2025	ACH	Optimum Janitorial Services Inv # 49730	1,549.00
	72500 - Janitorial: Service Contract - Monthly Janitorial Svc		1,549.00
5/30/2025	ACH	Optimum Janitorial Services Inv # 50918	1,232.00
	72500 - Janitorial: Service Contract - Monthly Janitorial Svc		1,197.00
	72600 - Janitorial: Supplies/Extras - Janitorial supplies		35.00
5/30/2025	ACH	Optimum Janitorial Services Inv # 50226	1,377.00
	72500 - Janitorial: Service Contract - Monthly Janitorial Svc		1,197.00
	72600 - Janitorial: Supplies/Extras - Supplies		180.00
5/30/2025	ACH	Optimum Professional Property Management (OPPM) Inv # 50976	724.42
	80700 - Collection Expenses - Monthly collection fees		20.00
	82600 - Printing / Mailing / Supplies - Monthly Printing/mailling/supplies		553.42
	82800 - Miscellaneous Administration - monthly misc admin		151.00
5/30/2025	Check 2768	Cal Sparkle Pool Inc Inv # 5/75923	766.10
	55300 - Pool / Spa: Supplies - Pool Chemicals		766.10
5/30/2025	Check 2768	Cal Sparkle Pool Inc Inv # 5/75880	643.07
	55400 - Equipment Repairs - Spa Filter Pump		643.07
5/30/2025	Check 2769	Tri-county Lighting Services Corp Inv # 165258	569.94
	72900 - Lighting: Repairs / Supplies - Pole Light Repair		569.94
Total			59,490.53

South Coast Shores Homeowners Association

Cash Disbursement - 5/31/2025

Date	CheckNo	Description	Amount
14100 - Pacific Premier Bank MMA			
5/8/2025	Check 261	Tri-Star Construction And Restoration Services, Inc Inv # 3937	3,753.00
	33600 - General Reserves - Tri-Star Construction And Rest - Fence Repair		3,753.00
Total			3,753.00

South Coast Shores Homeowners Association

GL Trial Balance For 5/1/2025 - 5/31/2025

			Beginning Balance	Current Debit	Credit	Ending Balance
10100 - Pacific Premier Bank Op x0834			200,677.66	95,158.73	80,364.26	215,472.13
Date		Description	Debit	Credit	Type	
05/01/2025		Credit Card	400.00	-	Owner Payment	
05/01/2025	Batched	eCheck	1,600.00	-	Owner Payment	
05/01/2025	Batched	Credit Distribution	7,832.00	7,832.00	Credit Distribution	
05/01/2025		5132763 - Optimum Professional Property Management (OPPM) - Management Fee	-	3,275.00	Invoice	
05/01/2025	Batched	Check	800.00	-	Owner Payment	
05/02/2025	Batched	Check	3,600.00	-	Owner Payment	
05/02/2025	Batched	Credit Distribution	2,400.00	2,400.00	Credit Distribution	
05/02/2025		998167 - Newport Exterminating Inc. - Monthly Rodent Control	-	281.00	Invoice	
05/02/2025		17494 - Relentless Land Care - Monthly Landscape Maint	-	15,752.28	Invoice	
05/02/2025		5/74983 - Cal Sparkle Pool Inc - Monthly Pool Svc	-	560.00	Invoice	
05/03/2025		eCheck	400.00	-	Owner Payment	
05/04/2025		eCheck	400.00	-	Owner Payment	
05/05/2025	Batched	eCheck	1,600.00	-	Owner Payment	
05/05/2025	Batched	Check	4,400.00	-	Owner Payment	
05/05/2025	Batched	ACH	40,000.00	-	Owner Payment	
05/06/2025		Credit Card	400.00	-	Owner Payment	
05/06/2025	Batched	Check	800.00	-	Owner Payment	
05/07/2025		eCheck	400.00	-	Owner Payment	
05/07/2025	Batched	Check	4,400.00	-	Owner Payment	
05/08/2025		14564 - Foresight Financial Services of California - Reserve Study	-	1,915.00	Invoice	
05/08/2025		5/75766 - Cal Sparkle Pool Inc - Filter Cleaning	-	300.00	Invoice	
05/08/2025		20250225 - Orange County Water District - Water Svc	-	17.20	Invoice	
05/08/2025	Batched	Check	2,000.00	-	Owner Payment	
05/08/2025		5/75784 - Cal Sparkle Pool Inc - Spa Heater Check	-	284.26	Invoice	
05/08/2025		1003588 - Integrated Vegetation Management, Inc. - Monthly Lake Maint - Feb 2025	-	2,100.00	Invoice	
05/08/2025		Void Closed Account on ACH ...2029	-	400.00	Void	
05/08/2025		1003594 - Integrated Vegetation Management, Inc. - Monthly Lake Maint	-	2,100.00	Invoice	
05/08/2025		204686 - C.G. Systems, LLC - Monthly Phone Programming	-	85.00	Invoice	
05/09/2025		Transfer to Pacific Premier Bank MMA	-	11,250.00	Transfer	
05/09/2025	Batched	Credit Distribution	435.00	435.00	Credit Distribution	
05/09/2025	Batched	Check	800.00	-	Owner Payment	
05/12/2025		Check	400.00	-	Owner Payment	
05/13/2025		Void Unable To Locate Account on ACH ...8514	-	400.00	Void	
05/13/2025		Doorking Inc.	-	199.80	Invoice	
05/13/2025		eCheck	400.00	-	Owner Payment	

South Coast Shores Homeowners Association

GL Trial Balance For 5/1/2025 - 5/31/2025

			Beginning Balance	Current Debit	Credit	Ending Balance
10100 - Pacific Premier Bank Op x0834			200,677.66	95,158.73	80,364.26	215,472.13
Date		Description	Debit	Credit	Type	
05/13/2025	Batched	Check	2,435.00	-	Owner Payment	
05/14/2025		Payment Adjustment Payment Error: to Acct # 99224584	-	400.00	Payment Adjustment	
05/14/2025		Check Payment Error: to Acct # 99224584	400.00	-	Owner Payment	
05/14/2025		Check	400.00	-	Owner Payment	
05/15/2025		eCheck	400.00	-	Owner Payment	
05/15/2025		Water992 - City of Santa Ana	-	437.78	Invoice	
05/15/2025		Check	150.00	-	Owner Payment	
05/16/2025	Batched	Check	200.00	-	Owner Payment	
05/18/2025		eCheck	400.00	-	Owner Payment	
05/19/2025		20250429 - SoCal Gas - Monthly Gas Bill	-	1,420.05	Invoice	
05/19/2025	Batched	616-000347189 - Republic Services - Monthly Refuse	7,731.17	7,731.17	Invoice	
05/19/2025		128623 - Patrol Masters Security Services, Inc. - Monthly Patrol Svc	-	1,647.47	Invoice	
05/19/2025		20250429 - SCE - Monthly electric	-	3,087.99	Invoice	
05/19/2025		20250512 - Secretary of State - SOS Fee	-	35.00	Invoice	
05/19/2025		17547 - Relentless Land Care - Extras	-	150.00	Invoice	
05/19/2025		992 - Owner Refund - Owner Refund for Acct: 99224584	-	400.00	Invoice	
05/19/2025		20250426 - City of Santa Ana - Monthly water	-	875.56	Invoice	
05/20/2025		616-000347189 - Republic Services - Monthly Refuse	-	7,731.17	Invoice	
05/20/2025		eCheck	400.00	-	Owner Payment	
05/24/2025		eCheck	1,600.00	-	Owner Payment	
05/27/2025	Batched	Check	800.00	-	Owner Payment	
05/29/2025	Batched	Check	3,500.00	-	Owner Payment	
05/30/2025		5/75880 - Cal Sparkle Pool Inc - Spa Filter Pump	-	643.07	Invoice	
05/30/2025	Batched	Check	1,200.00	-	Owner Payment	
05/30/2025		50918 - Optimum Janitorial Services - Janitorial supplies	-	35.00	Invoice	
05/30/2025		49730 - Optimum Janitorial Services - Monthly Janitorial Svc	-	1,549.00	Invoice	
05/30/2025		50226 - Optimum Janitorial Services - Monthly Janitorial Svc	-	1,197.00	Invoice	
05/30/2025		50226 - Optimum Janitorial Services - Supplies	-	180.00	Invoice	
05/30/2025		50976 - Optimum Professional Property Management (OPPM) - Monthly collection fees	-	20.00	Invoice	
05/30/2025		165258 - Tri-county Lighting Services Corp - Pole Light Repair	-	569.94	Invoice	
05/30/2025		50976 - Optimum Professional Property Management (OPPM) - Monthly Printing/mailling/supplies	-	553.42	Invoice	
05/30/2025		50976 - Optimum Professional Property Management (OPPM) - monthlyly misc admin	-	151.00	Invoice	
05/30/2025		50918 - Optimum Janitorial Services - Monthly Janitorial Svc	-	1,197.00	Invoice	
05/30/2025	Batched	eCheck	800.00	-	Owner Payment	

South Coast Shores Homeowners Association

GL Trial Balance For 5/1/2025 - 5/31/2025

			Beginning Balance	Current Debit	Credit	Ending Balance
10100 - Pacific Premier Bank Op x0834			200,677.66	95,158.73	80,364.26	215,472.13
Date	Description		Debit	Credit	Type	
05/30/2025	5/75923 - Cal Sparkle Pool Inc - Pool Chemicals		-	766.10	Invoice	
05/31/2025	eCheck		400.00	-	Owner Payment	
05/31/2025	20250426 - City of Santa Ana - Monthly water		875.56	-	Invoice	
10310 - Comerica Op x0425			1,720.63	0.22	-	1,720.85
Date	Description		Debit	Credit	Type	
05/01/2025	May Interest		.22	-	GL Entry	
10704 - Comerica - Clear Fork Bank Mat. 08-28-25 4.3% 6 Months			74,000.00	-	-	74,000.00
Date	Description		Debit	Credit	Type	
11150 - Accounts Receivable			766.17	74,705.10	74,137.70	1,333.57
Date	Description		Debit	Credit	Type	
05/01/2025	Batched	eCheck	-	1,600.00	Owner Payment	
05/01/2025	Batched	Check	-	800.00	Owner Payment	
05/01/2025		Late Interest	.10	-	Owner Charge	
05/01/2025	Batched	Monthly Assessment	73,200.00	-	Owner Charge	
05/01/2025		Credit Card	-	400.00	Owner Payment	
05/01/2025	Batched	Credit Distribution	-	7,832.00	Credit Distribution	
05/01/2025		Adjustment Ownership Transfer	-	400.00	Adjustment	
05/02/2025	Batched	Credit Distribution	-	2,400.00	Credit Distribution	
05/02/2025	Batched	Check	-	3,600.00	Owner Payment	
05/03/2025		eCheck	-	400.00	Owner Payment	
05/04/2025		eCheck	-	400.00	Owner Payment	
05/05/2025	Batched	Check	-	3,200.00	Owner Payment	
05/05/2025	Batched	eCheck	-	1,200.00	Owner Payment	
05/05/2025	Batched	ACH	-	40,000.00	Owner Payment	
05/06/2025		Credit Card	-	400.00	Owner Payment	
05/06/2025	Batched	Check	-	800.00	Owner Payment	
05/07/2025		eCheck	-	400.00	Owner Payment	
05/07/2025	Batched	Check	-	4,400.00	Owner Payment	
05/08/2025	Batched	Check	-	1,220.70	Owner Payment	
05/08/2025		Void Closed Account on ACH ...2029	400.00	-	Void	
05/08/2025		Bank Return Fee - Account Closed	35.00	-	Owner Charge	

South Coast Shores Homeowners Association

GL Trial Balance For 5/1/2025 - 5/31/2025

	Beginning Balance	Current Debit	Credit	Ending Balance
11150 - Accounts Receivable	766.17	74,705.10	74,137.70	1,333.57

Date	Description	Debit	Credit	Type
05/09/2025	Batched Credit Distribution	-	435.00	Credit Distribution
05/09/2025	Batched Check	-	800.00	Owner Payment
05/12/2025	Check	-	400.00	Owner Payment
05/13/2025	eCheck	-	400.00	Owner Payment
05/13/2025	Void Unable To Locate Account on ACH ...8514	400.00	-	Void
05/13/2025	Batched Check	-	1,600.00	Owner Payment
05/14/2025	Check	-	400.00	Owner Payment
05/15/2025	Clubhouse Rental (2)	150.00	-	Owner Charge
05/15/2025	Check	-	150.00	Owner Payment
05/16/2025	Batched Late Fee	20.00	-	Owner Charge
05/16/2025	Clubhouse Rental	50.00	-	Owner Charge
05/16/2025	Clubhouse Deposit	150.00	-	Owner Charge
05/16/2025	Batched Check	-	200.00	Owner Payment
05/29/2025	Batched Clubhouse Rental	300.00	-	Owner Charge
05/29/2025	Batched Check	-	300.00	Owner Payment

11190 - Less Allowance For Past Due Accts	-766.17	-	-	-766.17
---	---------	---	---	---------

Date	Description	Debit	Credit	Type
------	-------------	-------	--------	------

14100 - Pacific Premier Bank MMA x1195	189,349.83	11,308.20	3,753.00	196,905.03
--	------------	-----------	----------	------------

Date	Description	Debit	Credit	Type
05/08/2025	3937 - Tri-Star Construction And Rest - Fence Repair	-	3,753.00	Invoice
05/09/2025	Transfer from Pacific Premier Bank Op	11,250.00	-	Transfer
05/30/2025	May Interest	58.20	-	GL Entry

14200 - FCB MMA x2212	60,436.11	8.73	-	60,444.84
-----------------------	-----------	------	---	-----------

Date	Description	Debit	Credit	Type
05/01/2025	May Interest	8.73	-	GL Entry

14210 - First Foundation MMA x1197	10,095.75	8.58	-	10,104.33
------------------------------------	-----------	------	---	-----------

Date	Description	Debit	Credit	Type
05/01/2025	May Interest	8.58	-	GL Entry

South Coast Shores Homeowners Association

GL Trial Balance For 5/1/2025 - 5/31/2025

	Beginning Balance	Current		Ending Balance
		Debit	Credit	
14300 - Banc of CA MMA x5433 - UNCLAIMED PROPERTY	125,811.12	-	-	125,811.12
Date	Description	Debit	Credit	Type
15050 - First Foundation x7973 Mat.03-01-2026 3.440 % 13mths	170,354.37	582.59	-	170,936.96
Date	Description	Debit	Credit	Type
05/01/2025	May Interest	582.59	-	GL Entry
15055 - Alliance x2689 Mat. 08-17-2025 4.4% 11mths	104,330.08	370.44	-	104,700.52
Date	Description	Debit	Credit	Type
05/01/2025	May Interest	370.44	-	GL Entry
15070 - First Foundation x7797 Mat. 12-14-2025 4.16% 13mths	103,588.51	354.77	-	103,943.28
Date	Description	Debit	Credit	Type
05/01/2025	May Interest	354.77	-	GL Entry
15097 - First Foundation x5354 Mat. 06-17-2025 4.88% 9mths	46,602.27	187.28	-	46,789.55
Date	Description	Debit	Credit	Type
05/01/2025	May Interest	187.28	-	GL Entry
20100 - Accounts Payable	0.00	400.00	400.00	0.00
Date	Description	Debit	Credit	Type
05/16/2025	Refund Check Escrow Over Payment	-	400.00	Refund Check
05/19/2025	992 - Owner Refund - Owner Refund for Acct: 99224584	400.00	-	Invoice
20200 - Accrued Expenses	-15.00	-	-	-15.00
Date	Description	Debit	Credit	Type
21120 - Deposits: Clubhouse	-775.00	-	150.00	-925.00
Date	Description	Debit	Credit	Type
05/16/2025	Clubhouse Deposit	-	150.00	Owner Charge

South Coast Shores Homeowners Association

GL Trial Balance For 5/1/2025 - 5/31/2025

	Beginning Balance	Current Debit	Credit	Ending Balance
21120 - Deposits: Clubhouse	-775.00	-	150.00	-925.00

Date	Description	Debit	Credit	Type
------	-------------	-------	--------	------

21500 - Prepaid Assessments	-11,341.00	11,467.00	12,814.30	-12,688.30
-----------------------------	------------	-----------	-----------	------------

Date	Description	Debit	Credit	Type
------	-------------	-------	--------	------

05/01/2025	Batched	Credit Distribution	7,832.00	-	Credit Distribution
05/02/2025	Batched	Credit Distribution	2,400.00	-	Credit Distribution
05/05/2025		eCheck	-	400.00	Owner Payment
05/05/2025	Batched	Check	-	1,200.00	Owner Payment
05/08/2025		Check	-	779.30	Owner Payment
05/09/2025		Credit Distribution	435.00	-	Credit Distribution
05/13/2025	Batched	Check	-	835.00	Owner Payment
05/14/2025		Payment Adjustment Payment Error: to Acct # 99224584	400.00	-	Payment Adjustment
05/14/2025		Check Payment Error: to Acct # 99224584	-	400.00	Owner Payment
05/15/2025		eCheck	-	400.00	Owner Payment
05/16/2025		Refund Check Escrow Over Payment	400.00	-	Refund Check
05/18/2025		eCheck	-	400.00	Owner Payment
05/20/2025		eCheck	-	400.00	Owner Payment
05/24/2025		eCheck	-	1,600.00	Owner Payment
05/27/2025	Batched	Check	-	800.00	Owner Payment
05/29/2025	Batched	Check	-	3,200.00	Owner Payment
05/30/2025	Batched	eCheck	-	800.00	Owner Payment
05/30/2025	Batched	Check	-	1,200.00	Owner Payment
05/31/2025		eCheck	-	400.00	Owner Payment

33600 - General Reserves	-795,588.72	3,753.00	11,250.00	-803,085.72
--------------------------	-------------	----------	-----------	-------------

Date	Description	Debit	Credit	Type
------	-------------	-------	--------	------

05/08/2025		3937 - Tri-Star Construction And Rest - Fence Repair	3,753.00	-	Invoice
05/09/2025		Monthly Reserve Contribution	-	11,250.00	GL Entry

38990 - Interest	-14,979.32	-	1,570.59	-16,549.91
------------------	------------	---	----------	------------

Date	Description	Debit	Credit	Type
------	-------------	-------	--------	------

05/01/2025	Batched	May Interest	-	1,512.39	GL Entry
05/30/2025		May Interest	-	58.20	GL Entry

South Coast Shores Homeowners Association

GL Trial Balance For 5/1/2025 - 5/31/2025

			Beginning Balance	Current		Ending Balance
				Debit	Credit	
39900 - Prior Year Surplus (Deficit)			-346,193.30	-	-	-346,193.30
Date	Description			Debit	Credit	Type
40100 - Assessments			-728,000.00	400.00	73,200.00	-800,800.00
Date	Description			Debit	Credit	Type
05/01/2025	Batched	Monthly Assessment		-	73,200.00	Owner Charge
05/01/2025	Adjustment Ownership Transfer			400.00	-	Adjustment
40300 - Attorney Reimbursement Fees			-1,002.71	-	-	-1,002.71
Date	Description			Debit	Credit	Type
40500 - Clubhouse Rental			-1,550.00	-	500.00	-2,050.00
Date	Description			Debit	Credit	Type
05/15/2025	Clubhouse Rental (2)			-	150.00	Owner Charge
05/16/2025	Clubhouse Rental			-	50.00	Owner Charge
05/29/2025	Batched	Clubhouse Rental		-	300.00	Owner Charge
40600 - Collection Fees			-775.00	-	35.00	-810.00
Date	Description			Debit	Credit	Type
05/08/2025	Bank Return Fee - Account Closed			-	35.00	Owner Charge
40800 - Interest Charges			-16.35	-	0.10	-16.45
Date	Description			Debit	Credit	Type
05/01/2025	Late Interest			-	.10	Owner Charge
40900 - Key Fees			-75.00	-	-	-75.00
Date	Description			Debit	Credit	Type
41000 - Late Charges			-194.00	-	20.00	-214.00
Date	Description			Debit	Credit	Type
05/16/2025	Batched	Late Fee		-	20.00	Owner Charge
41600 - Transmitters			-591.00	-	-	-591.00
Date	Description			Debit	Credit	Type

South Coast Shores Homeowners Association

GL Trial Balance For 5/1/2025 - 5/31/2025

		Beginning Balance	Current		Ending Balance
			Debit	Credit	
41600 - Transmitters		-591.00	-	-	-591.00
Date	Description		Debit	Credit	Type
41700 - Violation Fines		100.00	-	-	100.00
Date	Description		Debit	Credit	Type
44010 - Interest Income		-19,722.93	-	1,570.81	-21,293.74
Date	Description		Debit	Credit	Type
05/01/2025	Batched May Interest		-	1,512.61	GL Entry
05/30/2025	May Interest		-	58.20	GL Entry
50200 - Electricity		39,958.94	3,087.99	-	43,046.93
Date	Description		Debit	Credit	Type
05/19/2025	20250429 - SCE - Monthly electric		3,087.99	-	Invoice
50300 - Gas		7,943.48	1,420.05	-	9,363.53
Date	Description		Debit	Credit	Type
05/19/2025	20250429 - SoCal Gas - Monthly Gas Bill		1,420.05	-	Invoice
50400 - Refuse Removal		77,311.70	15,462.34	7,731.17	85,042.87
Date	Description		Debit	Credit	Type
05/19/2025	Batched 616-000347189 - Republic Services - Monthly Refuse		7,731.17	7,731.17	Invoice
05/20/2025	616-000347189 - Republic Services - Monthly Refuse		7,731.17	-	Invoice
50700 - Telephone - Entry Gates		1,756.00	199.80	-	1,955.80
Date	Description		Debit	Credit	Type
05/13/2025	Doorking Inc.		199.80	-	Invoice
50800 - Water		4,920.34	1,330.54	875.56	5,375.32
Date	Description		Debit	Credit	Type
05/08/2025	20250225 - Orange County Water District - Water Srv		17.20	-	Invoice
05/15/2025	Water992 - City of Santa Ana		437.78	-	Invoice
05/19/2025	20250426 - City of Santa Ana - Monthly water		875.56	-	Invoice
05/31/2025	20250426 - City of Santa Ana - Monthly water		-	875.56	Invoice

South Coast Shores Homeowners Association

GL Trial Balance For 5/1/2025 - 5/31/2025

		Beginning Balance	Current Debit	Credit	Ending Balance
55100 - Pool / Spa: Service Contract		6,350.00	560.00	-	6,910.00
Date	Description	Debit	Credit	Type	
05/02/2025	5/74983 - Cal Sparkle Pool Inc - Monthly Pool Svc	560.00	-	Invoice	
55300 - Pool / Spa: Supplies		4,325.22	766.10	-	5,091.32
Date	Description	Debit	Credit	Type	
05/30/2025	5/75923 - Cal Sparkle Pool Inc - Pool Chemicals	766.10	-	Invoice	
55400 - Equipment Repairs		648.44	1,227.33	-	1,875.77
Date	Description	Debit	Credit	Type	
05/08/2025	5/75784 - Cal Sparkle Pool Inc - Spa Heater Check	284.26	-	Invoice	
05/08/2025	5/75766 - Cal Sparkle Pool Inc - Filter Cleaning	300.00	-	Invoice	
05/30/2025	5/75880 - Cal Sparkle Pool Inc - Spa Filter Pump	643.07	-	Invoice	
55500 - Health Department Fees		1,668.00	-	-	1,668.00
Date	Description	Debit	Credit	Type	
60100 - Landscape: Service Contract		158,238.70	15,752.28	-	173,990.98
Date	Description	Debit	Credit	Type	
05/02/2025	17494 - Relentless Land Care - Monthly Landscape Maint	15,752.28	-	Invoice	
60200 - Landscape: Extras		34,030.10	150.00	-	34,180.10
Date	Description	Debit	Credit	Type	
05/19/2025	17547 - Relentless Land Care - Extras	150.00	-	Invoice	
60300 - Landscape: Replacement		1,205.00	-	-	1,205.00
Date	Description	Debit	Credit	Type	
60800 - Irrigation: Repairs / Maintenance		53,962.00	-	-	53,962.00
Date	Description	Debit	Credit	Type	
61075 - Swans		170.00	-	-	170.00
Date	Description	Debit	Credit	Type	

South Coast Shores Homeowners Association

GL Trial Balance For 5/1/2025 - 5/31/2025

		Beginning Balance	Current Debit	Credit	Ending Balance
61100 - Tree Trimming		44,012.00	-	-	44,012.00
Date	Description	Debit	Credit	Type	
70100 - Access Gate Repairs		10,754.75	85.00	-	10,839.75
Date	Description	Debit	Credit	Type	
05/08/2025	204686 - C.G. Systems, LLC - Monthly Phone Programming	85.00	-	Invoice	
70600 - Common Area: Maintenance		41,934.91	-	-	41,934.91
Date	Description	Debit	Credit	Type	
71400 - Fire Safety		756.00	-	-	756.00
Date	Description	Debit	Credit	Type	
72500 - Janitorial: Service Contract		9,771.00	3,943.00	-	13,714.00
Date	Description	Debit	Credit	Type	
05/30/2025	50918 - Optimum Janitorial Services - Monthly Janitorial Svc	1,197.00	-	Invoice	
05/30/2025	50226 - Optimum Janitorial Services - Monthly Janitorial Svc	1,197.00	-	Invoice	
05/30/2025	49730 - Optimum Janitorial Services - Monthly Janitorial Svc	1,549.00	-	Invoice	
72600 - Janitorial: Supplies/Extras		340.00	215.00	-	555.00
Date	Description	Debit	Credit	Type	
05/30/2025	50226 - Optimum Janitorial Services - Supplies	180.00	-	Invoice	
05/30/2025	50918 - Optimum Janitorial Services - Janitorial supplies	35.00	-	Invoice	
72700 - Keys & Locks		150.00	-	-	150.00
Date	Description	Debit	Credit	Type	
72900 - Lighting: Repairs / Supplies		5,571.58	569.94	-	6,141.52
Date	Description	Debit	Credit	Type	
05/30/2025	165258 - Tri-county Lighting Services Corp - Pole Light Repair	569.94	-	Invoice	
73200 - Patrol Service		11,360.40	1,647.47	-	13,007.87
Date	Description	Debit	Credit	Type	

South Coast Shores Homeowners Association

GL Trial Balance For 5/1/2025 - 5/31/2025

		Beginning Balance	Current		Ending Balance
			Debit	Credit	
73200 - Patrol Service		11,360.40	1,647.47	-	13,007.87
Date	Description		Debit	Credit	Type
05/19/2025	128623 - Patrol Masters Security Services, Inc. - Monthly Patrol Svc		1,647.47	-	Invoice
73300 - Pest & Rodent Control: Contract		2,810.00	281.00	-	3,091.00
Date	Description		Debit	Credit	Type
05/02/2025	998167 - Newport Exterminating Inc. - Monthly Rodent Control		281.00	-	Invoice
74600 - Street Sweeping		13,136.78	-	-	13,136.78
Date	Description		Debit	Credit	Type
74915 - Waterscape Maintenance		21,873.01	4,200.00	-	26,073.01
Date	Description		Debit	Credit	Type
05/08/2025	1003588 - Integrated Vegetation Management, Inc. - Monthly Lake Maint - Feb 2025		2,100.00	-	Invoice
05/08/2025	1003594 - Integrated Vegetation Management, Inc. - Monthly Lake Maint		2,100.00	-	Invoice
80400 - Audit / Tax Returns		1,325.00	-	-	1,325.00
Date	Description		Debit	Credit	Type
80500 - Collection / Bad Debt Expense		-1,033.83	-	-	-1,033.83
Date	Description		Debit	Credit	Type
80600 - Bank Charges		112.01	-	-	112.01
Date	Description		Debit	Credit	Type
80700 - Collection Expenses		1,242.77	20.00	-	1,262.77
Date	Description		Debit	Credit	Type
05/30/2025	50976 - Optimum Professional Property Management (OPPM) - Monthly collection fees		20.00	-	Invoice
81200 - Insurance		52,905.00	-	-	52,905.00
Date	Description		Debit	Credit	Type

South Coast Shores Homeowners Association

GL Trial Balance For 5/1/2025 - 5/31/2025

		Beginning Balance	Current		Ending Balance
			Debit	Credit	
81200 - Insurance		52,905.00	-	-	52,905.00
Date	Description		Debit	Credit	Type
81900 - Legal Service		1,553.43	-	-	1,553.43
Date	Description		Debit	Credit	Type
82400 - Operating Contingency		1,571.12	-	-	1,571.12
Date	Description		Debit	Credit	Type
82600 - Printing / Mailing / Supplies		9,281.23	553.42	-	9,834.65
Date	Description		Debit	Credit	Type
05/30/2025	50976 - Optimum Professional Property Management (OPPM) - Monthly Printing/mailing/supplies		553.42	-	Invoice
82700 - Professional Management: Contract		32,750.00	3,275.00	-	36,025.00
Date	Description		Debit	Credit	Type
05/01/2025	5132763 - Optimum Professional Property Management (OPPM) - Management Fee		3,275.00	-	Invoice
82800 - Miscellaneous Administration		2,457.40	186.00	-	2,643.40
Date	Description		Debit	Credit	Type
05/19/2025	20250512 - Secretary of State - SOS Fee		35.00	-	Invoice
05/30/2025	50976 - Optimum Professional Property Management (OPPM) - monthly misc admin		151.00	-	Invoice
83000 - Reserve Study		0.00	1,915.00	-	1,915.00
Date	Description		Debit	Credit	Type
05/08/2025	14564 - Foresight Financial Services of California - Reserve Study		1,915.00	-	Invoice
83100 - Tax: Federal		66.20	-	-	66.20
Date	Description		Debit	Credit	Type
83200 - Tax: State		3,785.00	-	-	3,785.00
Date	Description		Debit	Credit	Type

South Coast Shores Homeowners Association

GL Trial Balance For 5/1/2025 - 5/31/2025

			Current			
			Beginning Balance	Debit	Credit	Ending Balance
93600 - General Reserves			157,800.00	11,250.00	-	169,050.00
Date	Description		Debit		Credit	Type
05/09/2025	Monthly Reserve Contribution		11,250.00		-	GL Entry
98990 - Interest			14,979.32	1,570.59	-	16,549.91
Date	Description		Debit		Credit	Type
05/01/2025	Batched	May Interest	1,512.39		-	GL Entry
05/30/2025		May Interest	58.20		-	GL Entry
Net Total			0.00	268,372.49	268,372.49	0.00

South Coast Shores Homeowners Association

Bank Account Reconciliation for Period 5/31/2025

Reconciliation Summary

Bank Account	Bank Bal.	Uncleared Items	Adj. Balance	Book Balance	Status
Pacific Premier Bank Op	224,327.05	-8,854.92	215,472.13	215,472.13	Balanced
Alliance Op MMA	0.00	0.00	0.00	0.00	Balanced
Alliance Association Bank	104,700.52	0.00	104,700.52	104,700.52	Balanced
Banc of California	125,811.12	0.00	125,811.12	125,811.12	Balanced
Comerica Bank	1,720.85	0.00	1,720.85	1,720.85	Balanced
First Foundation MMA	10,104.33	0.00	10,104.33	10,104.33	Balanced
First Foundation Bank	170,936.96	0.00	170,936.96	170,936.96	Balanced
First Foundation Bank	103,943.28	0.00	103,943.28	103,943.28	Balanced
First Foundation	46,789.55	0.00	46,789.55	46,789.55	Balanced
FCB MMA	60,444.84	0.00	60,444.84	60,444.84	Balanced
Pacific Premier Bank MMA	196,905.03	0.00	196,905.03	196,905.03	Balanced

Unreconciled Items

Date	Description	Check No	Amount
Pacific Premier Bank Op			
1/31/2025	Absolute Sign,Inc.	2722	-728.39
5/8/2025	Foresight Financial Services of California	2760	-1,915.00
5/19/2025		2763	-400.00
5/19/2025	Relentless Land Care	2766	-150.00
5/30/2025	Tri-county Lighting Services Corp	2769	-569.94
5/30/2025	Acct: 99254461 eCheck		400.00
5/30/2025	Cal Sparkle Pool Inc	2768	-766.10
5/30/2025	Cal Sparkle Pool Inc	2768	-643.07
5/30/2025	Optimum Janitorial Services	ACH	-1,232.00
5/30/2025	Optimum Janitorial Services	ACH	-1,377.00
5/30/2025	Optimum Janitorial Services	ACH	-1,549.00
5/30/2025	Optimum Professional Property Management (OPPM)	ACH	-724.42
5/30/2025	Acct: 99245992 eCheck		400.00
5/31/2025	Acct: 99245537 eCheck		400.00
Total Pacific Premier Bank Op			-8,854.92

Reconciled Items

South Coast Shores Homeowners Association

Bank Account Reconciliation for Period 5/31/2025

Date	Description	Check No	Amount
Pacific Premier Bank Op			
4/30/2025	Acct: 99245537 eCheck		400.00
5/1/2025	Acct: 99224387 eCheck		400.00
5/1/2025	Acct: 99224351 eCheck		400.00
5/1/2025	Acct: 99227232 eCheck		400.00
5/1/2025	Acct: 99224376 CC		400.00
5/1/2025	Acct: 99224471 eCheck		400.00
5/1/2025	Lockbox - Klik Check		800.00
5/2/2025	Lockbox - Klik ACH		2,800.00
5/2/2025	Lockbox - Klik Check		800.00
5/3/2025	Acct: 99247274 eCheck		400.00
5/4/2025	Acct: 99237859 eCheck		400.00
5/5/2025	Acct: 99224308 ACH	ACH	400.00
5/5/2025	Acct: 99224319 ACH	ACH	400.00
5/5/2025	Acct: 99224323 ACH	ACH	400.00
5/5/2025	Acct: 99224325 ACH	ACH	400.00
5/5/2025	Acct: 99224330 ACH	ACH	400.00
5/5/2025	Acct: 99224335 ACH	ACH	400.00
5/5/2025	Acct: 99224336 ACH	ACH	400.00
5/5/2025	Acct: 99224349 ACH	ACH	400.00
5/5/2025	Acct: 99224358 ACH	ACH	400.00
5/5/2025	Acct: 99224363 ACH	ACH	400.00
5/5/2025	Acct: 99224370 ACH	ACH	400.00
5/5/2025	Acct: 99224372 ACH	ACH	400.00
5/5/2025	Acct: 99224378 ACH	ACH	400.00
5/5/2025	Acct: 99224380 ACH	ACH	400.00
5/5/2025	Acct: 99224589 ACH	ACH	400.00
5/5/2025	Acct: 99224384 ACH	ACH	400.00
5/5/2025	Acct: 99224592 ACH	ACH	400.00
5/5/2025	Acct: 99224386 ACH	ACH	400.00
5/5/2025	Acct: 99224595 ACH	ACH	400.00
5/5/2025	Acct: 99224390 ACH	ACH	400.00
5/5/2025	Acct: 99224599 ACH	ACH	400.00
5/5/2025	Acct: 99224398 ACH	ACH	400.00
5/5/2025	Acct: 99224612 ACH	ACH	400.00
5/5/2025	Acct: 99224399 ACH	ACH	400.00
5/5/2025	Acct: 99224662 ACH	ACH	400.00
5/5/2025	Acct: 99224402 ACH	ACH	400.00
5/5/2025	Acct: 99224666 ACH	ACH	400.00
5/5/2025	Acct: 99224404 ACH	ACH	400.00

South Coast Shores Homeowners Association

Bank Account Reconciliation for Period 5/31/2025

Date	Description	Check No	Amount
5/5/2025	Acct: 99225468 ACH	ACH	400.00
5/5/2025	Acct: 99224405 ACH	ACH	400.00
5/5/2025	Acct: 99224407 ACH	ACH	400.00
5/5/2025	Acct: 99224408 ACH	ACH	400.00
5/5/2025	Acct: 99225775 ACH	ACH	400.00
5/5/2025	Acct: 99224409 ACH	ACH	400.00
5/5/2025	Acct: 99225863 ACH	ACH	400.00
5/5/2025	Acct: 99224413 ACH	ACH	400.00
5/5/2025	Acct: 99225990 ACH	ACH	400.00
5/5/2025	Acct: 99224414 ACH	ACH	400.00
5/5/2025	Acct: 99227181 ACH	ACH	400.00
5/5/2025	Acct: 99224416 ACH	ACH	400.00
5/5/2025	Acct: 99227353 ACH	ACH	400.00
5/5/2025	Acct: 99224417 ACH	ACH	400.00
5/5/2025	Acct: 99229854 ACH	ACH	400.00
5/5/2025	Acct: 99224421 ACH	ACH	400.00
5/5/2025	Acct: 99230534 ACH	ACH	400.00
5/5/2025	Acct: 99224423 ACH	ACH	400.00
5/5/2025	Acct: 99232666 ACH	ACH	400.00
5/5/2025	Acct: 99224426 ACH	ACH	400.00
5/5/2025	Acct: 99224428 ACH	ACH	400.00
5/5/2025	Acct: 99233746 ACH	ACH	400.00
5/5/2025	Acct: 99224434 ACH	ACH	400.00
5/5/2025	Acct: 99236494 ACH	ACH	400.00
5/5/2025	Acct: 99239397 ACH	ACH	400.00
5/5/2025	Acct: 99224435 ACH	ACH	400.00
5/5/2025	Acct: 99241017 ACH	ACH	400.00
5/5/2025	Acct: 99224440 ACH	ACH	400.00
5/5/2025	Acct: 99242586 ACH	ACH	400.00
5/5/2025	Acct: 99224443 ACH	ACH	400.00
5/5/2025	Acct: 99224445 ACH	ACH	400.00
5/5/2025	Acct: 99246194 ACH	ACH	400.00
5/5/2025	Acct: 99250419 ACH	ACH	400.00
5/5/2025	Acct: 99224448 ACH	ACH	400.00
5/5/2025	Acct: 99224449 ACH	ACH	400.00
5/5/2025	Acct: 99252481 ACH	ACH	400.00
5/5/2025	Acct: 99224453 ACH	ACH	400.00
5/5/2025	Acct: 99252880 ACH	ACH	400.00
5/5/2025	Acct: 99224463 ACH	ACH	400.00
5/5/2025	Acct: 99254489 ACH	ACH	400.00
5/5/2025	Acct: 99224468 ACH	ACH	400.00
5/5/2025	Acct: 99254858 ACH	ACH	400.00

South Coast Shores Homeowners Association

Bank Account Reconciliation for Period 5/31/2025

Date	Description	Check No	Amount
5/5/2025	Acct: 99224473 ACH	ACH	400.00
5/5/2025	Acct: 99257699 ACH	ACH	400.00
5/5/2025	Acct: 99224478 ACH	ACH	400.00
5/5/2025	Acct: 99257933 ACH	ACH	400.00
5/5/2025	Acct: 99224487 ACH	ACH	400.00
5/5/2025	Acct: 99259054 ACH	ACH	400.00
5/5/2025	Acct: 99224491 ACH	ACH	400.00
5/5/2025	Acct: 99259309 ACH	ACH	400.00
5/5/2025	Acct: 99224492 ACH	ACH	400.00
5/5/2025	Acct: 99224497 ACH	ACH	400.00
5/5/2025	Acct: 99224500 ACH	ACH	400.00
5/5/2025	Acct: 99224512 ACH	ACH	400.00
5/5/2025	Acct: 99224517 ACH	ACH	400.00
5/5/2025	Acct: 99224520 ACH	ACH	400.00
5/5/2025	Acct: 99224524 ACH	ACH	400.00
5/5/2025	Acct: 99224273 ACH	ACH	400.00
5/5/2025	Acct: 99224531 ACH	ACH	400.00
5/5/2025	Acct: 99224284 ACH	ACH	400.00
5/5/2025	Acct: 99224533 ACH	ACH	400.00
5/5/2025	Acct: 99224290 ACH	ACH	400.00
5/5/2025	Acct: 99224543 ACH	ACH	400.00
5/5/2025	Acct: 99224296 ACH	ACH	400.00
5/5/2025	Acct: 99224300 ACH	ACH	400.00
5/5/2025	Acct: 99224548 ACH	ACH	400.00
5/5/2025	Acct: 99224549 ACH	ACH	400.00
5/5/2025	Acct: 99224563 ACH	ACH	400.00
5/5/2025	Acct: 99224569 ACH	ACH	400.00
5/5/2025	Acct: 99224574 ACH	ACH	400.00
5/5/2025	Acct: 99224575 ACH	ACH	400.00
5/5/2025	Acct: 99224579 ACH	ACH	400.00
5/5/2025	Acct: 99228677 eCheck		400.00
5/5/2025	Acct: 99224306 eCheck		400.00
5/5/2025	Acct: 99224362 eCheck		400.00
5/5/2025	Acct: 99224357 eCheck		400.00
5/5/2025	Lockbox - Klik ACH		2,800.00
5/5/2025	Lockbox - Klik Check		1,600.00
5/6/2025	Acct: 99224410 CC		400.00
5/6/2025	Lockbox - Klik ACH		400.00
5/6/2025	Lockbox - Klik Check		400.00
5/7/2025	Acct: 99224383 eCheck		400.00
5/7/2025	Lockbox - Klik ACH		2,400.00
5/7/2025	Lockbox - Klik Check		2,000.00

South Coast Shores Homeowners Association

Bank Account Reconciliation for Period 5/31/2025

Date	Description	Check No	Amount
5/8/2025	Lockbox - Klik ACH		800.00
5/8/2025	Lockbox - Klik Check		1,200.00
5/9/2025	Lockbox - Klik ACH		400.00
5/9/2025	Lockbox - Klik Check		400.00
5/12/2025	Lockbox - Klik ACH		400.00
5/13/2025	Acct: 99224588 eCheck		400.00
5/13/2025	Lockbox - Klik ACH		1,600.00
5/13/2025	Lockbox - Klik Check		835.00
5/14/2025	Lockbox - Klik ACH		400.00
5/15/2025	Acct: 99224279 eCheck		400.00
5/15/2025	Lockbox - Klik Check		150.00
5/16/2025	Lockbox - Klik Check		200.00
5/18/2025	Acct: 99230522 eCheck		400.00
5/20/2025	Acct: 99224429 eCheck		400.00
5/24/2025	Acct: 99224506 eCheck		1,600.00
5/27/2025	Lockbox - Klik ACH		800.00
5/29/2025	Lockbox - Klik ACH		1,600.00
5/29/2025	Lockbox - Klik Check		1,900.00
5/30/2025	Lockbox - Klik ACH		400.00
5/30/2025	Lockbox - Klik Check		800.00
4/24/2025	Republic Services	2752	-7,731.17
4/24/2025	Relentless Land Care	2754	-165.00
4/24/2025	Relentless Land Care	2754	-210.00
4/24/2025	Integrated Vegetation Management Inc	2755	-2,100.00
4/24/2025	Relentless Land Care	2754	-420.00
4/24/2025	Relentless Land Care	2754	-1,318.75
4/24/2025	Relentless Land Care	2754	-98.00
4/24/2025	Relentless Land Care	2754	-655.00
4/24/2025	Relentless Land Care	2754	-350.00
4/24/2025	Relentless Land Care	2754	-150.00
5/1/2025	Optimum Professional Property Management (OPPM)	ACH	-3,275.00
5/2/2025	Relentless Land Care	2756	-15,752.28
5/2/2025	Cal Sparkle Pool Inc	2757	-560.00
5/2/2025	Newport Exterminating	2758	-281.00
5/8/2025	Acct: 99252880 ACH ...2029		-400.00
5/8/2025	Cal Sparkle Pool Inc	2759	-284.26
5/8/2025	Integrated Vegetation Management Inc	2761	-2,100.00
5/8/2025	Cal Sparkle Pool Inc	2759	-300.00
5/8/2025	Orange County Water District	2762	-17.20
5/8/2025	California Gate & Entry Systems	ACH	-85.00
5/8/2025	Integrated Vegetation Management Inc	2761	-2,100.00
5/9/2025	Transfer to Pacific Premier Bank MMA		-11,250.00

South Coast Shores Homeowners Association

Bank Account Reconciliation for Period 5/31/2025

Date	Description	Check No	Amount
5/13/2025	Doorking Inc.		-199.80
5/13/2025	Acct: 99224531 ACH ...8514		-400.00
5/15/2025	City of Santa Ana		-437.78
5/19/2025	Secretary of State	2764	-35.00
5/19/2025	Patrol Masters Security Services, Inc.	2765	-1,647.47
5/19/2025	SoCal Gas		-1,420.05
5/19/2025	SCE		-3,087.99
5/20/2025	Republic Services	2767	-7,731.17
Total Pacific Premier Bank Op			10,123.08

Alliance Association Bank

5/1/2025	May Interest		370.44
Total Alliance Association Bank			370.44

Comerica Bank

5/1/2025	May Interest		0.22
Total Comerica Bank			0.22

FCB MMA

5/1/2025	May Interest		8.73
Total FCB MMA			8.73

First Foundation

5/1/2025	May Interest		187.28
Total First Foundation			187.28

First Foundation Bank

5/1/2025	May Interest		582.59
5/1/2025	May Interest		354.77
Total First Foundation Bank			937.36

First Foundation MMA

5/1/2025	May Interest		8.58
Total First Foundation MMA			8.58

Pacific Premier Bank MMA

South Coast Shores Homeowners Association

Bank Account Reconciliation for Period 5/31/2025

Date	Description	Check No	Amount
5/9/2025	Transfer from Pacific Premier Bank Op		11,250.00
5/30/2025	May Interest		58.20
5/8/2025	Tri-Star Construction And Restoration Services, Inc	261	-3,753.00
Total Pacific Premier Bank MMA			7,555.20



SOUTH COAST SHORES HOMEOWNERS
ASSOCIATION
OPTIMUM PROFESSIONAL PROPERTY
MANAGEMENT INC.
230 COMMERCE STE 250
IRVINE CA 92602-1338

Page 1 of 2
Branch 010
Account Number: 3122001195
Date 05/30/2025
EM

HOA MONEY MARKET

Acct 3122001195

Summary of Activity Since Your Last Statement

Beginning Balance	5/01/25	189,349.83
Deposits / Misc Credits	2	11,308.20
Withdrawals / Misc Debits	1	3,753.00
** Ending Balance	5/31/25	196,905.03 **
Service Charge		.00
Interest Paid Thru 5/31/25		58.20
Interest Paid Year To Date		255.48
Average Rate / Cycle Days		.35000 / 31
Enclosures		1

Deposits and Credits

Date	Deposits	Withdrawals	Activity Description
5/09	11,250.00		DataVault Transfer from #0834
5/30	58.20		INTEREST EARNED

Checks in Check Number Order

Date	Check No	Amount	Date	Check No	Amount	Date	Check No	Amount
5/16	261	3,753.00						

* indicates a break in check number sequence

Daily Balance Summary

Date	Balance	Date	Balance	Date	Balance
5/09	200,599.83	5/16	196,846.83	5/30	196,905.03



SOUTH COAST SHORES HOMEOWNERS
ASSOCIATION
OPTIMUM PROFESSIONAL PROPERTY
MANAGEMENT INC.
230 COMMERCE STE 250
IRVINE CA 92602-1338

Page 1 of 12
Branch 010
Account Number: 3121000834
Date 05/30/2025
EM

HOA NON INT CKG

Acct 3121000834

Summary of Activity Since Your Last Statement

Beginning Balance	5/01/25	214,203.97	
Deposits / Misc Credits	136	74,685.00	
Withdrawals / Misc Debits	21	64,561.92	
** Ending Balance	5/31/25	224,327.05	**
Service Charge		.00	
Enclosures		12	

Deposits and Credits

Date	Deposits	Withdrawals	Activity Description
5/01	400.00		PayLease.com/Settlement 000023819477366 Optimum Property Manag
5/01	800.00		HOA LOCKBOX DEPOSIT
5/02	400.00		PAYLEASE.COM/CREDIT 423070631 Optimum Property Manag
5/02	1,600.00		PayLease.com/Settlement 000023838995014 Optimum Property Manag
5/02	2,800.00		9000005993/Catch CR EM479B6P eKlik
5/02	800.00		HOA LOCKBOX DEPOSIT
5/05	2,800.00		9000005993/Catch CR EM5LS338 eKlik
5/05	1,600.00		HOA LOCKBOX DEPOSIT
5/06	400.00		South Coast Shor/OwnerDraft 099224473 South Coast Shores Hom
5/06	400.00		South Coast Shor/OwnerDraft 099252481 South Coast Shores Hom
5/06	400.00		South Coast Shor/OwnerDraft 099224512 South Coast Shores Hom
5/06	400.00		South Coast Shor/OwnerDraft 099224300 South Coast Shores Hom
5/06	400.00		South Coast Shor/OwnerDraft 099224434 South Coast Shores Hom
5/06	400.00		South Coast Shor/OwnerDraft 099250419 South Coast Shores Hom
5/06	400.00		South Coast Shor/OwnerDraft



SOUTH COAST SHORES HOMEOWNERS
ASSOCIATION
OPTIMUM PROFESSIONAL PROPERTY
MANAGEMENT INC.
230 COMMERCE STE 250
IRVINE CA 92602-1338

Page 2 of 12
Branch 010
Account Number: 3121000834
Date 05/30/2025

EM

Deposits and Credits

Date	Deposits	Withdrawals	Activity Description
5/06	400.00		099225863 South Coast Shores Hom South Coast Shor/OwnerDraft
5/06	400.00		099224478 South Coast Shores Hom South Coast Shor/OwnerDraft
5/06	400.00		099254858 South Coast Shores Hom South Coast Shor/OwnerDraft
5/06	400.00		099224440 South Coast Shores Hom South Coast Shor/OwnerDraft
5/06	400.00		099224325 South Coast Shores Hom South Coast Shor/OwnerDraft
5/06	400.00		099224666 South Coast Shores Hom South Coast Shor/OwnerDraft
5/06	400.00		099224524 South Coast Shores Hom South Coast Shor/OwnerDraft
5/06	400.00		099224386 South Coast Shores Hom South Coast Shor/OwnerDraft
5/06	400.00		099224384 South Coast Shores Hom South Coast Shor/OwnerDraft
5/06	400.00		099224612 South Coast Shores Hom South Coast Shor/OwnerDraft
5/06	400.00		099230534 South Coast Shores Hom South Coast Shor/OwnerDraft
5/06	400.00		099254489 South Coast Shores Hom South Coast Shor/OwnerDraft
5/06	400.00		099241017 South Coast Shores Hom South Coast Shor/OwnerDraft
5/06	400.00		099224416 South Coast Shores Hom South Coast Shor/OwnerDraft
5/06	400.00		099224413 South Coast Shores Hom South Coast Shor/OwnerDraft
5/06	400.00		099224453 South Coast Shores Hom South Coast Shor/OwnerDraft
5/06	400.00		099227181 South Coast Shores Hom South Coast Shor/OwnerDraft
5/06	400.00		099257933 South Coast Shores Hom South Coast Shor/OwnerDraft
5/06	400.00		099257699 South Coast Shores Hom South Coast Shor/OwnerDraft
5/06	400.00		099224520 South Coast Shores Hom



SOUTH COAST SHORES HOMEOWNERS
ASSOCIATION
OPTIMUM PROFESSIONAL PROPERTY
MANAGEMENT INC.
230 COMMERCE STE 250
IRVINE CA 92602-1338

Page 3 of 12
Branch 010
Account Number: 3121000834
Date 05/30/2025
EM

Deposits and Credits

Date	Deposits	Withdrawals	Activity Description
5/06	400.00		South Coast Shor/OwnerDraft 099224448 South Coast Shores Hom
5/06	400.00		South Coast Shor/OwnerDraft 099239397 South Coast Shores Hom
5/06	400.00		South Coast Shor/OwnerDraft 099224399 South Coast Shores Hom
5/06	400.00		South Coast Shor/OwnerDraft 099224308 South Coast Shores Hom
5/06	400.00		South Coast Shor/OwnerDraft 099225468 South Coast Shores Hom
5/06	400.00		South Coast Shor/OwnerDraft 099224449 South Coast Shores Hom
5/06	400.00		South Coast Shor/OwnerDraft 099233746 South Coast Shores Hom
5/06	400.00		South Coast Shor/OwnerDraft 099224390 South Coast Shores Hom
5/06	400.00		South Coast Shor/OwnerDraft 099224349 South Coast Shores Hom
5/06	400.00		South Coast Shor/OwnerDraft 099224335 South Coast Shores Hom
5/06	400.00		South Coast Shor/OwnerDraft 099224445 South Coast Shores Hom
5/06	400.00		South Coast Shor/OwnerDraft 099224443 South Coast Shores Hom
5/06	400.00		South Coast Shor/OwnerDraft 099224487 South Coast Shores Hom
5/06	400.00		South Coast Shor/OwnerDraft 099224296 South Coast Shores Hom
5/06	400.00		South Coast Shor/OwnerDraft 099224426 South Coast Shores Hom
5/06	400.00		South Coast Shor/OwnerDraft 099224409 South Coast Shores Hom
5/06	400.00		South Coast Shor/OwnerDraft 099224273 South Coast Shores Hom
5/06	400.00		South Coast Shor/OwnerDraft 099259309 South Coast Shores Hom
5/06	400.00		South Coast Shor/OwnerDraft 099224563 South Coast Shores Hom
5/06	400.00		South Coast Shor/OwnerDraft



SOUTH COAST SHORES HOMEOWNERS
ASSOCIATION
OPTIMUM PROFESSIONAL PROPERTY
MANAGEMENT INC.
230 COMMERCE STE 250
IRVINE CA 92602-1338

Page 4 of 12
Branch 010
Account Number: 3121000834
Date 05/30/2025

EM

Deposits and Credits

Date	Deposits	Withdrawals	Activity Description
5/06	400.00		099224421 South Coast Shores Hom South Coast Shor/OwnerDraft
5/06	400.00		099232666 South Coast Shores Hom South Coast Shor/OwnerDraft
5/06	400.00		099224414 South Coast Shores Hom South Coast Shor/OwnerDraft
5/06	400.00		099224423 South Coast Shores Hom South Coast Shor/OwnerDraft
5/06	400.00		099224579 South Coast Shores Hom South Coast Shor/OwnerDraft
5/06	400.00		099224284 South Coast Shores Hom South Coast Shor/OwnerDraft
5/06	400.00		099224323 South Coast Shores Hom South Coast Shor/OwnerDraft
5/06	400.00		099224662 South Coast Shores Hom South Coast Shor/OwnerDraft
5/06	400.00		099224592 South Coast Shores Hom South Coast Shor/OwnerDraft
5/06	400.00		099225775 South Coast Shores Hom South Coast Shor/OwnerDraft
5/06	400.00		099224569 South Coast Shores Hom South Coast Shor/OwnerDraft
5/06	400.00		099225990 South Coast Shores Hom South Coast Shor/OwnerDraft
5/06	400.00		099224380 South Coast Shores Hom South Coast Shor/OwnerDraft
5/06	400.00		099224370 South Coast Shores Hom South Coast Shor/OwnerDraft
5/06	400.00		099224330 South Coast Shores Hom South Coast Shor/OwnerDraft
5/06	400.00		099236494 South Coast Shores Hom South Coast Shor/OwnerDraft
5/06	400.00		099224290 South Coast Shores Hom South Coast Shor/OwnerDraft
5/06	400.00		099229854 South Coast Shores Hom South Coast Shor/OwnerDraft
5/06	400.00		099224517 South Coast Shores Hom South Coast Shor/OwnerDraft
5/06	400.00		099224497 South Coast Shores Hom



SOUTH COAST SHORES HOMEOWNERS
ASSOCIATION
OPTIMUM PROFESSIONAL PROPERTY
MANAGEMENT INC.
230 COMMERCE STE 250
IRVINE CA 92602-1338

Page 5 of 12
Branch 010
Account Number: 3121000834
Date 05/30/2025
EM

Deposits and Credits

Date	Deposits	Withdrawals	Activity Description
5/06	400.00		South Coast Shor/OwnerDraft 099224533 South Coast Shores Hom
5/06	400.00		South Coast Shor/OwnerDraft 099224491 South Coast Shores Hom
5/06	400.00		South Coast Shor/OwnerDraft 099224574 South Coast Shores Hom
5/06	400.00		South Coast Shor/OwnerDraft 099224543 South Coast Shores Hom
5/06	400.00		South Coast Shor/OwnerDraft 099259054 South Coast Shores Hom
5/06	400.00		South Coast Shor/OwnerDraft 099224319 South Coast Shores Hom
5/06	400.00		South Coast Shor/OwnerDraft 099224363 South Coast Shores Hom
5/06	400.00		South Coast Shor/OwnerDraft 099224404 South Coast Shores Hom
5/06	400.00		South Coast Shor/OwnerDraft 099224407 South Coast Shores Hom
5/06	400.00		South Coast Shor/OwnerDraft 099224336 South Coast Shores Hom
5/06	400.00		South Coast Shor/OwnerDraft 099224402 South Coast Shores Hom
5/06	400.00		South Coast Shor/OwnerDraft 099224531 South Coast Shores Hom
5/06	400.00		South Coast Shor/OwnerDraft 099224408 South Coast Shores Hom
5/06	400.00		South Coast Shor/OwnerDraft 099227353 South Coast Shores Hom
5/06	400.00		South Coast Shor/OwnerDraft 099224575 South Coast Shores Hom
5/06	400.00		South Coast Shor/OwnerDraft 099224417 South Coast Shores Hom
5/06	400.00		South Coast Shor/OwnerDraft 099224500 South Coast Shores Hom
5/06	400.00		South Coast Shor/OwnerDraft 099252880 South Coast Shores Hom
5/06	400.00		South Coast Shor/OwnerDraft 099224599 South Coast Shores Hom
5/06	400.00		South Coast Shor/OwnerDraft



SOUTH COAST SHORES HOMEOWNERS
ASSOCIATION
OPTIMUM PROFESSIONAL PROPERTY
MANAGEMENT INC.
230 COMMERCE STE 250
IRVINE CA 92602-1338

Page 6 of 12
Branch 010
Account Number: 3121000834
Date 05/30/2025

EM

Deposits and Credits

Date	Deposits	Withdrawals	Activity Description
5/06	400.00		099224358 South Coast Shores Hom South Coast Shor/OwnerDraft
5/06	400.00		099224378 South Coast Shores Hom South Coast Shor/OwnerDraft
5/06	400.00		099224468 South Coast Shores Hom South Coast Shor/OwnerDraft
5/06	400.00		099224549 South Coast Shores Hom South Coast Shor/OwnerDraft
5/06	400.00		099224372 South Coast Shores Hom South Coast Shor/OwnerDraft
5/06	400.00		099224398 South Coast Shores Hom South Coast Shor/OwnerDraft
5/06	400.00		099224428 South Coast Shores Hom South Coast Shor/OwnerDraft
5/06	400.00		099246194 South Coast Shores Hom South Coast Shor/OwnerDraft
5/06	400.00		099224435 South Coast Shores Hom South Coast Shor/OwnerDraft
5/06	400.00		099224405 South Coast Shores Hom South Coast Shor/OwnerDraft
5/06	400.00		099224463 South Coast Shores Hom South Coast Shor/OwnerDraft
5/06	400.00		099224492 South Coast Shores Hom South Coast Shor/OwnerDraft
5/06	400.00		099224548 South Coast Shores Hom South Coast Shor/OwnerDraft
5/06	400.00		099242586 South Coast Shores Hom South Coast Shor/OwnerDraft
5/06	400.00		099224595 South Coast Shores Hom South Coast Shor/OwnerDraft
5/06	400.00		099224589 South Coast Shores Hom 9000005993/Catch CR
5/06	2,000.00		EM9PX6LQ eKlik PayLease.com/Settlement
5/06	400.00		000023884542410 Optimum Property Manag HOA LOCKBOX DEPOSIT
5/07	400.00		PayLease.com/Settlement
5/07	400.00		000023903002022 Optimum Property Manag PAYLEASE.COM/CREDIT



SOUTH COAST SHORES HOMEOWNERS
ASSOCIATION
OPTIMUM PROFESSIONAL PROPERTY
MANAGEMENT INC.
230 COMMERCE STE 250
IRVINE CA 92602-1338

Page 7 of 12
Branch 010
Account Number: 3121000834
Date 05/30/2025

EM

Deposits and Credits

Date	Deposits	Withdrawals	Activity Description
5/07	2,400.00		424809481 Optimum Property Manag 9000005993/Catch CR EMC27HCR eKlik
5/07	2,000.00		HOA LOCKBOX DEPOSIT
5/08	400.00		PayLease.com/Settlement 000023915107354 Optimum Property Manag 9000005993/Catch CR EMDFM4JJ eKlik
5/08	800.00		HOA LOCKBOX DEPOSIT
5/08	1,200.00		9000005993/Catch CR EMFSWYYA eKlik
5/09	400.00		HOA LOCKBOX DEPOSIT
5/12	400.00		9000005993/Catch CR EMH5F27Y eKlik
5/13	1,600.00		9000005993/Catch CR EMM8KB3W eKlik
5/13	835.00		HOA LOCKBOX DEPOSIT
5/14	400.00		9000005993/Catch CR EMNN0JGM eKlik
5/14	400.00		PayLease.com/Settlement 000023956389482 Optimum Property Manag HOA LOCKBOX DEPOSIT
5/15	150.00		PayLease.com/Settlement
5/16	400.00		000023970078798 Optimum Property Manag HOA LOCKBOX DEPOSIT
5/16	200.00		PayLease.com/Settlement
5/20	400.00		000023989143254 Optimum Property Manag PayLease.com/Settlement
5/21	400.00		000024000914810 Optimum Property Manag 9000005993/Catch CR EN3BCB4K eKlik
5/27	800.00		PayLease.com/Settlement
5/28	1,600.00		000024034834762 Optimum Property Manag 9000005993/Catch CR ENB5HX06 eKlik
5/29	1,600.00		HOA LOCKBOX DEPOSIT
5/29	1,900.00		9000005993/Catch CR
5/30	400.00		ENCJW9CU eKlik
5/30	800.00		HOA LOCKBOX DEPOSIT



SOUTH COAST SHORES HOMEOWNERS
ASSOCIATION
OPTIMUM PROFESSIONAL PROPERTY
MANAGEMENT INC.
230 COMMERCE STE 250
IRVINE CA 92602-1338

Page 8 of 12
Branch 010
Account Number: 3121000834
Date 05/30/2025
EM

Deposits and Credits

Date	Deposits	Withdrawals	Activity Description
------	----------	-------------	----------------------

Withdrawals and Debits

Date	Deposits	Withdrawals	Activity Description
5/02		3,275.00	South Coast Shor/Invoice X5132763 South Coast Shores Hom
5/06		400.00	ACH Return Debit Joanne Frake 099224531 No Account/Unable to Locate Account
5/07		400.00	ACH Return Debit Sonia Lee 099252880 Account Closed
5/09		11,250.00	DataVault Transfer to #1195
5/09		85.00	South Coast Shor/Invoice X5131345 South Coast Shores Hom
5/12		1,420.05	SOCALGAS/SIMPLEPAY 109508170079052 SOUTH COAST SHORES
5/12		3,087.99	SO CAL EDISON CO/DIRECTPAY 700132505579 SOUTH COAST SHORES HOA
5/13		199.80	DOORKING, INC/DOORKING M121026251620 SOUTH COAST SHORES
5/15		437.78	CITY OF SANTAANA/UTILITY 4744450 SOUTH COAST SHORES *HO

Checks in Check Number Order

Date	Check No	Amount	Date	Check No	Amount	Date	Check No	Amount
5/02	2752	7,731.17	5/09	2757	560.00	5/15	2762	17.20
5/06	2754*	3,366.75	5/19	2758	281.00	5/30	2764*	35.00
5/01	2755	2,100.00	5/13	2759	584.26	5/23	2765	1,647.47
5/21	2756	15,752.28	5/20	2761*	4,200.00	5/27	2767*	7,731.17

* indicates a break in check number sequence

Daily Balance Summary

Date	Balance	Date	Balance	Date	Balance
5/01	213,303.97	5/08	258,531.05	5/15	245,473.97
5/02	207,897.80	5/09	247,436.05	5/16	246,073.97
5/05	212,297.80	5/12	243,328.01	5/19	245,792.97
5/06	251,331.05	5/13	244,978.95	5/20	241,992.97
5/07	256,131.05	5/14	245,778.95	5/21	226,640.69



SOUTH COAST SHORES HOMEOWNERS
ASSOCIATION
OPTIMUM PROFESSIONAL PROPERTY
MANAGEMENT INC.
230 COMMERCE STE 250
IRVINE CA 92602-1338

Page 9 of 12
Branch 010
Account Number: 3121000834
Date 05/30/2025
EM

Daily Balance Summary

Date	Balance	Date	Balance	Date	Balance
5/23	224,993.22	5/28	219,662.05	5/30	224,327.05
5/27	218,062.05	5/29	223,162.05		



Alliance Association Bank, a division of Western Alliance Bank.
Member FDIC.
PO Box 26237 • Las Vegas, NV 89126-0237
Return Service Requested

SOUTH COAST SHORES HOMEOWNERS ASSOC
C/O OPTIMUM PROFESSIONAL PROPERTY
COD
230 COMMERCE SUITE 250
IRVINE CA 92602-1338

Last statement: April 30, 2025
This statement: May 31, 2025
Total days in statement period: 31

Page 1
XXXXXX2689
(0)

Direct inquiries to:
888-734-4567

Alliance Association Bank
3033 W Ray Road, Ste 200
Chandler AZ 85226

THANK YOU FOR BANKING WITH US!

AAB CD

Account number	XXXXXX2689
Total principal	\$101,749.42
Total current balance	\$104,700.52
Total interest year to date	\$1,851.28

DAILY ACTIVITY

Date	Description	Additions	Subtractions	Balance
04-30	Beginning balance			\$104,330.08
05-16	Interest Credit	370.44		104,700.52
05-31	Ending totals	370.44	.00	\$104,700.52

Thank you for banking with Alliance Association Bank

Account*****1197SOUTH COAST SHO

Main

SOUTH COAST SHORES HOMEOWNERS ASSOCIATION
C/O OPTIMUM PROPERTY MGMT INC
230 COMMERCE, STE 250
IRVINE CA 92602

TIN95 2930418
Date of Birth
Emailkvos@optimumpm.com
Work Phone(714)508-9070
Additional

Current Balance10,104.33
Proof0.00
Memo0.00
Adjusted Ledger10,104.33
Float (EFAA)0.00
Current Collected10,104.33
Hold Amount0.00
Avail Dep Trfs0.00
Unused LOC0.00
Current Available10,104.33
Current Balance10,104.33
Chrgs Accrued0.00
Earnings Due0.00
Memo/Proof0.00
LOC Balance0.00
Closing Amount10,104.33
Write Off0.00

CIF Comments
LocationNot ApplicableOwnerCorporation
TypePromo MM-BAccount TypeHOA
Statement Cyde030Handling CodeBad Address
OfficerE Sicat Soufi# ATM Cards
FDIC EligibilityEligible

History ViewHistory

Date Last Statement05/31/2025

Date	Multiple Completion	Description	Check	Good Funds	Credit Amount	Balance	Debit Amount	RBS	TC Reference	Reference Account	Maint Date	R	Present
11/29/2023		Balance Forward	0			9,920.23		0	0				
11/30/2023	*	Accr Earning Pymt	0		11.75	9,931.98		0	111 Added to Account				
12/31/2023	*	Accr Earning Pymt	0		12.15	9,944.13		0	111 Added to Account				
01/31/2024	*	Accr Earning Pymt	0		11.30	9,955.43		0	111 Added to Account				
02/29/2024	*	Accr Earning Pymt	0		9.83	9,965.26		0	111 Added to Account				
03/31/2024	*	Accr Earning Pymt	0		10.52	9,975.78		0	111 Added to Account				
04/30/2024	*	Accr Earning Pymt	0		10.19	9,985.97		0	111 Added to Account				
05/31/2024	*	Accr Earning Pymt	0		10.54	9,996.51		0	111 Added to Account				
06/30/2024	*	Accr Earning Pymt	0		10.21	10,006.72		0	111 Added to Account				
07/31/2024	*	Accr Earning Pymt	0		10.56	10,017.28		0	111 Added to Account				
08/31/2024	*	Accr Earning Pymt	0		10.57	10,027.85		0	111 Added to Account				
09/17/2024	*	ACH Deposit	0		45,300.00	55,327.85		0	118 South Coast Shor Transfer				
09/17/2024	*	Withdrawal	0			10,027.85	45,300.00	12912074	201				09/17/2024
09/30/2024	*	Accr Earning Pymt	0		9.44	10,037.29		0	111 Added to Account				
10/31/2024	*	Accr Earning Pymt	0		8.53	10,045.82		0	111 Added to Account				
11/30/2024	*	Accr Earning Pymt	0		8.26	10,054.08		0	111 Added to Account				
12/31/2024	*	Accr Earning Pymt	0		8.54	10,062.62		0	111 Added to Account				
01/31/2025	*	Accr Earning Pymt	0		8.55	10,071.17		0	111 Added to Account				
02/28/2025	*	Accr Earning Pymt	0		7.73	10,078.90		0	111 Added to Account				
03/31/2025	*	Accr Earning Pymt	0		8.56	10,087.46		0	111 Added to Account				
04/30/2025	*	Accr Earning Pymt	0		8.29	10,095.75		0	111 Added to Account				
*05/31/2025	*	Accr Earning Pymt	0		8.58	10,104.33		0	111 Added to Account				

data:text/html;charset=utf-8;base64,PCFET0NUWVBFIGh0bWw+DQo8aHRtbD4NCjxoZWfkPg0KPHRpdGxIPkREQSBJbnF1aXJ5IOKAkYBTT1VUSCBBT0FTVCBTSE88L3RpdGxIPg0KPHN0eWxIPg... 1/1

Account	*****7797	SOUTH COAST SHO
---------	-----------	-----------------

Main		
SOUTH COAST SHORES HOMEOWNERS ASSOCIATION C/O OPTIMUM PROPERTY MGMT INC 230 COMMERCE, STE 250 IRVINE CA 92602		TIN 95 2930418 Date of Birth Email kvos@optimumpm.com Work Phone (714)508-9070 Additional
CIF Comments Location Not Applicable Type 12-17 Month CD Officer E Sicat Soufi FDIC Eligibility Eligible		Owner Corporation Account Type HOA
		Interest Earn YTD 1,773.45 Interest Earn LYR 4,598.46 Earnings Term 1 Months Next Earnings Date 06/14/2025 Maturity Term 13 Months Next Maturity Date 12/14/2025 Interest Rate 4.1600 Earnings Compound Anticipated Earnings 367.88 Current Balance 103,943.28 Accrued Earnings 225.32 Penalty 2,132.40 Proof/Memo 0.00 Redemption Amt 102,036.20

History View History

Date	Maint Date	Description	Amount	Balance	Reference	RBS Reference Account	TC DC	Presented	Basis	Earnings Distr	Tran Date/Time	User
10/14/2020		Opening Deposit	95,157.00	95,157.00		12539169	100	10/14/2020	0.00	0.00	10/14/2020 5:35:29 PM	
11/14/2020		Accr Earning Payment	44.46	95,201.46	Added to Acct		111		0.00	0.00		
12/14/2020		Accr Earning Payment	43.05	95,244.51	Added to Acct		111		0.00	0.00		
01/14/2021		Accr Earning Payment	44.50	95,289.01	Added to Acct		111		0.00	0.00		
02/14/2021		Accr Earning Payment	44.52	95,333.53	Added to Acct		111		0.00	0.00		
03/14/2021		Accr Earning Payment	40.23	95,373.76	Added to Acct		111		0.00	0.00		
04/14/2021		Accr Earning Payment	44.56	95,418.32	Added to Acct		111		0.00	0.00		
05/14/2021		Accr Earning Payment	43.14	95,461.46	Added to Acct		111		0.00	0.00		
06/14/2021		Accr Earning Payment	44.60	95,506.06	Added to Acct		111		0.00	0.00		
07/14/2021		Accr Earning Payment	43.18	95,549.24	Added to Acct		111		0.00	0.00		
08/14/2021		Accr Earning Payment	44.64	95,593.88	Added to Acct		111		0.00	0.00		
09/14/2021		Accr Earning Payment	44.66	95,638.54	Added to Acct		111		0.00	0.00		
10/14/2021		Accr Earning Payment	43.24	95,681.78	Added to Acct		111		0.00	0.00		
10/14/2021		Rate Change	0.00	95,681.78	0.5500- 0.2000		60		0.00	0.00		
11/14/2021		Accr Earning Payment	16.25	95,698.03	Added to Acct		111		0.00	0.00		
12/14/2021		Accr Earning Payment	15.73	95,713.76	Added to Acct		111		0.00	0.00		
01/14/2022		Accr Earning Payment	16.26	95,730.02	Added to Acct		111		0.00	0.00		
02/14/2022		Accr Earning Payment	16.26	95,746.28	Added to Acct		111		0.00	0.00		
03/14/2022		Accr Earning Payment	14.69	95,760.97	Added to Acct		111		0.00	0.00		
04/14/2022		Accr Earning Payment	16.27	95,777.24	Added to Acct		111		0.00	0.00		
05/14/2022		Accr Earning Payment	15.75	95,792.99	Added to Acct		111		0.00	0.00		
06/14/2022		Accr Earning Payment	16.27	95,809.26	Added to Acct		111		0.00	0.00		
07/14/2022		Accr Earning Payment	15.75	95,825.01	Added to Acct		111		0.00	0.00		
08/14/2022		Accr Earning Payment	16.28	95,841.29	Added to Acct		111		0.00	0.00		
09/14/2022		Accr Earning Payment	16.28	95,857.57	Added to Acct		111		0.00	0.00		
10/14/2022		Accr Earning Payment	15.76	95,873.33	Added to Acct		111		0.00	0.00		
10/14/2022		Rate Change	0.00	95,873.33	0.2000- 1.0000		60		0.00	0.00		
11/14/2022		Accr Earning Payment	81.46	95,954.79	Added to Acct		111		0.00	0.00		
12/14/2022		Accr Earning Payment	78.90	96,033.69	Added to Acct		111		0.00	0.00		
01/14/2023		Accr Earning Payment	81.60	96,115.29	Added to Acct		111		0.00	0.00		
02/14/2023		Accr Earning Payment	81.67	96,196.96	Added to Acct		111		0.00	0.00		
03/14/2023		Accr Earning Payment	73.82	96,270.78	Added to Acct		111		0.00	0.00		
04/14/2023		Accr Earning Payment	81.80	96,352.58	Added to Acct		111		0.00	0.00		
05/14/2023		Accr Earning Payment	79.23	96,431.81	Added to Acct		111		0.00	0.00		
06/14/2023		Accr Earning Payment	81.93	96,513.74	Added to Acct		111		0.00	0.00		
07/14/2023		Accr Earning Payment	79.36	96,593.10	Added to Acct		111		0.00	0.00		
08/14/2023		Accr Earning Payment	82.07	96,675.17	Added to Acct		111		0.00	0.00		
09/14/2023		Accr Earning Payment	82.14	96,757.31	Added to Acct		111		0.00	0.00		
10/14/2023		Accr Earning Payment	79.56	96,836.87	Added to Acct		111		0.00	0.00		
10/16/2023		Rate Change	0.00	96,836.87	1.0000- 4.6410		60		0.00	0.00		

11/14/2023	Accr Earning Payment	363.04	97,199.91	Added to Acct	111	0.00	0.00
12/14/2023	Accr Earning Payment	371.46	97,571.37	Added to Acct	111	0.00	0.00
01/14/2024	Accr Earning Payment	385.33	97,956.70	Added to Acct	111	0.00	0.00
02/14/2024	Accr Earning Payment	386.85	98,343.55	Added to Acct	111	0.00	0.00
03/14/2024	Accr Earning Payment	363.28	98,706.83	Added to Acct	111	0.00	0.00
04/14/2024	Accr Earning Payment	389.81	99,096.64	Added to Acct	111	0.00	0.00
05/14/2024	Accr Earning Payment	378.70	99,475.34	Added to Acct	111	0.00	0.00
06/14/2024	Accr Earning Payment	392.85	99,868.19	Added to Acct	111	0.00	0.00
07/14/2024	Accr Earning Payment	381.65	100,249.84	Added to Acct	111	0.00	0.00
08/14/2024	Accr Earning Payment	395.91	100,645.75	Added to Acct	111	0.00	0.00
09/14/2024	Accr Earning Payment	397.47	101,043.22	Added to Acct	111	0.00	0.00
10/14/2024	Accr Earning Payment	386.14	101,429.36	Added to Acct	111	0.00	0.00
11/14/2024	Accr Earning Payment	400.56	101,829.92	Added to Acct	111	0.00	0.00
11/14/2024	Rate Change	0.00	101,829.92	4.6410— 1.0000	60	0.00	0.00
11/15/2024	Rate Change	0.00	101,829.92	1.0000— 4.1600	60	0.00	0.00
12/14/2024	Accr Earning Payment	339.91	102,169.83	Added to Acct	111	0.00	0.00
01/14/2025	Accr Earning Payment	361.60	102,531.43	Added to Acct	111	0.00	0.00
02/14/2025	Accr Earning Payment	362.88	102,894.31	Added to Acct	111	0.00	0.00
03/14/2025	Accr Earning Payment	328.87	103,223.18	Added to Acct	111	0.00	0.00
04/14/2025	Accr Earning Payment	365.33	103,588.51	Added to Acct	111	0.00	0.00
*05/14/2025	Accr Earning Payment	354.77	103,943.28	Added to Acct	111	0.00	0.00

Account	*****7973	SOUTH COAST SHO
---------	-----------	-----------------

Main

SOUTH COAST SHORES HOMEOWNERS ASSOCIATION C/O OPTIMUM PROPERTY MGMT INC 230 COMMERCE, STE 250 IRVINE CA 92602		TIN 95 2930418 Date of Birth Email kvos@optimumpm.com Work Phone (714)508-9070 Additional	Interest Earn YTD 3,208.51 Interest Earn LYR 5,719.78 Earnings Term 1 Months Next Earnings Date 06/30/2025 Maturity Term 9 Months Next Maturity Date 11/01/2025 Interest Rate 4.0200 Earnings Compound Anticipated Earnings 565.70 Current Balance 170,936.96 Accrued Earnings 37.66 Penalty 1,694.38 Proof/Memo 0.00 Redemption Amt 169,280.24
CIF Comments Location Not Applicable Type 180-364 Day CD Officer E Sicat Soufi FDIC Eligibility Eligible		Owner Account Type Corporation HOA	

History View History

Date	Maint Date	Description	Amount	Balance	Reference	RBS Reference Account	TC DC	Presented	Basis	Earnings Distr	Tran Date/Time	User
12/01/2020		Opening Deposit	155,000.00	155,000.00		12167737	100	12/01/2020	0.00	0.00	12/01/2020 5:15:35 PM	
01/01/2021		Accr Earning Payment	72.42	155,072.42	Added to Acct		111		0.00	0.00		
02/01/2021		Accr Earning Payment	72.45	155,144.87	Added to Acct		111		0.00	0.00		
03/01/2021		Accr Earning Payment	65.47	155,210.34	Added to Acct		111		0.00	0.00		
04/01/2021		Accr Earning Payment	72.52	155,282.86	Added to Acct		111		0.00	0.00		
05/01/2021		Accr Earning Payment	70.21	155,353.07	Added to Acct		111		0.00	0.00		
06/01/2021		Accr Earning Payment	72.59	155,425.66	Added to Acct		111		0.00	0.00		
07/01/2021		Accr Earning Payment	70.28	155,495.94	Added to Acct		111		0.00	0.00		
08/01/2021		Accr Earning Payment	72.65	155,568.59	Added to Acct		111		0.00	0.00		
09/01/2021		Accr Earning Payment	72.69	155,641.28	Added to Acct		111		0.00	0.00		
10/01/2021		Accr Earning Payment	70.37	155,711.65	Added to Acct		111		0.00	0.00		
11/01/2021		Accr Earning Payment	72.75	155,784.40	Added to Acct		111		0.00	0.00		
12/01/2021		Accr Earning Payment	70.44	155,854.84	Added to Acct		111		0.00	0.00		
12/01/2021		Rate Change	0.00	155,854.84	0.5500- 0.2000		60		0.00	0.00		
01/01/2022		Accr Earning Payment	26.48	155,881.32	Added to Acct		111		0.00	0.00		
02/01/2022		Accr Earning Payment	26.48	155,907.80	Added to Acct		111		0.00	0.00		
03/01/2022		Accr Earning Payment	23.92	155,931.72	Added to Acct		111		0.00	0.00		
04/01/2022		Accr Earning Payment	26.49	155,958.21	Added to Acct		111		0.00	0.00		
05/01/2022		Accr Earning Payment	25.64	155,983.85	Added to Acct		111		0.00	0.00		
06/01/2022		Accr Earning Payment	26.50	156,010.35	Added to Acct		111		0.00	0.00		
07/01/2022		Accr Earning Payment	25.65	156,036.00	Added to Acct		111		0.00	0.00		
08/01/2022		Accr Earning Payment	26.51	156,062.51	Added to Acct		111		0.00	0.00		
09/01/2022		Accr Earning Payment	26.51	156,089.02	Added to Acct		111		0.00	0.00		
10/01/2022		Accr Earning Payment	25.66	156,114.68	Added to Acct		111		0.00	0.00		
11/01/2022		Accr Earning Payment	26.52	156,141.20	Added to Acct		111		0.00	0.00		
12/01/2022		Accr Earning Payment	25.67	156,166.87	Added to Acct		111		0.00	0.00		
12/01/2022		Rate Change	0.00	156,166.87	0.2000- 1.0000		60		0.00	0.00		
12/02/2022		Rate Change	0.00	156,166.87	1.0000- 3.6800		60		0.00	0.00		
01/01/2023		Accr Earning Payment	477.33	156,644.20	Added to Acct		111		0.00	0.00		
02/01/2023		Accr Earning Payment	490.33	157,134.53	Added to Acct		111		0.00	0.00		
03/01/2023		Accr Earning Payment	444.20	157,578.73	Added to Acct		111		0.00	0.00		
04/01/2023		Accr Earning Payment	493.25	158,071.98	Added to Acct		111		0.00	0.00		
05/01/2023		Accr Earning Payment	478.81	158,550.79	Added to Acct		111		0.00	0.00		
06/01/2023		Accr Earning Payment	496.30	159,047.09	Added to Acct		111		0.00	0.00		
07/01/2023		Accr Earning Payment	481.77	159,528.86	Added to Acct		111		0.00	0.00		
08/01/2023		Accr Earning Payment	499.36	160,028.22	Added to Acct		111		0.00	0.00		
09/01/2023		Accr Earning Payment	500.92	160,529.14	Added to Acct		111		0.00	0.00		
10/01/2023		Accr Earning Payment	486.26	161,015.40	Added to Acct		111		0.00	0.00		
11/01/2023		Accr Earning Payment	504.01	161,519.41	Added to Acct		111		0.00	0.00		
12/01/2023		Accr Earning Payment	489.26	162,008.67	Added to Acct		111		0.00	0.00		

01/01/2024	Accr Earning Payment	507.12	162,515.79	Added to Acct	111	0.00	0.00
01/01/2024	Rate Change	0.00	162,515.79	3.6800— 1.0000	60	0.00	0.00
01/01/2024	Rate Change	0.00	162,515.79	1.0000— 3.4400	60	0.00	0.00
02/01/2024	Accr Earning Payment	475.49	162,991.28	Added to Acct	111	0.00	0.00
03/01/2024	Accr Earning Payment	446.07	163,437.35	Added to Acct	111	0.00	0.00
04/01/2024	Accr Earning Payment	478.18	163,915.53	Added to Acct	111	0.00	0.00
05/01/2024	Accr Earning Payment	464.09	164,379.62	Added to Acct	111	0.00	0.00
06/01/2024	Accr Earning Payment	480.94	164,860.56	Added to Acct	111	0.00	0.00
07/01/2024	Accr Earning Payment	466.76	165,327.32	Added to Acct	111	0.00	0.00
08/01/2024	Accr Earning Payment	483.71	165,811.03	Added to Acct	111	0.00	0.00
09/01/2024	Accr Earning Payment	485.13	166,296.16	Added to Acct	111	0.00	0.00
10/01/2024	Accr Earning Payment	470.83	166,766.99	Added to Acct	111	0.00	0.00
11/01/2024	Accr Earning Payment	487.92	167,254.91	Added to Acct	111	0.00	0.00
12/01/2024	Accr Earning Payment	473.54	167,728.45	Added to Acct	111	0.00	0.00
01/01/2025	Accr Earning Payment	490.74	168,219.19	Added to Acct	111	0.00	0.00
02/01/2025	Accr Earning Payment	492.17	168,711.36	Added to Acct	111	0.00	0.00
02/01/2025	Rate Change	0.00	168,711.36	3.4400— 1.0000	60	0.00	0.00
02/04/2025	Rate Change	0.00	168,711.36	1.0000— 4.0200	60	0.00	0.00
02/04/2025	Accrued Credit Adj	41.88	168,711.36	Backdated int. 2/1/25—2/3/25	178	0.00	0.00 02/04/2025 5:01:56 PM
02/28/2025	Accr Earning Payment	502.41	169,213.77	Added to Acct	111	0.00	0.00
03/31/2025	Accr Earning Payment	578.69	169,792.46	Added to Acct	111	0.00	0.00
04/30/2025	Accr Earning Payment	561.91	170,354.37	Added to Acct	111	0.00	0.00
*05/31/2025	Accr Earning Payment	582.59	170,936.96	Added to Acct	111	0.00	0.00

Account*****5354SOUTH COAST SHO

Main

SOUTH COAST SHORES HOMEOWNERS ASSOCIATION
230 COMMERCE, STE 250
IRVINE CA 92602

TIN95 2930418
Date of Birth
Emailkvos@optimumpm.com
Work Phone(714)508—9070

Additional

CIF Comments
LocationNot ApplicableOwnerCorporation
TypePromo 9moAccount TypeHOA
OfficerE Sicat Soufi
FDIC EligibilityEligible

Interest Earn YTD935.07
Interest Earn LYR554.48
Earnings Term1 Months
Next Earnings Date06/17/2025
Maturity Term9 Months
Next Maturity Date06/17/2025
Interest Rate4.8800
EarningsCompound
Anticipated Earnings194.32
Current Balance46,789.55
Accrued Earnings100.19
Penalty563.01
Proof/Memo0.00
Redemption Amt46,326.73

History ViewHistory

Date	Maint Date	Description	Amount	Balance	Reference	RBS	Reference Account	TC	DC	Presented	Basis	Earnings Distr	Tran Date/Time	User
09/17/2024		Opening Deposit	45,300.00	45,300.00		12912073		100		09/17/2024	0.00	0.00	09/17/2024 5:15:25 PM	
10/17/2024		Accr Earning Payment	182.05	45,482.05	Added to Acct			111			0.00	0.00		
11/17/2024		Accr Earning Payment	188.89	45,670.94	Added to Acct			111			0.00	0.00		
12/17/2024		Accr Earning Payment	183.54	45,854.48	Added to Acct			111			0.00	0.00		
01/17/2025		Accr Earning Payment	190.43	46,044.91	Added to Acct			111			0.00	0.00		
02/17/2025		Accr Earning Payment	191.22	46,236.13	Added to Acct			111			0.00	0.00		
03/17/2025		Accr Earning Payment	173.40	46,409.53	Added to Acct			111			0.00	0.00		
04/17/2025		Accr Earning Payment	192.74	46,602.27	Added to Acct			111			0.00	0.00		
*05/17/2025		Accr Earning Payment	187.28	46,789.55	Added to Acct			111			0.00	0.00		

data:text/html;charset=utf-8;base64,PCFET0NUWVBFIgh0bWw+DQo8aHRtbD4NCjxoZWFKPg0KPHRpdGxIPkNEIElucXVpcnkg4oCTIFNPVVRIENPQVNUIFNITzwvdGI0bGU+DQo8c3R5bGU+DQog... 1/1

P.O. Box 64084
 Phoenix, AZ 85082
 866-800-4656 (toll free)



5-31-25
 308631224

OPTIMUM PROFESSIONAL PROPERTY AGANT FOR
 SOUTH COAST SHORES HOMEOWNERS ASSOC
 RESERVE
 230 COMMERCE STE 250
 IRVINE CA 92602-1338

30863 122 4 MONEY MARKET ACCOUNT

Previous Balance	4-30-25	60,436.11
+Deposits/Credits		.00
-Checks/Debits		.00
-Service Charge		.00
+Interest Paid		8.73
Current Balance		60,444.84
Days in Statement Period	31	

* - - - - -INTEREST SUMMARY- - - - - *

Interest Earned From	5/01/25 To	5/31/25
Days in Period		31
Interest Earned		8.73
Annual Percentage Yield Earned		.17
Interest Paid this Year		48.70
Interest Withheld this Year		.00

* - - - - -DESCRIPTIVE TRANSACTIONS- - - - - *

Date	Description	Amount
5-30	Interest Pymt	8.73


* - - - - -DAILY BALANCE SUMMARY- - - - - *

Date	Balance	Date	Balance
4-30	60436.11	5-30	60444.84

* - - - - -OVERDRAFT CHARGES/REFUNDS SUMMARY - - - - - *

	This Cycle	YTD
Total returned item fees	.00	.00
Total overdraft fees	.00	.00

END OF STATEMENT



Your Ameriprise statement

for May 1, 2025 to May 31, 2025

PREPARED FOR SOUTH COAST SHORES HOMEOWNERS ASSOCIATION


Value of your investment accounts

	This month	This year
Beginning value	\$75,721.37	\$74,094.42
Net deposits & withdrawals	\$0.00	-\$0.01
Dividends, interest & income	\$0.22	\$1,716.47
Change in value	-\$25.90	-\$115.19
Ending value	\$75,695.69	\$75,695.69

Your asset allocation

Asset class	Value on May 31, 2025	Percent of assets
● Cash & cash investments*	\$75,695.69	100.0%
Total assets	\$75,695.69	100%

*Cash investments includes cash held inside pooled investments (e.g. mutual funds), as part of a manager's investment strategy, and is not directly accessible unless you sell some of that investment. For details visit ameriprise.com/allocation.



Your personal advising team

Capital Reserve Group

A financial advisory practice of Ameriprise Financial Services, LLC

Cory J Matsumoto

611 Anton Blvd Ste 200

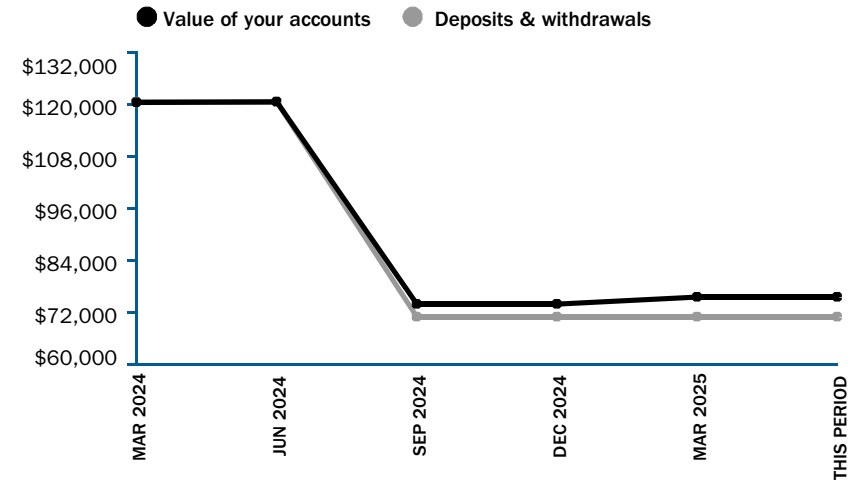
Costa Mesa, CA 92626-7002

714.435.3965

Cory.Matsumoto@comericafinancialadvisors.com

www.ameripriseadvisors.com/team/capital-reserve-group

Value of your investment accounts over time



This chart provides a five-year view of your account values. The black line shows the value of your accounts, while the gray line shows your net contributions (deposits less withdrawals).



Get all the details online at ameriprise.com. Click the Portfolio tab to find your latest account value, activity and asset allocation. Your Ameriprise financial advisor can help you understand how the stated account value shown here may differ from the amount you'd receive if you sold your assets (after any tax withholding, outstanding loans, pending transactions and potential fees).

Powered by
Ameriprise
Financial



Securities offered through Ameriprise Financial Services, LLC. Member FINRA/SIPC.

Ameriprise Brokerage Account

SOUTH COAST SHORES HOMEOWNERS | ASSOCIATION

Account #: 0000 3164 0425 0 133

Investment time frame: 1-3 years; Risk tolerance: Conservative; Investment objective: Capital Preservation; Liquidity needs: 7+ Years
See the Disclosures at the end of your statement for definitions of these suitability terms.

Value of your account

	This period	This year
Beginning value	\$75,721.37	\$74,094.42
Withdrawals		
Other withdrawals	\$0.00	-\$0.01
Income		
Interest	\$0.22	\$1,716.47
Change in value	-\$25.90	-\$115.19
Ending value	\$75,695.69	\$75,695.69
Accrued interest	\$810.76	

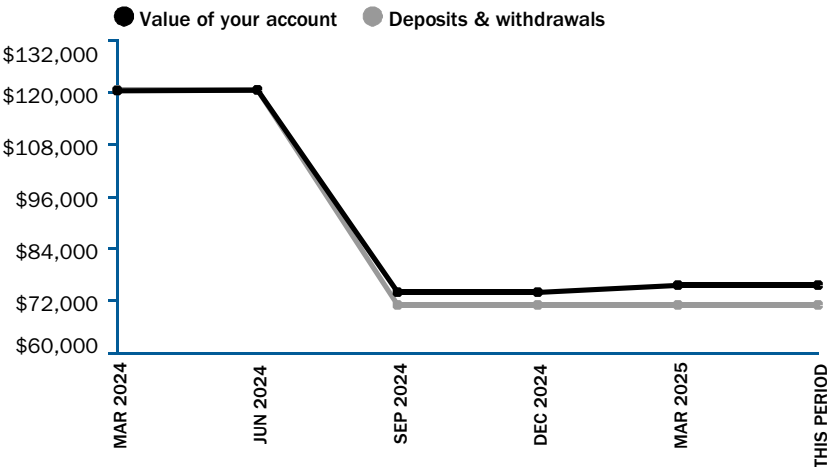
Summary of your holdings

Asset	Value of assets	Percent of account
Cash and equivalents	\$1,720.85	2.3%
Bonds, CDs and structured products	\$73,974.84	97.7%
Ending value	\$75,695.69	100.0%

Your holdings

Description	Ending value this period ⁷	Ending value last period	Net change this period	Estimated	
				Annual income	Yield
Cash and equivalents					
Ameriprise Insured Money Market (AIMMA) ²	\$1,720.85			\$2.58	0.15%
Ameriprise Bank FSB Minneapolis MN	\$1,720.85				
Total Cash and equivalents ⁵	\$1,720.85	\$1,720.63	\$0.22	\$2.58	

Value of your account over time



Ameriprise Brokerage Account (continued)

Account #: 0000 3164 0425 0 133

Your holdings - continued

Description	Symbol/ CUSIP	Quantity	X	Market price	Ending value = this period ⁷	Ending value last period	Net change this period	Estimated			
								Total cost basis ¹	Unrealized gain/loss	Annual income	Yield
Bonds, CDs and structured products											
LESS THAN 1 YEAR											
CLEAR FORK BANK NA ALBANY TX CD FDIC #03067 IAM CPN 4.300% DUE 08/28/25 DTD 02/28/25 FC 08/28/2508/28/2025	184554BH5	74,000.000		\$99.9660	\$73,974.84/ \$810.76	\$74,000.74	-\$25.90	\$74,002.95	-\$28.11	\$3,182.00	4.30%
Accrued interest: \$810.76											
Total account holdings					\$75,695.69	\$75,721.37	-\$25.68	\$74,002.95	-\$28.11	\$3,184.58	

¹ Total cost basis reflects the amount you have invested "out-of-pocket" over time plus any automatically reinvested earnings. Each time a new purchase or a sale is made, your Total cost basis is adjusted accordingly. Total cost basis is not a measure of your initial investment amount, but rather an estimate of the unrealized gain or loss on the securities you have purchased. Total cost basis amounts on your statement are provided for informational purposes only and may be incomplete or unavailable for some of your holdings at this time. For investment performance information contact your financial advisor. For tax preparation, please refer to your year-end tax package and consult your tax advisor.

² Ameriprise Insured Money Market Account (AIMMA) deposits are FDIC-insured with applicable limits when placed with program Banks, represent direct obligations of the program Banks, and are not covered by SIPC. AIMMA deposits placed in the Dreyfus money market mutual fund, if applicable, are not FDIC-insured, but rather are securities covered by SIPC. You may opt out of depositing your funds at listed program Banks as outlined in your Other Important Brokerage Disclosures.

⁵ Any balances held in AIMMA, ABISA or a money market mutual fund serving as your sweep account can be liquidated at your request and the proceeds held as cash in the account or remitted to you per your instructions. Annual percentage yield earned (APYE) and interest paid during the statement period are shown in your account activity.

⁷ Ending value amounts for Your holdings represent information posted as of trade date and thus may include transactions that have not settled as of the date of this statement. Total Value is derived from both assets held by the firm in your account, as well as assets held away which is reported for convenience purposes.

The MSRB provides disclosure and offering documents from municipal securities issuers online at www.emma.msrb.org. You can also find: pricing for municipal trades, interest rates, auction results, daily market statistics and educational material about municipal securities.

** Any ratings for municipal bonds are supplied by Standard & Poor's, a division of the McGraw-Hill Companies, Inc, an investment rating provider. Other rating services may rate this security differently. Lack of a rating by Standard & Poor's does not imply the security is not rated as it may be rated by other rating services.

See the Disclosures section of this statement for more information.

Your account activity

Date	Transaction	Description	Symbol/ CUSIP	Quantity	Price	Amount
Income						
05/30/2025	INTEREST	AMERIPRISE INSURED MONEY MARKET ACCOUNT 053025 1,720 APYE .15%				\$0.22

Ameriprise Brokerage Account (continued)

Account #: 0000 3164 0425 0 133

Your account activity - continued

Date	Transaction	Description	Symbol/ CUSIP	Quantity	Price	Amount
Other activity						
05/30/2025	INTEREST REINVEST	AMERIPRISE INSURED MONEY MARKET ACCOUNT				-\$0.22
An investment in money market funds is not insured or guaranteed by the Federal Deposit Insurance Corporation or any other government agency. Although the Fund seeks to maintain the value of your investment at \$1.00 per share, it is possible to lose money by investing in the Fund.						

Additional important disclosures

Throughout these disclosures, Ameriprise Financial Services, LLC, the introducing firm, and American Enterprise Investment Services, Inc., the clearing firm, are abbreviated as AFS and AEIS respectively. The affiliates RiverSource Life Insurance Co. and RiverSource Life Insurance Co. of New York are abbreviated as RVS.

Agreements and disclosures: You may access current versions of documents including agreements, disclosures and fee documentation governing brokerage and managed accounts on our website at ameriprise.com/disclosures.

Check deposits: Checks that should be made payable to AEIS include Ameriprise Brokerage, ONE Financial, Managed Accounts, 529 Plans and Variable Annuities. Checks that should be made payable to AFS include RiverSource Insurance and Annuities, Ameriprise Certificates, Financial Plans and checks for multiple products that do *not* include funds to be sent to Brokerage or a Managed Account. Checks for deposit to an Ameriprise Bank Account should be made payable to the account owner/client or Ameriprise Bank. Checks for deposit into RiverSource Life of New York accounts should be made payable to RiverSource Life of New York. Checks for RAVA 5 accounts that are transfer checks or additional payments should be made out to RiverSource Life Insurance Company. No checks or payments should be made payable to any advisor or their practice as these are not an affiliate or subsidiary of the firm.

Third Party Payments and Cost Reimbursement Services: AEIS performs certain services such as record keeping, administration and shareholder servicing support, applicable platform level eligibility and investment product due diligence, investment research, training and education, client telephonic and other servicing, and other support related functions, such as trading systems, asset allocation and performance reporting tools, and websites and mobile applications (collectively, "Cost Reimbursement Services"). AEIS receives a variety of these payments for Cost Reimbursement Services ("Cost Reimbursement Payments") from investment products sponsored or managed by affiliated investment advisers (e.g., Columbia Management Investment Advisers) and from unaffiliated product companies for investments you make as a result of our recommendations. Cost Reimbursement Payments are received at a higher percentage rate from certain mutual fund firms (described below as "Full Participation Firms"), which may create a conflict of interest or incentive if AFS promotes, or Ameriprise Financial advisors recommend, the mutual funds offered by a Full Participation Firm. These payments form a structure referred to as the Ameriprise Financial Mutual Fund Program. Cost Reimbursement Payments are not shared with your financial advisor. Cost Reimbursement Payments for marketing and sales support are also applicable to other investment product categories, such as annuities, insurance, UITs, actively managed ETFs, structured products and alternative investments, such as non-traded REITs/BDCs, hedge fund offerings, managed futures funds, private equity offerings, and real estate private placements. For additional information regarding the compensation amounts and practices of a particular mutual fund, please review all pertinent sales literature, statements of additional information prospectuses, accounts agreements, policies, contracts, and other offering documents, as well as ameriprise.com/guide.

Financial interest in products: AFS and its affiliates have a greater financial interest in the sales of products that they manufacture. AFS and its affiliates receive more revenue from the sale of some financial products and services, particularly those products and services sold under the Ameriprise, Columbia Threadneedle Investments and RVS brands, than for the sale of other products and services.

Suitability terms: **Investment time frame** is the expected period of time you plan to invest to achieve your current financial goal(s). Choices are: less than 1 year, 1-3 years, 4-7 years, 8-10 years and 11+ years. **Risk tolerance** describes your ability to bear the potential of your account losing value in exchange for the potential of higher returns. The higher your risk tolerance, the potential for substantial losses and gains increases. Choices are: Conservative, Moderately conservative, Moderate, Moderately aggressive, and Aggressive. **Investment objective** identifies your intent or planned purpose for the investment dollars in your account. Choices are: Growth, Growth with income, Income, Capital preservation, Speculation, Tax considerations, Education,

Estate planning, and Protection. **Liquidity needs** is the period of time from the present until you anticipate needing access to your investment dollars.

In case of errors or questions about your electronic transfers: Call us at 800.862.7919 or write us at Ameriprise Financial, 70100 Ameriprise Financial Center, Minneapolis, MN 55474, promptly if you think your statement or receipt is wrong or if you need more information about a transfer on the statement or receipt. We must hear from you no later than 60 days after we sent you the FIRST statement on which the error or problem appeared.

(1) Tell us: your name and account number (if any);

(2) Describe the error or the transfer you are unsure about, and explain as clearly as you can why you believe it is an error or why you need more information;

(3) Tell us the dollar amount of the suspected error.

We will investigate your complaint and will correct any error promptly. If we take more than 10 business days (or 20 business days for new accounts) to do this, we will credit your account for the amount you think is in error, so that you will have the use of the money during the time it takes us to complete our investigation. If we ask you to put your complaint or question in writing and we do not receive it within 10 business days, we may not credit your account. We may take up to 45 days to complete our investigation (90 days for transfers involving new accounts, point-of-sale, or foreign-initiated transactions). We will tell you the results within three business days after completing our investigation. If we determine that there was no error, we will send you a written explanation. You may ask for copies of the documents that we used in our investigation.

Non-traded real estate investment trust Distribution Reinvestment Plan (DRIP) customers: If you participate in the DRIP and you experience a material adverse change in your financial condition, promptly notify your financial advisor to discuss continued participation in the DRIP.

Callable securities: When we hold securities which are callable in part on your behalf, you will participate in the impartial lottery allocation system for the called securities in accordance with the provisions of the exchange on which they trade, and in compliance with industry rules. For further details about the allocation process please go to

www.ameriprise.com/content/files/AMP_CALLABLE-SECURITIES.PDF

"Covered" securities: A security is considered "covered" and subject to special basis and holding period tax reporting rules under these conditions: 1) Stock, including real estate investment trusts (REITs) acquired on or after Jan. 1, 2011, and not purchased under a dividend reinvestment program 2) Mutual funds and REITs/stocks in a dividend reinvestment program purchased on or after Jan. 1, 2012 (except money market funds) 3) Certain options and debt securities with less complex tax treatment purchased on or after Jan 1, 2014, and 4) Certain options and debt securities with more complex tax treatment purchased on or after Jan 1, 2016. Some securities are not "covered" by definition, see below. When a "covered" investment is sold, we will report the cost basis and holding period of the investment to you and the IRS (in addition to the already-required proceeds information). The cost basis information provided on this statement may not be used for tax reporting purposes. For tax reporting purposes, use the information provided on Form 1099-B, Proceeds from Broker and Barter Exchange Transactions, which will be sent early in the year following the tax year in which the investment was sold.

"Noncovered" securities: "Noncovered" is a term for those securities that are not subject to the required cost basis and holding period reporting described above. Ameriprise Financial provides cost basis and holding period information to clients, but not the IRS, for many "noncovered" securities including "noncovered" equities, mutual funds, exchange-traded funds (ETFs), exchange-traded notes (ETNs), business development corporations (BDCs), unit investment trusts (UITs), real estate investment trusts (REITs), debt instruments, and options acquired before the effective dates listed above. Certain other securities are currently excluded from the cost basis reporting rules, including money market funds, short-term debt instruments, real estate mortgage investments conduits (REMICS) and other mortgage-backed securities, partnerships, trusts, and prepaid forward contracts (including certain structured products). The cost basis information provided for "noncovered" securities may not include changes due to corporate actions (such as mergers, spin-offs, stock dividends or cash dividends in lieu of fractional shares), wash sales,

certain mutual fund adjustments, returns of capital, certain adjustments to fixed income securities (including early prepayment of principal, premium amortization, accrual of market discount or original issue discount), or transfers of existing positions into Ameriprise by new or existing clients. Ameriprise is not responsible for "noncovered" cost basis information, and will not verify cost basis information that is provided by someone else (including a client, an advisor or another entity, such as a broker) or is the result of a transfer between persons (including inheritance, gift, divorce, distributions from a trust, shares used to repay a loan, etc.). It also will not verify "noncovered" cost basis information obtained through corporate acquisitions by Ameriprise. For transactions related to any of these activities for "noncovered" shares, review your records and consult your tax advisor when preparing your tax return.

Free credit balance: In general, a free credit balance represents cash held in your brokerage or managed account that is payable upon your demand. We are not required to segregate or hold the funds separately. We may commingle your funds with our general funds or use the funds for our business. We may, but are not obligated to, pay you interest on any available free credit balances, and we may earn income from the balances as compensation for servicing your account. Please review our Other Important Brokerage Disclosure for more information.

Order Routing Policy and compensation for order handling: Some market centers or broker-dealers may execute orders at prices superior to the publicly quoted market. AEIS considers a number of factors in its decision process as to the exchanges and market centers to which it directs its customer orders for execution. These factors include but are not limited to: the speed of execution; the opportunity for price improvement; liquidity enhancement opportunities; trading characteristics of the particular individual security; and size of the order. AEIS currently does not receive payment for directing orders; however, AEIS reserves the right to receive remuneration for directing orders to a particular broker or dealer for execution. The source and amount of remuneration, if any, received by AEIS will be furnished upon written request. Payment for order flow is not a factor considered when routing orders. For more detailed information, please visit our Order Routing Report published quarterly on ameriprise.com. Please contact us at 800.862.7919 to obtain a printed copy of our Order Routing Report at no cost, or for further details regarding the routing of any specific order. The link to the SEC 606 Order Routing Report can be found at ameriprise.com/606.

Brokerage mutual fund purchases: When you purchase certain mutual funds at NAV, on selling your shares, you may pay a sales charge. For the charge and other fees, see the prospectus.

Equity Dividend Reinvestment Program (DRIP) customers: Transactions to purchase shares for the DRIP program, where offered, are executed on a riskless principal basis by AEIS. Details of your DRIP transactions are available on written request to AEIS.

Fractional Shares and Liquidation Process: Where your statement indicates a transaction that involved less than one full share of an equity, ETF, preferred or closed-end fund, as well as UITs ("Fractional Share"), AFS and AEIS sold and liquidated the Fractional Share(s) as a client-directed principal transaction on your behalf in accordance with the Ameriprise Brokerage Client Agreement and, if you have a Managed Account, per the liquidation process outlined in your Custom Advisory Relationship Agreement or the applicable Managed Account Client Agreement.

Assets held outside your brokerage account: Certain assets purchased through AFS are displayed on this statement as a courtesy to you, even though the assets are held at a third party, and not custodied in your brokerage account. These products may include but are not limited to annuities and insurance products, hedge fund offerings, private equity offerings, managed futures funds, exchange funds, real estate private placements, DST/TICs, and certain 529 plans. Ownership records for these products, valuation information, and SIPC coverage, if applicable, are the responsibility of the company holding the assets, and not AFS or AEIS.

The Value of your accounts over time on the first page of your statement reports the following information:

1) The ending value of your portfolio for applicable dates going back (up to) five years. The gray line shows the net value of your deposits and withdrawals, dating back (up to) five years. Note:

- The gray line does not reflect additions or surrenders for third-party annuities linked to your brokerage account prior to Jan. 1, 2017.
- The gray line does not reflect additions or surrenders from any whole life insurance policies.
- If your portfolio was established on Dec. 31, 2012 or earlier, the gray line starting point was your portfolio value on Jan. 1, 2013. The gray line shows your portfolio value on Jan. 1, 2013 PLUS additions since that time MINUS withdrawals since that time.

Activity for this period: transaction(s) that have not yet settled by the date of this statement will appear on your next statement.

Disclosure for persons without a financial advisor: Mutual funds can be purchased through AFS. For direct purchases AFS will retain all sales charges and 12b-1 fees.

SOUTH COAST SHORES HOMEOWNERS ASSOCIATION

This Page Intentionally Left Blank

Messages for you

Designating beneficiaries is an important part of estate planning

Naming beneficiaries in your will, life insurance and financial accounts is a key part of ensuring your assets are distributed according to your wishes after you're gone. Be sure to review your designations regularly, and after major life events such as death, divorce, remarriage and the birth of children or grandchildren.

Important disclosures

Capital Reserve Group is a financial advisory practice of Ameriprise Financial Services, LLC.

Please review your statement carefully. Report any inaccuracies or discrepancies immediately to the appropriate legal entity outlined below. Any oral communication should be re-confirmed in writing to us to protect your rights, including your rights under the Securities Investor Protection Act. Please notify us promptly in writing of any change of address. In addition, should any material change occur in your investment objectives or financial situation, we request prompt notification to ensure we maintain the most up-to-date background and financial information.

These entities are wholly owned subsidiaries of Ameriprise Financial, Inc. All may be contacted at 800.862.7919 unless otherwise noted below.

American Enterprise Investment Services, Inc (AEIS), the clearing broker-dealer, member FINRA and SIPC, is responsible for the summary pages and each statement for brokerage or managed account products, including securities positions and free credit balances. Direct inquiries to 70400 Ameriprise Financial Center, Minneapolis, MN 55474. A financial statement for this organization is available for your personal inspection at its offices, or a copy of it will be mailed upon your written request.

Ameriprise Financial Services, LLC (AFS), the introducing broker-dealer, member FINRA and SIPC is responsible for Financial Planning Service product pages. Brokerage accounts, investment, and financial advisory services are introduced by and made available through AFS. Direct inquiries (including a problem with, or a complaint about your financial advisor, or unauthorized activity in your account(s)) to 70100 Ameriprise Financial Center, Minneapolis, MN 55474-0507.

Ameriprise Trust Company (ATC) is a passive custodian for tax qualified accounts including IRAs. ATC outsources all custody of IRA assets to the other regulated custodians.

Ameriprise Bank, FSB (Bank), Member FDIC, is responsible for banking products including deposit and lending accounts. Investment products are not insured by the FDIC, NCUA or any federal agency, are not deposits or obligations of, or guaranteed by any financial institution, and involve investment risks including possible loss of principal and fluctuation in value.

Ameriprise Certificate Company, the certificate product issuer, is responsible for Ameriprise Certificate Products and those products are distributed and serviced by AFS.

RiverSource Life Insurance Company and RiverSource Life Insurance Co. of New York (collectively RVS) are responsible for RiverSource insurance and annuity products. Direct inquiries to RiverSource Life Insurance Co. of NY to 800.541.2251.

Municipal securities: AEIS and AFS are registered with the U.S. Securities and Exchange Commission and the Municipal Securities Rulemaking Board (MSRB). The MSRB makes available at its website, www.msrb.org, an investor brochure, which describes the protections that may be provided by the MSRB, and how to file a complaint regarding municipal securities with the appropriate regulatory authority.

Not a Bank: AEIS, AFS, ATC, Ameriprise Certificate Company and RVS are not banks. Investment products are not insured by the FDIC, NCUA or any federal agency, are not deposits or obligations of, or guaranteed by any financial institution, and involve investment risks including possible loss of principal and fluctuations in value.

This document was delivered via U.S. Mail

This statement is eligible for online delivery.

Go to www.ameriprise.com/edelivery to get started.

Ameriprise online statements are available in color and archived for seven years.

Questions? We're here to help. 800.862.7919

For information on how to read your statement, please visit

www.ameriprise.com/microsite/statement



Ameriprise Financial Services, LLC
70100 Ameriprise Financial Center | Minneapolis, MN 55474

SOUTH COAST SHORES HOMEOWNERS ASSOCIATION
230 COMMERCE STE 250
IRVINE CA 92602-1338



147683