

South Coast Shores Homeowners Association

Financial Reports



April
2025

South Coast Shores Homeowners Association

Community Financial Overview

April 30, 2025

Cash

	Current Mo.	Change	
Operating	\$276,398	\$18,865	↑
Reserves	\$810,568	\$13,400	↑
Adequate Operating Cash?		Yes	
Amount Due to Reserves		\$0	
Repayment in Progress?		N/A	

\$276,398	\$82,067
Operating Cash Balance	Minimum Recommended Balance

Impending Investment Maturities		
Bank	G/L Acct	Maturity
Comerica	10704	08/28/25
Alliance	15055	08/17/25
First Foundation	15097	06/17/25

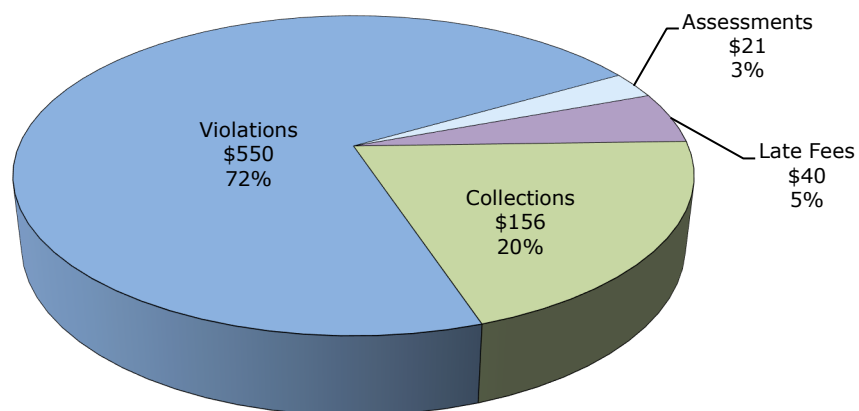
Reinvest funds into CDs after evaluating the amount of reserve cash needed for upcoming projects

Uninsured Cash Balances		
Bank	Total Cash in Bank	Uninsured Portion
Pacific Premier	\$390,027	\$140,027

Uninsured amounts are at risk if the bank fails. To avoid potential losses, transfer funds to a different bank as soon as possible.

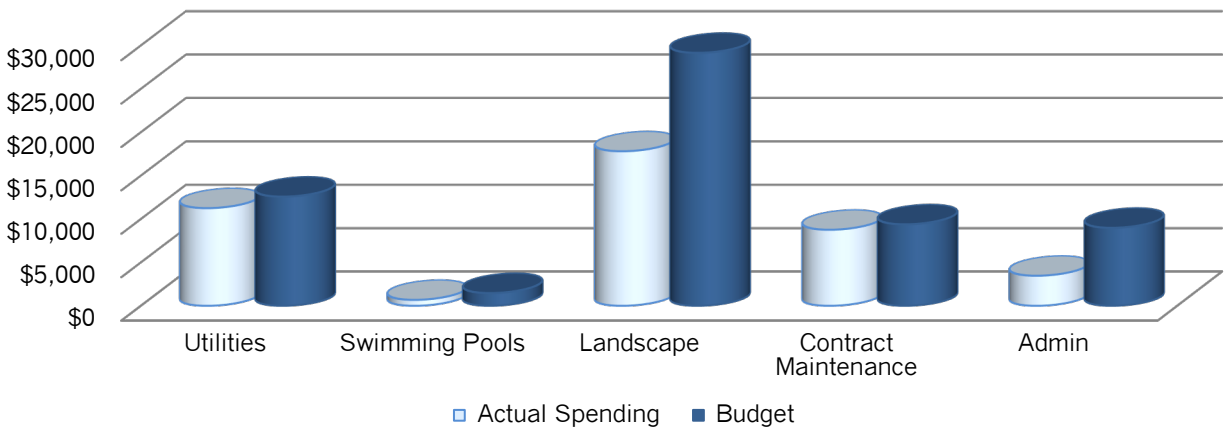
Assessments Receivable

Balance Breakdown



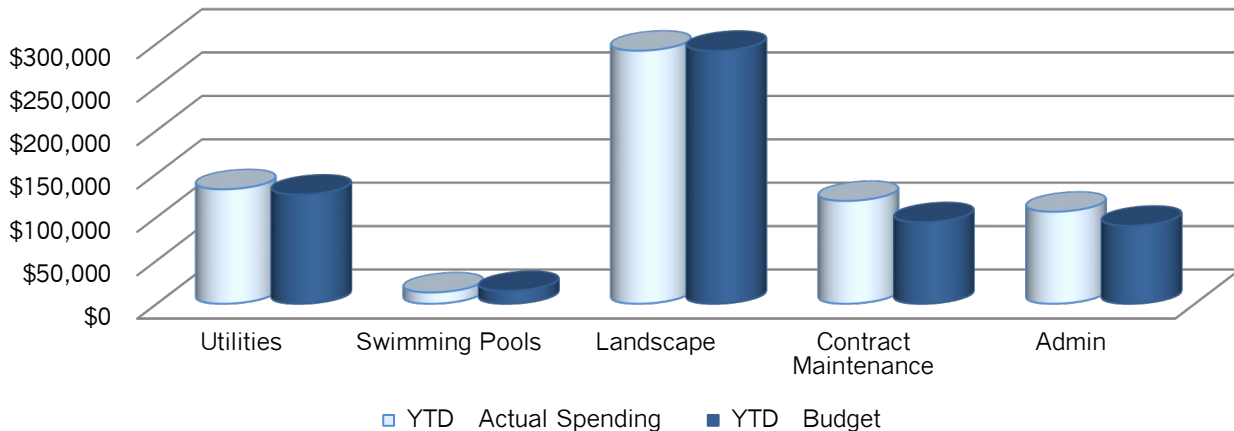
South Coast Shores Homeowners Association Community Financial Overview

Current Month



In the month of April, the Association spent less than the budgeted amount for every category of Operating Expenses.

Year-to-Date



For more details of spending, please see the enclosed Statement of Expenses.

Comments:

N/A

South Coast Shores Homeowners Association

Balance Sheet as of 4/30/2025

Assets	Operating	Reserve	Total
Operating: Cash & Investments			
10100 - Pacific Premier Bank Op x0834	\$200,677.66		\$200,677.66
10310 - Comerica Op x0425	\$1,720.63		\$1,720.63
10704 - Comerica - Clear Fork Bank Mat. 08-28-25 4.3% 6 Months	\$74,000.00		\$74,000.00
Total Operating: Cash & Investments	\$276,398.29		\$276,398.29
Operating: Receivables			
11150 - Accounts Receivable	\$766.17		\$766.17
11190 - Less Allowance For Past Due Accts	(\$766.17)		(\$766.17)
Total Operating: Receivables	-		-
Reserves: Cash			
14100 - Pacific Premier Bank MMA x1195		\$189,349.83	\$189,349.83
14200 - FCB MMA x2212		\$60,436.11	\$60,436.11
14210 - First Foundation MMA x1197		\$10,095.75	\$10,095.75
14300 - Banc of CA MMA x5433 - UNCLAIMED PROPERTY		\$125,811.12	\$125,811.12
Total Reserves: Cash		\$385,692.81	\$385,692.81
Reserves: Investments			
15050 - First Foundation x7973 Mat.03-01-2026 3.440 % 13mths		\$170,354.37	\$170,354.37
15055 - Alliance x2689 Mat. 08-17-2025 4.4% 11mths		\$104,330.08	\$104,330.08
15070 - First Foundation x7797 Mat. 12-14-2025 4.16% 13mths		\$103,588.51	\$103,588.51
15097 - First Foundation x5354 Mat. 06-17-2025 4.88% 9mths		\$46,602.27	\$46,602.27
Total Reserves: Investments		\$424,875.23	\$424,875.23
Total Assets	\$276,398.29	\$810,568.04	\$1,086,966.33

South Coast Shores Homeowners Association

Balance Sheet as of 4/30/2025

Liabilities / Equity	Operating	Reserve	Total
Liabilities			
20200 - Accrued Expenses	\$15.00		\$15.00
21120 - Deposits: Clubhouse	\$775.00		\$775.00
21500 - Prepaid Assessments	\$11,341.00		\$11,341.00
Total Liabilities	\$12,131.00		\$12,131.00
Reserve Fund Balances			
33600 - General Reserves		\$795,588.72	\$795,588.72
38990 - Interest		\$14,979.32	\$14,979.32
Total Reserve Fund Balances		\$810,568.04	\$810,568.04
Equity			
39900 - Prior Year Surplus (Deficit)	\$346,193.30		\$346,193.30
39950 - Current Year Surplus (Deficit)	(\$81,926.01)		(\$81,926.01)
Total Equity	\$264,267.29		\$264,267.29
Total Liabilities / Equity	\$276,398.29	\$810,568.04	\$1,086,966.33

South Coast Shores Homeowners Association

Statement of Revenues and Expenses 4/1/2025 - 4/30/2025

	Current Period			Year To Date			Annual Budget
	Actual	Budget	Variance	Actual	Budget	Variance	
Operating Income							
Revenue							
40100 - Assessments	72,800.00	72,800.00	-	728,000.00	728,000.00	-	873,600.00
40300 - Attorney Reimbursement Fees	-	-	-	1,002.71	-	1,002.71	-
40500 - Clubhouse Rental	250.00	-	250.00	1,550.00	-	1,550.00	-
40600 - Collection Fees	-	-	-	775.00	-	775.00	-
40800 - Interest Charges	2.00	-	2.00	16.35	-	16.35	-
40900 - Key Fees	-	-	-	75.00	-	75.00	-
41000 - Late Charges	-	-	-	194.00	-	194.00	-
41600 - Transmitters	76.00	-	76.00	591.00	-	591.00	-
41700 - Violation Fines	-	-	-	(100.00)	-	(100.00)	-
44010 - Interest Income	2,150.60	-	2,150.60	19,722.93	-	19,722.93	-
Total Revenue	75,278.60	72,800.00	2,478.60	751,826.99	728,000.00	23,826.99	873,600.00
Total Income	75,278.60	72,800.00	2,478.60	751,826.99	728,000.00	23,826.99	873,600.00

Operating Expense

Utility Expenses							
50200 - Electricity	2,782.29	3,666.67	884.38	39,958.94	36,666.70	(3,292.24)	44,000.00
50300 - Gas	559.11	1,000.00	440.89	7,943.48	10,000.00	2,056.52	12,000.00
50400 - Refuse Removal	7,731.17	7,291.67	(439.50)	77,311.70	72,916.70	(4,395.00)	87,500.00
50700 - Telephone - Entry Gates	175.80	200.00	24.20	1,756.00	2,000.00	244.00	2,400.00
50800 - Water	-	416.67	416.67	4,920.34	4,166.70	(753.64)	5,000.00
Total Utility Expenses	11,248.37	12,575.01	1,326.64	131,890.46	125,750.10	(6,140.36)	150,900.00

Pool / Spa Expenses							
55100 - Pool / Spa: Service Contract	560.00	635.00	75.00	6,350.00	6,350.00	-	7,620.00
55300 - Pool / Spa: Supplies	119.07	333.33	214.26	4,325.22	3,333.30	(991.92)	4,000.00
55400 - Equipment Repairs	-	416.67	416.67	648.44	4,166.70	3,518.26	5,000.00
55500 - Health Department Fees	-	79.33	79.33	1,668.00	793.30	(874.70)	952.00
Total Pool / Spa Expenses	679.07	1,464.33	785.26	12,991.66	14,643.30	1,651.64	17,572.00

Landscape Expenses							
60100 - Landscape: Service Contract	15,752.58	15,752.58	-	158,238.70	157,525.80	(712.90)	189,030.94
60200 - Landscape: Extras	150.00	1,622.08	1,472.08	34,030.10	16,220.80	(17,809.30)	19,465.01
60300 - Landscape: Replacement	-	3,433.33	3,433.33	1,205.00	34,333.30	33,128.30	41,200.00
60540 - Landscape: Mulch	-	1,125.00	1,125.00	-	11,250.00	11,250.00	13,500.00
60800 - Irrigation: Repairs / Maintenance	1,898.00	4,320.00	2,422.00	53,962.00	43,200.00	(10,762.00)	51,840.00
61075 - Swans	-	62.50	62.50	170.00	625.00	455.00	750.00
61100 - Tree Trimming	-	2,829.08	2,829.08	44,012.00	28,290.80	(15,721.20)	33,949.00
Total Landscape Expenses	17,800.58	29,144.57	11,343.99	291,617.80	291,445.70	(172.10)	349,734.95

Contracts, Maint. & Repair Expenses							
70100 - Access Gate Repairs	470.64	625.00	154.36	10,754.75	6,250.00	(4,504.75)	7,500.00
70600 - Common Area: Maintenance	-	2,083.33	2,083.33	41,934.91	20,833.30	(21,101.61)	25,000.00

South Coast Shores Homeowners Association

Statement of Revenues and Expenses 4/1/2025 - 4/30/2025

	Current Period			Year To Date			Annual Budget
	Actual	Budget	Variance	Actual	Budget	Variance	
Operating Expense							
71400 - Fire Safety	-	143.33	143.33	756.00	1,433.30	677.30	1,720.00
72500 - Janitorial: Service Contract	-	1,197.00	1,197.00	9,771.00	11,970.00	2,199.00	14,364.00
72600 - Janitorial: Supplies	-	60.00	60.00	340.00	600.00	260.00	720.00
72700 - Keys & Locks	-	25.00	25.00	150.00	250.00	100.00	300.00
72900 - Lighting: Repairs / Supplies	-	333.33	333.33	5,571.58	3,333.30	(2,238.28)	4,000.00
73200 - Patrol Service	1,167.47	1,123.00	(44.47)	11,360.40	11,230.00	(130.40)	13,476.00
73300 - Pest & Rodent Control: Contract	281.00	260.00	(21.00)	2,810.00	2,600.00	(210.00)	3,120.00
73400 - Pest & Rodent Control: Extras	-	166.67	166.67	-	1,666.70	1,666.70	2,000.00
74600 - Street Sweeping	2,637.50	1,268.00	(1,369.50)	13,136.78	12,680.00	(456.78)	15,216.00
74915 - Waterscape Maintenance	4,200.00	2,100.00	(2,100.00)	21,873.01	21,000.00	(873.01)	25,200.00
Total Contracts, Maint. & Repair Expenses	8,756.61	9,384.66	628.05	118,458.43	93,846.60	(24,611.83)	112,616.00
General & Administrative Expenses							
80400 - Audit / Tax Returns	-	106.25	106.25	1,325.00	1,062.50	(262.50)	1,275.00
80500 - Collection / Bad Debt Expense	(389.40)	-	389.40	(1,033.83)	-	1,033.83	-
80600 - Bank Charges	25.00	-	(25.00)	112.01	-	(112.01)	-
80700 - Collection Expenses	40.00	166.67	126.67	1,242.77	1,666.70	423.93	2,000.00
81200 - Insurance	-	3,881.83	3,881.83	52,905.00	38,818.30	(14,086.70)	46,582.00
81700 - Insurance: Workers Comp	-	33.33	33.33	-	333.30	333.30	400.00
81900 - Legal Service	-	333.33	333.33	1,553.43	3,333.30	1,779.87	4,000.00
82400 - Operating Contingency	-	104.42	104.42	1,571.12	1,044.20	(526.92)	1,253.05
82600 - Printing / Mailing / Supplies	357.24	583.33	226.09	9,281.23	5,833.30	(3,447.93)	7,000.00
82700 - Professional Management: Contract	3,275.00	3,275.00	-	32,750.00	32,750.00	-	39,300.00
82800 - Miscellaneous Administration	151.00	208.33	57.33	2,457.40	2,083.30	(374.10)	2,500.00
83000 - Reserve Study	-	72.08	72.08	-	720.80	720.80	865.00
83100 - Tax: Federal	-	137.50	137.50	66.20	1,375.00	1,308.80	1,650.00
83200 - Tax: State	-	79.33	79.33	3,785.00	793.30	(2,991.70)	952.00
Total General & Administrative Expenses	3,458.84	8,981.40	5,522.56	106,015.33	89,814.00	(16,201.33)	107,777.05
Contributions to Reserves							
93600 - General Reserves	11,250.00	11,250.00	-	157,800.00	112,500.00	(45,300.00)	135,000.00
98990 - Interest	2,150.39	-	(2,150.39)	14,979.32	-	(14,979.32)	-
Total Contributions to Reserves	13,400.39	11,250.00	(2,150.39)	172,779.32	112,500.00	(60,279.32)	135,000.00
Total Expense	55,343.86	72,799.97	17,456.11	833,753.00	727,999.70	(105,753.30)	873,600.00
Operating Net Total	19,934.74	.03	19,934.71	(81,926.01)	.30	(81,926.31)	-
Net Total	19,934.74	.03	19,934.71	(81,926.01)	.30	(81,926.31)	-

South Coast Shores Homeowners Association

Reserve Summary For 4/1/2025 - 4/30/2025

	Beginning Balance	Contributions	Expenditures	Transfers	Ending Balance	Budget	Variance
33600 - General Reserves	784,338.72	11,250.00	-	-	795,588.72	11,250.00	-
38990 - Interest	12,828.93	2,150.39	-	-	14,979.32	-	2,150.39
Net Total	\$797,167.65	\$13,400.39	-	-	\$810,568.04	\$11,250.00	\$2,150.39

South Coast Shores Homeowners Association

Reserve Summary For 7/1/2024 - 4/30/2025

	Beginning Balance	Contributions	Expenditures	Transfers	Ending Balance	Budget	Variance
33600 - General Reserves	642,172.28	112,500.00	(4,383.56)	45,300.00	795,588.72	112,500.00	-
38990 - Interest	-	14,979.32	-	-	14,979.32	-	14,979.32
Net Total	\$642,172.28	\$127,479.32	(\$4,383.56)	(\$45,300.00)	\$810,568.04	\$112,500.00	\$14,979.32

South Coast Shores Homeowners Association

Summary Statement of Revenues and Expenses For 4/30/2025

	Jul	Aug	Sep	Oct	Nov	Dec	Jan	Feb	Mar	Apr	May	Jun	Total
Operating Income													
Revenue													
40100 - Assessments	72,800	72,800	72,800	72,800	72,800	72,800	72,800	72,800	72,800	72,800	-	-	728,000
40300 - Attorney Reimbursement Fees	-	-	1,003	-	-	-	-	-	-	-	-	-	1,003
40500 - Clubhouse Rental	-	400	-	-	375	-	525	-	-	250	-	-	1,550
40600 - Collection Fees	-	150	185	185	-	35	-	220	-	-	-	-	775
40800 - Interest Charges	4	2	(8)	4	-	2	-	8	2	2	-	-	16
40900 - Key Fees	-	50	25	-	-	-	-	-	-	-	-	-	75
41000 - Late Charges	60	18	(34)	50	-	30	10	50	10	-	-	-	194
41600 - Transmitters	35	35	140	130	-	105	35	-	35	76	-	-	591
41700 - Violation Fines	-	-	(100)	-	-	-	-	-	-	-	-	-	-100
44010 - Interest Income	1,296	4,391	1,371	1,445	1,521	1,424	1,487	3,706	917	2,151	-	-	19,708
Total Revenue	74,195	77,846	75,381	74,614	74,696	74,396	74,857	76,784	73,764	75,279	-	-	751,812
Total Income	74,195	77,846	75,381	74,614	74,696	74,396	74,857	76,784	73,764	75,279	-	-	751,812

Operating Expense

Utility Expenses													
50200 - Electricity	4,700	5,745	5,249	5,318	3,325	3,275	3,307	3,375	2,884	2,782	-	-	39,959
50300 - Gas	865	440	459	688	1,165	2,091	560	528	589	559	-	-	7,943
50400 - Refuse Removal	7,731	7,731	7,731	7,731	7,731	15,462	-	7,731	7,731	7,731	-	-	77,312
50700 - Telephone - Entry Gates	168	178	178	168	178	178	178	346	10	176	-	-	1,756
50800 - Water	1,114	-	484	-	465	-	484	1,926	446	-	-	-	4,920
Total Utility Expenses	14,578	14,094	14,102	13,904	12,863	21,006	4,529	13,906	11,661	11,248	-	-	131,890
Pool / Spa Expenses													
55100 - Pool / Spa: Service Contract	710	710	710	710	1,270	-	560	560	560	560	-	-	6,350
55300 - Pool / Spa: Supplies	593	575	784	977	622	-	-	-	655	119	-	-	4,325
55400 - Equipment Repairs	-	-	-	-	36	-	-	-	613	-	-	-	648
55500 - Health Department Fees	-	-	-	-	-	1,668	-	-	-	-	-	-	1,668
Total Pool / Spa Expenses	1,303	1,285	1,494	1,687	1,928	1,668	560	560	1,827	679	-	-	12,992

South Coast Shores Homeowners Association

Summary Statement of Revenues and Expenses For 4/30/2025

	Jul	Aug	Sep	Oct	Nov	Dec	Jan	Feb	Mar	Apr	May	Jun	Total
Operating Expense													
Landscape Expenses													
60100 - Landscape: Service Contract	15,147	15,753	15,753	17,071	15,753	15,753	15,753	15,753	15,753	15,753	-	-	158,239
60200 - Landscape: Extras	1,140	7,958	3,130	1,237	3,976	9,795	1,756	804	4,084	150	-	-	34,030
60300 - Landscape: Replacement	-	-	-	-	-	-	-	1,205	-	-	-	-	1,205
60800 - Irrigation: Repairs / Maintenance	1,574	2,749	651	2,081	2,458	37,905	1,422	1,152	2,072	1,898	-	-	53,962
61075 - Swans	170	-	-	-	-	-	-	-	-	-	-	-	170
61100 - Tree Trimming	5,700	-	2,430	-	1,170	33,933	-	-	779	-	-	-	44,012
Total Landscape Expenses	23,731	26,460	21,964	20,389	23,357	97,386	18,931	18,914	22,688	17,801	-	-	291,618
Contracts, Maint. & Repair Expenses													
70100 - Access Gate Repairs	228	665	2,125	2,115	440	3,615	541	470	85	471	-	-	10,755
70600 - Common Area: Maintenance	7,171	1,159	425	18,020	1,809	1,782	6,191	5,093	285	-	-	-	41,935
71400 - Fire Safety	-	-	-	-	-	-	756	-	-	-	-	-	756
72500 - Janitorial: Service Contract	1,232	1,287	1,232	1,197	1,197	1,197	1,197	1,232	-	-	-	-	9,771
72600 - Janitorial: Supplies	-	-	-	35	60	35	210	-	-	-	-	-	340
72700 - Keys & Locks	-	150	-	-	-	-	-	-	-	-	-	-	150
72900 - Lighting: Repairs / Supplies	1,895	1,011	657	-	-	-	-	966	1,043	-	-	-	5,572
73200 - Patrol Service	1,123	1,123	1,123	-	2,245	1,123	1,123	1,167	1,167	1,167	-	-	11,360
73300 - Pest & Rodent Control: Contract	281	281	281	281	281	281	281	281	281	281	-	-	2,810
74600 - Street Sweeping	1,268	1,319	1,319	-	1,319	1,319	1,319	1,319	1,319	2,638	-	-	13,137
74915 - Waterscape Maintenance	3,809	3,364	2,100	2,100	2,100	2,100	-	2,100	-	4,200	-	-	21,873
Total Contracts, Maint. & Repair Expenses	17,006	10,359	9,261	23,748	9,451	11,451	11,617	12,628	4,180	8,757	-	-	118,458
General & Administrative Expenses													
80400 - Audit / Tax Returns	-	-	-	1,325	-	-	-	-	-	-	-	-	1,325
80500 - Collection / Bad Debt Expense	-	-	-	-	-	-	-	(154)	(491)	(389)	-	-	-1,034
80600 - Bank Charges	25	6	-	25	-	-	25	6		25	-	-	112
80700 - Collection Expenses	-	221	171	186	250	30	65	30	250	40	-	-	1,243

South Coast Shores Homeowners Association

Summary Statement of Revenues and Expenses For 4/30/2025

	Jul	Aug	Sep	Oct	Nov	Dec	Jan	Feb	Mar	Apr	May	Jun	Total
Operating Expense													
81200 - Insurance	28,679	3,985	3,985	-	3,985	3,985	7,968	320	-	-	-	-	52,905
81900 - Legal Service	-	-	-	-	-	1,553	-	-	-	-	-	-	1,553
82400 - Operating Contingency	-	-	224	-	128	-	-	1,219	-	-	-	-	1,571
82600 - Printing / Mailing / Supplies	-	2,111	952	149	182	757	441	3,655	677	357	-	-	9,281
82700 - Professional Management: Contract	3,275	3,275	3,275	3,275	3,275	3,275	3,275	3,275	3,275	3,275	-	-	32,750
82800 - Miscellaneous Administration	-	627	151	151	151	423	151	151	501	151	-	-	2,457
83100 - Tax: Federal	-	-	-	(3,403)	309	894	1,372	-	894	-	-	-	66
83200 - Tax: State	-	830	2,015	400	-	540	-	-	-	-	-	-	3,785
Total General & Administrative Expenses	31,979	11,055	10,773	2,108	8,279	11,457	13,297	8,502	5,107	3,459	-	-	106,015
Contributions to Reserves													
93600 - General Reserves	11,250	11,250	56,550	11,250	11,250	11,250	11,250	11,250	11,250	11,250	-	-	157,800
98990 - Interest	1,296	1,364	1,370	1,445	1,521	1,424	1,487	1,990	916	2,150	-	-	14,964
Total Contributions to Reserves	12,546	12,614	57,920	12,695	12,771	12,674	12,737	13,240	12,166	13,400	-	-	172,764
Total Expense	101,142	75,866	115,515	74,532	68,649	155,641	61,670	67,750	57,629	55,344	-	-	833,738
Operating Net Total	(\$26,947)	\$1,980	(\$40,133)	\$82	\$6,047	(\$81,245)	\$13,187	\$9,034	\$16,135	\$19,935	-	-	(\$81,926)

South Coast Shores Homeowners Association

Summary Statement of Revenues and Expenses For 4/30/2025

	Jul	Aug	Sep	Oct	Nov	Dec	Jan	Feb	Mar	Apr	May	Jun	Total
Reserve Income													
Revenue													
44010 - Interest Income	15	-	-	-	-	-	-	-	-	-	-	-	15
Total Revenue	15	-	-	-	-	-	-	-	-	-	-	-	15
Total Income	15	-	-	-	-	-	-	-	-	-	-	-	15
Reserve Expense													
Contributions to Reserves													
98990 - Interest	15	-	-	-	-	-	-	-	-	-	-	-	15
Total Contributions to Reserves	15	-	-	-	-	-	-	-	-	-	-	-	15
Total Expense	15	-	-	-	-	-	-	-	-	-	-	-	15
Reserve Net Total	-	-	-	-	-	-	-	-	-	-	-	-	\$0
Net Total	(\$26,947)	\$1,980	(\$40,133)	\$82	\$6,047	(\$81,245)	\$13,187	\$9,034	\$16,135	\$19,935	-	-	(\$81,926)

South Coast Shores Homeowners Association

Summary Statement of Revenues and Expenses For 4/30/2025

	May	Jun	Jul	Aug	Sep	Oct	Nov	Dec	Jan	Feb	Mar	Apr	Total
Operating Income													
Revenue													
40100 - Assessments	72,800	72,800	72,800	72,800	72,800	72,800	72,800	72,800	72,800	72,800	72,800	72,800	873,600
40300 - Attorney Reimbursement Fees	-	-	-	-	1,003	-	-	-	-	-	-	-	1,003
40500 - Clubhouse Rental	-	-	-	400	-	-	375	-	525	-	-	250	1,550
40600 - Collection Fees	-	150	-	150	185	185	-	35	-	220	-	-	925
40800 - Interest Charges	6	5	4	2	(8)	4		2		8	2	2	27
40900 - Key Fees	-	25	-	50	25	-	-	-	-	-	-	-	100
41000 - Late Charges	40	50	60	18	(34)	50	-	30	10	50	10	-	284
41600 - Transmitters	-	35	35	35	140	130	-	105	35	-	35	76	626
41700 - Violation Fines	-	100	-	-	(100)	-	-	-	-	-	-	-	0
44010 - Interest Income	1,293	1,344	1,296	4,391	1,371	1,445	1,521	1,424	1,487	3,706	917	2,151	22,344
Total Revenue	74,139	74,509	74,195	77,846	75,381	74,614	74,696	74,396	74,857	76,784	73,764	75,279	900,460
Total Income	74,139	74,509	74,195	77,846	75,381	74,614	74,696	74,396	74,857	76,784	73,764	75,279	900,460

Operating Expense

Utility Expenses													
50200 - Electricity	2,903	3,332	4,700	5,745	5,249	5,318	3,325	3,275	3,307	3,375	2,884	2,782	46,194
50300 - Gas	1,379	1,011	865	440	459	688	1,165	2,091	560	528	589	559	10,333
50400 - Refuse Removal	7,293	7,293	7,731	7,731	7,731	7,731	7,731	15,462	-	7,731	7,731	7,731	91,898
50700 - Telephone - Entry Gates	168	178	168	178	178	168	178	178	178	346	10	176	2,102
50800 - Water	435	-	1,114	-	484	-	465	-	484	1,926	446	-	5,355
Total Utility Expenses	12,178	11,813	14,578	14,094	14,102	13,904	12,863	21,006	4,529	13,906	11,661	11,248	155,882
Pool / Spa Expenses													
55100 - Pool / Spa: Service Contract	560	710	710	710	710	710	1,270	-	560	560	560	560	7,620
55300 - Pool / Spa: Supplies	-	624	593	575	784	977	622	-	-	-	655	119	4,949
55400 - Equipment Repairs	-	2,310	-	-	-	-	36	-	-	-	613	-	2,958
55500 - Health Department Fees	-	-	-	-	-	-	-	1,668	-	-	-	-	1,668
Total Pool / Spa Expenses	560	3,644	1,303	1,285	1,494	1,687	1,928	1,668	560	560	1,827	679	17,195

South Coast Shores Homeowners Association

Summary Statement of Revenues and Expenses For 4/30/2025

	May	Jun	Jul	Aug	Sep	Oct	Nov	Dec	Jan	Feb	Mar	Apr	Total
Operating Expense													
Landscape Expenses													
60100 - Landscape: Service Contract	15,147	15,147	15,147	15,753	15,753	17,071	15,753	15,753	15,753	15,753	15,753	15,753	188,532
60200 - Landscape: Extras	1,420	1,159	1,140	7,958	3,130	1,237	3,976	9,795	1,756	804	4,084	150	36,609
60300 - Landscape: Replacement	-	-	-	-	-	-	-	-	-	1,205	-	-	1,205
60800 - Irrigation: Repairs / Maintenance	2,029	2,429	1,574	2,749	651	2,081	2,458	37,905	1,422	1,152	2,072	1,898	58,420
61075 - Swans	-	-	170	-	-	-	-	-	-	-	-	-	170
61100 - Tree Trimming	-	5,700	5,700	-	2,430	-	1,170	33,933	-	-	779	-	49,712
Total Landscape Expenses	18,596	24,435	23,731	26,460	21,964	20,389	23,357	97,386	18,931	18,914	22,688	17,801	334,648
Contracts, Maint. & Repair Expenses													
70100 - Access Gate Repairs	560	-	228	665	2,125	2,115	440	3,615	541	470	85	471	11,315
70600 - Common Area: Maintenance	584	235	7,171	1,159	425	18,020	1,809	1,782	6,191	5,093	285	-	42,754
71400 - Fire Safety	-	-	-	-	-	-	-	-	756	-	-	-	756
72500 - Janitorial: Service Contract	1,232	1,197	1,232	1,287	1,232	1,197	1,197	1,197	1,197	1,232	-	-	12,200
72600 - Janitorial: Supplies	-	35	-	-	-	35	60	35	210	-	-	-	375
72700 - Keys & Locks	-	-	-	150	-	-	-	-	-	-	-	-	150
72900 - Lighting: Repairs / Supplies	2,151	595	1,895	1,011	657	-	-	-	-	966	1,043	-	8,317
73200 - Patrol Service	1,123	1,123	1,123	1,123	1,123	-	2,245	1,123	1,123	1,167	1,167	1,167	13,606
73300 - Pest & Rodent Control: Contract	260	281	281	281	281	281	281	281	281	281	281	281	3,351
73400 - Pest & Rodent Control: Extras	3,425	-	-	-	-	-	-	-	-	-	-	-	3,425
74600 - Street Sweeping	1,268	1,268	1,268	1,319	1,319	-	1,319	1,319	1,319	1,319	1,319	2,638	15,673
74915 - Waterscape Maintenance	5,694	2,100	3,809	3,364	2,100	2,100	2,100	2,100	-	2,100	-	4,200	29,667
Total Contracts, Maint. & Repair Expenses	16,297	6,833	17,006	10,359	9,261	23,748	9,451	11,451	11,617	12,628	4,180	8,757	141,589
General & Administrative Expenses													
80400 - Audit / Tax Returns	-	-	-	-	-	1,325	-	-	-	-	-	-	1,325
80500 - Collection / Bad Debt Expense	-	-	-	-	-	-	-	-	-	(154)	(491)	(389)	-1,034
80600 - Bank Charges	-	-	25	6	-	25	-	-	25	6	-	25	112

South Coast Shores Homeowners Association

Summary Statement of Revenues and Expenses For 4/30/2025

	May	Jun	Jul	Aug	Sep	Oct	Nov	Dec	Jan	Feb	Mar	Apr	Total
Operating Expense													
80700 - Collection Expenses	10	63	-	221	171	186	250	30	65	30	250	40	1,316
81200 - Insurance	-	1,191	28,679	3,985	3,985	-	3,985	3,985	7,968	320	-	-	54,096
81900 - Legal Service	-	-	-	-	-	-	-	1,553	-	-	-	-	1,553
82400 - Operating Contingency	104	-	-	-	224	-	128	-	-	1,219	-	-	1,676
82600 - Printing / Mailing / Supplies	647	220	-	2,111	952	149	182	757	441	3,655	677	357	10,148
82700 - Professional Management: Contract	3,226	3,226	3,275	3,275	3,275	3,275	3,275	3,275	3,275	3,275	3,275	3,275	39,202
82800 - Miscellaneous Administration	151	151	-	627	151	151	151	423	151	151	501	151	2,759
83100 - Tax: Federal	-	241	-	-	-	(3,403)	309	894	1,372	-	894	-	307
83200 - Tax: State	150	-	-	830	2,015	400	-	540	-	-	-	-	3,935
Total General & Administrative Expenses	4,289	5,092	31,979	11,055	10,773	2,108	8,279	11,457	13,297	8,502	5,107	3,459	115,396
Contributions to Reserves													
93600 - General Reserves	11,250	11,250	11,250	11,250	56,550	11,250	11,250	11,250	11,250	11,250	11,250	11,250	180,300
98990 - Interest	1,292	1,344	1,296	1,364	1,370	1,445	1,521	1,424	1,487	1,990	916	2,150	17,600
Total Contributions to Reserves	12,542	12,594	12,546	12,614	57,920	12,695	12,771	12,674	12,737	13,240	12,166	13,400	197,900
Total Expense	64,462	64,411	101,142	75,866	115,515	74,532	68,649	155,641	61,670	67,750	57,629	55,344	962,611
Operating Net Total	\$9,677	\$10,098	(\$26,947)	\$1,980	(\$40,133)	\$82	\$6,047	(\$81,245)	\$13,187	\$9,034	\$16,135	\$19,935	(\$62,151)

South Coast Shores Homeowners Association

Summary Statement of Revenues and Expenses For 4/30/2025

	May	Jun	Jul	Aug	Sep	Oct	Nov	Dec	Jan	Feb	Mar	Apr	Total
Reserve Income													
Revenue													
44010 - Interest Income	-	-	15	-	-	-	-	-	-	-	-	-	15
Total Revenue	-	-	15	-	-	-	-	-	-	-	-	-	15
Total Income	-	-	15	-	-	-	-	-	-	-	-	-	15
Reserve Expense													
Contributions to Reserves													
98990 - Interest	-	-	15	-	-	-	-	-	-	-	-	-	15
Total Contributions to Reserves	-	-	15	-	-	-	-	-	-	-	-	-	15
Total Expense	-	-	15	-	-	-	-	-	-	-	-	-	15
Reserve Net Total	-	-	-	-	-	-	-	-	-	-	-	-	\$0
Net Total	\$9,677	\$10,098	(\$26,947)	\$1,980	(\$40,133)	\$82	\$6,047	(\$81,245)	\$13,187	\$9,034	\$16,135	\$19,935	(\$62,151)

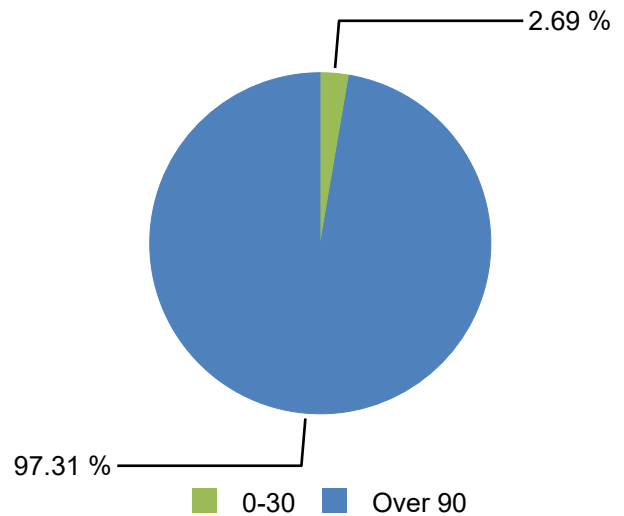
South Coast Shores Homeowners Association

AR Aging - 4/30/2025

SUMMARY

Charge	Balance
CC&R Violation Fine (3)	\$550.00
Collection Fee (1)	\$150.00
Late Fee (2)	\$39.57
Late Interest (1)	\$6.00
Monthly Assessment (1)	\$20.60
Total	\$766.17

DISTRIBUTION



Property	0-30	Over 30	Over 60	Over 90	Balance
99224335 - 1914 Bay Crest St - Gilmour Trust	-	-	-	\$300.00	\$300.00
CC&R Violation Fine	-	-	-	\$300.00	\$300.00
99224284 - 1903 Bay Crest St - Beam	-	-	-	\$200.00	\$200.00
CC&R Violation Fine	-	-	-	\$200.00	\$200.00
99224434 - 3607 S Ocean Crst - Savala Trustee	-	-	-	\$186.00	\$186.00
Coll Status: Small Balance Reminder	-	-	-	\$186.00	\$186.00
Late Fee	-	-	-	\$30.00	\$30.00
Collection Fee	-	-	-	\$150.00	\$150.00
Late Interest	-	-	-	\$6.00	\$6.00
99224296 - 3612 S Sea Breeze - 3612 S Sea Breeze LLC	-	-	-	\$50.00	\$50.00
CC&R Violation Fine	-	-	-	\$50.00	\$50.00
99224314 - 1909 Bay Crest St - Lopez	\$20.60	-	-	-	\$20.60
Monthly Assessment	\$20.60	-	-	-	\$20.60
99224352 - 1917 Bay Crest St - Hansen	-	-	-	\$9.57	\$9.57
Late Fee	-	-	-	\$9.57	\$9.57
Total:	\$20.60	\$0.00	\$0.00	\$745.57	\$766.17
Property Count:	1	0	0	5	

(*** indicates previous owners)

South Coast Shores Homeowners Association

Pre Paid Homeowners For 4/30/2025

Account	Property	Owner Name	Credit Amount
99224375	3704 S Sea Clf	Harriet Ducot	800.00
99224394	3708 S Sea Clf	Robert C Boullon	800.00
99224560	2006 W Summer Wind	Graciela L Garcia	709.00
99224279	1902 Bay Crest St	Glenda Jeanette Sapp Trustee Etal	400.00
99224422	1903 W Wakeham Pl	Susan Todd	400.00
99224460	1903 W West Wind	Charles L Greenburg Trust	400.00
99224295	1905 Bay Crest St	Bruce Beckman Successor Trustee	400.00
99224331	1913 Bay Crest St	Edwards Family Trust	400.00
99224454	1915 W Wakeham Pl	Sally A Day	400.00
99224356	1918 Bay Crest St	Angelo J Fazio	400.00
99224347	1918 W West Wind	William R Marlowe	400.00
99245537	1919 Bay Crest St	Justin Wallace Chi	400.00
99224585	2011 W Summer Wind	Michael Preciado	400.00
99224606	2015 W Summer Wind	Anthony Lonia	400.00
99254461	2015 W West Wind	Mary Diane Schenker	400.00
99230522	2016 W West Wind	Brian Patrick Burke	400.00
99224619	2017 W West Wind	David B Miles	400.00
99224362	2020 W Summer Wind	Chikouang Huang	400.00
99245992	2021 W Summer Wind	Hong Chee Tan	400.00
99224639	2021 W West Wind	Christine J Aichelman Trustee	400.00
99224429	3605 S Ocean Crst	James E Marlin II	400.00
99224495	3608 S Sea Breeze	Konstantina Polychronopoulos	400.00
99224506	3614 S Sea Breeze	David Lee Perry	400.00
99224459	3709 S Ocean Crst	Michael Christiansen	400.00
99257857	3723 S Ocean Crst	Abraham Manjikian	400.00
99224305	3702 S Sea Breeze	Pamela Ann Probst Trustee	232.00
Total			11,341.00

(*** indicates previous owners)

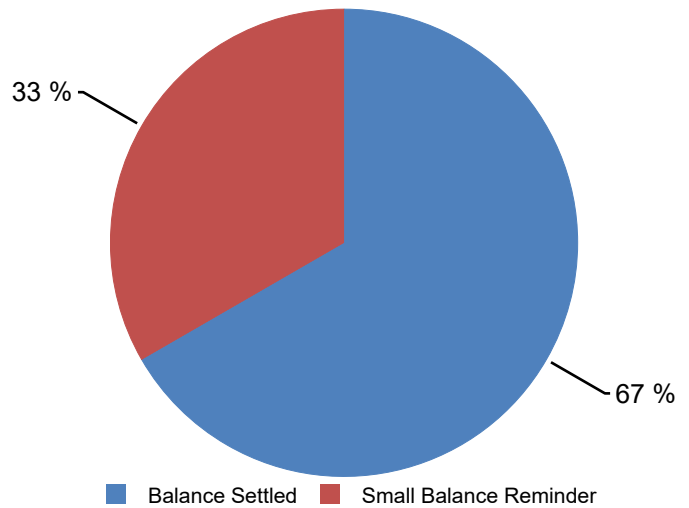
South Coast Shores Homeowners Association

Collection Report - Detail for 4/1/2025 - 4/30/2025

SUMMARY

Balance Settled	2
Small Balance Reminder	1
Total	3

TOP DISTRIBUTION BY STATUS



Small Balance Reminder (Total Count = 1)

3607 S Ocean Crst		Small Balance Reminder	Current Balance: \$186.00
Lydia M Savala Trustee		Last Payment Date/Amount:	04-05-2025 / (\$400.00)
XN: 4169598 Acct: 99224434			
8/31/2024	System	Late Statement	
10/1/2024	System	Review Account - Intent to Lien	
10/1/2024	Crystal Muniz	Small Balance Reminder (HUFd)	
10/1/2024	Crystal Muniz	Review Account - Intent to Lien	
10/2/2024	Crystal Muniz	Intent to Lien Letter to Owner(s)	
10/2/2024	Crystal Muniz	Resolution to Lien	
10/2/2024	Crystal Muniz	Intent to Lien	
10/31/2024	Paul Kardos	Small Balance Reminder (HUFd)	
11/20/2024	System	Small Balance Reminder	
12/21/2024	System	Small Balance Reminder	
1/21/2025	System	Small Balance Reminder	
2/21/2025	System	Small Balance Reminder	
3/24/2025	System	Small Balance Reminder	
4/24/2025	System	Small Balance Reminder	

Balance Settled (Total Count = 2)

1901 W West Wind		Balance Settled	Current Balance: \$0.00
Catalina L Flores		Last Payment Date/Amount:	04-16-2025 / (\$2.00)
XN: 4976800 Acct: 99242093			
3/20/2025	System	Late Statement	
4/10/2025	System	Balance Settled	

1909 W Wakeham Pl		Balance Settled	Current Balance: \$0.00
Honeyman-Bickel Family Trust		Last Payment Date/Amount:	04-23-2025 / (\$400.00)
XN: 5087190 Acct: 99224438			

South Coast Shores Homeowners Association

Collection Report - Detail for 4/1/2025 - 4/30/2025

4/20/2025	System	Late Statement
4/25/2025	System	Balance Settled

South Coast Shores Homeowners Association

Cash Disbursement - 4/30/2025

Date	CheckNo	Description	Amount
10100 - Pacific Premier Bank Op			
4/1/2025	ACH	Optimum Professional Property Management (OPPM) Inv # 5006990	3,275.00
		82700 - Professional Management: Contract - Management Fee	3,275.00
4/3/2025	Check 2747	Cal Sparkle Pool Inc Inv # 5/74091	560.00
		55100 - Pool / Spa: Service Contract - Monthly Pool Svc	560.00
4/3/2025	Check 2748	Newport Exterminating Inv # 994543	281.00
		73300 - Pest & Rodent Control: Contract - Newport Exterminating Inc. - Monthly Rodent Control	281.00
4/3/2025	Check 2749	Relentless Land Care Inv # 17328	1,318.75
		74600 - Street Sweeping - Monthly Sweeping Svc	1,318.75
4/3/2025	Check 2749	Relentless Land Care Inv # 17327	15,752.58
		60100 - Landscape: Service Contract - Monthly Landscape Maint	15,752.58
4/3/2025	Check 2750	Patrol Masters Security Services, Inc. Inv # 128030	1,167.47
		73200 - Patrol Service - Monthly Patrol Svc	1,167.47
4/9/2025	Transfer Out	Transfer to Pacific Premier Bank MMA	11,250.00
		14100 - Pacific Premier Bank MMA x1195 - Transfer from Pacific Premier Bank Op	11,250.00
4/9/2025	Auto Draft	SCE Inv # 20250328	2,782.29
		50200 - Electricity - Monthly electric	2,782.29
4/9/2025	Check 2751	Integrated Vegetation Management, Inc Inv # 1003581	2,100.00
		74915 - Waterscape Maintenance - Integrated Vegetation Management, Inc. - Monthly Lake Maint	2,100.00
4/10/2025	Auto Draft	SoCal Gas Inv # 20250331	559.11
		50300 - Gas - Monthly Gas Bill	559.11
4/15/2025	Misc Check	Doorking Inc. - Doorking Autopay	175.80
		50700 - Telephone - Entry Gates - Doorking Inc.	175.80
4/24/2025	ACH	Optimum Professional Property Management (OPPM) Inv # 50462	548.24
		80700 - Collection Expenses - Total Collection Fees	40.00
		82600 - Printing / Mailing / Supplies - Total Copies and Postage/Community Wide Notifications	357.24
		82800 - Miscellaneous Administration - Total Management Extras	151.00
4/24/2025	ACH	California Gate & Entry Systems Inv # 203832	385.64
		70100 - Access Gate Repairs - C.G. Systems, LLC - Qtrly Srv	385.64

South Coast Shores Homeowners Association

Cash Disbursement - 4/30/2025

Date	CheckNo	Description	Amount
4/24/2025	ACH	California Gate & Entry Systems Inv # 203543	85.00
		70100 - Access Gate Repairs - C.G. Systems, LLC - Monthly Phone Programming	85.00
4/24/2025	Check 2752	Republic Services Inv # 616-000341166	7,731.17
		50400 - Refuse Removal - Monthly Refuse	7,731.17
4/24/2025	Check 2753	Cal Sparkle Pool Inc Inv # 5/74562	91.59
		55300 - Pool / Spa: Supplies - Supplies	91.59
4/24/2025	Check 2753	Cal Sparkle Pool Inc Inv # 5/75077	27.48
		55300 - Pool / Spa: Supplies - Pool Chemicals	27.48
4/24/2025	Check 2754	Relentless Land Care Inv # 17495	1,318.75
		74600 - Street Sweeping - Street Sweeping Svc	1,318.75
4/24/2025	Check 2754	Relentless Land Care Inv # 17509	165.00
		60800 - Irrigation: Repairs / Maintenance - Irrigation Repairs	165.00
4/24/2025	Check 2754	Relentless Land Care Inv # 17439	210.00
		60800 - Irrigation: Repairs / Maintenance - Irrigation Repairs	210.00
4/24/2025	Check 2754	Relentless Land Care Inv # 17367	420.00
		60800 - Irrigation: Repairs / Maintenance - Irrigation Repairs for Asphalt	420.00
4/24/2025	Check 2754	Relentless Land Care Inv # 17390	98.00
		60800 - Irrigation: Repairs / Maintenance - Irrigation Repairs	98.00
4/24/2025	Check 2754	Relentless Land Care Inv # 17522	655.00
		60800 - Irrigation: Repairs / Maintenance - Replaced a Valve	655.00
4/24/2025	Check 2754	Relentless Land Care Inv # 17524	350.00
		60800 - Irrigation: Repairs / Maintenance - Irrigation Repair	350.00
4/24/2025	Check 2754	Relentless Land Care Inv # 17410	150.00
		60200 - Landscape: Extras - Landscape Extras	150.00
4/24/2025	Check 2755	Integrated Vegetation Management Inc Inv # 1003591	2,100.00
		74915 - Waterscape Maintenance - Integrated Vegetation Management, Inc. - Monthly Lake Maint	2,100.00
Total			53,557.87

South Coast Shores Homeowners Association

Cash Disbursement - 4/30/2025

Date	CheckNo	Description	Amount
10310 - Comerica Bank			
4/14/2025	Misc Check	Comerica Bank - Quarterly Bank Fee	25.00
	80600 - Bank Charges - Comerica Bank		25.00
Total			25.00

South Coast Shores Homeowners Association

GL Trial Balance For 4/1/2025 - 4/30/2025

			Beginning Balance	Current Debit	Credit	Ending Balance
10100 - Pacific Premier Bank Op x0834			181,788.25	82,717.40	63,827.99	200,677.66
Date		Description	Debit	Credit	Type	
04/01/2025	Batched	Credit Distribution	7,490.72	7,490.72	Credit Distribution	
04/01/2025	Batched	eCheck	1,600.00	-	Owner Payment	
04/01/2025		5006990 - Optimum Professional Property Management (OPPM) - Management Fee	-	3,275.00	Invoice	
04/01/2025		Credit Card	400.00	-	Owner Payment	
04/02/2025	Batched	Credit Distribution	2,779.40	2,779.40	Credit Distribution	
04/02/2025	Batched	Check	7,200.00	-	Owner Payment	
04/03/2025		17327 - Relentless Land Care - Monthly Landscape Maint	-	15,752.58	Invoice	
04/03/2025		17328 - Relentless Land Care - Monthly Sweeping Svc	-	1,318.75	Invoice	
04/03/2025		994543 - Newport Exterminating Inc. - Monthly Rodent Control	-	281.00	Invoice	
04/03/2025		eCheck	400.00	-	Owner Payment	
04/03/2025		128030 - Patrol Masters Security Services, Inc. - Monthly Patrol Svc	-	1,167.47	Invoice	
04/03/2025	Batched	Check	3,600.00	-	Owner Payment	
04/03/2025		5/74091 - Cal Sparkle Pool Inc - Monthly Pool Svc	-	560.00	Invoice	
04/04/2025		eCheck	400.00	-	Owner Payment	
04/04/2025	Batched	Check	1,450.00	-	Owner Payment	
04/05/2025	Batched	eCheck	1,600.00	-	Owner Payment	
04/05/2025	Batched	ACH	39,709.28	-	Owner Payment	
04/07/2025	Batched	Check	2,000.00	-	Owner Payment	
04/08/2025		eCheck	400.00	-	Owner Payment	
04/08/2025	Batched	Check	1,610.00	-	Owner Payment	
04/09/2025		20250328 - SCE - Monthly electric	-	2,782.29	Invoice	
04/09/2025		1003581 - Integrated Vegetation Management, Inc. - Monthly Lake Maint	-	2,100.00	Invoice	
04/09/2025		Transfer to Pacific Premier Bank MMA	-	11,250.00	Transfer	
04/09/2025		eCheck	400.00	-	Owner Payment	
04/09/2025	Batched	Check	1,600.00	-	Owner Payment	
04/10/2025		20250331 - SoCal Gas - Monthly Gas Bill	-	559.11	Invoice	
04/11/2025	Batched	Check	1,600.00	-	Owner Payment	
04/14/2025	Batched	Check	476.00	-	Owner Payment	
04/15/2025		eCheck	400.00	-	Owner Payment	
04/15/2025		Doorking Inc.	-	175.80	Invoice	
04/16/2025		Check	2.00	-	Owner Payment	
04/20/2025		eCheck	400.00	-	Owner Payment	
04/22/2025	Batched	eCheck	800.00	-	Owner Payment	
04/23/2025		Check	400.00	-	Owner Payment	
04/24/2025		203832 - C.G. Systems, LLC - Qtrly Svc	-	385.64	Invoice	

South Coast Shores Homeowners Association

GL Trial Balance For 4/1/2025 - 4/30/2025

	Beginning Balance	Current Debit	Credit	Ending Balance
10100 - Pacific Premier Bank Op x0834	181,788.25	82,717.40	63,827.99	200,677.66

Date	Description	Debit	Credit	Type
04/24/2025	5/74562 - Cal Sparkle Pool Inc - Supplies	-	91.59	Invoice
04/24/2025	Check	400.00	-	Owner Payment
04/24/2025	50462 - Optimum Professional Property Management (OPPM) - Total Collection Fees	-	40.00	Invoice
04/24/2025	50462 - Optimum Professional Property Management (OPPM) - Total Copies and Postage/Community Wide Notifications	-	357.24	Invoice
04/24/2025	50462 - Optimum Professional Property Management (OPPM) - Total Management Extras	-	151.00	Invoice
04/24/2025	5/75077 - Cal Sparkle Pool Inc - Pool Chemicals	-	27.48	Invoice
04/24/2025	1003591 - Integrated Vegetation Management, Inc. - Monthly Lake Maint	-	2,100.00	Invoice
04/24/2025	17524 - Relentless Land Care - Irrigation Repair	-	350.00	Invoice
04/24/2025	17390 - Relentless Land Care - Irrigation Repairs	-	98.00	Invoice
04/24/2025	17439 - Relentless Land Care - Irrigation Repairs	-	210.00	Invoice
04/24/2025	17509 - Relentless Land Care - Irrigation Repairs	-	165.00	Invoice
04/24/2025	17367 - Relentless Land Care - Irrigation Repairs for Asphalt	-	420.00	Invoice
04/24/2025	17410 - Relentless Land Care - Landscape Extras	-	150.00	Invoice
04/24/2025	17522 - Relentless Land Care - Replaced a Valve	-	655.00	Invoice
04/24/2025	17495 - Relentless Land Care - Street Sweeping Srvc	-	1,318.75	Invoice
04/24/2025	616-000341166 - Republic Services - Monthly Refuse	-	7,731.17	Invoice
04/24/2025	203543 - C.G. Systems, LLC - Monthly Phone Programming	-	85.00	Invoice
04/27/2025	eCheck	400.00	-	Owner Payment
04/28/2025	Batched Check	1,600.00	-	Owner Payment
04/29/2025	Check	400.00	-	Owner Payment
04/30/2025	eCheck	400.00	-	Owner Payment
04/30/2025	Batched Check	2,800.00	-	Owner Payment

10310 - Comerica Op x0425	1,745.42	0.21	25.00	1,720.63
---------------------------	----------	------	-------	----------

Date	Description	Debit	Credit	Type
04/01/2025	April Interest	.21	-	GL Entry
04/14/2025	Comerica Bank	-	25.00	Invoice

10704 - Comerica - Clear Fork Bank Mat. 08-28-25 4.3% 6 Months	74,000.00	-	-	74,000.00
---	-----------	---	---	-----------

Date	Description	Debit	Credit	Type
------	-------------	-------	--------	------

South Coast Shores Homeowners Association

GL Trial Balance For 4/1/2025 - 4/30/2025

			Beginning Balance	Current Debit	Credit	Ending Balance
11150 - Accounts Receivable			1,155.57	73,138.00	73,527.40	766.17
Date	Description		Debit	Credit	Type	
04/01/2025		Late Interest	2.00	-	Owner Charge	
04/01/2025	Batched	Monthly Assessment	72,800.00	-	Owner Charge	
04/01/2025	Batched	Credit Distribution	-	7,490.72	Credit Distribution	
04/01/2025	Batched	eCheck	-	1,600.00	Owner Payment	
04/01/2025		Credit Card	-	400.00	Owner Payment	
04/02/2025	Batched	Credit Distribution	-	2,779.40	Credit Distribution	
04/02/2025	Batched	Check	-	6,800.00	Owner Payment	
04/03/2025		eCheck	-	400.00	Owner Payment	
04/03/2025	Batched	Check	-	3,600.00	Owner Payment	
04/04/2025	Batched	Clubhouse Rental	250.00	-	Owner Charge	
04/04/2025		eCheck	-	400.00	Owner Payment	
04/04/2025	Batched	Check	-	1,450.00	Owner Payment	
04/05/2025	Batched	eCheck	-	1,200.00	Owner Payment	
04/05/2025	Batched	ACH	-	39,709.28	Owner Payment	
04/07/2025	Batched	Check	-	1,600.00	Owner Payment	
04/08/2025		eCheck	-	400.00	Owner Payment	
04/08/2025	Batched	Check	-	1,610.00	Owner Payment	
04/09/2025		eCheck	-	400.00	Owner Payment	
04/09/2025	Batched	Check	-	1,600.00	Owner Payment	
04/11/2025	Batched	Check	-	1,600.00	Owner Payment	
04/14/2025		Gate Remote Fee (2) plus shipping	76.00	-	Owner Charge	
04/14/2025		Check	-	76.00	Owner Payment	
04/16/2025		Late Fee	10.00	-	Owner Charge	
04/16/2025		Check	-	2.00	Owner Payment	
04/23/2025		Check	-	400.00	Owner Payment	
04/28/2025		Adjustment Reverse Late Fee	-	10.00	Adjustment	
11190 - Less Allowance For Past Due Accts			-1,155.57	389.40	-	-766.17
Date	Description		Debit	Credit	Type	
04/30/2025	Adj Allowance		389.40	-	GL Entry	
14100 - Pacific Premier Bank MMA x1195			178,046.23	11,303.60	-	189,349.83
Date	Description		Debit	Credit	Type	
04/09/2025	Transfer from Pacific Premier Bank Op		11,250.00	-	Transfer	
04/30/2025	April Interest		53.60	-	GL Entry	

South Coast Shores Homeowners Association

GL Trial Balance For 4/1/2025 - 4/30/2025

		Beginning Balance	Current		Ending Balance
			Debit	Credit	
14200 - FCB MMA x2212		60,427.67	8.44	-	60,436.11
Date	Description		Debit	Credit	Type
04/01/2025	April Interest		8.44	-	GL Entry
14210 - First Foundation MMA x1197		10,087.46	8.29	-	10,095.75
Date	Description		Debit	Credit	Type
04/01/2025	April Interest		8.29	-	GL Entry
14300 - Banc of CA MMA x5433 - UNCLAIMED PROPERTY		125,811.12	-	-	125,811.12
Date	Description		Debit	Credit	Type
15050 - First Foundation x7973 Mat.03-01-2026 3.440 % 13mths		169,213.77	1,140.60	-	170,354.37
Date	Description		Debit	Credit	Type
04/01/2025	April Interest		1,140.60	-	GL Entry
15055 - Alliance x2689 Mat. 08-17-2025 4.4% 11mths		103,948.69	381.39	-	104,330.08
Date	Description		Debit	Credit	Type
04/16/2025	April Interest		381.39	-	GL Entry
15070 - First Foundation x7797 Mat. 12-14-2025 4.16% 13mths		103,223.18	365.33	-	103,588.51
Date	Description		Debit	Credit	Type
04/01/2025	April Interest		365.33	-	GL Entry
15097 - First Foundation x5354 Mat. 06-17-2025 4.88% 9mths		46,409.53	192.74	-	46,602.27
Date	Description		Debit	Credit	Type
04/01/2025	April Interest		192.74	-	GL Entry
20200 - Accrued Expenses		-15.00	-	-	-15.00
Date	Description		Debit	Credit	Type

South Coast Shores Homeowners Association

GL Trial Balance For 4/1/2025 - 4/30/2025

			Beginning Balance	Current Debit	Credit	Ending Balance
21120 - Deposits: Clubhouse			-775.00	-	-	-775.00
Date	Description			Debit	Credit	Type
21500 - Prepaid Assessments			-12,411.12	10,270.12	9,200.00	-11,341.00
Date	Description			Debit	Credit	Type
04/01/2025	Batched	Credit Distribution		7,490.72	-	Credit Distribution
04/02/2025	Batched	Credit Distribution		2,779.40	-	Credit Distribution
04/02/2025		Check		-	400.00	Owner Payment
04/05/2025		eCheck		-	400.00	Owner Payment
04/07/2025		Check		-	400.00	Owner Payment
04/14/2025		Check		-	400.00	Owner Payment
04/15/2025		eCheck		-	400.00	Owner Payment
04/20/2025		eCheck		-	400.00	Owner Payment
04/22/2025	Batched	eCheck		-	800.00	Owner Payment
04/24/2025		Check		-	400.00	Owner Payment
04/27/2025		eCheck		-	400.00	Owner Payment
04/28/2025	Batched	Check		-	1,600.00	Owner Payment
04/29/2025		Check		-	400.00	Owner Payment
04/30/2025		eCheck		-	400.00	Owner Payment
04/30/2025	Batched	Check		-	2,800.00	Owner Payment
33600 - General Reserves			-784,338.72	-	11,250.00	-795,588.72
Date	Description			Debit	Credit	Type
04/09/2025		Monthly Reserve Contribution		-	11,250.00	GL Entry
38990 - Interest			-12,828.93	-	2,150.39	-14,979.32
Date	Description			Debit	Credit	Type
04/01/2025	Batched	April Interest		-	1,715.40	GL Entry
04/16/2025		April Interest		-	381.39	GL Entry
04/30/2025		April Interest		-	53.60	GL Entry
39900 - Prior Year Surplus (Deficit)			-346,193.30	-	-	-346,193.30
Date	Description			Debit	Credit	Type
40100 - Assessments			-655,200.00	-	72,800.00	-728,000.00
Date	Description			Debit	Credit	Type

South Coast Shores Homeowners Association

GL Trial Balance For 4/1/2025 - 4/30/2025

			Beginning Balance	Current		Ending Balance
				Debit	Credit	
40100 - Assessments			-655,200.00	-	72,800.00	-728,000.00
Date	Description			Debit	Credit	Type
04/01/2025	Batched	Monthly Assessment		-	72,800.00	Owner Charge
40300 - Attorney Reimbursement Fees			-1,002.71	-	-	-1,002.71
Date	Description			Debit	Credit	Type
40500 - Clubhouse Rental			-1,300.00	-	250.00	-1,550.00
Date	Description			Debit	Credit	Type
04/04/2025	Batched	Clubhouse Rental		-	250.00	Owner Charge
40600 - Collection Fees			-775.00	-	-	-775.00
Date	Description			Debit	Credit	Type
40800 - Interest Charges			-14.35	-	2.00	-16.35
Date	Description			Debit	Credit	Type
04/01/2025		Late Interest		-	2.00	Owner Charge
40900 - Key Fees			-75.00	-	-	-75.00
Date	Description			Debit	Credit	Type
41000 - Late Charges			-194.00	10.00	10.00	-194.00
Date	Description			Debit	Credit	Type
04/16/2025		Late Fee		-	10.00	Owner Charge
04/28/2025		Adjustment Reverse Late Fee		10.00	-	Adjustment
41600 - Transmitters			-515.00	-	76.00	-591.00
Date	Description			Debit	Credit	Type
04/14/2025		Gate Remote Fee (2) plus shipping		-	76.00	Owner Charge
41700 - Violation Fines			100.00	-	-	100.00
Date	Description			Debit	Credit	Type

South Coast Shores Homeowners Association

GL Trial Balance For 4/1/2025 - 4/30/2025

		Beginning Balance	Current		Ending Balance
			Debit	Credit	
44010 - Interest Income		-17,572.33	-	2,150.60	-19,722.93
Date	Description		Debit	Credit	Type
04/01/2025	Batched April Interest		-	1,715.61	GL Entry
04/16/2025	April Interest		-	381.39	GL Entry
04/30/2025	April Interest		-	53.60	GL Entry
50200 - Electricity		37,176.65	2,782.29	-	39,958.94
Date	Description		Debit	Credit	Type
04/09/2025	20250328 - SCE - Monthly electric		2,782.29	-	Invoice
50300 - Gas		7,384.37	559.11	-	7,943.48
Date	Description		Debit	Credit	Type
04/10/2025	20250331 - SoCal Gas - Monthly Gas Bill		559.11	-	Invoice
50400 - Refuse Removal		69,580.53	7,731.17	-	77,311.70
Date	Description		Debit	Credit	Type
04/24/2025	616-000341166 - Republic Services - Monthly Refuse		7,731.17	-	Invoice
50700 - Telephone - Entry Gates		1,580.20	175.80	-	1,756.00
Date	Description		Debit	Credit	Type
04/15/2025	Doorking Inc.		175.80	-	Invoice
50800 - Water		4,920.34	-	-	4,920.34
Date	Description		Debit	Credit	Type
55100 - Pool / Spa: Service Contract		5,790.00	560.00	-	6,350.00
Date	Description		Debit	Credit	Type
04/03/2025	5/74091 - Cal Sparkle Pool Inc - Monthly Pool Svc		560.00	-	Invoice
55300 - Pool / Spa: Supplies		4,206.15	119.07	-	4,325.22
Date	Description		Debit	Credit	Type
04/24/2025	5/74562 - Cal Sparkle Pool Inc - Supplies		91.59	-	Invoice
04/24/2025	5/75077 - Cal Sparkle Pool Inc - Pool Chemicals		27.48	-	Invoice

South Coast Shores Homeowners Association

GL Trial Balance For 4/1/2025 - 4/30/2025

		Beginning Balance	Current		Ending Balance
			Debit	Credit	
55400 - Equipment Repairs		648.44	-	-	648.44
Date	Description		Debit	Credit	Type
55500 - Health Department Fees		1,668.00	-	-	1,668.00
Date	Description		Debit	Credit	Type
60100 - Landscape: Service Contract		142,486.12	15,752.58	-	158,238.70
Date	Description		Debit	Credit	Type
04/03/2025	17327 - Relentless Land Care - Monthly Landscape Maint		15,752.58	-	Invoice
60200 - Landscape: Extras		33,880.10	150.00	-	34,030.10
Date	Description		Debit	Credit	Type
04/24/2025	17410 - Relentless Land Care - Landscape Extras		150.00	-	Invoice
60300 - Landscape: Replacement		1,205.00	-	-	1,205.00
Date	Description		Debit	Credit	Type
60800 - Irrigation: Repairs / Maintenance		52,064.00	1,898.00	-	53,962.00
Date	Description		Debit	Credit	Type
04/24/2025	17522 - Relentless Land Care - Replaced a Valve		655.00	-	Invoice
04/24/2025	17509 - Relentless Land Care - Irrigation Repairs		165.00	-	Invoice
04/24/2025	17367 - Relentless Land Care - Irrigation Repairs for Asphalt		420.00	-	Invoice
04/24/2025	17439 - Relentless Land Care - Irrigation Repairs		210.00	-	Invoice
04/24/2025	17390 - Relentless Land Care - Irrigation Repairs		98.00	-	Invoice
04/24/2025	17524 - Relentless Land Care - Irrigation Repair		350.00	-	Invoice
61075 - Swans		170.00	-	-	170.00
Date	Description		Debit	Credit	Type
61100 - Tree Trimming		44,012.00	-	-	44,012.00
Date	Description		Debit	Credit	Type
70100 - Access Gate Repairs		10,284.11	470.64	-	10,754.75
Date	Description		Debit	Credit	Type

South Coast Shores Homeowners Association

GL Trial Balance For 4/1/2025 - 4/30/2025

		Beginning Balance	Current		Ending Balance
			Debit	Credit	
70100 - Access Gate Repairs		10,284.11	470.64	-	10,754.75
Date	Description		Debit	Credit	Type
04/24/2025	203832 - C.G. Systems, LLC - Qtrly Svc		385.64	-	Invoice
04/24/2025	203543 - C.G. Systems, LLC - Monthly Phone Programming		85.00	-	Invoice
70600 - Common Area: Maintenance		41,934.91	-	-	41,934.91
Date	Description		Debit	Credit	Type
71400 - Fire Safety		756.00	-	-	756.00
Date	Description		Debit	Credit	Type
72500 - Janitorial: Service Contract		9,771.00	-	-	9,771.00
Date	Description		Debit	Credit	Type
72600 - Janitorial: Supplies		340.00	-	-	340.00
Date	Description		Debit	Credit	Type
72700 - Keys & Locks		150.00	-	-	150.00
Date	Description		Debit	Credit	Type
72900 - Lighting: Repairs / Supplies		5,571.58	-	-	5,571.58
Date	Description		Debit	Credit	Type
73200 - Patrol Service		10,192.93	1,167.47	-	11,360.40
Date	Description		Debit	Credit	Type
04/03/2025	128030 - Patrol Masters Security Services, Inc. - Monthly Patrol Svc		1,167.47	-	Invoice
73300 - Pest & Rodent Control: Contract		2,529.00	281.00	-	2,810.00
Date	Description		Debit	Credit	Type
04/03/2025	994543 - Newport Exterminating Inc. - Monthly Rodent Control		281.00	-	Invoice

South Coast Shores Homeowners Association

GL Trial Balance For 4/1/2025 - 4/30/2025

		Beginning Balance	Current		Ending Balance
			Debit	Credit	
74600 - Street Sweeping		10,499.28	2,637.50	-	13,136.78
Date	Description		Debit	Credit	Type
04/03/2025	17328 - Relentless Land Care - Monthly Sweeping Svc		1,318.75	-	Invoice
04/24/2025	17495 - Relentless Land Care - Street Sweeping Srvc		1,318.75	-	Invoice
74915 - Waterscape Maintenance		17,673.01	4,200.00	-	21,873.01
Date	Description		Debit	Credit	Type
04/09/2025	1003581 - Integrated Vegetation Management, Inc. - Monthly Lake Maint		2,100.00	-	Invoice
04/24/2025	1003591 - Integrated Vegetation Management, Inc. - Monthly Lake Maint		2,100.00	-	Invoice
80400 - Audit / Tax Returns		1,325.00	-	-	1,325.00
Date	Description		Debit	Credit	Type
80500 - Collection / Bad Debt Expense		-644.43	-	389.40	-1,033.83
Date	Description		Debit	Credit	Type
04/30/2025	Adj Allowance		-	389.40	GL Entry
80600 - Bank Charges		87.01	25.00	-	112.01
Date	Description		Debit	Credit	Type
04/14/2025	Comerica Bank		25.00	-	Invoice
80700 - Collection Expenses		1,202.77	40.00	-	1,242.77
Date	Description		Debit	Credit	Type
04/24/2025	50462 - Optimum Professional Property Management (OPPM) - Total Collection Fees		40.00	-	Invoice
81200 - Insurance		52,905.00	-	-	52,905.00
Date	Description		Debit	Credit	Type
81900 - Legal Service		1,553.43	-	-	1,553.43
Date	Description		Debit	Credit	Type

South Coast Shores Homeowners Association

GL Trial Balance For 4/1/2025 - 4/30/2025

		Beginning Balance	Current Debit	Credit	Ending Balance
82400 - Operating Contingency		1,571.12	-	-	1,571.12
Date	Description	Debit	Credit	Type	
82600 - Printing / Mailing / Supplies		8,923.99	357.24	-	9,281.23
Date	Description	Debit	Credit	Type	
04/24/2025	50462 - Optimum Professional Property Management (OPPM) - Total Copies and Postage/Community Wide Notifications	357.24	-	Invoice	
82700 - Professional Management: Contract		29,475.00	3,275.00	-	32,750.00
Date	Description	Debit	Credit	Type	
04/01/2025	5006990 - Optimum Professional Property Management (OPPM) - Management Fee	3,275.00	-	Invoice	
82800 - Miscellaneous Administration		2,306.40	151.00	-	2,457.40
Date	Description	Debit	Credit	Type	
04/24/2025	50462 - Optimum Professional Property Management (OPPM) - Total Management Extras	151.00	-	Invoice	
83100 - Tax: Federal		66.20	-	-	66.20
Date	Description	Debit	Credit	Type	
83200 - Tax: State		3,785.00	-	-	3,785.00
Date	Description	Debit	Credit	Type	
93600 - General Reserves		146,550.00	11,250.00	-	157,800.00
Date	Description	Debit	Credit	Type	
04/09/2025	Monthly Reserve Contribution	11,250.00	-	GL Entry	
98990 - Interest		12,828.93	2,150.39	-	14,979.32
Date	Description	Debit	Credit	Type	
04/01/2025	Batched April Interest	1,715.40	-	GL Entry	
04/16/2025	April Interest	381.39	-	GL Entry	
04/30/2025	April Interest	53.60	-	GL Entry	

Net Total

0.00	235,658.78	235,658.78	0.00
-------------	-------------------	-------------------	-------------

South Coast Shores Homeowners Association

Bank Account Reconciliation for Period 4/30/2025

Reconciliation Summary

Bank Account	Bank Bal.	Uncleared Items	Adj. Balance	Book Balance	Status
Pacific Premier Bank Op	214,203.97	-13,526.31	200,677.66	200,677.66	Balanced
Alliance Op MMA	0.00	0.00	0.00	0.00	Balanced
Alliance Association Bank	104,330.08	0.00	104,330.08	104,330.08	Balanced
Banc of California	125,811.12	0.00	125,811.12	125,811.12	Balanced
Comerica Bank	1,720.63	0.00	1,720.63	1,720.63	Balanced
First Foundation MMA	10,095.75	0.00	10,095.75	10,095.75	Balanced
First Foundation Bank	170,354.37	0.00	170,354.37	170,354.37	Balanced
First Foundation Bank	103,588.51	0.00	103,588.51	103,588.51	Balanced
First Foundation	46,602.27	0.00	46,602.27	46,602.27	Balanced
FCB MMA	60,436.11	0.00	60,436.11	60,436.11	Balanced
Pacific Premier Bank MMA	189,349.83	0.00	189,349.83	189,349.83	Balanced

Unreconciled Items

Date	Description	Check No	Amount
Pacific Premier Bank Op			
1/31/2025	Absolute Sign,Inc.	2722	-728.39
4/24/2025	Republic Services	2752	-7,731.17
4/24/2025	Relentless Land Care	2754	-165.00
4/24/2025	Relentless Land Care	2754	-210.00
4/24/2025	Integrated Vegetation Management Inc	2755	-2,100.00
4/24/2025	Relentless Land Care	2754	-420.00
4/24/2025	Relentless Land Care	2754	-1,318.75
4/24/2025	Relentless Land Care	2754	-98.00
4/24/2025	Relentless Land Care	2754	-655.00
4/24/2025	Relentless Land Care	2754	-350.00
4/24/2025	Relentless Land Care	2754	-150.00
4/30/2025	Acct: 99245537 eCheck		400.00
Total Pacific Premier Bank Op			-13,526.31

Reconciled Items

South Coast Shores Homeowners Association

Bank Account Reconciliation for Period 4/30/2025

Date	Description	Check No	Amount
Pacific Premier Bank Op			
3/29/2025	Acct: 99254461 CC		400.00
3/31/2025	Acct: 99245992 eCheck		400.00
3/31/2025	Acct: 99245537 eCheck		400.00
4/1/2025	Acct: 99224387 eCheck		400.00
4/1/2025	Acct: 99224351 eCheck		400.00
4/1/2025	Acct: 99227232 eCheck		400.00
4/1/2025	Acct: 99224471 eCheck		400.00
4/1/2025	Acct: 99224376 CC		400.00
4/2/2025	Lockbox - Klik ACH		3,600.00
4/2/2025	Lockbox - Klik Check		3,600.00
4/3/2025	Acct: 99247274 eCheck		400.00
4/3/2025	Lockbox - Klik ACH		1,200.00
4/3/2025	Lockbox - Klik Check		2,400.00
4/4/2025	Acct: 99237859 eCheck		400.00
4/4/2025	Lockbox - Klik ACH		800.00
4/4/2025	Lockbox - Klik Check		650.00
4/5/2025	Acct: 99224445 ACH	ACH	400.00
4/5/2025	Acct: 99224448 ACH	ACH	400.00
4/5/2025	Acct: 99224449 ACH	ACH	400.00
4/5/2025	Acct: 99224453 ACH	ACH	400.00
4/5/2025	Acct: 99224463 ACH	ACH	400.00
4/5/2025	Acct: 99224468 ACH	ACH	400.00
4/5/2025	Acct: 99224473 ACH	ACH	400.00
4/5/2025	Acct: 99224478 ACH	ACH	400.00
4/5/2025	Acct: 99224487 ACH	ACH	400.00
4/5/2025	Acct: 99224491 ACH	ACH	400.00
4/5/2025	Acct: 99224273 ACH	ACH	400.00
4/5/2025	Acct: 99224492 ACH	ACH	400.00
4/5/2025	Acct: 99224284 ACH	ACH	400.00
4/5/2025	Acct: 99224290 ACH	ACH	400.00
4/5/2025	Acct: 99224497 ACH	ACH	400.00
4/5/2025	Acct: 99224296 ACH	ACH	400.00
4/5/2025	Acct: 99224500 ACH	ACH	400.00
4/5/2025	Acct: 99224300 ACH	ACH	400.00
4/5/2025	Acct: 99224512 ACH	ACH	400.00
4/5/2025	Acct: 99224308 ACH	ACH	400.00
4/5/2025	Acct: 99224517 ACH	ACH	400.00
4/5/2025	Acct: 99224319 ACH	ACH	400.00
4/5/2025	Acct: 99224520 ACH	ACH	400.00

South Coast Shores Homeowners Association

Bank Account Reconciliation for Period 4/30/2025

Date	Description	Check No	Amount
4/5/2025	Acct: 99224323 ACH	ACH	400.00
4/5/2025	Acct: 99224524 ACH	ACH	400.00
4/5/2025	Acct: 99224325 ACH	ACH	400.00
4/5/2025	Acct: 99224531 ACH	ACH	400.00
4/5/2025	Acct: 99224330 ACH	ACH	400.00
4/5/2025	Acct: 99224533 ACH	ACH	400.00
4/5/2025	Acct: 99224335 ACH	ACH	400.00
4/5/2025	Acct: 99224543 ACH	ACH	400.00
4/5/2025	Acct: 99224336 ACH	ACH	400.00
4/5/2025	Acct: 99224548 ACH	ACH	400.00
4/5/2025	Acct: 99224349 ACH	ACH	400.00
4/5/2025	Acct: 99224549 ACH	ACH	400.00
4/5/2025	Acct: 99224358 ACH	ACH	400.00
4/5/2025	Acct: 99224563 ACH	ACH	400.00
4/5/2025	Acct: 99224363 ACH	ACH	400.00
4/5/2025	Acct: 99224569 ACH	ACH	400.00
4/5/2025	Acct: 99224370 ACH	ACH	400.00
4/5/2025	Acct: 99224574 ACH	ACH	400.00
4/5/2025	Acct: 99224372 ACH	ACH	400.00
4/5/2025	Acct: 99224575 ACH	ACH	400.00
4/5/2025	Acct: 99224378 ACH	ACH	400.00
4/5/2025	Acct: 99224579 ACH	ACH	400.00
4/5/2025	Acct: 99224380 ACH	ACH	400.00
4/5/2025	Acct: 99224589 ACH	ACH	400.00
4/5/2025	Acct: 99224384 ACH	ACH	400.00
4/5/2025	Acct: 99224592 ACH	ACH	400.00
4/5/2025	Acct: 99224386 ACH	ACH	400.00
4/5/2025	Acct: 99224595 ACH	ACH	400.00
4/5/2025	Acct: 99224390 ACH	ACH	400.00
4/5/2025	Acct: 99224599 ACH	ACH	400.00
4/5/2025	Acct: 99224398 ACH	ACH	400.00
4/5/2025	Acct: 99224612 ACH	ACH	400.00
4/5/2025	Acct: 99224399 ACH	ACH	400.00
4/5/2025	Acct: 99224402 ACH	ACH	400.00
4/5/2025	Acct: 99224662 ACH	ACH	400.00
4/5/2025	Acct: 99224404 ACH	ACH	400.00
4/5/2025	Acct: 99224666 ACH	ACH	400.00
4/5/2025	Acct: 99224405 ACH	ACH	400.00
4/5/2025	Acct: 99225468 ACH	ACH	400.00
4/5/2025	Acct: 99224407 ACH	ACH	400.00
4/5/2025	Acct: 99225775 ACH	ACH	400.00
4/5/2025	Acct: 99224408 ACH	ACH	400.00

South Coast Shores Homeowners Association

Bank Account Reconciliation for Period 4/30/2025

Date	Description	Check No	Amount
4/5/2025	Acct: 99225863 ACH	ACH	400.00
4/5/2025	Acct: 99224409 ACH	ACH	400.00
4/5/2025	Acct: 99225990 ACH	ACH	400.00
4/5/2025	Acct: 99224413 ACH	ACH	400.00
4/5/2025	Acct: 99227181 ACH	ACH	400.00
4/5/2025	Acct: 99224414 ACH	ACH	400.00
4/5/2025	Acct: 99227353 ACH	ACH	400.00
4/5/2025	Acct: 99224416 ACH	ACH	400.00
4/5/2025	Acct: 99229854 ACH	ACH	400.00
4/5/2025	Acct: 99224417 ACH	ACH	400.00
4/5/2025	Acct: 99230534 ACH	ACH	400.00
4/5/2025	Acct: 99224421 ACH	ACH	400.00
4/5/2025	Acct: 99232666 ACH	ACH	400.00
4/5/2025	Acct: 99224423 ACH	ACH	400.00
4/5/2025	Acct: 99233746 ACH	ACH	400.00
4/5/2025	Acct: 99224426 ACH	ACH	109.28
4/5/2025	Acct: 99236494 ACH	ACH	400.00
4/5/2025	Acct: 99224428 ACH	ACH	400.00
4/5/2025	Acct: 99239397 ACH	ACH	400.00
4/5/2025	Acct: 99224434 ACH	ACH	400.00
4/5/2025	Acct: 99241017 ACH	ACH	400.00
4/5/2025	Acct: 99224435 ACH	ACH	400.00
4/5/2025	Acct: 99242586 ACH	ACH	400.00
4/5/2025	Acct: 99224440 ACH	ACH	400.00
4/5/2025	Acct: 99246194 ACH	ACH	400.00
4/5/2025	Acct: 99224443 ACH	ACH	400.00
4/5/2025	Acct: 99250419 ACH	ACH	400.00
4/5/2025	Acct: 99252481 ACH	ACH	400.00
4/5/2025	Acct: 99252880 ACH	ACH	400.00
4/5/2025	Acct: 99254489 ACH	ACH	400.00
4/5/2025	Acct: 99254858 ACH	ACH	400.00
4/5/2025	Acct: 99257699 ACH	ACH	400.00
4/5/2025	Acct: 99257933 ACH	ACH	400.00
4/5/2025	Acct: 99259054 ACH	ACH	400.00
4/5/2025	Acct: 99259309 ACH	ACH	400.00
4/5/2025	Acct: 99228677 eCheck		400.00
4/5/2025	Acct: 99224306 eCheck		400.00
4/5/2025	Acct: 99224362 eCheck		400.00
4/5/2025	Acct: 99224357 eCheck		400.00
4/7/2025	Lockbox - Klik ACH		1,600.00
4/7/2025	Lockbox - Klik Check		400.00
4/8/2025	Acct: 99224588 eCheck		400.00

South Coast Shores Homeowners Association

Bank Account Reconciliation for Period 4/30/2025

Date	Description	Check No	Amount
4/8/2025	Lockbox - Klik ACH		1,610.00
4/9/2025	Acct: 99224383 eCheck		400.00
4/9/2025	Lockbox - Klik ACH		1,200.00
4/9/2025	Lockbox - Klik Check		400.00
4/11/2025	Lockbox - Klik ACH		1,600.00
4/14/2025	Lockbox - Klik ACH		400.00
4/14/2025	Lockbox - Klik Check		76.00
4/15/2025	Acct: 99224279 eCheck		400.00
4/16/2025	Lockbox - Klik ACH		2.00
4/20/2025	Acct: 99224429 eCheck		400.00
4/22/2025	Acct: 99254461 eCheck		400.00
4/22/2025	Acct: 99230522 eCheck		400.00
4/23/2025	Lockbox - Klik ACH		400.00
4/24/2025	Lockbox - Klik ACH		400.00
4/27/2025	Acct: 99245992 eCheck		400.00
4/28/2025	Lockbox - Klik ACH		400.00
4/28/2025	Lockbox - Klik Check		1,200.00
4/29/2025	Lockbox - Klik ACH		400.00
4/30/2025	Lockbox - Klik ACH		1,600.00
4/30/2025	Lockbox - Klik Check		1,200.00
3/13/2025	Relentless Land Care	2743	-121.00
3/13/2025	Relentless Land Care	2743	-120.00
3/13/2025	Relentless Land Care	2743	-300.00
3/13/2025	Relentless Land Care	2743	-950.00
3/13/2025	Relentless Land Care	2743	-250.00
3/13/2025	Relentless Land Care	2743	-779.00
3/26/2025	Relentless Land Care	2745	-800.00
3/26/2025	Tri-county Lighting Services Corp	2746	-573.09
3/26/2025	Tri-county Lighting Services Corp	2746	-469.91
3/26/2025	Relentless Land Care	2745	-210.00
3/26/2025	Relentless Land Care	2745	-1,000.00
4/1/2025	Optimum Professional Property Management (OPPM)	ACH	-3,275.00
4/3/2025	Cal Sparkle Pool Inc	2747	-560.00
4/3/2025	Newport Exterminating	2748	-281.00
4/3/2025	Relentless Land Care	2749	-1,318.75
4/3/2025	Patrol Masters Security Services, Inc.	2750	-1,167.47
4/3/2025	Relentless Land Care	2749	-15,752.58
4/9/2025	SCE		-2,782.29
4/9/2025	Integrated Vegetation Management, Inc	2751	-2,100.00
4/9/2025	Transfer to Pacific Premier Bank MMA		-11,250.00
4/10/2025	SoCal Gas		-559.11
4/15/2025	Doorking Inc. - Doorking Autopay		-175.80

South Coast Shores Homeowners Association

Bank Account Reconciliation for Period 4/30/2025

Date	Description	Check No	Amount
4/24/2025	Cal Sparkle Pool Inc	2753	-91.59
4/24/2025	Cal Sparkle Pool Inc	2753	-27.48
4/24/2025	California Gate & Entry Systems	ACH	-385.64
4/24/2025	Optimum Professional Property Management (OPPM)	ACH	-548.24
4/24/2025	California Gate & Entry Systems	ACH	-85.00

Total Pacific Premier Bank Op 27,314.33

Alliance Association Bank

4/16/2025	April Interest		381.39
-----------	----------------	--	--------

Total Alliance Association Bank 381.39

Comerica Bank

4/1/2025	April Interest		0.21
4/14/2025	Comerica Bank - Quarterly Bank Fee		-25.00

Total Comerica Bank -24.79

FCB MMA

4/1/2025	April Interest		8.44
----------	----------------	--	------

Total FCB MMA 8.44

First Foundation

4/1/2025	April Interest		192.74
----------	----------------	--	--------

Total First Foundation 192.74

First Foundation Bank

4/1/2025	April Interest		1,140.60
4/1/2025	April Interest		365.33

Total First Foundation Bank 1,505.93

First Foundation MMA

4/1/2025	April Interest		8.29
----------	----------------	--	------

Total First Foundation MMA 8.29

Pacific Premier Bank MMA

4/9/2025	Transfer from Pacific Premier Bank Op		11,250.00
4/30/2025	April Interest		53.60

South Coast Shores Homeowners Association

Bank Account Reconciliation for Period 4/30/2025

Date	Description	Check No	Amount
	Total Pacific Premier Bank MMA		11,303.60



SOUTH COAST SHORES HOMEOWNERS
ASSOCIATION
OPTIMUM PROFESSIONAL PROPERTY
MANAGEMENT INC.
230 COMMERCE STE 250
IRVINE CA 92602-1338

Page 1 of 1
Branch 010
Account Number: 3122001195
Date 04/30/2025
EM

HOA MONEY MARKET

Acct 3122001195

Summary of Activity Since Your Last Statement

Beginning Balance	4/01/25	178,046.23
Deposits / Misc Credits	2	11,303.60
Withdrawals / Misc Debits	0	.00
** Ending Balance	4/30/25	189,349.83 **
Service Charge		.00
Interest Paid Thru 4/30/25		53.60
Interest Paid Year To Date		197.28
Average Rate / Cycle Days		.35000 / 30

Deposits and Credits

Date	Deposits	Withdrawals	Activity Description
4/09	11,250.00		DataVault Transfer from #0834
4/30	53.60		INTEREST EARNED

Daily Balance Summary

Date	Balance	Date	Balance
4/09	189,296.23	4/30	189,349.83



SOUTH COAST SHORES HOMEOWNERS
ASSOCIATION
OPTIMUM PROFESSIONAL PROPERTY
MANAGEMENT INC.
230 COMMERCE STE 250
IRVINE CA 92602-1338

Page 1 of 10
Branch 010
Account Number: 3121000834
Date 04/30/2025
EM

HOA NON INT CKG

Acct 3121000834

Summary of Activity Since Your Last Statement

Beginning Balance	4/01/25	186,889.64
Deposits / Misc Credits	135	73,247.28
Withdrawals / Misc Debits	17	45,932.95
** Ending Balance	4/30/25	214,203.97 **
Service Charge		.00
Enclosures		9

Deposits and Credits

Date	Deposits	Withdrawals	Activity Description
4/01	400.00		PAYLEASE.COM/CREDIT 417702113 Optimum Property Manag
4/01	800.00		PayLease.com/Settlement 000023561275254 Optimum Property Manag
4/02	400.00		PAYLEASE.COM/CREDIT 418505005 Optimum Property Manag
4/02	1,600.00		PayLease.com/Settlement 000023584844774 Optimum Property Manag
4/02	3,600.00		9000005993/Catch CR 513626-9 eKlik
4/02	3,600.00		HOA LOCKBOX DEPOSIT
4/03	1,200.00		9000005993/Catch CR 513626-9 eKlik
4/03	2,400.00		HOA LOCKBOX DEPOSIT
4/04	400.00		PayLease.com/Settlement 000023618923206 Optimum Property Manag
4/04	800.00		9000005993/Catch CR 513626-9 eKlik
4/04	650.00		HOA LOCKBOX DEPOSIT
4/07	400.00		PayLease.com/Settlement 000023632525278 Optimum Property Manag
4/07	1,600.00		9000005993/Catch CR 513626-9 eKlik
4/07	400.00		HOA LOCKBOX DEPOSIT
4/08	109.28		South Coast Shor/OwnerDraft 099224426 South Coast Shores Hom



SOUTH COAST SHORES HOMEOWNERS
ASSOCIATION
OPTIMUM PROFESSIONAL PROPERTY
MANAGEMENT INC.
230 COMMERCE STE 250
IRVINE CA 92602-1338

Page 2 of 10
Branch 010
Account Number: 3121000834
Date 04/30/2025
EM

Deposits and Credits

Date	Deposits	Withdrawals	Activity Description
4/08	400.00		South Coast Shor/OwnerDraft 099224428 South Coast Shores Hom
4/08	400.00		South Coast Shor/OwnerDraft 099239397 South Coast Shores Hom
4/08	400.00		South Coast Shor/OwnerDraft 099224330 South Coast Shores Hom
4/08	400.00		South Coast Shor/OwnerDraft 099224358 South Coast Shores Hom
4/08	400.00		South Coast Shor/OwnerDraft 099224448 South Coast Shores Hom
4/08	400.00		South Coast Shor/OwnerDraft 099224417 South Coast Shores Hom
4/08	400.00		South Coast Shor/OwnerDraft 099224569 South Coast Shores Hom
4/08	400.00		South Coast Shor/OwnerDraft 099224363 South Coast Shores Hom
4/08	400.00		South Coast Shor/OwnerDraft 099224404 South Coast Shores Hom
4/08	400.00		South Coast Shor/OwnerDraft 099224335 South Coast Shores Hom
4/08	400.00		South Coast Shor/OwnerDraft 099224463 South Coast Shores Hom
4/08	400.00		South Coast Shor/OwnerDraft 099224549 South Coast Shores Hom
4/08	400.00		South Coast Shor/OwnerDraft 099224612 South Coast Shores Hom
4/08	400.00		South Coast Shor/OwnerDraft 099254489 South Coast Shores Hom
4/08	400.00		South Coast Shor/OwnerDraft 099252481 South Coast Shores Hom
4/08	400.00		South Coast Shor/OwnerDraft 099224517 South Coast Shores Hom
4/08	400.00		South Coast Shor/OwnerDraft 099229854 South Coast Shores Hom
4/08	400.00		South Coast Shor/OwnerDraft 099224520 South Coast Shores Hom
4/08	400.00		South Coast Shor/OwnerDraft 099224402 South Coast Shores Hom
4/08	400.00		South Coast Shor/OwnerDraft



SOUTH COAST SHORES HOMEOWNERS
ASSOCIATION
OPTIMUM PROFESSIONAL PROPERTY
MANAGEMENT INC.
230 COMMERCE STE 250
IRVINE CA 92602-1338

Page 3 of 10
Branch 010
Account Number: 3121000834
Date 04/30/2025
EM

Deposits and Credits

Date	Deposits	Withdrawals	Activity Description
4/08	400.00		099224290 South Coast Shores Hom South Coast Shor/OwnerDraft
4/08	400.00		099224579 South Coast Shores Hom South Coast Shor/OwnerDraft
4/08	400.00		099224386 South Coast Shores Hom South Coast Shor/OwnerDraft
4/08	400.00		099224589 South Coast Shores Hom South Coast Shor/OwnerDraft
4/08	400.00		099224349 South Coast Shores Hom South Coast Shor/OwnerDraft
4/08	400.00		099224512 South Coast Shores Hom South Coast Shor/OwnerDraft
4/08	400.00		099225863 South Coast Shores Hom South Coast Shor/OwnerDraft
4/08	400.00		099252880 South Coast Shores Hom South Coast Shor/OwnerDraft
4/08	400.00		099224574 South Coast Shores Hom South Coast Shor/OwnerDraft
4/08	400.00		099224473 South Coast Shores Hom South Coast Shor/OwnerDraft
4/08	400.00		099224399 South Coast Shores Hom South Coast Shor/OwnerDraft
4/08	400.00		099224370 South Coast Shores Hom South Coast Shor/OwnerDraft
4/08	400.00		099224284 South Coast Shores Hom South Coast Shor/OwnerDraft
4/08	400.00		099224325 South Coast Shores Hom South Coast Shor/OwnerDraft
4/08	400.00		099224497 South Coast Shores Hom South Coast Shor/OwnerDraft
4/08	400.00		099224408 South Coast Shores Hom South Coast Shor/OwnerDraft
4/08	400.00		099224423 South Coast Shores Hom South Coast Shor/OwnerDraft
4/08	400.00		099236494 South Coast Shores Hom South Coast Shor/OwnerDraft
4/08	400.00		099257933 South Coast Shores Hom South Coast Shor/OwnerDraft
4/08	400.00		099224500 South Coast Shores Hom



SOUTH COAST SHORES HOMEOWNERS
ASSOCIATION
OPTIMUM PROFESSIONAL PROPERTY
MANAGEMENT INC.
230 COMMERCE STE 250
IRVINE CA 92602-1338

Page 4 of 10
Branch 010
Account Number: 3121000834
Date 04/30/2025
EM

Deposits and Credits

Date	Deposits	Withdrawals	Activity Description
4/08	400.00		South Coast Shor/OwnerDraft 099224487 South Coast Shores Hom
4/08	400.00		South Coast Shor/OwnerDraft 099224319 South Coast Shores Hom
4/08	400.00		South Coast Shor/OwnerDraft 099224398 South Coast Shores Hom
4/08	400.00		South Coast Shor/OwnerDraft 099227353 South Coast Shores Hom
4/08	400.00		South Coast Shor/OwnerDraft 099224380 South Coast Shores Hom
4/08	400.00		South Coast Shor/OwnerDraft 099224595 South Coast Shores Hom
4/08	400.00		South Coast Shor/OwnerDraft 099250419 South Coast Shores Hom
4/08	400.00		South Coast Shor/OwnerDraft 099224563 South Coast Shores Hom
4/08	400.00		South Coast Shor/OwnerDraft 099224407 South Coast Shores Hom
4/08	400.00		South Coast Shor/OwnerDraft 099224372 South Coast Shores Hom
4/08	400.00		South Coast Shor/OwnerDraft 099224524 South Coast Shores Hom
4/08	400.00		South Coast Shor/OwnerDraft 099224599 South Coast Shores Hom
4/08	400.00		South Coast Shor/OwnerDraft 099224435 South Coast Shores Hom
4/08	400.00		South Coast Shor/OwnerDraft 099241017 South Coast Shores Hom
4/08	400.00		South Coast Shor/OwnerDraft 099233746 South Coast Shores Hom
4/08	400.00		South Coast Shor/OwnerDraft 099230534 South Coast Shores Hom
4/08	400.00		South Coast Shor/OwnerDraft 099224296 South Coast Shores Hom
4/08	400.00		South Coast Shor/OwnerDraft 099224300 South Coast Shores Hom
4/08	400.00		South Coast Shor/OwnerDraft 099224453 South Coast Shores Hom
4/08	400.00		South Coast Shor/OwnerDraft



SOUTH COAST SHORES HOMEOWNERS
ASSOCIATION
OPTIMUM PROFESSIONAL PROPERTY
MANAGEMENT INC.
230 COMMERCE STE 250
IRVINE CA 92602-1338

Page 5 of 10
Branch 010
Account Number: 3121000834
Date 04/30/2025
EM

Deposits and Credits

Date	Deposits	Withdrawals	Activity Description
4/08	400.00		099224416 South Coast Shores Hom South Coast Shor/OwnerDraft
4/08	400.00		099225990 South Coast Shores Hom South Coast Shor/OwnerDraft
4/08	400.00		099224378 South Coast Shores Hom South Coast Shor/OwnerDraft
4/08	400.00		099246194 South Coast Shores Hom South Coast Shor/OwnerDraft
4/08	400.00		099232666 South Coast Shores Hom South Coast Shor/OwnerDraft
4/08	400.00		099224543 South Coast Shores Hom South Coast Shor/OwnerDraft
4/08	400.00		099224449 South Coast Shores Hom South Coast Shor/OwnerDraft
4/08	400.00		099224575 South Coast Shores Hom South Coast Shor/OwnerDraft
4/08	400.00		099224336 South Coast Shores Hom South Coast Shor/OwnerDraft
4/08	400.00		099224492 South Coast Shores Hom South Coast Shor/OwnerDraft
4/08	400.00		099224445 South Coast Shores Hom South Coast Shor/OwnerDraft
4/08	400.00		099224413 South Coast Shores Hom South Coast Shor/OwnerDraft
4/08	400.00		099224414 South Coast Shores Hom South Coast Shor/OwnerDraft
4/08	400.00		099254858 South Coast Shores Hom South Coast Shor/OwnerDraft
4/08	400.00		099224443 South Coast Shores Hom South Coast Shor/OwnerDraft
4/08	400.00		099259309 South Coast Shores Hom South Coast Shor/OwnerDraft
4/08	400.00		099224548 South Coast Shores Hom South Coast Shor/OwnerDraft
4/08	400.00		099224421 South Coast Shores Hom South Coast Shor/OwnerDraft
4/08	400.00		099224405 South Coast Shores Hom South Coast Shor/OwnerDraft
4/08	400.00		099224662 South Coast Shores Hom



SOUTH COAST SHORES HOMEOWNERS
ASSOCIATION
OPTIMUM PROFESSIONAL PROPERTY
MANAGEMENT INC.
230 COMMERCE STE 250
IRVINE CA 92602-1338

Page 6 of 10
Branch 010
Account Number: 3121000834
Date 04/30/2025
EM

Deposits and Credits

Date	Deposits	Withdrawals	Activity Description
4/08	400.00		South Coast Shor/OwnerDraft 099224409 South Coast Shores Hom
4/08	400.00		South Coast Shor/OwnerDraft 099224666 South Coast Shores Hom
4/08	400.00		South Coast Shor/OwnerDraft 099224468 South Coast Shores Hom
4/08	400.00		South Coast Shor/OwnerDraft 099257699 South Coast Shores Hom
4/08	400.00		South Coast Shor/OwnerDraft 099259054 South Coast Shores Hom
4/08	400.00		South Coast Shor/OwnerDraft 099225468 South Coast Shores Hom
4/08	400.00		South Coast Shor/OwnerDraft 099224592 South Coast Shores Hom
4/08	400.00		South Coast Shor/OwnerDraft 099224390 South Coast Shores Hom
4/08	400.00		South Coast Shor/OwnerDraft 099224273 South Coast Shores Hom
4/08	400.00		South Coast Shor/OwnerDraft 099224384 South Coast Shores Hom
4/08	400.00		South Coast Shor/OwnerDraft 099224323 South Coast Shores Hom
4/08	400.00		South Coast Shor/OwnerDraft 099224440 South Coast Shores Hom
4/08	400.00		South Coast Shor/OwnerDraft 099224434 South Coast Shores Hom
4/08	400.00		South Coast Shor/OwnerDraft 099242586 South Coast Shores Hom
4/08	400.00		South Coast Shor/OwnerDraft 099225775 South Coast Shores Hom
4/08	400.00		South Coast Shor/OwnerDraft 099224531 South Coast Shores Hom
4/08	400.00		South Coast Shor/OwnerDraft 099224308 South Coast Shores Hom
4/08	400.00		South Coast Shor/OwnerDraft 099227181 South Coast Shores Hom
4/08	400.00		South Coast Shor/OwnerDraft 099224533 South Coast Shores Hom
4/08	400.00		South Coast Shor/OwnerDraft



SOUTH COAST SHORES HOMEOWNERS
ASSOCIATION
OPTIMUM PROFESSIONAL PROPERTY
MANAGEMENT INC.
230 COMMERCE STE 250
IRVINE CA 92602-1338

Page 7 of 10
Branch 010
Account Number: 3121000834
Date 04/30/2025

EM

Deposits and Credits

Date	Deposits	Withdrawals	Activity Description
4/08	400.00		099224478 South Coast Shores Hom South Coast Shor/OwnerDraft
4/08	1,600.00		099224491 South Coast Shores Hom PayLease.com/Settlement
4/08	1,610.00		000023652748990 Optimum Property Manag 9000005993/Catch CR
4/09	400.00		513626-9 eKlik PayLease.com/Settlement
4/09	1,200.00		000023669058574 Optimum Property Manag 9000005993/Catch CR
4/09	400.00		513626-9 eKlik HOA LOCKBOX DEPOSIT
4/10	400.00		PayLease.com/Settlement
4/11	1,600.00		000023680341094 Optimum Property Manag 9000005993/Catch CR
4/14	400.00		513626-9 eKlik 9000005993/Catch CR
4/14	76.00		513626-9 eKlik HOA LOCKBOX DEPOSIT
4/16	2.00		9000005993/Catch CR
4/16	400.00		513626-9 eKlik PayLease.com/Settlement
4/22	400.00		000023716274194 Optimum Property Manag PayLease.com/Settlement
4/23	400.00		000023749064802 Optimum Property Manag 9000005993/Catch CR
4/23	800.00		ELQXDCXY eKlik PayLease.com/Settlement
4/24	400.00		000023761467102 Optimum Property Manag 9000005993/Catch CR
4/28	400.00		ELS8QBJA eKlik 9000005993/Catch CR
4/28	1,200.00		ELW0QK6O eKlik HOA LOCKBOX DEPOSIT
4/29	400.00		PayLease.com/Settlement
4/29	400.00		000023796526034 Optimum Property Manag 9000005993/Catch CR
4/30	1,600.00		EM042HYP eKlik 9000005993/Catch CR



SOUTH COAST SHORES HOMEOWNERS
ASSOCIATION
OPTIMUM PROFESSIONAL PROPERTY
MANAGEMENT INC.
230 COMMERCE STE 250
IRVINE CA 92602-1338

Page 8 of 10
Branch 010
Account Number: 3121000834
Date 04/30/2025

EM

Deposits and Credits

Date	Deposits	Withdrawals	Activity Description
4/30	1,200.00		EM1HBN56 eKlik HOA LOCKBOX DEPOSIT

Withdrawals and Debits

Date	Deposits	Withdrawals	Activity Description
4/02		3,275.00	South Coast Shor/Invoice X5006990 South Coast Shores Hom
4/09		11,250.00	DataVault Transfer to #1195
4/09		2,782.29	SO CAL EDISON CO/DIRECTPAY 700132505579 SOUTH COAST SHORES HOA
4/14		559.11	SOCALGAS/SIMPLEPAY 109508170079057 SOUTH COAST SHORES
4/15		175.80	DOORKING, INC/DOORKING M120973809310 SOUTH COAST SHORES
4/28		85.00	South Coast Shor/Invoice X5000079 South Coast Shores Hom
4/28		385.64	South Coast Shor/Invoice X5053615 South Coast Shores Hom
4/28		548.24	South Coast Shor/Invoice X5074059 South Coast Shores Hom

Checks in Check Number Order

Date	Check No	Amount	Date	Check No	Amount	Date	Check No	Amount
4/08	2743	2,520.00	4/10	2747	560.00	4/08	2750	1,167.47
4/08	2745*	2,010.00	4/11	2748	281.00	4/16	2751	2,100.00
4/02	2746	1,043.00	4/17	2749	17,071.33	4/30	2753*	119.07

* indicates a break in check number sequence

Daily Balance Summary

Date	Balance	Date	Balance	Date	Balance
4/01	188,089.64	4/10	225,851.16	4/23	209,741.92
4/02	192,971.64	4/11	227,170.16	4/24	210,141.92
4/03	196,571.64	4/14	227,087.05	4/28	210,723.04
4/04	198,421.64	4/15	226,911.25	4/29	211,523.04
4/07	200,821.64	4/16	225,213.25	4/30	214,203.97
4/08	238,043.45	4/17	208,141.92		
4/09	226,011.16	4/22	208,541.92		



Alliance Association Bank, a division of Western Alliance Bank.
Member FDIC.
PO Box 26237 • Las Vegas, NV 89126-0237
Return Service Requested

SOUTH COAST SHORES HOMEOWNERS ASSOC
C/O OPTIMUM PROFESSIONAL PROPERTY
COD
230 COMMERCE SUITE 250
IRVINE CA 92602-1338

Last statement: March 31, 2025
This statement: April 30, 2025
Total days in statement period: 30

Page 1
XXXXXX2689
(0)

Direct inquiries to:
888-734-4567

Alliance Association Bank
3033 W Ray Road, Ste 200
Chandler AZ 85226

THANK YOU FOR BANKING WITH US!

AAB CD

Account number	XXXXXX2689
Total principal	\$101,749.42
Total current balance	\$104,330.08
Total interest year to date	\$1,480.84

DAILY ACTIVITY

Date	Description	Additions	Subtractions	Balance
03-31	Beginning balance			\$103,948.69
04-16	Interest Credit	381.39		104,330.08
04-30	Ending totals	381.39	.00	\$104,330.08

Thank you for banking with Alliance Association Bank



18101 Von Karman Avenue
Suite 750
Irvine, CA 92612

ADDRESS SERVICE REQUESTED

SOUTH COAST SHORES HOMEOWNERS
ASSOCIATION
C/O OPTIMUM PROPERTY MGMT INC
230 COMMERCE STE 250
IRVINE CA 92602-1338

Statement Ending 04/30/2025

Page 1 of 2

Managing Your Accounts

	Toll-Free:	(888) 405-4332
	Online:	www.firstfoundationinc.com
	Mailing:	24310 Moulton Parkway Suite Q Laguna Woods, CA 92637

Summary of Accounts

Account Type	Account Number	Ending Balance
Business Money Market Promo	XXXXXXXXX1197	\$10,095.75

Business Money Market Promo - XXXXXXXXX1197

Account Summary

Date	Description	Amount
04/01/2025	Beginning Balance	\$10,087.46
	1 Credit(s) This Period	\$8.29
	0 Debit(s) This Period	\$0.00
04/30/2025	Ending Balance	\$10,095.75

Interest Summary

Description	Amount
Annual Percentage Yield Earned	1.00%
Interest Days	30
Interest Earned	\$0.00
Interest Paid This Period	\$8.29
Interest Paid Year-to-Date	\$33.13
Earnings Balance	\$10,087.46

Deposits

Date	Description	Amount
04/30/2025	Accr Earning Pymt Added to Account	\$8.29

Daily Balances

Date	Amount	Date	Amount
04/01/2025	\$10,087.46	04/30/2025	\$10,095.75

Overdraft and Returned Item Fees

	Total for this period	Total year-to-date
Total Overdraft Fees	\$0.00	\$0.00
Total Returned Item Fees	\$0.00	\$0.00

DEPOSIT ACCOUNT INFORMATION

IN CASE OF ERRORS OR QUESTIONS ABOUT YOUR ELECTRONIC TRANSFERS

1. Tell us your name and account number.
2. Tell us the dollar amount of the suspected error.
3. Describe the error or the transfer you are unsure about and explain, as clearly as you can, why you believe it is an error or why you need more information.

LINE OF CREDIT INFORMATION

HOW INTEREST CHARGES ARE COMPUTED

To get the daily balances we take the beginning balance of your Credit Line Account each day, add any new advances and subtract any payments or credits and any unpaid INTEREST CHARGES. This gives us the daily balance. Then, we multiply the daily balance each day of the statement period (excluding the last statement date but including the current statement date) by the appropriate daily periodic rates. We then add up all of these daily interest charges to get your total interest charge. Daily periodic rates may vary.

1. Your name and account number.
2. The dollar amount of the suspected error, and
3. A description of the error and why (to the extent you can explain) you believe it is an error. If you need more information, describe the item you are unsure about.

You remain obligated to pay the parts of your bill not in dispute, but you do not have to pay any amount in dispute during the time the Bank is resolving the dispute. During that same time, the Bank may not take action to collect disputed amounts or report disputed amounts as delinquent.

Account	*****7797	SOUTH COAST SHO
---------	-----------	-----------------

Main

SOUTH COAST SHORES HOMEOWNERS ASSOCIATION C/O OPTIMUM PROPERTY MGMT INC 230 COMMERCE, STE 250 IRVINE CA 92602		TIN 95 2930418 Date of Birth Email kvos@optimumpm.com Work Phone (714)508-9070 Additional	Interest Earn YTD 1,418.68 Interest Earn LYR 4,598.46 Earnings Term 1 Months Next Earnings Date 05/14/2025 Maturity Term 13 Months Next Maturity Date 12/14/2025 Interest Rate 4.1600 Earnings Compound Anticipated Earnings 354.77 Current Balance 103,588.51 Accrued Earnings 189.06 Penalty 2,125.13 Proof/Memo 0.00 Redemption Amt 101,652.44
CIF Comments			
Location	Not Applicable	Owner	Corporation
Type	12-17 Month CD	Account Type	HOA
Officer	E Sicat Soufi		
FDIC Eligibility	Eligible		

History View

History

Date	Maint Date	Description	Amount	Balance	Reference	RBS	Reference Account	TC	DC	Presented	Basis	Earnings Distr	Tran Date/Time	User
10/14/2020		Opening Deposit	95,157.00	95,157.00		12539169		100		10/14/2020	0.00	0.00	10/14/2020 5:35:29 PM	
11/14/2020		Accr Earning Payment	44.46	95,201.46	Added to Acct			111			0.00	0.00		
12/14/2020		Accr Earning Payment	43.05	95,244.51	Added to Acct			111			0.00	0.00		
01/14/2021		Accr Earning Payment	44.50	95,289.01	Added to Acct			111			0.00	0.00		
02/14/2021		Accr Earning Payment	44.52	95,333.53	Added to Acct			111			0.00	0.00		
03/14/2021		Accr Earning Payment	40.23	95,373.76	Added to Acct			111			0.00	0.00		
04/14/2021		Accr Earning Payment	44.56	95,418.32	Added to Acct			111			0.00	0.00		
05/14/2021		Accr Earning Payment	43.14	95,461.46	Added to Acct			111			0.00	0.00		
06/14/2021		Accr Earning Payment	44.60	95,506.06	Added to Acct			111			0.00	0.00		
07/14/2021		Accr Earning Payment	43.18	95,549.24	Added to Acct			111			0.00	0.00		
08/14/2021		Accr Earning Payment	44.64	95,593.88	Added to Acct			111			0.00	0.00		
09/14/2021		Accr Earning Payment	44.66	95,638.54	Added to Acct			111			0.00	0.00		
10/14/2021		Accr Earning Payment	43.24	95,681.78	Added to Acct			111			0.00	0.00		
10/14/2021		Rate Change	0.00	95,681.78	0.5500— 0.2000			60			0.00	0.00		
11/14/2021		Accr Earning Payment	16.25	95,698.03	Added to Acct			111			0.00	0.00		
12/14/2021		Accr Earning Payment	15.73	95,713.76	Added to Acct			111			0.00	0.00		
01/14/2022		Accr Earning Payment	16.26	95,730.02	Added to Acct			111			0.00	0.00		
02/14/2022		Accr Earning Payment	16.26	95,746.28	Added to Acct			111			0.00	0.00		
03/14/2022		Accr Earning Payment	14.69	95,760.97	Added to Acct			111			0.00	0.00		
04/14/2022		Accr Earning Payment	16.27	95,777.24	Added to Acct			111			0.00	0.00		
05/14/2022		Accr Earning Payment	15.75	95,792.99	Added to Acct			111			0.00	0.00		
06/14/2022		Accr Earning Payment	16.27	95,809.26	Added to Acct			111			0.00	0.00		
07/14/2022		Accr Earning Payment	15.75	95,825.01	Added to Acct			111			0.00	0.00		
08/14/2022		Accr Earning Payment	16.28	95,841.29	Added to Acct			111			0.00	0.00		
09/14/2022		Accr Earning Payment	16.28	95,857.57	Added to Acct			111			0.00	0.00		
10/14/2022		Accr Earning Payment	15.76	95,873.33	Added to Acct			111			0.00	0.00		
10/14/2022		Rate Change	0.00	95,873.33	0.2000— 1.0000			60			0.00	0.00		
11/14/2022		Accr Earning Payment	81.46	95,954.79	Added to Acct			111			0.00	0.00		
12/14/2022		Accr Earning Payment	78.90	96,033.69	Added to Acct			111			0.00	0.00		
01/14/2023		Accr Earning Payment	81.60	96,115.29	Added to Acct			111			0.00	0.00		
02/14/2023		Accr Earning Payment	81.67	96,196.96	Added to Acct			111			0.00	0.00		
03/14/2023		Accr Earning Payment	73.82	96,270.78	Added to Acct			111			0.00	0.00		
04/14/2023		Accr Earning Payment	81.80	96,352.58	Added to Acct			111			0.00	0.00		
05/14/2023		Accr Earning Payment	79.23	96,431.81	Added to Acct			111			0.00	0.00		
06/14/2023		Accr Earning Payment	81.93	96,513.74	Added to Acct			111			0.00	0.00		
07/14/2023		Accr Earning Payment	79.36	96,593.10	Added to Acct			111			0.00	0.00		
08/14/2023		Accr Earning Payment	82.07	96,675.17	Added to Acct			111			0.00	0.00		
09/14/2023		Accr Earning Payment	82.14	96,757.31	Added to Acct			111			0.00	0.00		
10/14/2023		Accr Earning Payment	79.56	96,836.87	Added to Acct			111			0.00	0.00		
10/16/2023		Rate Change	0.00	96,836.87	1.0000— 4.6410			60			0.00	0.00		

11/14/2023	Accr Earning Payment	363.04	97,199.91	Added to Acct	111	0.00	0.00
12/14/2023	Accr Earning Payment	371.46	97,571.37	Added to Acct	111	0.00	0.00
01/14/2024	Accr Earning Payment	385.33	97,956.70	Added to Acct	111	0.00	0.00
02/14/2024	Accr Earning Payment	386.85	98,343.55	Added to Acct	111	0.00	0.00
03/14/2024	Accr Earning Payment	363.28	98,706.83	Added to Acct	111	0.00	0.00
04/14/2024	Accr Earning Payment	389.81	99,096.64	Added to Acct	111	0.00	0.00
05/14/2024	Accr Earning Payment	378.70	99,475.34	Added to Acct	111	0.00	0.00
06/14/2024	Accr Earning Payment	392.85	99,868.19	Added to Acct	111	0.00	0.00
07/14/2024	Accr Earning Payment	381.65	100,249.84	Added to Acct	111	0.00	0.00
08/14/2024	Accr Earning Payment	395.91	100,645.75	Added to Acct	111	0.00	0.00
09/14/2024	Accr Earning Payment	397.47	101,043.22	Added to Acct	111	0.00	0.00
10/14/2024	Accr Earning Payment	386.14	101,429.36	Added to Acct	111	0.00	0.00
11/14/2024	Accr Earning Payment	400.56	101,829.92	Added to Acct	111	0.00	0.00
11/14/2024	Rate Change	0.00	101,829.92	4.6410— 1.0000	60	0.00	0.00
11/15/2024	Rate Change	0.00	101,829.92	1.0000— 4.1600	60	0.00	0.00
12/14/2024	Accr Earning Payment	339.91	102,169.83	Added to Acct	111	0.00	0.00
01/14/2025	Accr Earning Payment	361.60	102,531.43	Added to Acct	111	0.00	0.00
02/14/2025	Accr Earning Payment	362.88	102,894.31	Added to Acct	111	0.00	0.00
03/14/2025	Accr Earning Payment	328.87	103,223.18	Added to Acct	111	0.00	0.00
*04/14/2025	Accr Earning Payment	365.33	103,588.51	Added to Acct	111	0.00	0.00

10/01/2023	Accr Earning Payment	486.26	161,015.40	Added to Acct	111	0.00	0.00
11/01/2023	Accr Earning Payment	504.01	161,519.41	Added to Acct	111	0.00	0.00
12/01/2023	Accr Earning Payment	489.26	162,008.67	Added to Acct	111	0.00	0.00
01/01/2024	Accr Earning Payment	507.12	162,515.79	Added to Acct	111	0.00	0.00
01/01/2024	Rate Change	0.00	162,515.79	3.6800– 1.0000	60	0.00	0.00
01/01/2024	Rate Change	0.00	162,515.79	1.0000– 3.4400	60	0.00	0.00
02/01/2024	Accr Earning Payment	475.49	162,991.28	Added to Acct	111	0.00	0.00
03/01/2024	Accr Earning Payment	446.07	163,437.35	Added to Acct	111	0.00	0.00
04/01/2024	Accr Earning Payment	478.18	163,915.53	Added to Acct	111	0.00	0.00
05/01/2024	Accr Earning Payment	464.09	164,379.62	Added to Acct	111	0.00	0.00
06/01/2024	Accr Earning Payment	480.94	164,860.56	Added to Acct	111	0.00	0.00
07/01/2024	Accr Earning Payment	466.76	165,327.32	Added to Acct	111	0.00	0.00
08/01/2024	Accr Earning Payment	483.71	165,811.03	Added to Acct	111	0.00	0.00
09/01/2024	Accr Earning Payment	485.13	166,296.16	Added to Acct	111	0.00	0.00
10/01/2024	Accr Earning Payment	470.83	166,766.99	Added to Acct	111	0.00	0.00
11/01/2024	Accr Earning Payment	487.92	167,254.91	Added to Acct	111	0.00	0.00
12/01/2024	Accr Earning Payment	473.54	167,728.45	Added to Acct	111	0.00	0.00
01/01/2025	Accr Earning Payment	490.74	168,219.19	Added to Acct	111	0.00	0.00
02/01/2025	Accr Earning Payment	492.17	168,711.36	Added to Acct	111	0.00	0.00
02/01/2025	Rate Change	0.00	168,711.36	3.4400– 1.0000	60	0.00	0.00
02/04/2025	Rate Change	0.00	168,711.36	1.0000– 4.0200	60	0.00	0.00
02/04/2025	Accrued Credit Adj	41.88	168,711.36	Backdated int. 2/1/25–2/3/25	178	0.00	0.00 02/04/2025 5:01:56 PM
02/28/2025	Accr Earning Payment	502.41	169,213.77	Added to Acct	111	0.00	0.00
03/31/2025	Accr Earning Payment	578.69	169,792.46	Added to Acct	111	0.00	0.00
*04/30/2025	Accr Earning Payment	561.91	170,354.37	Added to Acct	111	0.00	0.00

Account*****5354SOUTH COAST SHO

Main

SOUTH COAST SHORES HOMEOWNERS ASSOCIATION
230 COMMERCE, STE 250
IRVINE CA 92602

TIN95 2930418
Date of Birth
Emailkvos@optimumpm.com
Work Phone(714)508—9070
Additional


CIF Comments
LocationNot ApplicableOwnerCorporation
TypePromo 9moAccount TypeHOA
OfficerE Sicat Soufi
FDIC EligibilityEligible

Interest Earn YTD747.79
Interest Earn LYR554.48
Earnings Term1 Months
Next Earnings Date05/17/2025
Maturity Term9 Months
Next Maturity Date06/17/2025
Interest Rate4.8800
EarningsCompound
Anticipated Earnings187.28
Current Balance46,602.27
Accrued Earnings81.06
Penalty560.76
Proof/Memo0.00
Redemption Amt46,122.57

History ViewHistory

Date	Maint Date	Description	Amount	Balance	Reference	RBS	Reference Account	TC	DC	Presented	Basis	Earnings Distr	Tran Date/Time	User
09/17/2024		Opening Deposit	45,300.00	45,300.00		12912073		100		09/17/2024	0.00	0.00	09/17/2024 5:15:25 PM	
10/17/2024		Accr Earning Payment	182.05	45,482.05	Added to Acct			111			0.00	0.00		
11/17/2024		Accr Earning Payment	188.89	45,670.94	Added to Acct			111			0.00	0.00		
12/17/2024		Accr Earning Payment	183.54	45,854.48	Added to Acct			111			0.00	0.00		
01/17/2025		Accr Earning Payment	190.43	46,044.91	Added to Acct			111			0.00	0.00		
02/17/2025		Accr Earning Payment	191.22	46,236.13	Added to Acct			111			0.00	0.00		
03/17/2025		Accr Earning Payment	173.40	46,409.53	Added to Acct			111			0.00	0.00		
*04/17/2025		Accr Earning Payment	192.74	46,602.27	Added to Acct			111			0.00	0.00		

data:text/html;charset=utf-8;base64,PCFET0NUWVBFIgh0bWw+DQo8aHRtbD4NCjxoZWFKPg0KPHRpdGxIPkNEIElucXVpcnkg4oCTIFNPVVRIENPQVNUIFNITzwvdGI0bGU+DQo8c3R5bGU+DQog... 1/1



Your Ameriprise statement

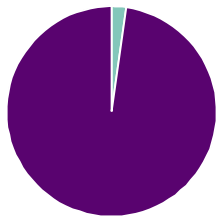
for April 1, 2025 to April 30, 2025

PREPARED FOR SOUTH COAST SHORES HOMEOWNERS ASSOCIATION

Value of your investment accounts

	This month	This year
Beginning value	\$75,758.74	\$74,094.42
Net deposits & withdrawals	\$0.00	-\$0.01
Dividends, interest & income	\$0.21	\$1,716.25
Change in value	-\$37.58	-\$89.29
Ending value	\$75,721.37	\$75,721.37

Your asset allocation



Asset class	Value on Apr 30, 2025	Percent of assets
Cash & cash investments*	\$1,720.63	2.3%
Fixed income	\$74,000.74	97.7%
Total assets	\$75,721.37	100%

*Cash investments includes cash held inside pooled investments (e.g. mutual funds), as part of a manager's investment strategy, and is not directly accessible unless you sell some of that investment. For details visit ameriprise.com/allocation.

807220

Your personal advising team

Capital Reserve Group

A financial advisory practice of Ameriprise Financial Services, LLC

Cory J Matsumoto

611 Anton Blvd Ste 200

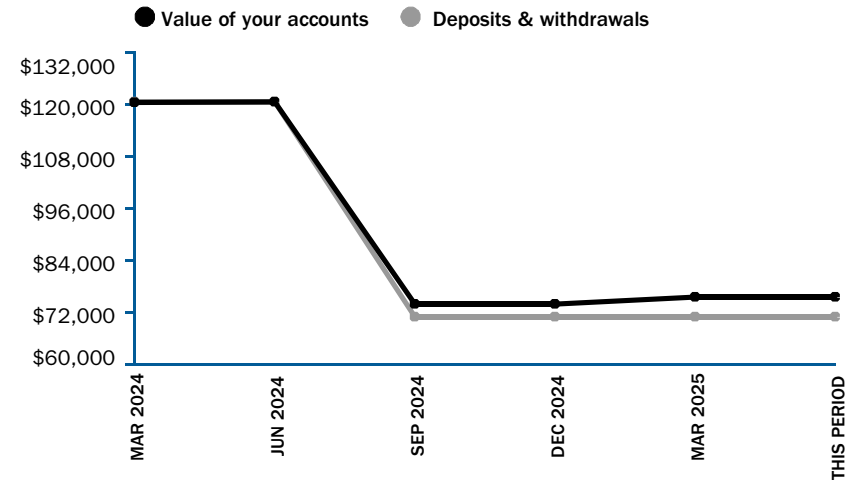
Costa Mesa, CA 92626-7002

714.435.3965

Cory.Matsumoto@comericafinancialadvisors.com

www.ameripriseadvisors.com/team/capital-reserve-group

Value of your investment accounts over time



This chart provides a five-year view of your account values. The black line shows the value of your accounts, while the gray line shows your net contributions (deposits less withdrawals).



Get all the details online at ameriprise.com. Click the Portfolio tab to find your latest account value, activity and asset allocation. Your Ameriprise financial advisor can help you understand how the stated account value shown here may differ from the amount you'd receive if you sold your assets (after any tax withholding, outstanding loans, pending transactions and potential fees).

Powered by
Ameriprise
Financial



Securities offered through Ameriprise Financial Services, LLC. Member FINRA/SIPC.

Ameriprise Brokerage Account

SOUTH COAST SHORES HOMEOWNERS | ASSOCIATION

Account #: 0000 3164 0425 0 133

Investment time frame: 1-3 years; Risk tolerance: Conservative; Investment objective: Capital Preservation; Liquidity needs: 7+ Years
See the Disclosures at the end of your statement for definitions of these suitability terms.

Value of your account

	This period	This year
Beginning value	\$75,758.74	\$74,094.42
Withdrawals		
Other withdrawals	\$0.00	-\$0.01
Income		
Interest	\$0.21	\$1,716.25
Change in value	-\$37.58	-\$89.29
Ending value	\$75,721.37	\$75,721.37
Accrued interest	\$540.51	

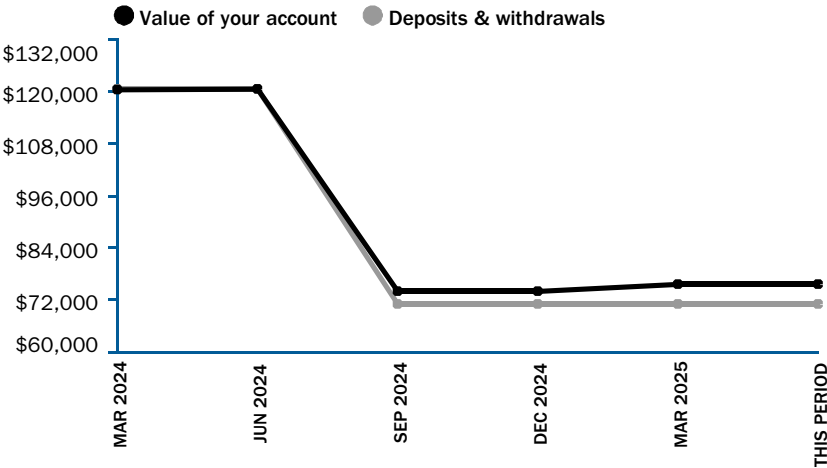
Summary of your holdings

Asset	Value of assets	Percent of account
Cash and equivalents	\$1,720.63	2.3%
Bonds, CDs and structured products	\$74,000.74	97.7%
Ending value	\$75,721.37	100.0%

Your holdings

Description	Ending value this period ⁷	Ending value last period	Net change this period	Estimated	
				Annual income	Yield
Cash and equivalents					
Ameriprise Insured Money Market (AIMMA) ²	\$1,720.63			\$2.53	0.15%
Ameriprise Bank FSB Minneapolis MN	\$1,720.63				
Total Cash and equivalents ⁵	\$1,720.63	\$1,745.42	-\$24.79	\$2.53	

Value of your account over time



Ameriprise Brokerage Account (continued)

Account #: 0000 3164 0425 0 133

Your holdings - continued

Description	Symbol/ CUSIP	Quantity	X	Market price	Ending value = this period ⁷	Ending value last period	Net change this period	Estimated			
								Total cost basis ¹	Unrealized gain/loss	Annual income	Yield
Bonds, CDs and structured products											
LESS THAN 1 YEAR											
CLEAR FORK BANK NA ALBANY TX CD FDIC #03067 IAM CPN 4.300% DUE 08/28/25 DTD 02/28/25 FC 08/28/2508/28/2025	184554BH5	74,000.000		\$100.0010	\$74,000.74/ \$540.51	\$74,013.32	-\$12.58	\$74,003.98	-\$3.24	\$3,182.00	4.30%
Accrued interest: \$540.51											
Total account holdings					\$75,721.37	\$75,758.74	-\$37.37	\$74,003.98	-\$3.24	\$3,184.53	

¹ Total cost basis reflects the amount you have invested "out-of-pocket" over time plus any automatically reinvested earnings. Each time a new purchase or a sale is made, your Total cost basis is adjusted accordingly. Total cost basis is not a measure of your initial investment amount, but rather an estimate of the unrealized gain or loss on the securities you have purchased. Total cost basis amounts on your statement are provided for informational purposes only and may be incomplete or unavailable for some of your holdings at this time. For investment performance information contact your financial advisor. For tax preparation, please refer to your year-end tax package and consult your tax advisor.

² Ameriprise Insured Money Market Account (AIMMA) deposits are FDIC-insured with applicable limits when placed with program Banks, represent direct obligations of the program Banks, and are not covered by SIPC. AIMMA deposits placed in the Dreyfus money market mutual fund, if applicable, are not FDIC-insured, but rather are securities covered by SIPC. You may opt out of depositing your funds at listed program Banks as outlined in your Other Important Brokerage Disclosures.

⁵ Any balances held in AIMMA, ABISA or a money market mutual fund serving as your sweep account can be liquidated at your request and the proceeds held as cash in the account or remitted to you per your instructions. Annual percentage yield earned (APYE) and interest paid during the statement period are shown in your account activity.

⁷ Ending value amounts for Your holdings represent information posted as of trade date and thus may include transactions that have not settled as of the date of this statement. Total Value is derived from both assets held by the firm in your account, as well as assets held away which is reported for convenience purposes.

The MSRB provides disclosure and offering documents from municipal securities issuers online at www.emma.msrb.org. You can also find: pricing for municipal trades, interest rates, auction results, daily market statistics and educational material about municipal securities.

** Any ratings for municipal bonds are supplied by Standard & Poor's, a division of the McGraw-Hill Companies, Inc, an investment rating provider. Other rating services may rate this security differently. Lack of a rating by Standard & Poor's does not imply the security is not rated as it may be rated by other rating services.

See the Disclosures section of this statement for more information.

Your account activity

Date	Transaction	Description	Symbol/ CUSIP	Quantity	Price	Amount
Income						
04/30/2025	INTEREST	AMERIPRISE INSURED MONEY MARKET ACCOUNT 043025 1,720 APYE .14%				\$0.21

Ameriprise Brokerage Account (continued)

Account #: 0000 3164 0425 0 133

Your account activity - continued

Date	Transaction	Description	Symbol/ CUSIP	Quantity	Price	Amount
Fees						
04/14/2025	CHARGE	QTRLY MAINT FEE				-\$25.00
Other activity						
04/30/2025	INTEREST REINVEST	AMERIPRISE INSURED MONEY MARKET ACCOUNT				-\$0.21
An investment in money market funds is not insured or guaranteed by the Federal Deposit Insurance Corporation or any other government agency. Although the Fund seeks to maintain the value of your investment at \$1.00 per share, it is possible to lose money by investing in the Fund.						

Your cash sweep activity

Date	Transaction	Description	Amount
04/14/2025	SALE	AMERIPRISE INSURED MONEY MARKET ACCOUNT	\$25.00

0430 I# 67S#3-4 #022408 MRDF# IA51T

Additional important disclosures

Throughout these disclosures, Ameriprise Financial Services, LLC, the introducing firm, and American Enterprise Investment Services, Inc., the clearing firm, are abbreviated as AFS and AEIS respectively. The affiliates RiverSource Life Insurance Co. and RiverSource Life Insurance Co. of New York are abbreviated as RVS.

Agreements and disclosures: You may access current versions of documents including agreements, disclosures and fee documentation governing brokerage and managed accounts on our website at ameriprise.com/disclosures.

Check deposits: Checks that should be made payable to AEIS include Ameriprise Brokerage, ONE Financial, Managed Accounts, 529 Plans and Variable Annuities. Checks that should be made payable to AFS include RiverSource Insurance and Annuities, Ameriprise Certificates, Financial Plans and checks for multiple products that do *not* include funds to be sent to Brokerage or a Managed Account. Checks for deposit to an Ameriprise Bank Account should be made payable to the account owner/client or Ameriprise Bank. Checks for deposit into RiverSource Life of New York accounts should be made payable to RiverSource Life of New York. Checks for RAVA 5 accounts that are transfer checks or additional payments should be made out to RiverSource Life Insurance Company. No checks or payments should be made payable to any advisor or their practice as these are not an affiliate or subsidiary of the firm.

Third Party Payments and Cost Reimbursement Services: AEIS performs certain services such as record keeping, administration and shareholder servicing support, applicable platform level eligibility and investment product due diligence, investment research, training and education, client telephonic and other servicing, and other support related functions, such as trading systems, asset allocation and performance reporting tools, and websites and mobile applications (collectively, "Cost Reimbursement Services"). AEIS receives a variety of these payments for Cost Reimbursement Services ("Cost Reimbursement Payments") from investment products sponsored or managed by affiliated investment advisers (e.g., Columbia Management Investment Advisers) and from unaffiliated product companies for investments you make as a result of our recommendations. Cost Reimbursement Payments are received at a higher percentage rate from certain mutual fund firms (described below as "Full Participation Firms"), which may create a conflict of interest or incentive if AFS promotes, or Ameriprise Financial advisors recommend, the mutual funds offered by a Full Participation Firm. These payments form a structure referred to as the Ameriprise Financial Mutual Fund Program. Cost Reimbursement Payments are not shared with your financial advisor. Cost Reimbursement Payments for marketing and sales support are also applicable to other investment product categories, such as annuities, insurance, UITs, actively managed ETFs, structured products and alternative investments, such as non-traded REITs/BDCs, hedge fund offerings, managed futures funds, private equity offerings, and real estate private placements. For additional information regarding the compensation amounts and practices of a particular mutual fund, please review all pertinent sales literature, statements of additional information prospectuses, accounts agreements, policies, contracts, and other offering documents, as well as ameriprise.com/guide.

Financial interest in products: AFS and its affiliates have a greater financial interest in the sales of products that they manufacture. AFS and its affiliates receive more revenue from the sale of some financial products and services, particularly those products and services sold under the Ameriprise, Columbia Threadneedle Investments and RVS brands, than for the sale of other products and services.

Suitability terms: **Investment time frame** is the expected period of time you plan to invest to achieve your current financial goal(s). Choices are: less than 1 year, 1-3 years, 4-7 years, 8-10 years and 11+ years. **Risk tolerance** describes your ability to bear the potential of your account losing value in exchange for the potential of higher returns. The higher your risk tolerance, the potential for substantial losses and gains increases. Choices are: Conservative, Moderately conservative, Moderate, Moderately aggressive, and Aggressive. **Investment objective** identifies your intent or planned purpose for the investment dollars in your account. Choices are: Growth, Growth with income, Income, Capital preservation, Speculation, Tax considerations, Education,

Estate planning, and Protection. **Liquidity needs** is the period of time from the present until you anticipate needing access to your investment dollars.

In case of errors or questions about your electronic transfers: Call us at 800.862.7919 or write us at Ameriprise Financial, 70100 Ameriprise Financial Center, Minneapolis, MN 55474, promptly if you think your statement or receipt is wrong or if you need more information about a transfer on the statement or receipt. We must hear from you no later than 60 days after we sent you the FIRST statement on which the error or problem appeared.

(1) Tell us: your name and account number (if any);

(2) Describe the error or the transfer you are unsure about, and explain as clearly as you can why you believe it is an error or why you need more information;

(3) Tell us the dollar amount of the suspected error.

We will investigate your complaint and will correct any error promptly. If we take more than 10 business days (or 20 business days for new accounts) to do this, we will credit your account for the amount you think is in error, so that you will have the use of the money during the time it takes us to complete our investigation. If we ask you to put your complaint or question in writing and we do not receive it within 10 business days, we may not credit your account. We may take up to 45 days to complete our investigation (90 days for transfers involving new accounts, point-of-sale, or foreign-initiated transactions). We will tell you the results within three business days after completing our investigation. If we determine that there was no error, we will send you a written explanation. You may ask for copies of the documents that we used in our investigation.

Non-traded real estate investment trust Distribution Reinvestment Plan (DRIP) customers: If you participate in the DRIP and you experience a material adverse change in your financial condition, promptly notify your financial advisor to discuss continued participation in the DRIP.

Callable securities: When we hold securities which are callable in part on your behalf, you will participate in the impartial lottery allocation system for the called securities in accordance with the provisions of the exchange on which they trade, and in compliance with industry rules. For further details about the allocation process please go to

www.ameriprise.com/content/files/AMP_CALLABLE-SECURITIES.PDF

"Covered" securities: A security is considered "covered" and subject to special basis and holding period tax reporting rules under these conditions: 1) Stock, including real estate investment trusts (REITs) acquired on or after Jan. 1, 2011, and not purchased under a dividend reinvestment program 2) Mutual funds and REITs/stocks in a dividend reinvestment program purchased on or after Jan. 1, 2012 (except money market funds) 3) Certain options and debt securities with less complex tax treatment purchased on or after Jan 1, 2014, and 4) Certain options and debt securities with more complex tax treatment purchased on or after Jan 1, 2016. Some securities are not "covered" by definition, see below. When a "covered" investment is sold, we will report the cost basis and holding period of the investment to you and the IRS (in addition to the already-required proceeds information). The cost basis information provided on this statement may not be used for tax reporting purposes. For tax reporting purposes, use the information provided on Form 1099-B, Proceeds from Broker and Barter Exchange Transactions, which will be sent early in the year following the tax year in which the investment was sold.

"Noncovered" securities: "Noncovered" is a term for those securities that are not subject to the required cost basis and holding period reporting described above. Ameriprise Financial provides cost basis and holding period information to clients, but not the IRS, for many "noncovered" securities including "noncovered" equities, mutual funds, exchange-traded funds (ETFs), exchange-traded notes (ETNs), business development corporations (BDCs), unit investment trusts (UITs), real estate investment trusts (REITs), debt instruments, and options acquired before the effective dates listed above. Certain other securities are currently excluded from the cost basis reporting rules, including money market funds, short-term debt instruments, real estate mortgage investments conduits (REMICS) and other mortgage-backed securities, partnerships, trusts, and prepaid forward contracts (including certain structured products). The cost basis information provided for "noncovered" securities may not include changes due to corporate actions (such as mergers, spin-offs, stock dividends or cash dividends in lieu of fractional shares), wash sales,

certain mutual fund adjustments, returns of capital, certain adjustments to fixed income securities (including early prepayment of principal, premium amortization, accrual of market discount or original issue discount), or transfers of existing positions into Ameriprise by new or existing clients. Ameriprise is not responsible for "noncovered" cost basis information, and will not verify cost basis information that is provided by someone else (including a client, an advisor or another entity, such as a broker) or is the result of a transfer between persons (including inheritance, gift, divorce, distributions from a trust, shares used to repay a loan, etc.). It also will not verify "noncovered" cost basis information obtained through corporate acquisitions by Ameriprise. For transactions related to any of these activities for "noncovered" shares, review your records and consult your tax advisor when preparing your tax return.

Free credit balance: In general, a free credit balance represents cash held in your brokerage or managed account that is payable upon your demand. We are not required to segregate or hold the funds separately. We may commingle your funds with our general funds or use the funds for our business. We may, but are not obligated to, pay you interest on any available free credit balances, and we may earn income from the balances as compensation for servicing your account. Please review our Other Important Brokerage Disclosure for more information.

Order Routing Policy and compensation for order handling: Some market centers or broker-dealers may execute orders at prices superior to the publicly quoted market. AEIS considers a number of factors in its decision process as to the exchanges and market centers to which it directs its customer orders for execution. These factors include but are not limited to: the speed of execution; the opportunity for price improvement; liquidity enhancement opportunities; trading characteristics of the particular individual security; and size of the order. AEIS currently does not receive payment for directing orders; however, AEIS reserves the right to receive remuneration for directing orders to a particular broker or dealer for execution. The source and amount of remuneration, if any, received by AEIS will be furnished upon written request. Payment for order flow is not a factor considered when routing orders. For more detailed information, please visit our Order Routing Report published quarterly on ameriprise.com. Please contact us at 800.862.7919 to obtain a printed copy of our Order Routing Report at no cost, or for further details regarding the routing of any specific order. The link to the SEC 606 Order Routing Report can be found at ameriprise.com/606.

Brokerage mutual fund purchases: When you purchase certain mutual funds at NAV, on selling your shares, you may pay a sales charge. For the charge and other fees, see the prospectus.

Equity Dividend Reinvestment Program (DRIP) customers: Transactions to purchase shares for the DRIP program, where offered, are executed on a riskless principal basis by AEIS. Details of your DRIP transactions are available on written request to AEIS.

Fractional Shares and Liquidation Process: Where your statement indicates a transaction that involved less than one full share of an equity, ETF, preferred or closed-end fund, as well as UITs ("Fractional Share"), AFS and AEIS sold and liquidated the Fractional Share(s) as a client-directed principal transaction on your behalf in accordance with the Ameriprise Brokerage Client Agreement and, if you have a Managed Account, per the liquidation process outlined in your Custom Advisory Relationship Agreement or the applicable Managed Account Client Agreement.

Assets held outside your brokerage account: Certain assets purchased through AFS are displayed on this statement as a courtesy to you, even though the assets are held at a third party, and not custodied in your brokerage account. These products may include but are not limited to annuities and insurance products, hedge fund offerings, private equity offerings, managed futures funds, exchange funds, real estate private placements, DST/TICs, and certain 529 plans. Ownership records for these products, valuation information, and SIPC coverage, if applicable, are the responsibility of the company holding the assets, and not AFS or AEIS.

The Value of your accounts over time on the first page of your statement reports the following information:

1) The ending value of your portfolio for applicable dates going back (up to) five years. The gray line shows the net value of your deposits and withdrawals, dating back (up to) five years. Note:

- The gray line does not reflect additions or surrenders for third-party annuities linked to your brokerage account prior to Jan. 1, 2017.
- The gray line does not reflect additions or surrenders from any whole life insurance policies.
- If your portfolio was established on Dec. 31, 2012 or earlier, the gray line starting point was your portfolio value on Jan. 1, 2013. The gray line shows your portfolio value on Jan. 1, 2013 PLUS additions since that time MINUS withdrawals since that time.

Activity for this period: transaction(s) that have not yet settled by the date of this statement will appear on your next statement.

Disclosure for persons without a financial advisor: Mutual funds can be purchased through AFS. For direct purchases AFS will retain all sales charges and 12b-1 fees.

SOUTH COAST SHORES HOMEOWNERS ASSOCIATION

This Page Intentionally Left Blank

Messages for you

Strengthen your account security

Help protect your accounts against fraud by activating and using all the security features Ameriprise Financial has to offer. If you haven't already, activate your online access to the secure site on ameriprise.com. Once you log in, go to Profile Summary in Profile to review your Security Recommendations. Security actions may include:

- **Turn on 2-Step Verification** to add a second layer of account protection.
- **Activate text alerts** to stay informed of account changes.
- **Review your contact information** for accuracy.
- **Add a mobile phone number** to help us verify your identity, recover your account or send important security alerts.
- **Go Paperless** to reduce the amount of confidential information mailed to your home.



Ameriprise Financial Services, LLC
70100 Ameriprise Financial Center | Minneapolis, MN 55474

SOUTH COAST SHORES HOMEOWNERS ASSOCIATION
230 COMMERCE STE 250
IRVINE CA 92602-1338



149934

Important disclosures

Capital Reserve Group is a financial advisory practice of Ameriprise Financial Services, LLC.

Please review your statement carefully. Report any inaccuracies or discrepancies immediately to the appropriate legal entity outlined below. Any oral communication should be re-confirmed in writing to us to protect your rights, including your rights under the Securities Investor Protection Act. Please notify us promptly in writing of any change of address. In addition, should any material change occur in your investment objectives or financial situation, we request prompt notification to ensure we maintain the most up-to-date background and financial information.

These entities are wholly owned subsidiaries of Ameriprise Financial, Inc. All may be contacted at 800.862.7919 unless otherwise noted below.

American Enterprise Investment Services, Inc (AEIS), the clearing broker-dealer, member FINRA and SIPC, is responsible for the summary pages and each statement for brokerage or managed account products, including securities positions and free credit balances. Direct inquiries to 70400 Ameriprise Financial Center, Minneapolis, MN 55474. A financial statement for this organization is available for your personal inspection at its offices, or a copy of it will be mailed upon your written request.

Ameriprise Financial Services, LLC (AFS), the introducing broker-dealer, member FINRA and SIPC is responsible for Financial Planning Service product pages. Brokerage accounts, investment, and financial advisory services are introduced by and made available through AFS. Direct inquiries (including a problem with, or a complaint about your financial advisor, or unauthorized activity in your account(s)) to 70100 Ameriprise Financial Center, Minneapolis, MN 55474-0507.

Ameriprise Trust Company (ATC) is a passive custodian for tax qualified accounts including IRAs. ATC outsources all custody of IRA assets to the other regulated custodians.

Ameriprise Bank, FSB (Bank), Member FDIC, is responsible for banking products including deposit and lending accounts. Investment products are not insured by the FDIC, NCUA or any federal agency, are not deposits or obligations of, or guaranteed by any financial institution, and involve investment risks including possible loss of principal and fluctuation in value.

Ameriprise Certificate Company, the certificate product issuer, is responsible for Ameriprise Certificate Products and those products are distributed and serviced by AFS.

RiverSource Life Insurance Company and RiverSource Life Insurance Co. of New York (collectively RVS) are responsible for RiverSource insurance and annuity products. Direct inquiries to RiverSource Life Insurance Co. of NY to 800.541.2251.

Municipal securities: AEIS and AFS are registered with the U.S. Securities and Exchange Commission and the Municipal Securities Rulemaking Board (MSRB). The MSRB makes available at its website, www.msrb.org, an investor brochure, which describes the protections that may be provided by the MSRB, and how to file a complaint regarding municipal securities with the appropriate regulatory authority.

Not a Bank: AEIS, AFS, ATC, Ameriprise Certificate Company and RVS are not banks. Investment products are not insured by the FDIC, NCUA or any federal agency, are not deposits or obligations of, or guaranteed by any financial institution, and involve investment risks including possible loss of principal and fluctuations in value.

This document was delivered via U.S. Mail

This statement is eligible for online delivery.

Go to www.ameriprise.com/edelivery to get started.

Ameriprise online statements are available in color and archived for seven years.

Questions? We're here to help. 800.862.7919

For information on how to read your statement, please visit www.ameriprise.com/microsite/statement

P.O. Box 64084
 Phoenix, AZ 85082
 866-800-4656 (toll free)



4-30-25
 308631224

OPTIMUM PROFESSIONAL PROPERTY AGANT FOR
 SOUTH COAST SHORES HOMEOWNERS ASSOC
 RESERVE
 230 COMMERCE STE 250
 IRVINE CA 92602-1338

30863 122 4 MONEY MARKET ACCOUNT

Previous Balance	3-31-25	60,427.67
+Deposits/Credits		.00
-Checks/Debits		.00
-Service Charge		.00
+Interest Paid		8.44
Current Balance		60,436.11
Days in Statement Period	30	

* - - - - -INTEREST SUMMARY- - - - - *

Interest Earned From	4/01/25 To 4/30/25	
Days in Period		30
Interest Earned		8.44
Annual Percentage Yield Earned		.17
Interest Paid this Year		39.97
Interest Withheld this Year		.00

* - - - - -DESCRIPTIVE TRANSACTIONS- - - - - *

Date	Description	Amount
4-30	Interest Pymt	8.44

* - - - - -DAILY BALANCE SUMMARY- - - - - *

Date	Balance	Date	Balance
3-31	60427.67	4-30	60436.11

* - - - - -OVERDRAFT CHARGES/REFUNDS SUMMARY - - - - - *

	This Cycle	YTD
Total returned item fees	.00	.00
Total overdraft fees	.00	.00

END OF STATEMENT