

# South Coast Shores Homeowners Association

## Financial Reports



**March  
2026**

# South Coast Shores Homeowners Association Community Financial Overview March 31, 2026

## Cash

<table style="width: 100%; border-collapse: collapse;"> <tr> <td style="width: 30%;"></td> <td style="text-align: right;">Current Mo.</td> <td style="text-align: right;">Change</td> <td></td> </tr> <tr> <td>Operating</td> <td style="text-align: right;">\$219,001</td> <td style="text-align: right;">(\$28,089)</td> <td style="text-align: center;">↓</td> </tr> <tr> <td>Reserves</td> <td style="text-align: right;">\$907,498</td> <td style="text-align: right;">\$12,072</td> <td style="text-align: center;">↑</td> </tr> <tr> <td colspan="2"><b>Adequate Operating Cash?</b></td> <td style="text-align: right;"><b>Yes</b></td> <td></td> </tr> <tr> <td colspan="2"><b>Amount Due to Reserves</b></td> <td style="text-align: right;"><b>\$0</b></td> <td></td> </tr> <tr> <td colspan="2"><b>Repayment in Progress?</b></td> <td style="text-align: right;"><b>N/A</b></td> <td></td> </tr> </table>		Current Mo.	Change		Operating	\$219,001	(\$28,089)	↓	Reserves	\$907,498	\$12,072	↑	<b>Adequate Operating Cash?</b>		<b>Yes</b>		<b>Amount Due to Reserves</b>		<b>\$0</b>		<b>Repayment in Progress?</b>		<b>N/A</b>		<p>\$219,001</p> <p>\$82,067</p> <p>Operating Cash Balance      Minimum Recommended Balance</p>
	Current Mo.	Change																							
Operating	\$219,001	(\$28,089)	↓																						
Reserves	\$907,498	\$12,072	↑																						
<b>Adequate Operating Cash?</b>		<b>Yes</b>																							
<b>Amount Due to Reserves</b>		<b>\$0</b>																							
<b>Repayment in Progress?</b>		<b>N/A</b>																							

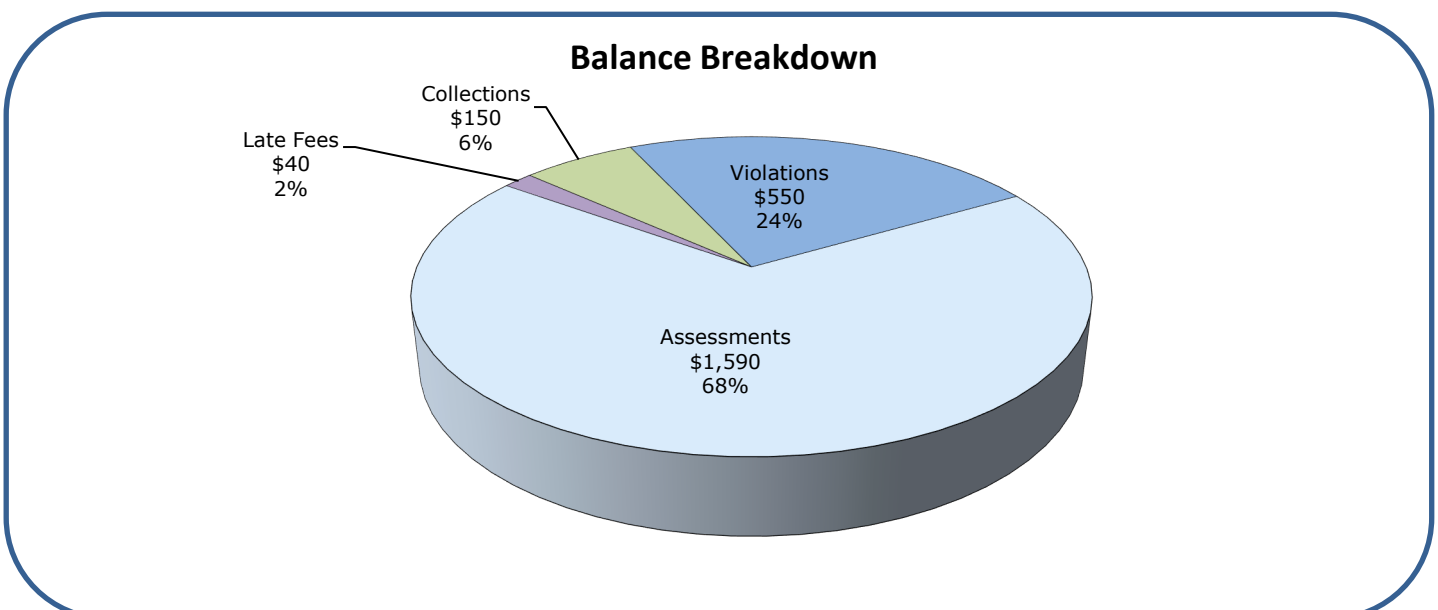
Impending Investment Maturities		
Bank	G/L Acct	Maturity
First Foundation	15050	05/01/26
Schwab	15098	05/31/26

Reinvest funds into CDs after evaluating the amount of reserve cash needed for upcoming projects

Uninsured Cash Balances		
Bank	Total Cash in Bank	Uninsured Portion
Columbia	\$414,396	\$164,396

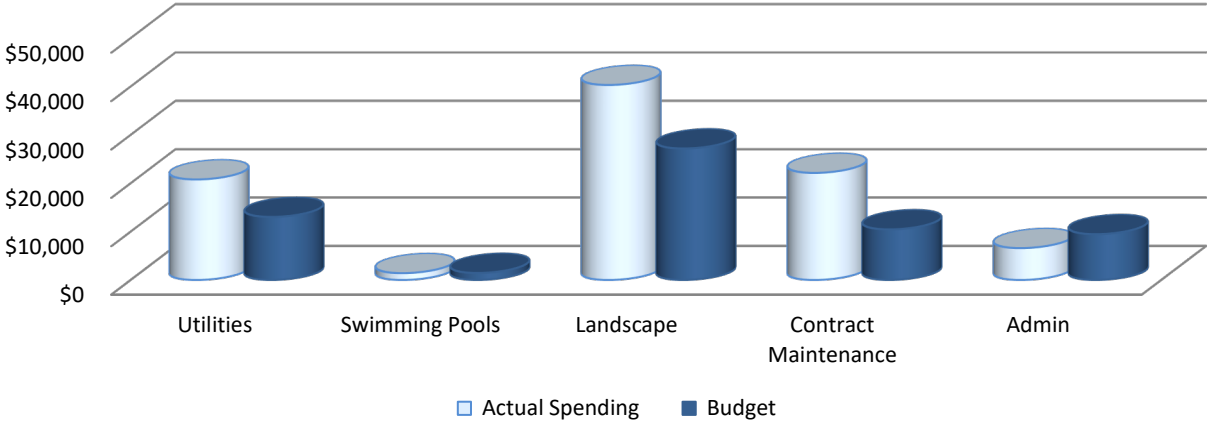
Uninsured amounts are at risk if the bank fails. To avoid potential losses, transfer funds to a different bank as soon as possible.

## Assessments Receivable



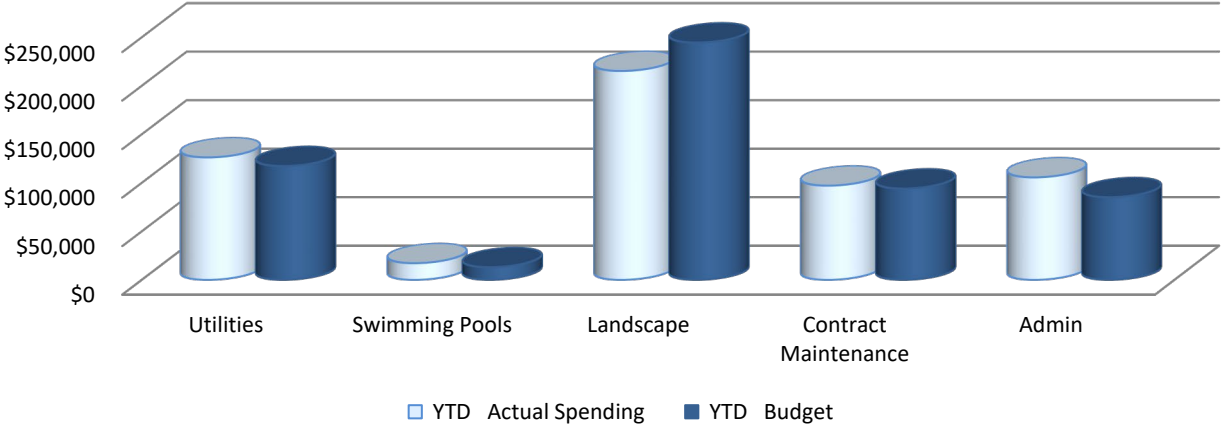
# South Coast Shores Homeowners Association Community Financial Overview

## Current Month



**In the month of March, the Association spent \$7,744 more than the budget projected on Utilities, \$13,127 more on Landscape, and \$11,673 on Contract Maintenance.**

## Year-to-Date



**For more details of spending, please see the enclosed Statement of Expenses.**

**Comments:**  
 Association has a large variance on overspending this month, please refer to the income statement - Consolidated found on your board portal.

# South Coast Shores Homeowners Association

Balance Sheet as of 3/31/2026

Assets	Operating	Reserve	Total
<b>Operating: Cash &amp; Investments</b>			
10100 - Columbia Op x0834	\$219,000.58		\$219,000.58
<b>Total Operating: Cash &amp; Investments</b>	<b>\$219,000.58</b>		<b>\$219,000.58</b>
<b>Operating: Receivables</b>			
11150 - Accounts Receivable	\$2,329.57		\$2,329.57
11190 - Less Allowance For Past Due Accts	(\$604.57)		(\$604.57)
<b>Total Operating: Receivables</b>	<b>\$1,725.00</b>		<b>\$1,725.00</b>
<b>Reserves: Cash</b>			
14100 - Columbia MMA x1195		\$195,395.26	\$195,395.26
14200 - FCB MMA x1224		\$137,853.52	\$137,853.52
<b>Total Reserves: Cash</b>		<b>\$333,248.78</b>	<b>\$333,248.78</b>
<b>Reserves: Investments</b>			
15010 - Charles Schwab - US Treasury Money		\$5,696.01	\$5,696.01
15050 - First Foundation x7973 Mat.05-01-2026 3.440 % 13mths		\$174,573.18	\$174,573.18
15055 - Alliance x2689 Mat. 07-17-2026 4.4% 11mths		\$108,253.19	\$108,253.19
15070 - First Foundation x7797 Mat. 12-14-2026 12mths		\$106,771.11	\$106,771.11
15098 - Charles Schwab - US Treasury Bill Mat. 05-31-2026 4.03% 9mths		\$120,171.10	\$120,171.10
15099 - FCB CD - Purchase Pending		\$58,784.21	\$58,784.21
<b>Total Reserves: Investments</b>		<b>\$574,248.80</b>	<b>\$574,248.80</b>
<b>Total Assets</b>	<b>\$220,725.58</b>	<b>\$907,497.58</b>	<b>\$1,128,223.16</b>

# South Coast Shores Homeowners Association

Balance Sheet as of 3/31/2026

Liabilities / Equity	Operating	Reserve	Total
<b>Liabilities</b>			
20200 - Accrued Expenses	\$15.00		\$15.00
21120 - Deposits: Clubhouse	\$1,175.00		\$1,175.00
21500 - Prepaid Assessments	\$11,940.21		\$11,940.21
<b>Total Liabilities</b>	<b>\$13,130.21</b>		<b>\$13,130.21</b>
<b>Reserve Fund Balances</b>			
33600 - General Reserves		\$895,934.59	\$895,934.59
38990 - Interest		\$11,562.99	\$11,562.99
<b>Total Reserve Fund Balances</b>		<b>\$907,497.58</b>	<b>\$907,497.58</b>
<b>Equity</b>			
39900 - Prior Year Surplus (Deficit)	\$282,751.14		\$282,751.14
39950 - Current Year Surplus (Deficit)	(\$75,155.77)		(\$75,155.77)
<b>Total Equity</b>	<b>\$207,595.37</b>		<b>\$207,595.37</b>
<b>Total Liabilities / Equity</b>	<b>\$220,725.58</b>	<b>\$907,497.58</b>	<b>\$1,128,223.16</b>

# South Coast Shores Homeowners Association

## Statement of Revenues and Expenses 3/1/2026 - 3/31/2026

	Current Period			Year To Date			Annual Budget
	Actual	Budget	Variance	Actual	Budget	Variance	
<b>Operating Income</b>							
<b>Revenue</b>							
40100 - Assessments	72,800.00	72,800.00	-	655,200.00	655,200.00	-	873,600.00
40500 - Clubhouse Rental	650.00	-	650.00	3,300.00	-	3,300.00	-
40600 - Collection Fees	-	-	-	300.00	-	300.00	-
40800 - Interest Charges	(6.00)	-	(6.00)	23.95	-	23.95	-
40900 - Key Fees	-	-	-	25.00	-	25.00	-
41000 - Late Charges	10.00	-	10.00	120.00	-	120.00	-
41375 - Owner Work Order Reimb.	-	-	-	3,585.00	-	3,585.00	-
41600 - Transmitters	70.00	-	70.00	435.00	-	435.00	-
44010 - Interest Income	822.48	-	822.48	13,152.44	-	13,152.44	-
<b>Total Revenue</b>	<b>74,346.48</b>	<b>72,800.00</b>	<b>1,546.48</b>	<b>676,141.39</b>	<b>655,200.00</b>	<b>20,941.39</b>	<b>873,600.00</b>
<b>Total Income</b>	<b>74,346.48</b>	<b>72,800.00</b>	<b>1,546.48</b>	<b>676,141.39</b>	<b>655,200.00</b>	<b>20,941.39</b>	<b>873,600.00</b>

### Operating Expense

#### Utility Expenses

50200 - Electricity	3,376.27	3,833.33	457.06	36,748.13	34,499.97	(2,248.16)	46,000.00
50300 - Gas	645.63	875.00	229.37	9,043.87	7,875.00	(1,168.87)	10,500.00
50400 - Refuse Removal	16,255.84	7,731.25	(8,524.59)	73,048.47	69,581.25	(3,467.22)	92,775.00
50700 - Telephone - Entry Gates	-	178.00	178.00	1,675.20	1,602.00	(73.20)	2,136.00
50800 - Water	492.64	408.33	(84.31)	5,649.40	3,674.97	(1,974.43)	4,900.00
<b>Total Utility Expenses</b>	<b>20,770.38</b>	<b>13,025.91</b>	<b>(7,744.47)</b>	<b>126,165.07</b>	<b>117,233.19</b>	<b>(8,931.88)</b>	<b>156,311.00</b>

#### Pool / Spa Expenses

55100 - Pool / Spa: Service Contract	512.50	687.50	175.00	6,086.10	6,187.50	101.40	8,250.00
55300 - Pool / Spa: Supplies	889.57	333.33	(556.24)	10,208.45	2,999.97	(7,208.48)	4,000.00
55400 - Equipment Repairs	-	283.33	283.33	-	2,549.97	2,549.97	3,400.00
55500 - Health Department Fees	-	139.00	139.00	858.00	1,251.00	393.00	1,668.00
<b>Total Pool / Spa Expenses</b>	<b>1,402.07</b>	<b>1,443.16</b>	<b>41.09</b>	<b>17,152.55</b>	<b>12,988.44</b>	<b>(4,164.11)</b>	<b>17,318.00</b>

#### Landscape Expenses

60100 - Landscape: Service Contract	16,540.21	16,540.25	.04	148,074.26	148,862.25	787.99	198,483.00
60200 - Landscape: Extras	1,476.00	1,677.75	201.75	24,195.50	15,099.75	(9,095.75)	20,133.00
60300 - Landscape: Replacement	-	2,660.00	2,660.00	-	23,940.00	23,940.00	31,920.00
60540 - Landscape: Mulch	-	1,250.00	1,250.00	-	11,250.00	11,250.00	15,000.00
60800 - Irrigation: Repairs / Maintenance	2,662.00	2,500.00	(162.00)	16,251.00	22,500.00	6,249.00	30,000.00
61075 - Swans	-	41.67	41.67	173.11	375.03	201.92	500.00
61100 - Tree Trimming	19,619.00	2,500.00	(17,119.00)	26,539.00	22,500.00	(4,039.00)	30,000.00
<b>Total Landscape Expenses</b>	<b>40,297.21</b>	<b>27,169.67</b>	<b>(13,127.54)</b>	<b>215,232.87</b>	<b>244,527.03</b>	<b>29,294.16</b>	<b>326,036.00</b>

#### Contracts, Maint. & Repair Expenses

70100 - Access Gate Repairs	-	916.67	916.67	4,368.90	8,250.03	3,881.13	11,000.00
70600 - Common Area: Maintenance	13,162.00	2,447.50	(10,714.50)	25,356.62	22,027.50	(3,329.12)	29,370.00
71400 - Fire Safety	-	66.67	66.67	1,921.72	600.03	(1,321.69)	800.00

# South Coast Shores Homeowners Association

## Statement of Revenues and Expenses 3/1/2026 - 3/31/2026

	Current Period			Year To Date			Annual Budget
	Actual	Budget	Variance	Actual	Budget	Variance	
<b>Operating Expense</b>							
72500 - Janitorial: Service Contract	969.92	1,232.00	262.08	8,314.16	11,088.00	2,773.84	14,784.00
72600 - Janitorial: Supplies/Extras	103.05	41.67	(61.38)	436.22	375.03	(61.19)	500.00
72700 - Keys & Locks	-	14.58	14.58	755.14	131.22	(623.92)	175.00
72900 - Lighting: Repairs / Supplies	1,982.31	333.33	(1,648.98)	9,014.73	2,999.97	(6,014.76)	4,000.00
73200 - Patrol Service	-	1,167.50	1,167.50	9,386.46	10,507.50	1,121.04	14,010.00
73300 - Pest & Rodent Control: Contract	350.00	300.00	(50.00)	2,950.00	2,700.00	(250.00)	3,600.00
73400 - Pest & Rodent Control: Extras	-	125.00	125.00	-	1,125.00	1,125.00	1,500.00
74600 - Street Sweeping	1,371.50	1,371.50	-	12,290.75	12,343.50	52.75	16,458.00
74915 - Waterscape Maintenance	4,185.00	1,985.00	(2,200.00)	22,266.64	17,865.00	(4,401.64)	23,820.00
75020 - Goose Removal Contract	-	450.00	450.00	-	4,050.00	4,050.00	5,400.00
<b>Total Contracts, Maint. &amp; Repair Expenses</b>	<b>22,123.78</b>	<b>10,451.42</b>	<b>(11,672.36)</b>	<b>97,061.34</b>	<b>94,062.78</b>	<b>(2,998.56)</b>	<b>125,417.00</b>
<b>General &amp; Administrative Expenses</b>							
80400 - Audit / Tax Returns	-	110.42	110.42	1,475.00	993.78	(481.22)	1,325.00
80500 - Collection / Bad Debt Expense	-	-	-	(161.60)	-	161.60	-
80600 - Bank Charges	-	-	-	25.00	-	(25.00)	-
80700 - Collection Expenses	160.00	125.00	(35.00)	257.41	1,125.00	867.59	1,500.00
81200 - Insurance	-	4,583.33	4,583.33	58,347.00	41,249.97	(17,097.03)	55,000.00
81900 - Legal Service	-	145.83	145.83	2,955.48	1,312.47	(1,643.01)	1,750.00
82400 - Operating Contingency	-	96.25	96.25	-	866.25	866.25	1,155.00
82600 - Community Wide Notifications	1,059.35	583.33	(476.02)	3,343.14	5,249.97	1,906.83	7,000.00
82700 - Professional Management: Contract	3,324.00	3,324.00	-	26,592.00	29,916.00	3,324.00	39,888.00
82800 - Miscellaneous Administration	451.00	83.33	(367.67)	2,189.40	749.97	(1,439.43)	1,000.00
83000 - Reserve Study	-	75.00	75.00	1,030.00	675.00	(355.00)	900.00
83100 - Tax: Federal	1,583.00	41.67	(1,541.33)	7,199.00	375.03	(6,823.97)	500.00
83200 - Tax: State	-	291.67	291.67	2,335.00	2,625.03	290.03	3,500.00
<b>Total General &amp; Administrative Expenses</b>	<b>6,577.35</b>	<b>9,459.83</b>	<b>2,882.48</b>	<b>105,586.83</b>	<b>85,138.47</b>	<b>(20,448.36)</b>	<b>113,518.00</b>
<b>Contributions to Reserves</b>							
93600 - General Reserves	11,250.00	11,250.00	-	178,535.51	101,250.00	(77,285.51)	135,000.00
98990 - Interest	822.48	-	(822.48)	11,562.99	-	(11,562.99)	-
<b>Total Contributions to Reserves</b>	<b>12,072.48</b>	<b>11,250.00</b>	<b>(822.48)</b>	<b>190,098.50</b>	<b>101,250.00</b>	<b>(88,848.50)</b>	<b>135,000.00</b>
<b>Total Expense</b>	<b>103,243.27</b>	<b>72,799.99</b>	<b>(30,443.28)</b>	<b>751,297.16</b>	<b>655,199.91</b>	<b>(96,097.25)</b>	<b>873,600.00</b>
<b>Operating Net Total</b>	<b>(28,896.79)</b>	<b>.01</b>	<b>(28,896.80)</b>	<b>(75,155.77)</b>	<b>.09</b>	<b>(75,155.86)</b>	<b>-</b>
<b>Net Total</b>	<b>(28,896.79)</b>	<b>.01</b>	<b>(28,896.80)</b>	<b>(75,155.77)</b>	<b>.09</b>	<b>(75,155.86)</b>	<b>-</b>

# South Coast Shores Homeowners Association

## Reserve Summary For 3/1/2026 - 3/31/2026

---

---

	Beginning Balance	Contributions	Expenditures	Transfers	Ending Balance	Budget	Variance
33600 - General Reserves	884,684.59	11,250.00	-	-	895,934.59	11,250.00	-
38990 - Interest	10,740.51	822.48	-	-	11,562.99	-	822.48
<b>Net Total</b>	<b>\$895,425.10</b>	<b>\$12,072.48</b>	-	-	<b>\$907,497.58</b>	<b>\$11,250.00</b>	<b>\$822.48</b>

# South Coast Shores Homeowners Association

## Reserve Summary For 7/1/2025 - 3/31/2026

---

---

	Beginning Balance	Contributions	Expenditures	Transfers	Ending Balance	Budget	Variance
33600 - General Reserves	809,061.79	101,250.00	(91,662.71)	77,285.51	895,934.59	101,250.00	-
38990 - Interest	-	11,562.99	-	-	11,562.99	-	11,562.99
<b>Net Total</b>	<b>\$809,061.79</b>	<b>\$112,812.99</b>	<b>(\$91,662.71)</b>	<b>(\$77,285.51)</b>	<b>\$907,497.58</b>	<b>\$101,250.00</b>	<b>\$11,562.99</b>

# South Coast Shores Homeowners Association

## Summary Statement of Revenues and Expenses For 3/31/2026

	Jul	Aug	Sep	Oct	Nov	Dec	Jan	Feb	Mar	Apr	May	Jun	Total
<b>Operating Income</b>													
<b>Revenue</b>													
40100 - Assessments	72,800	72,800	72,800	72,800	72,800	72,800	72,800	72,800	72,800	-	-	-	655,200
40500 - Clubhouse Rental	450	150	350	-	150	900	-	650	650	-	-	-	3,300
40600 - Collection Fees	150	-	-	-	-	-	-	150	-	-	-	-	300
40800 - Interest Charges	3	7	-	2	2	4	8	4	(6)	-	-	-	24
40900 - Key Fees	-	25	-	-	-	-	-	-	-	-	-	-	25
41000 - Late Charges	10	10	-	10	20	20	20	20	10	-	-	-	120
41375 - Owner Work Order Reimb.	-	-	-	-	2,465	-	1,000	120	-	-	-	-	3,585
41600 - Transmitters	-	105	155	-	35	35	-	35	70	-	-	-	435
44010 - Interest Income	1,560	3,200	1,566	1,575	1,125	1,574	874	857	822	-	-	-	13,152
<b>Total Revenue</b>	<b>74,973</b>	<b>76,296</b>	<b>74,871</b>	<b>74,387</b>	<b>76,597</b>	<b>75,333</b>	<b>74,702</b>	<b>74,636</b>	<b>74,346</b>	-	-	-	<b>676,141</b>
<b>Total Income</b>	<b>74,973</b>	<b>76,296</b>	<b>74,871</b>	<b>74,387</b>	<b>76,597</b>	<b>75,333</b>	<b>74,702</b>	<b>74,636</b>	<b>74,346</b>	-	-	-	<b>676,141</b>
<b>Operating Expense</b>													
<b>Utility Expenses</b>													
50200 - Electricity	4,549	5,266	4,967	5,299	3,455	3,419	3,084	3,332	3,376	-	-	-	36,748
50300 - Gas	916	670	671	754	1,457	1,996	1,167	767	646	-	-	-	9,044
50400 - Refuse Removal	-	16,279	8,128	7,954	8,176	8,128	8,128	-	16,256	-	-	-	73,048
50700 - Telephone - Entry Gates	188	188	176	176	176	176	205	392	-	-	-	-	1,675
50800 - Water	1,852	-	490	-	484	-	482	1,849	493	-	-	-	5,649
<b>Total Utility Expenses</b>	<b>7,504</b>	<b>22,403</b>	<b>14,433</b>	<b>14,182</b>	<b>13,749</b>	<b>13,719</b>	<b>13,065</b>	<b>6,339</b>	<b>20,770</b>	-	-	-	<b>126,165</b>
<b>Pool / Spa Expenses</b>													
55100 - Pool / Spa: Service Contract	1,431	357	550	1,773	475	475	-	513	513	-	-	-	6,086
55300 - Pool / Spa: Supplies	463	1,267	824	559	4,650	63	249	1,245	890	-	-	-	10,208
55500 - Health Department Fees	-	-	-	-	-	858	-	-	-	-	-	-	858
<b>Total Pool / Spa Expenses</b>	<b>1,894</b>	<b>1,624</b>	<b>1,374</b>	<b>2,332</b>	<b>5,125</b>	<b>1,396</b>	<b>249</b>	<b>1,757</b>	<b>1,402</b>	-	-	-	<b>17,153</b>
<b>Landscape Expenses</b>													
60100 - Landscape: Service Contract	15,753	16,540	16,540	16,540	16,540	16,540	16,540	16,540	16,540	-	-	-	148,074

# South Coast Shores Homeowners Association

## Summary Statement of Revenues and Expenses For 3/31/2026

	Jul	Aug	Sep	Oct	Nov	Dec	Jan	Feb	Mar	Apr	May	Jun	Total
<b>Operating Expense</b>													
60200 - Landscape: Extras	3,995	9,587	1,665	1,411	510	1,658	2,588	1,306	1,476	-	-	-	24,196
60800 - Irrigation: Repairs / Maintenance	6,967	2,955	381	798	1,445	816	227	-	2,662	-	-	-	16,251
61075 - Swans	-	-	-	47	73	-	52	-	-	-	-	-	173
61100 - Tree Trimming	-	5,500	618	-	-	803	-	-	19,619	-	-	-	26,539
<b>Total Landscape Expenses</b>	<b>26,715</b>	<b>34,582</b>	<b>19,204</b>	<b>18,797</b>	<b>18,568</b>	<b>19,816</b>	<b>19,408</b>	<b>17,846</b>	<b>40,297</b>	-	-	-	<b>215,233</b>
<b>Contracts, Maint. &amp; Repair Expenses</b>													
70100 - Access Gate Repairs	339	85	85	547	520	-	2,793	-	-	-	-	-	4,369
70600 - Common Area: Maintenance	1,281	-	370	3,464	1,600	250	5,025	205	13,162	-	-	-	25,357
71400 - Fire Safety	101	-	-	-	-	-	-	1,821	-	-	-	-	1,922
72500 - Janitorial: Service Contract	1,197	-	896	970	1,370	970	972	970	970	-	-	-	8,314
72600 - Janitorial: Supplies/Extras	185	-	-	47	-	-	47	55	103	-	-	-	436
72700 - Keys & Locks	-	-	555	-	-	-	200	-	-	-	-	-	755
72900 - Lighting: Repairs / Supplies	684	595	1,192	1,675	1,836	-	828	223	1,982	-	-	-	9,015
73200 - Patrol Service	1,167	1,167	-	2,335	1,167	-	1,167	2,382	-	-	-	-	9,386
73300 - Pest & Rodent Control: Contract	300	300	300	350	300	350	350	350	350	-	-	-	2,950
74600 - Street Sweeping	1,319	1,372	1,372	1,372	1,372	-	2,743	1,372	1,372	-	-	-	12,291
74915 - Waterscape Maintenance	313	3,970	1,985	1,985	1,985	2,928	2,931	1,985	4,185	-	-	-	22,267
<b>Total Contracts, Maint. &amp; Repair Expenses</b>	<b>6,886</b>	<b>7,489</b>	<b>6,754</b>	<b>12,744</b>	<b>10,150</b>	<b>4,498</b>	<b>17,056</b>	<b>9,361</b>	<b>22,124</b>	-	-	-	<b>97,061</b>
<b>General &amp; Administrative Expenses</b>													
80400 - Audit / Tax Returns	-	-	-	1,475	-	-	-	-	-	-	-	-	1,475
80500 - Collection / Bad Debt Expense	-	(162)	-	-	-	-	-	-	-	-	-	-	-162
80600 - Bank Charges	25	-	-	-	-	-	-	-	-	-	-	-	25
80700 - Collection Expenses	20	7	10	10	-	10	30	10	160	-	-	-	257
81200 - Insurance	27,704	4,978	-	8,555	-	8,555	4,278	4,278	-	-	-	-	58,347
81900 - Legal Service	-	-	-	-	-	-	2,955	-	-	-	-	-	2,955
82600 - Community Wide Notifications	255	7	423	243	-	374	338	645	1,059	-	-	-	3,343
82700 - Professional Management: Contract	3,324	3,324	-	3,324	3,324	3,324	3,324	3,324	3,324	-	-	-	26,592

# South Coast Shores Homeowners Association

## Summary Statement of Revenues and Expenses For 3/31/2026

	Jul	Aug	Sep	Oct	Nov	Dec	Jan	Feb	Mar	Apr	May	Jun	Total
<b>Operating Expense</b>													
82800 - Miscellaneous Administration	476	-	-	151	-	613	348	151	451	-	-	-	2,189
83000 - Reserve Study	-	-	-	-	-	985	-	45	-	-	-	-	1,030
83100 - Tax: Federal	-	-	2,450	1,583	1,583	-	-	-	1,583	-	-	-	7,199
83200 - Tax: State	-	775	-	670	-	890	-	-	-	-	-	-	2,335
<b>Total General &amp; Administrative Expenses</b>	<b>31,804</b>	<b>8,930</b>	<b>2,883</b>	<b>16,011</b>	<b>4,907</b>	<b>14,751</b>	<b>11,272</b>	<b>8,452</b>	<b>6,577</b>	-	-	-	<b>105,587</b>
<b>Contributions to Reserves</b>													
93600 - General Reserves	11,250	11,250	11,250	11,250	11,250	88,536	11,250	11,250	11,250	-	-	-	178,536
98990 - Interest	1,560	1,621	1,557	1,574	1,125	1,574	874	857	822	-	-	-	11,563
<b>Total Contributions to Reserves</b>	<b>12,810</b>	<b>12,871</b>	<b>12,807</b>	<b>12,824</b>	<b>12,375</b>	<b>90,110</b>	<b>12,124</b>	<b>12,107</b>	<b>12,072</b>	-	-	-	<b>190,099</b>
<b>Total Expense</b>	<b>87,612</b>	<b>87,899</b>	<b>57,454</b>	<b>76,890</b>	<b>64,874</b>	<b>144,289</b>	<b>73,174</b>	<b>55,862</b>	<b>103,243</b>	-	-	-	<b>751,297</b>
<b>Operating Net Total</b>	<b>(\$12,639)</b>	<b>(\$11,603)</b>	<b>\$17,417</b>	<b>(\$2,503)</b>	<b>\$11,723</b>	<b>(\$68,956)</b>	<b>\$1,528</b>	<b>\$18,774</b>	<b>(\$28,897)</b>	-	-	-	<b>(\$75,156)</b>
<b>Net Total</b>	<b>(\$12,639)</b>	<b>(\$11,603)</b>	<b>\$17,417</b>	<b>(\$2,503)</b>	<b>\$11,723</b>	<b>(\$68,956)</b>	<b>\$1,528</b>	<b>\$18,774</b>	<b>(\$28,897)</b>	-	-	-	<b>(\$75,156)</b>

# South Coast Shores Homeowners Association

## Summary Statement of Revenues and Expenses For 3/31/2026

	Apr	May	Jun	Jul	Aug	Sep	Oct	Nov	Dec	Jan	Feb	Mar	Total	
<b>Operating Income</b>														
<b>Revenue</b>														
40100 - Assessments	72,800	72,800	72,800	72,800	72,800	72,800	72,800	72,800	72,800	72,800	72,800	72,800	72,800	873,600
40500 - Clubhouse Rental	250	500	-	450	150	350	-	150	900	-	650	650	4,050	
40600 - Collection Fees	-	35	-	150	-	-	-	-	-	-	150	-	335	
40800 - Interest Charges	2	-	1	3	7	-	2	2	4	8	4	(6)	27	
40900 - Key Fees	-	-	-	-	25	-	-	-	-	-	-	-	25	
41000 - Late Charges	-	20	20	10	10	-	10	20	20	20	20	10	160	
41375 - Owner Work Order Reimb.	-	-	-	-	-	-	-	2,465	-	1,000	120	-	3,585	
41600 - Transmitters	76	-	-	-	105	155	-	35	35	-	35	70	511	
44010 - Interest Income	2,151	1,571	1,576	1,560	3,200	1,566	1,575	1,125	1,574	874	857	822	18,450	
<b>Total Revenue</b>	<b>75,279</b>	<b>74,926</b>	<b>74,397</b>	<b>74,973</b>	<b>76,296</b>	<b>74,871</b>	<b>74,387</b>	<b>76,597</b>	<b>75,333</b>	<b>74,702</b>	<b>74,636</b>	<b>74,346</b>	<b>900,743</b>	
<b>Total Income</b>	<b>75,279</b>	<b>74,926</b>	<b>74,397</b>	<b>74,973</b>	<b>76,296</b>	<b>74,871</b>	<b>74,387</b>	<b>76,597</b>	<b>75,333</b>	<b>74,702</b>	<b>74,636</b>	<b>74,346</b>	<b>900,743</b>	

## Operating Expense

<b>Utility Expenses</b>													
50200 - Electricity	2,782	3,088	3,257	4,549	5,266	4,967	5,299	3,455	3,419	3,084	3,332	3,376	45,876
50300 - Gas	559	1,420	1,194	916	670	671	754	1,457	1,996	1,167	767	646	12,217
50400 - Refuse Removal	7,731	7,731	7,731	-	16,279	8,128	7,954	8,176	8,128	8,128	-	16,256	96,242
50700 - Telephone - Entry Gates	176	200	188	188	188	176	176	176	176	205	392	-	2,239
50800 - Water	-	455	-	1,852	-	490	-	484	-	482	1,849	493	6,104
<b>Total Utility Expenses</b>	<b>11,248</b>	<b>12,894</b>	<b>12,370</b>	<b>7,504</b>	<b>22,403</b>	<b>14,433</b>	<b>14,182</b>	<b>13,749</b>	<b>13,719</b>	<b>13,065</b>	<b>6,339</b>	<b>20,770</b>	<b>162,678</b>

## Pool / Spa Expenses

55100 - Pool / Spa: Service Contract	560	560	710	1,431	357	550	1,773	475	475	-	513	513	7,916
55300 - Pool / Spa: Supplies	119	766	741	463	1,267	824	559	4,650	63	249	1,245	890	11,834
55400 - Equipment Repairs	-	1,227	2,780	-	-	-	-	-	-	-	-	-	4,007
55500 - Health Department Fees	-	-	-	-	-	-	-	-	858	-	-	-	858
<b>Total Pool / Spa Expenses</b>	<b>679</b>	<b>2,553</b>	<b>4,231</b>	<b>1,894</b>	<b>1,624</b>	<b>1,374</b>	<b>2,332</b>	<b>5,125</b>	<b>1,396</b>	<b>249</b>	<b>1,757</b>	<b>1,402</b>	<b>24,616</b>

## Landscape Expenses

# South Coast Shores Homeowners Association

## Summary Statement of Revenues and Expenses For 3/31/2026

	Apr	May	Jun	Jul	Aug	Sep	Oct	Nov	Dec	Jan	Feb	Mar	Total
<b>Operating Expense</b>													
60100 - Landscape: Service Contract	15,753	15,752	15,753	15,753	16,540	16,540	16,540	16,540	16,540	16,540	16,540	16,540	195,332
60200 - Landscape: Extras	150	150	2,722	3,995	9,587	1,665	1,411	510	1,658	2,588	1,306	1,476	27,218
60800 - Irrigation: Repairs / Maintenance	1,898	-	3,148	6,967	2,955	381	798	1,445	816	227	-	2,662	21,297
61075 - Swans	-	-	-	-	-	-	47	73	-	52	-	-	173
61100 - Tree Trimming	-	-	-	-	5,500	618	-	-	803	-	-	19,619	26,539
<b>Total Landscape Expenses</b>	<b>17,801</b>	<b>15,902</b>	<b>21,623</b>	<b>26,715</b>	<b>34,582</b>	<b>19,204</b>	<b>18,797</b>	<b>18,568</b>	<b>19,816</b>	<b>19,408</b>	<b>17,846</b>	<b>40,297</b>	<b>270,558</b>
<b>Contracts, Maint. &amp; Repair Expenses</b>													
70100 - Access Gate Repairs	471	85	-	339	85	85	547	520	-	2,793	-	-	4,925
70600 - Common Area: Maintenance	-	-	4,069	1,281	-	370	3,464	1,600	250	5,025	205	13,162	29,426
71400 - Fire Safety	-	-	-	101	-	-	-	-	-	-	1,821	-	1,922
72500 - Janitorial: Service Contract	-	3,943	1,232	1,197	-	896	970	1,370	970	972	970	970	13,489
72600 - Janitorial: Supplies/Extras	-	215	-	185	-	-	47	-	-	47	55	103	651
72700 - Keys & Locks	-	-	-	-	-	555	-	-	-	200	-	-	755
72900 - Lighting: Repairs / Supplies	-	570	1,030	684	595	1,192	1,675	1,836	-	828	223	1,982	10,614
73200 - Patrol Service	1,167	1,647	-	1,167	1,167	-	2,335	1,167	-	1,167	2,382	-	12,201
73300 - Pest & Rodent Control: Contract	281	281	281	300	300	300	350	300	350	350	350	350	3,793
74600 - Street Sweeping	2,638	-	1,319	1,319	1,372	1,372	1,372	1,372	-	2,743	1,372	1,372	16,247
74915 - Waterscape Maintenance	4,200	4,200	4,064	313	3,970	1,985	1,985	1,985	2,928	2,931	1,985	4,185	34,731
<b>Total Contracts, Maint. &amp; Repair Expenses</b>	<b>8,757</b>	<b>10,941</b>	<b>11,995</b>	<b>6,886</b>	<b>7,489</b>	<b>6,754</b>	<b>12,744</b>	<b>10,150</b>	<b>4,498</b>	<b>17,056</b>	<b>9,361</b>	<b>22,124</b>	<b>128,754</b>
<b>General &amp; Administrative Expenses</b>													
80400 - Audit / Tax Returns	-	-	-	-	-	-	1,475	-	-	-	-	-	1,475
80500 - Collection / Bad Debt Expense	(389)	-	-	-	(162)	-	-	-	-	-	-	-	-551
80600 - Bank Charges	25	-	-	25	-	-	-	-	-	-	-	-	50
80700 - Collection Expenses	40	20	45	20	7	10	10	-	10	30	10	160	362
81200 - Insurance	-	-	-	27,704	4,978	-	8,555	-	8,555	4,278	4,278	-	58,347
81900 - Legal Service	-	-	-	-	-	-	-	-	-	2,955	-	-	2,955
82600 - Community Wide Notifications	357	553	1,646	255	7	423	243	-	374	338	645	1,059	5,900

# South Coast Shores Homeowners Association

## Summary Statement of Revenues and Expenses For 3/31/2026

	Apr	May	Jun	Jul	Aug	Sep	Oct	Nov	Dec	Jan	Feb	Mar	Total
<b>Operating Expense</b>													
82700 - Professional Management: Contract	3,275	3,275	3,275	3,324	3,324	-	3,324	3,324	3,324	3,324	3,324	3,324	36,417
82800 - Miscellaneous Administration	151	186	151	476	-	-	151	-	613	348	151	451	2,677
83000 - Reserve Study	-	1,915	-	-	-	-	-	-	985	-	45	-	2,945
83100 - Tax: Federal	-	-	1,198	-	-	2,450	1,583	1,583	-	-	-	1,583	8,397
83200 - Tax: State	-	-	419	-	775	-	670	-	890	-	-	-	2,754
<b>Total General &amp; Administrative Expenses</b>	<b>3,459</b>	<b>5,949</b>	<b>6,734</b>	<b>31,804</b>	<b>8,930</b>	<b>2,883</b>	<b>16,011</b>	<b>4,907</b>	<b>14,751</b>	<b>11,272</b>	<b>8,452</b>	<b>6,577</b>	<b>121,729</b>
<b>Contributions to Reserves</b>													
93600 - General Reserves	11,250	11,250	11,250	11,250	11,250	11,250	11,250	11,250	88,536	11,250	11,250	11,250	212,286
98990 - Interest	2,150	1,571	1,576	1,560	1,621	1,557	1,574	1,125	1,574	874	857	822	16,860
<b>Total Contributions to Reserves</b>	<b>13,400</b>	<b>12,821</b>	<b>12,826</b>	<b>12,810</b>	<b>12,871</b>	<b>12,807</b>	<b>12,824</b>	<b>12,375</b>	<b>90,110</b>	<b>12,124</b>	<b>12,107</b>	<b>12,072</b>	<b>229,146</b>
<b>Total Expense</b>	<b>55,344</b>	<b>61,061</b>	<b>69,778</b>	<b>87,612</b>	<b>87,899</b>	<b>57,454</b>	<b>76,890</b>	<b>64,874</b>	<b>144,289</b>	<b>73,174</b>	<b>55,862</b>	<b>103,243</b>	<b>937,480</b>
<b>Operating Net Total</b>	<b>\$19,935</b>	<b>\$13,865</b>	<b>\$4,619</b>	<b>(\$12,639)</b>	<b>(\$11,603)</b>	<b>\$17,417</b>	<b>(\$2,503)</b>	<b>\$11,723</b>	<b>(\$68,956)</b>	<b>\$1,528</b>	<b>\$18,774</b>	<b>(\$28,897)</b>	<b>(\$36,737)</b>
<b>Net Total</b>	<b>\$19,935</b>	<b>\$13,865</b>	<b>\$4,619</b>	<b>(\$12,639)</b>	<b>(\$11,603)</b>	<b>\$17,417</b>	<b>(\$2,503)</b>	<b>\$11,723</b>	<b>(\$68,956)</b>	<b>\$1,528</b>	<b>\$18,774</b>	<b>(\$28,897)</b>	<b>(\$36,737)</b>

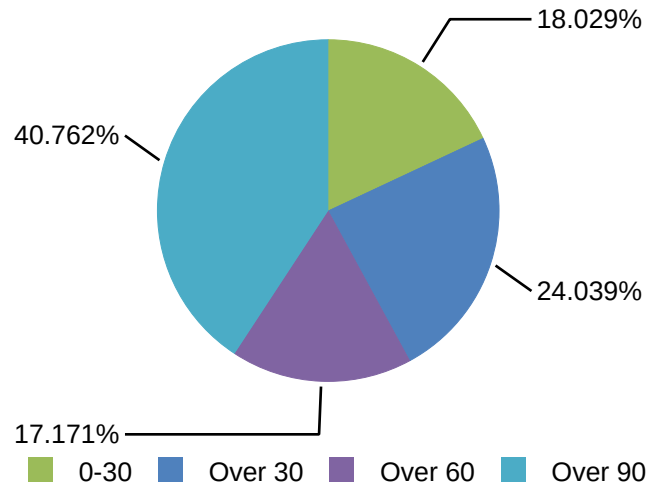
# South Coast Shores Homeowners Association

AR Aging - 3/31/2026

## SUMMARY

Charge	Balance
CC&R Violation Fine (3)	\$550.00
Collection Fee (1)	\$150.00
Late Fee (3)	\$39.57
Monthly Assessment (1)	\$1,590.00
<b>Total</b>	<b>\$2,329.57</b>

## DISTRIBUTI



Property	0-30	Over 30	Over 60	Over 90	Balance
<b>99254489 - 3711 S Sea Clf - Toler</b>					
<b>Coll Status: Late Statement</b>	\$410.00	\$560.00	\$400.00	\$390.00	\$1,760.00
Monthly Assessment	\$400.00	\$400.00	\$400.00	\$390.00	\$1,590.00
Late Fee	\$10.00	\$10.00	-	-	\$20.00
Collection Fee	-	\$150.00	-	-	\$150.00
<b>99224335 - 1914 Bay Crest St - Gilmour Trust</b>	-	-	-	\$300.00	\$300.00
CC&R Violation Fine	-	-	-	\$300.00	\$300.00
<b>99224284 - 1903 Bay Crest St - Beam</b>	-	-	-	\$200.00	\$200.00
CC&R Violation Fine	-	-	-	\$200.00	\$200.00
<b>99224296 - 3612 S Sea Breeze - 3612 S Sea Breeze LLC</b>	-	-	-	\$50.00	\$50.00
CC&R Violation Fine	-	-	-	\$50.00	\$50.00
<b>99224314 - 1909 Bay Crest St - Lopez</b>	\$10.00	-	-	-	\$10.00
Late Fee	\$10.00	-	-	-	\$10.00
<b>99224352 - 1917 Bay Crest St - Hansen</b>	-	-	-	\$9.57	\$9.57
Late Fee	-	-	-	\$9.57	\$9.57
<b>Total:</b>	<b>\$420.00</b>	<b>\$560.00</b>	<b>\$400.00</b>	<b>\$949.57</b>	<b>\$2,329.57</b>
<b>Property Count:</b>	<b>2</b>	<b>1</b>	<b>1</b>	<b>5</b>	

(\*\*\* indicates previous owners)

# South Coast Shores Homeowners Association

## Pre Paid Homeowners For 3/31/2026

Account	Property	Owner Name	Credit Amount
99224375	3704 S Sea Clf	Harriet Ducot	1,200.00
99224560	2006 W Summer Wind	Graciela L Garcia	1,197.55
99224506	3614 S Sea Breeze	David Lee Perry	800.00
99224305	3702 S Sea Breeze	Pamela Ann Probst Trustee	724.66
99224279	1902 Bay Crest St	Glenda Jeanette Sapp Trustee Etal	400.00
99224422	1903 W Wakeham Pl	Susan Todd	400.00
99224295	1905 Bay Crest St	Bruce Beckman Successor Trustee	400.00
99224331	1913 Bay Crest St	Edwards Family Trust	400.00
99224454	1915 W Wakeham Pl	Sally A Day	400.00
99224356	1918 Bay Crest St	Angelo J Fazio	400.00
99245537	1919 Bay Crest St	Justin Wallace Chi	400.00
99224522	1919 W West Wind	Michael E Paquette	400.00
99224535	2001 W Summer Wind	David Wesdell	400.00
99224427	2005 W West Wind	John R Butler	400.00
99224585	2011 W Summer Wind	Michael Preciado	400.00
99254461	2015 W West Wind	Mary Diane Schenker	400.00
99224619	2017 W West Wind	David B Miles	400.00
99224362	2020 W Summer Wind	Chikouang Huang	400.00
99224639	2021 W West Wind	Christine J Aichelman Trustee	400.00
99224429	3605 S Ocean Crst	James E Marlin II	400.00
99224316	3708 S Sea Breeze	Donald M Briggs	400.00
99224394	3708 S Sea Clf	Robert C Boullon	400.00
99224459	3709 S Ocean Crst	Michael Christiansen	400.00
99262993	3712 S Sea Breeze	Amy Monson	400.00
99261962	2008 W West Wind	Morris Dean Wilson	18.00
<b>Total</b>			<b>11,940.21</b>

(\*\*\* indicates previous owners)

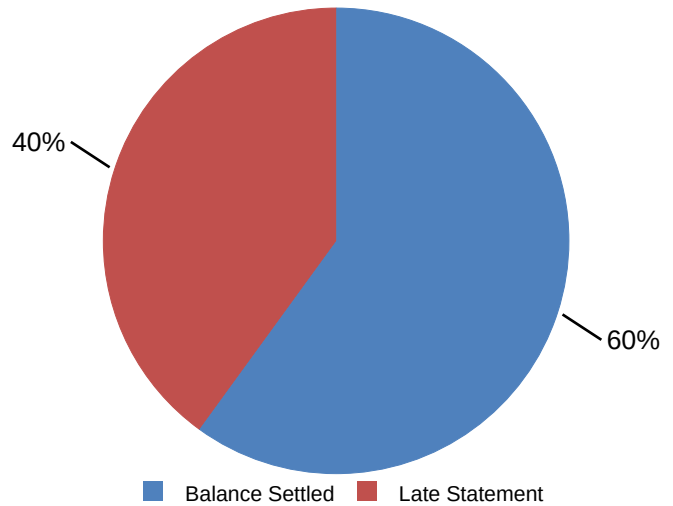
# South Coast Shores Homeowners Association

## Collection Report - Detail for 3/1/2026 - 3/31/2026

### SUMMARY

Balance Settled	3
Late Statement	2
<b>Total</b>	<b>5</b>

### TOP DISTRIBUTION BY STATUS



### Balance Settled (Total Count = 3)

3711 S Sea Clf Robert A Toler XN: 6318775 Acct: 99254489	Balance Settled Last Payment Date/Amount: 1/20/2026 System 2/20/2026 System 2/23/2026 Crystal Muniz 2/23/2026 Crystal Muniz 2/23/2026 Crystal Muniz 3/5/2026 System	Current Balance: \$1,760.00 03-05-2026 / -\$560.00 Late Statement Review Account - Intent to Lien Intent to Lien Letter to Owner(s) Resolution to Lien Intent to Lien (Agenda) Balance Settled
3702 S Sea Breeze Pamela Ann Probst Trustee XN: 6569044 Acct: 99224305	Balance Settled Last Payment Date/Amount: 3/20/2026 System 3/25/2026 System	Current Balance: \$0.00 03-23-2026 / -\$800.00 Late Statement Balance Settled
1909 Bay Crest St Nelson Gustavo Lopez XN: 6569046 Acct: 99224314	Balance Settled Last Payment Date/Amount: 3/20/2026 System 3/27/2026 System	Current Balance: \$10.00 03-25-2026 / -\$400.00 Late Statement Balance Settled

### Late Statement (Total Count = 2)

1918 W West Wind William R Marlowe XN: 6441915 Acct: 99224347	Late Statement Last Payment Date/Amount: 2/20/2026 System	Current Balance: \$0.00 03-05-2026 / -\$410.00 Late Statement
3711 S Sea Clf Robert A Toler XN: 6600911 Acct: 99254489	Late Statement Last Payment Date/Amount:	Current Balance: \$1,760.00 03-05-2026 / -\$560.00

# South Coast Shores Homeowners Association

## Collection Report - Detail for 3/1/2026 - 3/31/2026

---

3/28/2026

System

Late Statement

# South Coast Shores Homeowners Association

## Cash Disbursement - 3/31/2026

Date	CheckNo	Description	Amount
<b>10100 - Columbia Op</b>			
3/1/2026	ACH	Optimum Community Management, LLC. Inv # 6474586	3,324.00
		82700 - Professional Management: Contract - Management Fee	3,324.00
3/6/2026	Misc Check	City of Santa Ana - Monthly Water Acct # Water992	492.64
		50800 - Water - City of Santa Ana	492.64
3/11/2026	ACH	Personal Touch Cleaning And Maintenance Inc Inv # 379731	103.05
		72600 - Janitorial: Supplies/Extras - Janitorial Supplies	103.05
3/11/2026	Auto Draft	Financial Agent, Federal Tax Deposit Processing Inv # 20260302	1,583.00
		83100 - Tax: Federal - Federal tax payment - Confirmation #23228479	1,583.00
3/11/2026	Check 2908	RELENTLESS LAND CARE Inv # 19259	1,371.50
		74600 - Street Sweeping - Monthly Sweeping Svc	1,371.50
3/11/2026	Check 2908	RELENTLESS LAND CARE Inv # 19339	120.00
		60200 - Landscape: Extras - Roses Removal	120.00
3/11/2026	Check 2908	RELENTLESS LAND CARE Inv # 19337	1,100.00
		60800 - Irrigation: Repairs / Maintenance - Irrigation Repair - 2008 Sea Cliff	1,100.00
3/11/2026	Check 2908	RELENTLESS LAND CARE Inv # 19258	16,540.21
		60100 - Landscape: Service Contract - Monthly Sweeping Svc	16,540.21
3/11/2026	Check 2908	RELENTLESS LAND CARE Inv # 19350	250.00
		61100 - Tree Trimming - XN5548938 - Tree Trimming	250.00
3/11/2026	Check 2908	RELENTLESS LAND CARE Inv # 19343	21.00
		60800 - Irrigation: Repairs / Maintenance - 3706 Sea Cliff - irrigation	21.00
3/11/2026	Check 2908	RELENTLESS LAND CARE Inv # 19342	145.00
		60800 - Irrigation: Repairs / Maintenance - 1914 Bay Crest - Irrigation Repairs	145.00
3/11/2026	Check 2908	RELENTLESS LAND CARE Inv # 19340	1,356.00
		60200 - Landscape: Extras - 2005 W West Wind - Extras	1,356.00
3/11/2026	Check 2909	Best Pool Service Llc Inv # 202628023	512.50
		55100 - Pool / Spa: Service Contract - Monthly Pool Svc	512.50
3/11/2026	Check 2909	Best Pool Service Llc Inv # 202626358	512.50
		55300 - Pool / Spa: Supplies - Pool Supplies	512.50
3/11/2026	Check 2910	Personal Touch Cleaning And Maintenance Inc Inv # 345450	969.92
		72500 - Janitorial: Service Contract - Janitorial	969.92

# South Coast Shores Homeowners Association

## Cash Disbursement - 3/31/2026

Date	CheckNo	Description	Amount
3/11/2026	Check 2911	Newport Exterminating Inv # 1039482	350.00
		73300 - Pest & Rodent Control: Contract - Newport Exterminating Inc. - Monthly Rodent Control	350.00
3/11/2026	Check 2912	Water Systems Maintenance, Inc. Inv # 29187	1,985.00
		74915 - Waterscape Maintenance - Maintenance	1,985.00
3/13/2026	Misc Check	SoCal Gas - Monthly Gas Acct # Gas992	645.63
		50300 - Gas - SoCal Gas - Monthly Gas Bill	645.63
3/16/2026	Transfer Out	Transfer to Pacific Premier Bank MMA	11,250.00
		14100 - Columbia MMA x1195 - Transfer from Pacific Premier Bank Op	11,250.00
3/16/2026	Misc Check	SCE - Monthly Electric - 700132505579 Acct # Electricity992	3,376.27
		50200 - Electricity - SCE - Monthly electric	3,376.27
3/17/2026	Misc Check	Doorking Inc. - Monthly Telephone Acct # Telephone992	199.80
		50700 - Telephone - Entry Gates	199.80
3/18/2026	Check 2914	Tri-county Lighting Services Corp Inv # 167464	1,169.73
		72900 - Lighting: Repairs / Supplies - Upgrade Breaker Pump and Fountain	1,169.73
3/18/2026	Check 2914	Tri-county Lighting Services Corp Inv # 167463	812.58
		72900 - Lighting: Repairs / Supplies - Relocated and replaced blacked out fixture at 1904 Westwind	812.58
3/18/2026	Check 2915	Best Pool Service Llc Inv # 202628148	252.07
		55300 - Pool / Spa: Supplies - Pool Chemicals - February	252.07
3/18/2026	Check 2916	RELENTLESS LAND CARE Inv # 19418	1,320.00
		60800 - Irrigation: Repairs / Maintenance - Mainline Leak Repairs	1,320.00
3/25/2026	ACH	Optimum Community Management, LLC. Inv # 55827	1,670.35
		80700 - Collection Expenses - fees	160.00
		82600 - Community Wide Notifications - supplies	1,059.35
		82800 - Miscellaneous Administration - administration	451.00
3/25/2026	Check 2917	Enviro Flow, Inc Inv # 26-11844	2,200.00
		74915 - Waterscape Maintenance - Annual Well Testing	2,200.00
3/25/2026	Check 2918	Roofing Standards, Inc. Inv # 40587	2,650.00
		70600 - Common Area: Maintenance - Annual Clubhouse Roof Maint - 3700 Sea Cliff Drive	2,650.00
3/25/2026	Check 2919	Tree Pros, Inc. Inv # 81010	19,369.00
		61100 - Tree Trimming - Tree Pros, Inc - Tree Trimming - Crown thin and branch removal	19,369.00
3/25/2026	Check 2920	Tri-Star Construction And Restoration Services, Inc Inv # 4567	3,950.00
		70600 - Common Area: Maintenance - Tri-Star Construction And Rest - Trash Enclosure Repair	3,950.00

# South Coast Shores Homeowners Association

## Cash Disbursement - 3/31/2026

Date	CheckNo	Description	Amount
3/25/2026	Check 2921	RELENTLESS LAND CARE Inv # 19457	76.00
		60800 - Irrigation: Repairs / Maintenance - Drip repair, broken nozzle replacement - 2025 W Wind	76.00
3/25/2026	Check 2922	Severson Plumbing Services Inc Inv # 326738	2,735.00
		70600 - Common Area: Maintenance - Severson Plumbing Services Inc. - XN6408495 - Plumbing Main Sewer Repair	2,735.00
3/25/2026	Check 2923	Severson Plumbing Services Inc Inv # 325980	3,827.00
		70600 - Common Area: Maintenance - Severson Plumbing Services Inc. - Plumbing Line Repair - 3724 Sea Breeze	3,827.00
3/25/2026	Check 2924	Best Pool Service Llc Inv # 202628604	125.00
		55300 - Pool / Spa: Supplies - Pool Chemicals	125.00
3/26/2026	Auto Draft	Republic Services Inv # 20260228	16,255.84
		50400 - Refuse Removal - Monthly Refuse - paid online	16,255.84
<b>Total</b>			<b>102,620.59</b>
<b>14310 - Charles Schwab</b>			
3/31/2026	Auto Draft	Charles Schwab - US Treasury Money	15.86
		15010 - Charles Schwab - US Treasury Money - Charles Schwab	15.86
<b>Total</b>			<b>15.86</b>

# South Coast Shores Homeowners Association

## GL Trial Balance For 3/1/2026 - 3/31/2026

		Beginning Balance	Current		Ending Balance
			Debit	Credit	
10100 - Columbia Op x0834		247,089.370	99,378.30	127,467.09	219,000.580
Date	Description		Debit	Credit	Type
03/01/2026	6474586 - Optimum Community Management, LLC. - Management Fee		-	3,324.00	Invoice
03/01/2026	Batched eCheck		2,000.00	-	Owner Payment
03/01/2026	Batched Credit Distribution		6,750.66	6,750.66	Credit Distribution
03/02/2026	eCheck		400.00	-	Owner Payment
03/02/2026	Batched Check		4,350.00	-	Owner Payment
03/03/2026	eCheck		400.00	-	Owner Payment
03/03/2026	Batched Check		3,200.00	-	Owner Payment
03/04/2026	eCheck		400.00	-	Owner Payment
03/04/2026	Batched Check		5,600.00	-	Owner Payment
03/05/2026	Batched Check		2,010.00	-	Owner Payment
03/05/2026	Batched eCheck		800.00	-	Owner Payment
03/05/2026	Batched ACH		40,160.00	-	Owner Payment
03/06/2026	Water992 - City of Santa Ana		-	492.64	Invoice
03/06/2026	Credit Card		400.00	-	Owner Payment
03/06/2026	Batched Check		800.00	-	Owner Payment
03/07/2026	eCheck		400.00	-	Owner Payment
03/08/2026	eCheck		400.00	-	Owner Payment
03/08/2026	Batched Credit Card		402.00	-	Owner Payment
03/09/2026	Batched Void Frozen/Blocked Account on ACH ...9576		-	560.00	Void
03/09/2026	Batched Check		1,200.00	-	Owner Payment
03/10/2026	Batched Check		800.00	-	Owner Payment
03/11/2026	19342 - RELENTLESS LAND CARE - 1914 Bay Crest - Irrigation Repairs		-	145.00	Invoice
03/11/2026	19343 - RELENTLESS LAND CARE - 3706 Sea Cliff - irrigation		-	21.00	Invoice
03/11/2026	19340 - RELENTLESS LAND CARE - 2005 W West Wind - Extras		-	1,356.00	Invoice
03/11/2026	19337 - RELENTLESS LAND CARE - Irrigation Repair - 2008 Sea Cliff		-	1,100.00	Invoice
03/11/2026	Batched Check		2,000.00	-	Owner Payment
03/11/2026	19258 - RELENTLESS LAND CARE - Monthly Sweeping Svc		-	16,540.21	Invoice
03/11/2026	19259 - RELENTLESS LAND CARE - Monthly Sweeping Svc		-	1,371.50	Invoice
03/11/2026	19339 - RELENTLESS LAND CARE - Roses Removal		-	120.00	Invoice
03/11/2026	19350 - RELENTLESS LAND CARE - XN5548938 - Tree Trimming		-	250.00	Invoice
03/11/2026	20260302 - Financial Agent, Federal Tax Deposit Processing - Federal tax payment - Confirmation #23228479		-	1,583.00	Invoice
03/11/2026	1039482 - Newport Exterminating Inc. - Monthly Rodent Control		-	350.00	Invoice
03/11/2026	345450 - Personal Touch Cleaning And Maintenance Inc - Janitorial		-	969.92	Invoice
03/11/2026	379731 - Personal Touch Cleaning And Maintenance Inc - Janitorial Supplies		-	103.05	Invoice
03/11/2026	29187 - Water Systems Maintenance, Inc. - Maintenance		-	1,985.00	Invoice
03/11/2026	202626358 - Best Pool Service Llc - Pool Supplies		-	512.50	Invoice

# South Coast Shores Homeowners Association

## GL Trial Balance For 3/1/2026 - 3/31/2026

		Beginning Balance	Current		Ending Balance
			Debit	Credit	
10100 - Columbia Op x0834		247,089.370	99,378.30	127,467.09	219,000.580
Date	Description		Debit	Credit	Type
03/11/2026	202628023 - Best Pool Service Llc - Monthly Pool Srvc		-	512.50	Invoice
03/12/2026	Batched Check		1,200.00	-	Owner Payment
03/13/2026	Gas992 - SoCal Gas - Monthly Gas Bill		-	645.63	Invoice
03/13/2026	Check		400.00	-	Owner Payment
03/15/2026	Batched eCheck		800.00	-	Owner Payment
03/16/2026	Void Frozen/Blocked Account on ACH Plan...9576		-	1,200.00	Void
03/16/2026	Transfer to Pacific Premier Bank MMA		-	11,250.00	Transfer
03/16/2026	Electricity992 - SCE - Monthly electric		-	3,376.27	Invoice
03/16/2026	Check		400.00	-	Owner Payment
03/17/2026	Telephone992 - Doorking Inc. - Monthly Telephone		-	199.80	Invoice
03/17/2026	Batched Credit Distribution		10.00	10.00	Credit Distribution
03/18/2026	167463 - Tri-county Lighting Services Corp - Relocated and replaced blacked out fixture at 1904 Westwind		-	812.58	Invoice
03/18/2026	167464 - Tri-county Lighting Services Corp - Upgrade Breaker Pump and Fountain		-	1,169.73	Invoice
03/18/2026	19418 - RELENTLESS LAND CARE - Mainline Leak Repairs		-	1,320.00	Invoice
03/18/2026	616-000406313 - Republic Services - Monthly Refuse		-	16,255.84	Invoice
03/18/2026	202628148 - Best Pool Service Llc - Pool Chemicals - February		-	252.07	Invoice
03/20/2026	616-000406313 - Republic Services - Monthly Refuse		16,255.84	-	Invoice
03/20/2026	eCheck		400.00	-	Owner Payment
03/23/2026	Batched Check		800.00	-	Owner Payment
03/25/2026	4567 - Tri-Star Construction And Rest - Trash Enclosure Repair		-	3,950.00	Invoice
03/25/2026	Check		400.00	-	Owner Payment
03/25/2026	40587 - Roofing Standards, Inc. - Annual Clubhouse Roof Maint - 3700 Sea Cliff Drive		-	2,650.00	Invoice
03/25/2026	325980 - Severson Plumbing Services Inc. - Plumbing Line Repair - 3724 Sea Breeze		-	3,827.00	Invoice
03/25/2026	326738 - Severson Plumbing Services Inc. - XN6408495 - Plumbing Main Sewer Repair		-	2,735.00	Invoice
03/25/2026	81010 - Tree Pros, Inc - Tree Trimming - Crown thin and branch removal		-	19,369.00	Invoice
03/25/2026	26-11844 - Enviro Flow, Inc - Annual Well Testing		-	2,200.00	Invoice
03/25/2026	55827 - Optimum Community Management, LLC. - administration		-	451.00	Invoice
03/25/2026	55827 - Optimum Community Management, LLC. - fees		-	160.00	Invoice
03/25/2026	55827 - Optimum Community Management, LLC. - supplies		-	1,059.35	Invoice
03/25/2026	19457 - RELENTLESS LAND CARE - Drip repair, broken nozzle replacement - 2025 W Wind		-	76.00	Invoice
03/25/2026	202628604 - Best Pool Service Llc - Pool Chemicals		-	125.00	Invoice
03/26/2026	20260228 - Republic Services - Monthly Refuse - paid online		-	16,255.84	Invoice
03/26/2026	Check		400.00	-	Owner Payment
03/27/2026	Batched Credit Distribution		70.00	70.00	Credit Distribution
03/27/2026	Batched Check		470.00	-	Owner Payment

# South Coast Shores Homeowners Association

## GL Trial Balance For 3/1/2026 - 3/31/2026

		Beginning Balance	Current		Ending Balance
			Debit	Credit	
10100 - Columbia Op x0834		247,089.370	99,378.30	127,467.09	219,000.580
Date	Description		Debit	Credit	Type
03/28/2026	eCheck		400.00	-	Owner Payment
03/30/2026	Batched Check		2,400.00	-	Owner Payment
03/31/2026	2691629 - Doorking Inc.		199.80	-	Invoice
03/31/2026	eCheck		400.00	-	Owner Payment
03/31/2026	Batched Check		1,900.00	-	Owner Payment
11150 - Accounts Receivable		1,145.570	75,732.00	74,548.00	2,329.570
Date	Description		Debit	Credit	Type
03/01/2026	Late Interest		2.00	-	Owner Charge
03/01/2026	Batched Monthly Assessment		73,200.00	-	Owner Charge
03/01/2026	Batched Credit Distribution		-	6,750.66	Credit Distribution
03/01/2026	Batched eCheck		-	1,200.00	Owner Payment
03/01/2026	Batched Adjustment Ownership Transfer		-	402.00	Adjustment
03/02/2026	Clubhouse Rental		150.00	-	Owner Charge
03/02/2026	Clubhouse Rental 1/31 RENTAL & 2/1 RENTAL		200.00	-	Owner Charge
03/02/2026	eCheck		-	400.00	Owner Payment
03/02/2026	Batched Check		-	4,350.00	Owner Payment
03/03/2026	eCheck		-	400.00	Owner Payment
03/03/2026	Batched Check		-	3,200.00	Owner Payment
03/04/2026	eCheck		-	400.00	Owner Payment
03/04/2026	Batched Check		-	5,600.00	Owner Payment
03/05/2026	Batched eCheck		-	800.00	Owner Payment
03/05/2026	Batched Check		-	2,010.00	Owner Payment
03/05/2026	Batched ACH		-	40,160.00	Owner Payment
03/06/2026	Credit Card		-	400.00	Owner Payment
03/06/2026	Batched Check		-	800.00	Owner Payment
03/07/2026	eCheck		-	400.00	Owner Payment
03/08/2026	eCheck		-	400.00	Owner Payment
03/08/2026	Credit Card		-	384.00	Owner Payment
03/09/2026	Batched Void Frozen/Blocked Account on ACH ...9576		560.00	-	Void
03/09/2026	Batched Check		-	1,200.00	Owner Payment
03/10/2026	Batched Check		-	800.00	Owner Payment
03/11/2026	Batched Check		-	1,600.00	Owner Payment
03/11/2026	Batched Adjustment Reverse Late Fee/Interest - Per the Board		-	26.00	Adjustment
03/12/2026	Credit Distribution		10.00	-	Credit Distribution
03/12/2026	Batched Check		-	1,200.00	Owner Payment
03/15/2026	eCheck		-	400.00	Owner Payment
03/16/2026	Batched Late Fee		40.00	-	Owner Charge
03/16/2026	Void Frozen/Blocked Account on ACH Plan...9576		1,200.00	-	Void

# South Coast Shores Homeowners Association

GL Trial Balance For 3/1/2026 - 3/31/2026

		Beginning Balance	Current		Ending Balance
			Debit	Credit	
11150 - Accounts Receivable		1,145.570	75,732.00	74,548.00	2,329.570
Date	Description		Debit	Credit	Type
03/16/2026	Check		-	400.00	Owner Payment
03/17/2026	Credit Distribution		-	10.00	Credit Distribution
03/18/2026	Adjustment Courtesy Fee Waiver		-	10.00	Adjustment
03/23/2026	Batched Check		-	75.34	Owner Payment
03/25/2026	Check		-	400.00	Owner Payment
03/26/2026	Gate Remote Fee (2)		70.00	-	Owner Charge
03/27/2026	Credit Distribution		-	70.00	Credit Distribution
03/31/2026	Batched Clubhouse Rental		300.00	-	Owner Charge
03/31/2026	Batched Check		-	300.00	Owner Payment
11190 - Less Allowance For Past Due Accts		-604.570	-	-	-604.570
Date	Description		Debit	Credit	Type
14100 - Columbia MMA x1195		184,088.810	11,306.45	-	195,395.260
Date	Description		Debit	Credit	Type
03/16/2026	Transfer from Pacific Premier Bank Op		11,250.00	-	Transfer
03/31/2026	March Interest		56.45	-	GL Entry
14200 - FCB MMA x1224		137,830.110	23.41	-	137,853.520
Date	Description		Debit	Credit	Type
03/01/2026	March Interest		23.41	-	GL Entry
14310 - Charles Schwab MMA		0.000	15.86	15.86	0.000
Date	Description		Debit	Credit	Type
03/01/2026	March Interest		15.86	-	GL Entry
03/31/2026	Charles Schwab		-	15.86	Invoice
15010 - Charles Schwab - US Treasury Money		5,680.150	15.86	-	5,696.010
Date	Description		Debit	Credit	Type
03/31/2026	Charles Schwab		15.86	-	Invoice
15050 - First Foundation x7973 Mat.05-01-2026 3.440 % 13mths		174,425.720	147.46	-	174,573.180
Date	Description		Debit	Credit	Type
03/01/2026	March Interest		147.46	-	GL Entry

# South Coast Shores Homeowners Association

## GL Trial Balance For 3/1/2026 - 3/31/2026

	Beginning Balance	Current		Ending Balance
		Debit	Credit	
15055 - Alliance x2689 Mat. 07-17-2026 4.4% 11mths	107,931.940	321.25	-	108,253.190
<b>Date</b>	<b>Description</b>	<b>Debit</b>	<b>Credit</b>	<b>Type</b>
03/01/2026	March Interest	321.25	-	GL Entry
15070 - First Foundation x7797 Mat. 12-14-2026 12mths	106,689.650	81.46	-	106,771.110
<b>Date</b>	<b>Description</b>	<b>Debit</b>	<b>Credit</b>	<b>Type</b>
03/01/2026	March Interest	81.46	-	GL Entry
15097 - First Foundation x5354 Mat. 03-17-2026 3.92% 9mths	58,607.620	176.59	58,784.21	0.000
<b>Date</b>	<b>Description</b>	<b>Debit</b>	<b>Credit</b>	<b>Type</b>
03/01/2026	March Interest	176.59	-	GL Entry
03/31/2026	First Foundation Bank	-	58,784.21	Invoice
15098 - Charles Schwab - US Treasury Bill Mat. 05-31-2026 4.03% 9mths	120,171.100	-	-	120,171.100
<b>Date</b>	<b>Description</b>	<b>Debit</b>	<b>Credit</b>	<b>Type</b>
15099 - FCB CD - Purchase Pending	0.000	58,784.21	-	58,784.210
<b>Date</b>	<b>Description</b>	<b>Debit</b>	<b>Credit</b>	<b>Type</b>
03/31/2026	CD Purchase	58,784.21	-	GL Entry
20100 - Accounts Payable	0.000	58,784.21	58,784.21	0.000
<b>Date</b>	<b>Description</b>	<b>Debit</b>	<b>Credit</b>	<b>Type</b>
03/31/2026	First Foundation Bank	58,784.21	-	Invoice
03/31/2026	CD Purchase	-	58,784.21	GL Entry
20200 - Accrued Expenses	-15.000	-	-	-15.000
<b>Date</b>	<b>Description</b>	<b>Debit</b>	<b>Credit</b>	<b>Type</b>
21120 - Deposits: Clubhouse	-1,175.000	-	-	-1,175.000
<b>Date</b>	<b>Description</b>	<b>Debit</b>	<b>Credit</b>	<b>Type</b>

# South Coast Shores Homeowners Association

## GL Trial Balance For 3/1/2026 - 3/31/2026

		Beginning Balance	Current		Ending Balance
			Debit	Credit	
21500 - Prepaid Assessments		-9,948.210	6,830.66	8,822.66	-11,940.210
Date	Description		Debit	Credit	Type
03/01/2026	Batched eCheck		-	800.00	Owner Payment
03/01/2026	Batched Credit Distribution		6,750.66	-	Credit Distribution
03/08/2026	Credit Card		-	18.00	Owner Payment
03/11/2026	Check		-	400.00	Owner Payment
03/12/2026	Credit Distribution		-	10.00	Credit Distribution
03/13/2026	Check		-	400.00	Owner Payment
03/15/2026	eCheck		-	400.00	Owner Payment
03/17/2026	Credit Distribution		10.00	-	Credit Distribution
03/20/2026	eCheck		-	400.00	Owner Payment
03/23/2026	Check		-	724.66	Owner Payment
03/26/2026	Check		-	400.00	Owner Payment
03/27/2026	Credit Distribution		70.00	-	Credit Distribution
03/27/2026	Batched Check		-	470.00	Owner Payment
03/28/2026	eCheck		-	400.00	Owner Payment
03/30/2026	Batched Check		-	2,400.00	Owner Payment
03/31/2026	eCheck		-	400.00	Owner Payment
03/31/2026	Batched Check		-	1,600.00	Owner Payment
33600 - General Reserves		-884,684.590	-	11,250.00	-895,934.590
Date	Description		Debit	Credit	Type
03/16/2026	Monthly Reserve Contribution		-	11,250.00	GL Entry
38990 - Interest		-10,740.510	-	822.48	-11,562.990
Date	Description		Debit	Credit	Type
03/01/2026	Batched March Interest		-	766.03	GL Entry
03/31/2026	March Interest		-	56.45	GL Entry
39900 - Prior Year Surplus (Deficit)		-282,751.140	-	-	-282,751.140
Date	Description		Debit	Credit	Type
40100 - Assessments		-582,400.000	400.00	73,200.00	-655,200.000
Date	Description		Debit	Credit	Type
03/01/2026	Batched Monthly Assessment		-	73,200.00	Owner Charge
03/01/2026	Adjustment Ownership Transfer		400.00	-	Adjustment

# South Coast Shores Homeowners Association

GL Trial Balance For 3/1/2026 - 3/31/2026

		Beginning Balance	Current		Ending Balance
			Debit	Credit	
40500 - Clubhouse Rental		-2,650.000	-	650.00	-3,300.000
Date	Description		Debit	Credit	Type
03/02/2026	Clubhouse Rental 1/31 RENTAL & 2/1 RENTAL		-	200.00	Owner Charge
03/02/2026	Clubhouse Rental		-	150.00	Owner Charge
03/31/2026	Batched Clubhouse Rental		-	300.00	Owner Charge
40600 - Collection Fees		-300.000	-	-	-300.000
Date	Description		Debit	Credit	Type
40800 - Interest Charges		-29.950	8.00	2.00	-23.950
Date	Description		Debit	Credit	Type
03/01/2026	Late Interest		-	2.00	Owner Charge
03/01/2026	Adjustment Ownership Transfer		2.00	-	Adjustment
03/11/2026	Adjustment Reverse Late Fee/Interest - Per the Board		6.00	-	Adjustment
40900 - Key Fees		-25.000	-	-	-25.000
Date	Description		Debit	Credit	Type
41000 - Late Charges		-110.000	30.00	40.00	-120.000
Date	Description		Debit	Credit	Type
03/11/2026	Adjustment Reverse Late Fee/Interest - Per the Board		20.00	-	Adjustment
03/16/2026	Batched Late Fee		-	40.00	Owner Charge
03/18/2026	Adjustment Courtesy Fee Waiver		10.00	-	Adjustment
41375 - Owner Work Order Reimb.		-3,585.000	-	-	-3,585.000
Date	Description		Debit	Credit	Type
41600 - Transmitters		-365.000	-	70.00	-435.000
Date	Description		Debit	Credit	Type
03/26/2026	Gate Remote Fee (2)		-	70.00	Owner Charge
44010 - Interest Income		-12,329.960	-	822.48	-13,152.440
Date	Description		Debit	Credit	Type
03/01/2026	Batched March Interest		-	766.03	GL Entry
03/31/2026	March Interest		-	56.45	GL Entry

# South Coast Shores Homeowners Association

## GL Trial Balance For 3/1/2026 - 3/31/2026

		Beginning Balance	Current		Ending Balance
			Debit	Credit	
50200 - Electricity		33,371.860	3,376.27	-	36,748.130
<b>Date</b>	<b>Description</b>		<b>Debit</b>	<b>Credit</b>	<b>Type</b>
03/16/2026	Electricity992 - SCE - Monthly electric		3,376.27	-	Invoice
50300 - Gas		8,398.240	645.63	-	9,043.870
<b>Date</b>	<b>Description</b>		<b>Debit</b>	<b>Credit</b>	<b>Type</b>
03/13/2026	Gas992 - SoCal Gas - Monthly Gas Bill		645.63	-	Invoice
50400 - Refuse Removal		56,792.630	32,511.68	16,255.84	73,048.470
<b>Date</b>	<b>Description</b>		<b>Debit</b>	<b>Credit</b>	<b>Type</b>
03/18/2026	616-000406313 - Republic Services - Monthly Refuse		16,255.84	-	Invoice
03/20/2026	616-000406313 - Republic Services - Monthly Refuse		-	16,255.84	Invoice
03/26/2026	20260228 - Republic Services - Monthly Refuse - paid online		16,255.84	-	Invoice
50700 - Telephone - Entry Gates		1,675.200	199.80	199.80	1,675.200
<b>Date</b>	<b>Description</b>		<b>Debit</b>	<b>Credit</b>	<b>Type</b>
03/17/2026	Telephone992 - Doorking Inc. - Monthly Telephone		199.80	-	Invoice
03/31/2026	2691629 - Doorking Inc.		-	199.80	Invoice
50800 - Water		5,156.760	492.64	-	5,649.400
<b>Date</b>	<b>Description</b>		<b>Debit</b>	<b>Credit</b>	<b>Type</b>
03/06/2026	Water992 - City of Santa Ana		492.64	-	Invoice
55100 - Pool / Spa: Service Contract		5,573.600	512.50	-	6,086.100
<b>Date</b>	<b>Description</b>		<b>Debit</b>	<b>Credit</b>	<b>Type</b>
03/11/2026	202628023 - Best Pool Service Llc - Monthly Pool Srvc		512.50	-	Invoice
55300 - Pool / Spa: Supplies		9,318.880	889.57	-	10,208.450
<b>Date</b>	<b>Description</b>		<b>Debit</b>	<b>Credit</b>	<b>Type</b>
03/11/2026	202626358 - Best Pool Service Llc - Pool Supplies		512.50	-	Invoice
03/18/2026	202628148 - Best Pool Service Llc - Pool Chemicals - February		252.07	-	Invoice
03/25/2026	202628604 - Best Pool Service Llc - Pool Chemicals		125.00	-	Invoice
55500 - Health Department Fees		858.000	-	-	858.000
<b>Date</b>	<b>Description</b>		<b>Debit</b>	<b>Credit</b>	<b>Type</b>

# South Coast Shores Homeowners Association

## GL Trial Balance For 3/1/2026 - 3/31/2026

	Beginning Balance	Current		Ending Balance
		Debit	Credit	
<b>60100 - Landscape: Service Contract</b>	131,534.050	16,540.21	-	148,074.260
<b>Date</b>	<b>Description</b>	<b>Debit</b>	<b>Credit</b>	<b>Type</b>
03/11/2026	19258 - RELENTLESS LAND CARE - Monthly Sweeping Svc	16,540.21	-	Invoice
<b>60200 - Landscape: Extras</b>	22,719.500	1,476.00	-	24,195.500
<b>Date</b>	<b>Description</b>	<b>Debit</b>	<b>Credit</b>	<b>Type</b>
03/11/2026	19339 - RELENTLESS LAND CARE - Roses Removal	120.00	-	Invoice
03/11/2026	19340 - RELENTLESS LAND CARE - 2005 W West Wind - Extras	1,356.00	-	Invoice
<b>60800 - Irrigation: Repairs / Maintenance</b>	13,589.000	2,662.00	-	16,251.000
<b>Date</b>	<b>Description</b>	<b>Debit</b>	<b>Credit</b>	<b>Type</b>
03/11/2026	19337 - RELENTLESS LAND CARE - Irrigation Repair - 2008 Sea Cliff	1,100.00	-	Invoice
03/11/2026	19343 - RELENTLESS LAND CARE - 3706 Sea Cliff - irrigation	21.00	-	Invoice
03/11/2026	19342 - RELENTLESS LAND CARE - 1914 Bay Crest - Irrigation Repairs	145.00	-	Invoice
03/18/2026	19418 - RELENTLESS LAND CARE - Mainline Leak Repairs	1,320.00	-	Invoice
03/25/2026	19457 - RELENTLESS LAND CARE - Drip repair, broken nozzle replacement - 2025 W Wind	76.00	-	Invoice
<b>61075 - Swans</b>	173.110	-	-	173.110
<b>Date</b>	<b>Description</b>	<b>Debit</b>	<b>Credit</b>	<b>Type</b>
<b>61100 - Tree Trimming</b>	6,920.000	19,619.00	-	26,539.000
<b>Date</b>	<b>Description</b>	<b>Debit</b>	<b>Credit</b>	<b>Type</b>
03/11/2026	19350 - RELENTLESS LAND CARE - XN5548938 - Tree Trimming	250.00	-	Invoice
03/25/2026	81010 - Tree Pros, Inc - Tree Trimming - Crown thin and branch removal	19,369.00	-	Invoice
<b>70100 - Access Gate Repairs</b>	4,368.900	-	-	4,368.900
<b>Date</b>	<b>Description</b>	<b>Debit</b>	<b>Credit</b>	<b>Type</b>
<b>70600 - Common Area: Maintenance</b>	12,194.620	13,162.00	-	25,356.620
<b>Date</b>	<b>Description</b>	<b>Debit</b>	<b>Credit</b>	<b>Type</b>
03/25/2026	4567 - Tri-Star Construction And Rest - Trash Enclosure Repair	3,950.00	-	Invoice
03/25/2026	326738 - Severson Plumbing Services Inc. - XN6408495 - Plumbing Main Sewer Repair	2,735.00	-	Invoice
03/25/2026	325980 - Severson Plumbing Services Inc. - Plumbing Line Repair - 3724 Sea Breeze	3,827.00	-	Invoice

# South Coast Shores Homeowners Association

## GL Trial Balance For 3/1/2026 - 3/31/2026

	Beginning Balance	Current		Ending Balance
		Debit	Credit	
70600 - Common Area: Maintenance	12,194.620	13,162.00	-	25,356.620
<b>Date</b>	<b>Description</b>	<b>Debit</b>	<b>Credit</b>	<b>Type</b>
03/25/2026	40587 - Roofing Standards, Inc. - Annual Clubhouse Roof Maint - 3700 Sea Cliff Drive	2,650.00	-	Invoice
71400 - Fire Safety	1,921.720	-	-	1,921.720
<b>Date</b>	<b>Description</b>	<b>Debit</b>	<b>Credit</b>	<b>Type</b>
72500 - Janitorial: Service Contract	7,344.240	969.92	-	8,314.160
<b>Date</b>	<b>Description</b>	<b>Debit</b>	<b>Credit</b>	<b>Type</b>
03/11/2026	345450 - Personal Touch Cleaning And Maintenance Inc - Janitorial	969.92	-	Invoice
72600 - Janitorial: Supplies/Extras	333.170	103.05	-	436.220
<b>Date</b>	<b>Description</b>	<b>Debit</b>	<b>Credit</b>	<b>Type</b>
03/11/2026	379731 - Personal Touch Cleaning And Maintenance Inc - Janitorial Supplies	103.05	-	Invoice
72700 - Keys & Locks	755.140	-	-	755.140
<b>Date</b>	<b>Description</b>	<b>Debit</b>	<b>Credit</b>	<b>Type</b>
72900 - Lighting: Repairs / Supplies	7,032.420	1,982.31	-	9,014.730
<b>Date</b>	<b>Description</b>	<b>Debit</b>	<b>Credit</b>	<b>Type</b>
03/18/2026	167464 - Tri-county Lighting Services Corp - Upgrade Breaker Pump and Fountain	1,169.73	-	Invoice
03/18/2026	167463 - Tri-county Lighting Services Corp - Relocated and replaced blacked out fixture at 1904 Westwind	812.58	-	Invoice
73200 - Patrol Service	9,386.460	-	-	9,386.460
<b>Date</b>	<b>Description</b>	<b>Debit</b>	<b>Credit</b>	<b>Type</b>
73300 - Pest & Rodent Control: Contract	2,600.000	350.00	-	2,950.000
<b>Date</b>	<b>Description</b>	<b>Debit</b>	<b>Credit</b>	<b>Type</b>
03/11/2026	1039482 - Newport Exterminating Inc. - Monthly Rodent Control	350.00	-	Invoice
74600 - Street Sweeping	10,919.250	1,371.50	-	12,290.750
<b>Date</b>	<b>Description</b>	<b>Debit</b>	<b>Credit</b>	<b>Type</b>
03/11/2026	19259 - RELENTLESS LAND CARE - Monthly Sweeping Svc	1,371.50	-	Invoice

# South Coast Shores Homeowners Association

GL Trial Balance For 3/1/2026 - 3/31/2026

		Beginning Balance	Current		Ending Balance
			Debit	Credit	
74600 - Street Sweeping		10,919.250	1,371.50	-	12,290.750
Date	Description		Debit	Credit	Type
74915 - Waterscape Maintenance		18,081.640	4,185.00	-	22,266.640
Date	Description		Debit	Credit	Type
03/11/2026	29187 - Water Systems Maintenance, Inc. - Maintenance		1,985.00	-	Invoice
03/25/2026	26-11844 - Enviro Flow, Inc - Annual Well Testing		2,200.00	-	Invoice
80400 - Audit / Tax Returns		1,475.000	-	-	1,475.000
Date	Description		Debit	Credit	Type
80500 - Collection / Bad Debt Expense		-161.600	-	-	-161.600
Date	Description		Debit	Credit	Type
80600 - Bank Charges		25.000	-	-	25.000
Date	Description		Debit	Credit	Type
80700 - Collection Expenses		97.410	160.00	-	257.410
Date	Description		Debit	Credit	Type
03/25/2026	55827 - Optimum Community Management, LLC. - fees		160.00	-	Invoice
81200 - Insurance		58,347.000	-	-	58,347.000
Date	Description		Debit	Credit	Type
81900 - Legal Service		2,955.480	-	-	2,955.480
Date	Description		Debit	Credit	Type
82600 - Community Wide Notifications		2,283.790	1,059.35	-	3,343.140
Date	Description		Debit	Credit	Type
03/25/2026	55827 - Optimum Community Management, LLC. - supplies		1,059.35	-	Invoice
82700 - Professional Management: Contract		23,268.000	3,324.00	-	26,592.000
Date	Description		Debit	Credit	Type
03/01/2026	6474586 - Optimum Community Management, LLC. - Management Fee		3,324.00	-	Invoice

# South Coast Shores Homeowners Association

GL Trial Balance For 3/1/2026 - 3/31/2026

		Beginning Balance	Current		Ending Balance
			Debit	Credit	
82800 - Miscellaneous Administration		1,738.400	451.00	-	2,189.400
Date	Description		Debit	Credit	Type
03/25/2026	55827 - Optimum Community Management, LLC. - administration		451.00	-	Invoice
83000 - Reserve Study		1,030.000	-	-	1,030.000
Date	Description		Debit	Credit	Type
83100 - Tax: Federal		5,616.000	1,583.00	-	7,199.000
Date	Description		Debit	Credit	Type
03/11/2026	20260302 - Financial Agent, Federal Tax Deposit Processing - Federal tax payment - Confirmation #23228479		1,583.00	-	Invoice
83200 - Tax: State		2,335.000	-	-	2,335.000
Date	Description		Debit	Credit	Type
93600 - General Reserves		167,285.510	11,250.00	-	178,535.510
Date	Description		Debit	Credit	Type
03/16/2026	Monthly Reserve Contribution		11,250.00	-	GL Entry
98990 - Interest		10,740.510	822.48	-	11,562.990
Date	Description		Debit	Credit	Type
03/01/2026	Batched March Interest		766.03	-	GL Entry
03/31/2026	March Interest		56.45	-	GL Entry
<b>Net Total</b>		<b>0.000</b>	<b>431,734.63</b>	<b>431,734.63</b>	<b>0.000</b>

# South Coast Shores Homeowners Association

## Bank Account Reconciliation for Period 3/31/2026

### Reconciliation Summary

Bank Account	Bank Bal.	Uncleared Items	Adj. Balance	Book Balance	Status
Columbia Op	233,701.53	-14,700.95	219,000.58	219,000.58	Balanced
Alliance Association Bank	108,253.19	0.00	108,253.19	108,253.19	Balanced
First Foundation Bank	174,573.18	0.00	174,573.18	174,573.18	Balanced
First Foundation Bank	106,771.11	0.00	106,771.11	106,771.11	Balanced
FCB CD	58,784.21	0.00	58,784.21	58,784.21	Balanced
FCB MMA	137,853.52	0.00	137,853.52	137,853.52	Balanced
Charles Schwab	0.00	0.00	0.00	0.00	Balanced
Columbia MMA	195,395.26	0.00	195,395.26	195,395.26	Balanced

### Unreconciled Items

Date	Description	Check No	Amount
<b>Columbia Op</b>			
1/9/2026		2874	-310.64
3/18/2026	Tri-county Lighting Services Corp	2914	-1,169.73
3/18/2026	Tri-county Lighting Services Corp	2914	-812.58
3/18/2026	RELENTLESS LAND CARE	2916	-1,320.00
3/25/2026	Enviro Flow, Inc	2917	-2,200.00
3/25/2026	Roofing Standards, Inc.	2918	-2,650.00
3/25/2026	Severson Plumbing Services Inc	2922	-2,735.00
3/25/2026	Severson Plumbing Services Inc	2923	-3,827.00
3/25/2026	RELENTLESS LAND CARE	2921	-76.00
3/31/2026	Acct: 99245537 eCheck		400.00
<b>Total Columbia Op</b>			<b>-14,700.95</b>

### Reconciled Items

Date	Description	Check No	Amount
<b>Columbia Op</b>			
2/27/2026	Acct: 99254489 ACH Plan	ACH	1,200.00
2/27/2026	Acct: 99245992 eCheck		400.00
2/28/2026	Acct: 99245537 eCheck		400.00
3/1/2026	Acct: 99224387 eCheck		400.00
3/1/2026	Acct: 99224351 eCheck		400.00

# South Coast Shores Homeowners Association

## Bank Account Reconciliation for Period 3/31/2026

Date	Description	Check No	Amount
3/1/2026	Acct: 99227232 eCheck		400.00
3/1/2026	Acct: 99224362 eCheck		400.00
3/1/2026	Acct: 99262993 eCheck		400.00
3/2/2026	Acct: 99224471 eCheck		400.00
3/2/2026	Lockbox - Klik ACH		4,000.00
3/2/2026	Lockbox - Klik Check		350.00
3/3/2026	Acct: 99247274 eCheck		400.00
3/3/2026	Lockbox - Klik Check		1,600.00
3/3/2026	Lockbox - Klik ACH		1,600.00
3/4/2026	Acct: 99237859 eCheck		400.00
3/4/2026	Lockbox - Klik Check		2,800.00
3/4/2026	Lockbox - Klik ACH		2,800.00
3/5/2026	Acct: 99224336 ACH	ACH	400.00
3/5/2026	Acct: 99225468 ACH	ACH	400.00
3/5/2026	Acct: 99224349 ACH	ACH	400.00
3/5/2026	Acct: 99225775 ACH	ACH	400.00
3/5/2026	Acct: 99224358 ACH	ACH	400.00
3/5/2026	Acct: 99225863 ACH	ACH	400.00
3/5/2026	Acct: 99224363 ACH	ACH	400.00
3/5/2026	Acct: 99225990 ACH	ACH	400.00
3/5/2026	Acct: 99224370 ACH	ACH	400.00
3/5/2026	Acct: 99227181 ACH	ACH	400.00
3/5/2026	Acct: 99224372 ACH	ACH	400.00
3/5/2026	Acct: 99227353 ACH	ACH	400.00
3/5/2026	Acct: 99224378 ACH	ACH	400.00
3/5/2026	Acct: 99229854 ACH	ACH	400.00
3/5/2026	Acct: 99224380 ACH	ACH	400.00
3/5/2026	Acct: 99230534 ACH	ACH	400.00
3/5/2026	Acct: 99224384 ACH	ACH	400.00
3/5/2026	Acct: 99232666 ACH	ACH	400.00
3/5/2026	Acct: 99224386 ACH	ACH	400.00
3/5/2026	Acct: 99236494 ACH	ACH	400.00
3/5/2026	Acct: 99224390 ACH	ACH	400.00
3/5/2026	Acct: 99239397 ACH	ACH	400.00
3/5/2026	Acct: 99224398 ACH	ACH	400.00
3/5/2026	Acct: 99241017 ACH	ACH	400.00
3/5/2026	Acct: 99224399 ACH	ACH	400.00
3/5/2026	Acct: 99242586 ACH	ACH	400.00
3/5/2026	Acct: 99224402 ACH	ACH	400.00
3/5/2026	Acct: 99246194 ACH	ACH	400.00
3/5/2026	Acct: 99224404 ACH	ACH	400.00
3/5/2026	Acct: 99250419 ACH	ACH	400.00

# South Coast Shores Homeowners Association

## Bank Account Reconciliation for Period 3/31/2026

Date	Description	Check No	Amount
3/5/2026	Acct: 99224405 ACH	ACH	400.00
3/5/2026	Acct: 99252481 ACH	ACH	400.00
3/5/2026	Acct: 99224407 ACH	ACH	400.00
3/5/2026	Acct: 99224408 ACH	ACH	400.00
3/5/2026	Acct: 99252880 ACH	ACH	400.00
3/5/2026	Acct: 99224409 ACH	ACH	400.00
3/5/2026	Acct: 99254489 ACH	ACH	560.00
3/5/2026	Acct: 99224413 ACH	ACH	400.00
3/5/2026	Acct: 99254858 ACH	ACH	400.00
3/5/2026	Acct: 99224414 ACH	ACH	400.00
3/5/2026	Acct: 99257699 ACH	ACH	400.00
3/5/2026	Acct: 99224416 ACH	ACH	400.00
3/5/2026	Acct: 99257933 ACH	ACH	400.00
3/5/2026	Acct: 99224417 ACH	ACH	400.00
3/5/2026	Acct: 99259054 ACH	ACH	400.00
3/5/2026	Acct: 99224421 ACH	ACH	400.00
3/5/2026	Acct: 99259309 ACH	ACH	400.00
3/5/2026	Acct: 99224423 ACH	ACH	400.00
3/5/2026	Acct: 99224426 ACH	ACH	400.00
3/5/2026	Acct: 99263561 ACH	ACH	400.00
3/5/2026	Acct: 99224428 ACH	ACH	400.00
3/5/2026	Acct: 99264827 ACH	ACH	400.00
3/5/2026	Acct: 99224434 ACH	ACH	400.00
3/5/2026	Acct: 99264849 ACH	ACH	400.00
3/5/2026	Acct: 99224435 ACH	ACH	400.00
3/5/2026	Acct: 99224440 ACH	ACH	400.00
3/5/2026	Acct: 99224443 ACH	ACH	400.00
3/5/2026	Acct: 99224445 ACH	ACH	400.00
3/5/2026	Acct: 99224448 ACH	ACH	400.00
3/5/2026	Acct: 99224449 ACH	ACH	400.00
3/5/2026	Acct: 99224453 ACH	ACH	400.00
3/5/2026	Acct: 99224463 ACH	ACH	400.00
3/5/2026	Acct: 99224468 ACH	ACH	400.00
3/5/2026	Acct: 99224473 ACH	ACH	400.00
3/5/2026	Acct: 99224478 ACH	ACH	400.00
3/5/2026	Acct: 99224487 ACH	ACH	400.00
3/5/2026	Acct: 99224491 ACH	ACH	400.00
3/5/2026	Acct: 99224492 ACH	ACH	400.00
3/5/2026	Acct: 99224497 ACH	ACH	400.00
3/5/2026	Acct: 99224500 ACH	ACH	400.00
3/5/2026	Acct: 99224512 ACH	ACH	400.00
3/5/2026	Acct: 99224517 ACH	ACH	400.00

# South Coast Shores Homeowners Association

## Bank Account Reconciliation for Period 3/31/2026

Date	Description	Check No	Amount
3/5/2026	Acct: 99224520 ACH	ACH	400.00
3/5/2026	Acct: 99224524 ACH	ACH	400.00
3/5/2026	Acct: 99224531 ACH	ACH	400.00
3/5/2026	Acct: 99224273 ACH	ACH	400.00
3/5/2026	Acct: 99224533 ACH	ACH	400.00
3/5/2026	Acct: 99224284 ACH	ACH	400.00
3/5/2026	Acct: 99224543 ACH	ACH	400.00
3/5/2026	Acct: 99224290 ACH	ACH	400.00
3/5/2026	Acct: 99224548 ACH	ACH	400.00
3/5/2026	Acct: 99224296 ACH	ACH	400.00
3/5/2026	Acct: 99224549 ACH	ACH	400.00
3/5/2026	Acct: 99224563 ACH	ACH	400.00
3/5/2026	Acct: 99224569 ACH	ACH	400.00
3/5/2026	Acct: 99224300 ACH	ACH	400.00
3/5/2026	Acct: 99224574 ACH	ACH	400.00
3/5/2026	Acct: 99224308 ACH	ACH	400.00
3/5/2026	Acct: 99224575 ACH	ACH	400.00
3/5/2026	Acct: 99224319 ACH	ACH	400.00
3/5/2026	Acct: 99224589 ACH	ACH	400.00
3/5/2026	Acct: 99224323 ACH	ACH	400.00
3/5/2026	Acct: 99224592 ACH	ACH	400.00
3/5/2026	Acct: 99224595 ACH	ACH	400.00
3/5/2026	Acct: 99224330 ACH	ACH	400.00
3/5/2026	Acct: 99224599 ACH	ACH	400.00
3/5/2026	Acct: 99224335 ACH	ACH	400.00
3/5/2026	Acct: 99224612 ACH	ACH	400.00
3/5/2026	Acct: 99224662 ACH	ACH	400.00
3/5/2026	Acct: 99224666 ACH	ACH	400.00
3/5/2026	Acct: 99228677 eCheck		400.00
3/5/2026	Acct: 99224306 eCheck		400.00
3/5/2026	Lockbox - Klik Check		1,210.00
3/5/2026	Lockbox - Klik ACH		800.00
3/6/2026	Acct: 99224410 CC		400.00
3/6/2026	Lockbox - Klik ACH		800.00
3/7/2026	Acct: 99224357 eCheck		400.00
3/8/2026	Acct: 99261962 CC		402.00
3/8/2026	Acct: 99224383 eCheck		400.00
3/9/2026	Lockbox - Klik Check		400.00
3/9/2026	Lockbox - Klik ACH		800.00
3/10/2026	Lockbox - Klik ACH		800.00
3/11/2026	Lockbox - Klik Check		1,600.00
3/11/2026	Lockbox - Klik ACH		400.00

# South Coast Shores Homeowners Association

## Bank Account Reconciliation for Period 3/31/2026

Date	Description	Check No	Amount
3/12/2026	Lockbox - Klik ACH		1,200.00
3/13/2026	Lockbox - Klik ACH		400.00
3/15/2026	Acct: 99224279 eCheck		400.00
3/15/2026	Acct: 99224588 eCheck		400.00
3/16/2026	Lockbox - Klik Check		400.00
3/20/2026	Acct: 99224429 eCheck		400.00
3/23/2026	Lockbox - Klik Check		800.00
3/25/2026	Lockbox - Klik Check		400.00
3/26/2026	Lockbox - Klik ACH		400.00
3/27/2026	Lockbox - Klik Check		70.00
3/27/2026	Lockbox - Klik ACH		400.00
3/28/2026	Acct: 99254461 eCheck		400.00
3/30/2026	Lockbox - Klik Check		1,200.00
3/30/2026	Lockbox - Klik ACH		1,200.00
3/31/2026	Lockbox - Klik Check		1,500.00
3/31/2026	Lockbox - Klik ACH		400.00
2/4/2026	Foresight Financial Services of California	2893	-45.00
2/18/2026	RELENTLESS LAND CARE	2905	-150.00
2/18/2026	RELENTLESS LAND CARE	2905	-450.00
2/18/2026	RELENTLESS LAND CARE	2905	-248.00
2/18/2026	RELENTLESS LAND CARE	2905	-273.00
2/18/2026	RELENTLESS LAND CARE	2905	-185.00
2/26/2026	Best Pool Service Llc	2907	-62.50
3/1/2026	Optimum Community Management, LLC.	ACH	-3,324.00
3/6/2026	City of Santa Ana - Monthly Water		-492.64
3/9/2026	Acct: 99254489 ACH ...9576		-560.00
3/11/2026	RELENTLESS LAND CARE	2908	-21.00
3/11/2026	Personal Touch Cleaning And Maintenance Inc	ACH	-103.05
3/11/2026	Best Pool Service Llc	2909	-512.50
3/11/2026	RELENTLESS LAND CARE	2908	-145.00
3/11/2026	Best Pool Service Llc	2909	-512.50
3/11/2026	Personal Touch Cleaning And Maintenance Inc	2910	-969.92
3/11/2026	RELENTLESS LAND CARE	2908	-250.00
3/11/2026	Financial Agent, Federal Tax Deposit Processing		-1,583.00
3/11/2026	RELENTLESS LAND CARE	2908	-1,100.00
3/11/2026	RELENTLESS LAND CARE	2908	-16,540.21
3/11/2026	Newport Exterminating	2911	-350.00
3/11/2026	RELENTLESS LAND CARE	2908	-120.00
3/11/2026	RELENTLESS LAND CARE	2908	-1,371.50
3/11/2026	RELENTLESS LAND CARE	2908	-1,356.00
3/11/2026	Water Systems Maintenance, Inc.	2912	-1,985.00
3/13/2026	SoCal Gas - Monthly Gas		-645.63

# South Coast Shores Homeowners Association

## Bank Account Reconciliation for Period 3/31/2026

Date	Description	Check No	Amount
3/16/2026	Transfer to Pacific Premier Bank MMA		-11,250.00
3/16/2026	SCE - Monthly Electric - 700132505579		-3,376.27
3/16/2026	Acct: 99254489 ACH Plan...9576		-1,200.00
3/17/2026	Doorking Inc. - Monthly Telephone		-199.80
3/18/2026	Best Pool Service Llc	2915	-252.07
3/25/2026	Optimum Community Management, LLC.	ACH	-1,670.35
3/25/2026	Tree Pros, Inc.	2919	-19,369.00
3/25/2026	Tri-Star Construction And Restoration Services, Inc	2920	-3,950.00
3/25/2026	Best Pool Service Llc	2924	-125.00
3/26/2026	Republic Services		-16,255.84
<b>Total Columbia Op</b>			<b>-13,311.78</b>

### Alliance Association Bank

3/1/2026	March Interest		321.25
<b>Total Alliance Association Bank</b>			<b>321.25</b>

### Charles Schwab

3/1/2026	March Interest		15.86
3/31/2026	Charles Schwab - US Treasury Money		-15.86
<b>Total Charles Schwab</b>			<b>0.00</b>

### Columbia MMA

3/16/2026	Transfer from Pacific Premier Bank Op		11,250.00
3/31/2026	March Interest		56.45
<b>Total Columbia MMA</b>			<b>11,306.45</b>

### FCB CD

3/31/2026	CD Purchase		58,784.21
3/31/2026	Beginning Balance		0.00
<b>Total FCB CD</b>			<b>58,784.21</b>

### FCB MMA

3/1/2026	March Interest		23.41
<b>Total FCB MMA</b>			<b>23.41</b>

### First Foundation Bank

3/1/2026	March Interest		147.46
----------	----------------	--	--------

# South Coast Shores Homeowners Association

## Bank Account Reconciliation for Period 3/31/2026

---

---

Date	Description	Check No	Amount
3/1/2026	March Interest		81.46
		<b>Total First Foundation Bank</b>	<b>228.92</b>

Customer Service:  
1-866-486-7782

SOUTH COAST SHORES HOMEOWNERS  
OPTIMUM COMMUNITY MANAGEMENT LLC  
230 COMMERCE SUITE 250  
IRVINE CA 92602-1338

Last statement: February 28, 2026  
This statement: March 31, 2026

### HOA CHECKING

Account number	XXXXXX0834	Beginning balance	\$247,013.31
Low balance	\$233,701.53	Deposits/Additions	\$77,692.00
Average balance	\$276,317.25	Withdrawals/Subtractions	\$91,003.78
Interest earned	\$0.00	Ending balance	\$233,701.53

### Other Deposits/ Additions

<u>Date</u>	<u>Description</u>	<u>Additions</u>
03-02	Lockbox Deposit	350.00
03-03	Lockbox Deposit	1,600.00
03-04	Lockbox Deposit	2,800.00
03-05	Lockbox Deposit	1,210.00
03-09	Lockbox Deposit	400.00
03-11	Lockbox Deposit	1,600.00
03-16	Lockbox Deposit	400.00
03-23	Lockbox Deposit	800.00
03-25	Lockbox Deposit	400.00
03-27	Lockbox Deposit	70.00
03-30	Lockbox Deposit	1,200.00
03-31	Lockbox Deposit	1,500.00
<b>Total Other Deposits/ Additions</b>		<b>\$12,330.00</b>

### ACH and Electronic Payments/Subtractions

<u>Date</u>	<u>Description</u>	<u>Subtractions</u>
03-03	ACH Debit South Coast Shor Rtn Item 1952930418 Cb_chargeback For Returned Originate D Debits	1,200.00
03-04	ACH Debit South Coast Shor Invoice X6474586 20260304	3,324.00
03-06	ACH Debit City Of Santaana Utility 2240569 20260306	492.64
03-09	ACH Debit South Coast Shor Rtn Item 1952930418 Cb_chargeback For Returned Originate D Debits	560.00
03-10	ACH Debit IRS Usataxpymt 220646923228479 20260310	1,583.00
03-13	ACH Debit South Coast Shor Invoice X6470118 20260313	103.05
03-13	ACH Debit Socalgas Simplepay 20260313	645.63





<u>Date</u>	<u>Description</u>	<u>Additions</u>
03-06	ACH Credit South Coast Shor Ownerdraft 20260306	400.00
03-06	ACH Credit South Coast Shor Ownerdraft 20260306	400.00
03-09	ACH Credit Paylease.Com Credit 468623975 20260309	400.00
03-09	ACH Credit 9000005993 Catch Cr F1s1nfm0 20260307	800.00
03-10	ACH Credit 9000005993 Catch Cr F1x2z77u 20260310	800.00
03-10	ACH Credit Paylease.Com Settlement 000026487598594 20260310	800.00
03-10	ACH Credit Paylease.Com Credit 468866025 20260310	402.00
03-11	ACH Credit 9000005993 Catch Cr F1yhjwmg 20260311	400.00
03-12	ACH Credit 9000005993 Catch Cr F1zv3zn7 20260312	1,200.00
03-13	ACH Credit 9000005993 Catch Cr F216kg6k 20260313	400.00
03-17	ACH Credit Paylease.Com Settlement 000026537674154 20260317	800.00
03-23	ACH Credit Paylease.Com Settlement 000026571960678 20260323	400.00
03-26	ACH Credit 9000005993 Catch Cr F2lzwpr7 20260326	400.00
03-27	ACH Credit 9000005993 Catch Cr F2nfdlnf 20260327	400.00
03-30	ACH Credit 9000005993 Catch Cr F2pym657 20260328	1,200.00
03-31	ACH Credit Paylease.Com Settlement 000026631575342 20260331	400.00
03-31	ACH Credit 9000005993 Catch Cr F2v1h93d 20260331	400.00
<b>Total ACH and Electronic Deposits/Additions</b>		<b>\$65,362.00</b>

**Other Withdrawals/Subtractions**

<u>Date</u>	<u>Description</u>	<u>Subtractions</u>
03-16	Online Bnkg Trsfr Db Ref 0750900I Funds Transfer To Dep Xxxxxx1195 From Uapibk	11,250.00
<b>Total Other Withdrawals/Subtractions</b>		<b>\$11,250.00</b>

**Daily Balances**

<u>Date</u>	<u>Amount</u>	<u>Date</u>	<u>Amount</u>	<u>Date</u>	<u>Amount</u>
02-28	247,013.31	03-11	307,513.17	03-23	274,351.66
03-02	252,563.31	03-12	308,713.17	03-24	273,749.59
03-03	257,700.81	03-13	308,364.49	03-25	253,245.88
03-04	260,376.81	03-16	276,531.38	03-26	253,645.88
03-05	262,786.81	03-17	276,106.58	03-27	254,115.88
03-06	304,054.17	03-18	274,121.58	03-30	250,895.53
03-09	305,094.17	03-19	273,151.66	03-31	233,701.53
03-10	305,513.17				

**Overdraft Fee Summary**

	<b>Total For This Period</b>	<b>Total Year-to-Date</b>
<b>Total Overdraft Fees</b>	\$0.00	\$0.00
<b>Total Returned Item Fees</b>	\$0.00	\$0.00

**Checks**

<u>Check #</u>	<u>Amount</u>	<u>Date</u>	<u>Check #</u>	<u>Amount</u>	<u>Date</u>
2893	\$45.00	03-16	2911	\$350.00	03-24
*2905	\$1,306.00	03-16	2912	\$1,985.00	03-18
*2907	\$62.50	03-03	*2915	\$252.07	03-24
2908	\$20,903.71	03-25	*2919	\$19,369.00	03-31
2909	\$1,025.00	03-17	2920	\$3,950.00	03-30
2910	\$969.92	03-19	*2924	\$125.00	03-31

(\* Skip in check sequence, R-Check has been returned, + Electronified check))

Total Checks paid: 12 for **-\$50,343.20**

Customer Service:  
1-866-486-7782

SOUTH COAST SHORES HOMEOWNERS  
OPTIMUM COMMUNITY MANAGEMENT LLC  
230 COMMERCE SUITE 250  
IRVINE CA 92602-1338

Last statement: February 28, 2026  
This statement: March 31, 2026

**HOA MONEY MARKET**

Account number	XXXXXX1195	Beginning balance	\$184,088.81
Low balance	\$184,088.81	Additions/Deposits	\$11,306.45
Average balance	\$189,895.26	Withdrawals/Subtractions	\$0.00
Interest paid year to date	\$155.97	Ending balance	\$195,395.26
Interest earned	\$56.45		

**Other Deposits/ Additions**

<u>Date</u>	<u>Description</u>	<u>Additions</u>
03-16	Online Bnkg Trsfr Cr Ref 0750900I Funds Transfer Frm Dep Xxxxxx0834 From Uapibk	11,250.00
03-31	Interest Credit	56.45
<b>Total Other Deposits/ Additions</b>		<b>\$11,306.45</b>

**Daily Balances**

<u>Date</u>	<u>Balance</u>	<u>Date</u>	<u>Balance</u>	<u>Date</u>	<u>Balance</u>
02-28	184,088.81	03-16	195,338.81	03-31	195,395.26

**Interest Information**

Annual percentage yield earned	.35%
Interest-bearing days	31
Average balance for APY	\$189,895.26
Interest earned	\$56.45
Interest paid year to date	\$155.97
Statement period	03/01 to 03/31

**Overdraft Fee Summary**

	<b>Total For This Period</b>	<b>Total Year-to-Date</b>
<b>Total Overdraft Fees</b>	\$0.00	\$0.00
<b>Total Returned Item Fees</b>	\$0.00	\$0.00

Checks

(\* Skip in check sequence, R-Check has been returned, + Electronified check))

Total Checks paid: 0 for **-\$0.00**



PO Box 26237 • Las Vegas, NV 89126-0237

Return Service Requested

Last statement: February 28, 2026  
This statement: March 31, 2026  
Total days in statement period: 31

SOUTH COAST SHORES HOMEOWNERS ASSOC  
C/O OPTIMUM PROFESSIONAL PROPERTY  
COD  
230 COMMERCE SUITE 250  
IRVINE CA 92602-1338

Page 1  
XXXXXX2689  
( 0)

Direct inquiries to:  
888-734-4567

Alliance Association Banking  
3075 W. Ray Road, FL 4  
Chandler AZ 85226

---

**THANK YOU FOR BANKING WITH US!**

---

**AAB CD**

Account number	XXXXXX2689
Total principal	\$108,253.19
Total current balance	\$108,253.19
Total interest year to date	\$1,029.09

**DAILY ACTIVITY**

<u>Date</u>	<u>Description</u>	<u>Additions</u>	<u>Subtractions</u>	<u>Balance</u>
02-28	Beginning balance			\$107,931.94
03-16	Interest Credit	321.25		108,253.19
03-31	<b>Ending totals</b>	<b>321.25</b>	<b>.00</b>	<b>\$108,253.19</b>

Account	6012017797	SOUTH COAST SHO
---------	------------	-----------------

Main

SOUTH COAST SHORES HOMEOWNERS ASSOCIATION C/O OPTIMUM PROPERTY MGMT INC 230 COMMERCE, STE 250 IRVINE CA 92602		TIN 95 2930418 Date of Birth Email kvos@optimumpm.com Work Phone (714)508-9070 Additional	Interest Earn YTD 261.62 Interest Earn LYR 4,339.66 Earnings Term 1 Months Next Earnings Date 04/14/2026 Maturity Term 12 Months Next Maturity Date 12/14/2026 Interest Rate 0.9950 Earnings Compound Anticipated Earnings 90.27 Current Balance 106,771.11 Accrued Earnings 55.32 Penalty 523.91 Proof/Memo 0.00 Redemption Amt 106,302.52
CIF Comments Location Not Applicable Type 12 Month CD Officer E Sicat Soufi FDIC Eligibility Eligible		Owner Account Type Corporation HOA	

History View History

Date	Maint Date	Description	Amount	Balance	Reference	RBS Reference Account	TC DC	Presented	Basis	Earnings Distr	Tran Date/Time	User
10/14/2020		Opening Deposit	95,157.00	95,157.00		12539169	0 100	10/14/2020	0.00	0.00	10/14/2020 5:35:29 PM	
11/14/2020		Accr Earning Payment	44.46	95,201.46	Added to Acct		0 111		0.00	0.00		
12/14/2020		Accr Earning Payment	43.05	95,244.51	Added to Acct		0 111		0.00	0.00		
01/14/2021		Accr Earning Payment	44.50	95,289.01	Added to Acct		0 111		0.00	0.00		
02/14/2021		Accr Earning Payment	44.52	95,333.53	Added to Acct		0 111		0.00	0.00		
03/14/2021		Accr Earning Payment	40.23	95,373.76	Added to Acct		0 111		0.00	0.00		
04/14/2021		Accr Earning Payment	44.56	95,418.32	Added to Acct		0 111		0.00	0.00		
05/14/2021		Accr Earning Payment	43.14	95,461.46	Added to Acct		0 111		0.00	0.00		
06/14/2021		Accr Earning Payment	44.60	95,506.06	Added to Acct		0 111		0.00	0.00		
07/14/2021		Accr Earning Payment	43.18	95,549.24	Added to Acct		0 111		0.00	0.00		
08/14/2021		Accr Earning Payment	44.64	95,593.88	Added to Acct		0 111		0.00	0.00		
09/14/2021		Accr Earning Payment	44.66	95,638.54	Added to Acct		0 111		0.00	0.00		
10/14/2021		Accr Earning Payment	43.24	95,681.78	Added to Acct		0 111		0.00	0.00		
10/14/2021		Rate Change	0.00	95,681.78	0.5500- 0.2000		0 60		0.00	0.00		
11/14/2021		Accr Earning Payment	16.25	95,698.03	Added to Acct		0 111		0.00	0.00		
12/14/2021		Accr Earning Payment	15.73	95,713.76	Added to Acct		0 111		0.00	0.00		
01/14/2022		Accr Earning Payment	16.26	95,730.02	Added to Acct		0 111		0.00	0.00		
02/14/2022		Accr Earning Payment	16.26	95,746.28	Added to Acct		0 111		0.00	0.00		
03/14/2022		Accr Earning Payment	14.69	95,760.97	Added to Acct		0 111		0.00	0.00		
04/14/2022		Accr Earning Payment	16.27	95,777.24	Added to Acct		0 111		0.00	0.00		
05/14/2022		Accr Earning Payment	15.75	95,792.99	Added to Acct		0 111		0.00	0.00		
06/14/2022		Accr Earning Payment	16.27	95,809.26	Added to Acct		0 111		0.00	0.00		
07/14/2022		Accr Earning Payment	15.75	95,825.01	Added to Acct		0 111		0.00	0.00		
08/14/2022		Accr Earning Payment	16.28	95,841.29	Added to Acct		0 111		0.00	0.00		
09/14/2022		Accr Earning Payment	16.28	95,857.57	Added to Acct		0 111		0.00	0.00		
10/14/2022		Accr Earning Payment	15.76	95,873.33	Added to Acct		0 111		0.00	0.00		
10/14/2022		Rate Change	0.00	95,873.33	0.2000- 1.0000		0 60		0.00	0.00		
11/14/2022		Accr Earning Payment	81.46	95,954.79	Added to Acct		0 111		0.00	0.00		
12/14/2022		Accr Earning Payment	78.90	96,033.69	Added to Acct		0 111		0.00	0.00		
01/14/2023		Accr Earning Payment	81.60	96,115.29	Added to Acct		0 111		0.00	0.00		
02/14/2023		Accr Earning Payment	81.67	96,196.96	Added to Acct		0 111		0.00	0.00		
03/14/2023		Accr Earning Payment	73.82	96,270.78	Added to Acct		0 111		0.00	0.00		
04/14/2023		Accr Earning Payment	81.80	96,352.58	Added to Acct		0 111		0.00	0.00		
05/14/2023		Accr Earning Payment	79.23	96,431.81	Added to Acct		0 111		0.00	0.00		
06/14/2023		Accr Earning Payment	81.93	96,513.74	Added to Acct		0 111		0.00	0.00		
07/14/2023		Accr Earning Payment	79.36	96,593.10	Added to Acct		0 111		0.00	0.00		
08/14/2023		Accr Earning Payment	82.07	96,675.17	Added to Acct		0 111		0.00	0.00		
09/14/2023		Accr Earning Payment	82.14	96,757.31	Added to Acct		0 111		0.00	0.00		
10/14/2023		Accr Earning Payment	79.56	96,836.87	Added to Acct		0 111		0.00	0.00		
10/16/2023		Rate Change	0.00	96,836.87	1.0000- 4.6410		0 60		0.00	0.00		

11/14/2023	Accr Earning Payment	363.04	97,199.91	Added to Acct	0	111	0.00	0.00
12/14/2023	Accr Earning Payment	371.46	97,571.37	Added to Acct	0	111	0.00	0.00
01/14/2024	Accr Earning Payment	385.33	97,956.70	Added to Acct	0	111	0.00	0.00
02/14/2024	Accr Earning Payment	386.85	98,343.55	Added to Acct	0	111	0.00	0.00
03/14/2024	Accr Earning Payment	363.28	98,706.83	Added to Acct	0	111	0.00	0.00
04/14/2024	Accr Earning Payment	389.81	99,096.64	Added to Acct	0	111	0.00	0.00
05/14/2024	Accr Earning Payment	378.70	99,475.34	Added to Acct	0	111	0.00	0.00
06/14/2024	Accr Earning Payment	392.85	99,868.19	Added to Acct	0	111	0.00	0.00
07/14/2024	Accr Earning Payment	381.65	100,249.84	Added to Acct	0	111	0.00	0.00
08/14/2024	Accr Earning Payment	395.91	100,645.75	Added to Acct	0	111	0.00	0.00
09/14/2024	Accr Earning Payment	397.47	101,043.22	Added to Acct	0	111	0.00	0.00
10/14/2024	Accr Earning Payment	386.14	101,429.36	Added to Acct	0	111	0.00	0.00
11/14/2024	Accr Earning Payment	400.56	101,829.92	Added to Acct	0	111	0.00	0.00
11/14/2024	Rate Change	0.00	101,829.92	4.6410— 1.0000	0	60	0.00	0.00
11/15/2024	Rate Change	0.00	101,829.92	1.0000— 4.1600	0	60	0.00	0.00
12/14/2024	Accr Earning Payment	339.91	102,169.83	Added to Acct	0	111	0.00	0.00
01/14/2025	Accr Earning Payment	361.60	102,531.43	Added to Acct	0	111	0.00	0.00
02/14/2025	Accr Earning Payment	362.88	102,894.31	Added to Acct	0	111	0.00	0.00
03/14/2025	Accr Earning Payment	328.87	103,223.18	Added to Acct	0	111	0.00	0.00
04/14/2025	Accr Earning Payment	365.33	103,588.51	Added to Acct	0	111	0.00	0.00
05/14/2025	Accr Earning Payment	354.77	103,943.28	Added to Acct	0	111	0.00	0.00
06/14/2025	Accr Earning Payment	367.88	104,311.16	Added to Acct	0	111	0.00	0.00
07/14/2025	Accr Earning Payment	357.25	104,668.41	Added to Acct	0	111	0.00	0.00
08/14/2025	Accr Earning Payment	370.44	105,038.85	Added to Acct	0	111	0.00	0.00
09/14/2025	Accr Earning Payment	371.75	105,410.60	Added to Acct	0	111	0.00	0.00
10/14/2025	Accr Earning Payment	361.01	105,771.61	Added to Acct	0	111	0.00	0.00
11/14/2025	Accr Earning Payment	374.35	106,145.96	Added to Acct	0	111	0.00	0.00
12/14/2025	Accr Earning Payment	363.53	106,509.49	Added to Acct	0	111	0.00	0.00
12/14/2025	Rate Change	0.00	106,509.49	4.1600— 1.0000	0	60	0.00	0.00
12/14/2025	Rate Change	0.00	106,509.49	1.0000— 0.9950	0	60	0.00	0.00
01/14/2026	Accr Earning Payment	90.04	106,599.53	Added to Acct	0	111	0.00	0.00
02/14/2026	Accr Earning Payment	90.12	106,689.65	Added to Acct	0	111	0.00	0.00
*03/14/2026	Accr Earning Payment	81.46	106,771.11	Added to Acct	0	111	0.00	0.00

Account	6012017973	SOUTH COAST SHO
---------	------------	-----------------

Main

SOUTH COAST SHORES HOMEOWNERS ASSOCIATION C/O OPTIMUM PROPERTY MGMT INC 230 COMMERCE, STE 250 IRVINE CA 92602		TIN 95 2930418 Date of Birth Email kvos@optimumpm.com Work Phone (714)508-9070 Additional	Interest Earn YTD 427.77 Interest Earn LYR 6,416.96 Earnings Term 1 Months Next Earnings Date 05/01/2026 Maturity Term 6 Months Next Maturity Date 05/01/2026 Interest Rate 0.9950 Earnings Compound Anticipated Earnings 147.59 Current Balance 174,573.18 Accrued Earnings 9.52 Penalty 428.30 Proof/Memo 0.00 Redemption Amt 174,154.40
CIF Comments Location Not Applicable Type 6 Month CD Officer E Sicat Soufi FDIC Eligibility Eligible		Owner Account Type Corporation HOA	

History View History

Date	Maint Date	Description	Amount	Balance	Reference	RBS Reference Account	TC DC	Presented	Basis	Earnings Distr	Tran Date/Time	User
12/01/2020		Opening Deposit	155,000.00	155,000.00		12167737	0 100	12/01/2020	0.00	0.00	12/01/2020 5:15:35 PM	
01/01/2021		Accr Earning Payment	72.42	155,072.42	Added to Acct		0 111		0.00	0.00		
02/01/2021		Accr Earning Payment	72.45	155,144.87	Added to Acct		0 111		0.00	0.00		
03/01/2021		Accr Earning Payment	65.47	155,210.34	Added to Acct		0 111		0.00	0.00		
04/01/2021		Accr Earning Payment	72.52	155,282.86	Added to Acct		0 111		0.00	0.00		
05/01/2021		Accr Earning Payment	70.21	155,353.07	Added to Acct		0 111		0.00	0.00		
06/01/2021		Accr Earning Payment	72.59	155,425.66	Added to Acct		0 111		0.00	0.00		
07/01/2021		Accr Earning Payment	70.28	155,495.94	Added to Acct		0 111		0.00	0.00		
08/01/2021		Accr Earning Payment	72.65	155,568.59	Added to Acct		0 111		0.00	0.00		
09/01/2021		Accr Earning Payment	72.69	155,641.28	Added to Acct		0 111		0.00	0.00		
10/01/2021		Accr Earning Payment	70.37	155,711.65	Added to Acct		0 111		0.00	0.00		
11/01/2021		Accr Earning Payment	72.75	155,784.40	Added to Acct		0 111		0.00	0.00		
12/01/2021		Accr Earning Payment	70.44	155,854.84	Added to Acct		0 111		0.00	0.00		
12/01/2021		Rate Change	0.00	155,854.84	0.5500- 0.2000		0 60		0.00	0.00		
01/01/2022		Accr Earning Payment	26.48	155,881.32	Added to Acct		0 111		0.00	0.00		
02/01/2022		Accr Earning Payment	26.48	155,907.80	Added to Acct		0 111		0.00	0.00		
03/01/2022		Accr Earning Payment	23.92	155,931.72	Added to Acct		0 111		0.00	0.00		
04/01/2022		Accr Earning Payment	26.49	155,958.21	Added to Acct		0 111		0.00	0.00		
05/01/2022		Accr Earning Payment	25.64	155,983.85	Added to Acct		0 111		0.00	0.00		
06/01/2022		Accr Earning Payment	26.50	156,010.35	Added to Acct		0 111		0.00	0.00		
07/01/2022		Accr Earning Payment	25.65	156,036.00	Added to Acct		0 111		0.00	0.00		
08/01/2022		Accr Earning Payment	26.51	156,062.51	Added to Acct		0 111		0.00	0.00		
09/01/2022		Accr Earning Payment	26.51	156,089.02	Added to Acct		0 111		0.00	0.00		
10/01/2022		Accr Earning Payment	25.66	156,114.68	Added to Acct		0 111		0.00	0.00		
11/01/2022		Accr Earning Payment	26.52	156,141.20	Added to Acct		0 111		0.00	0.00		
12/01/2022		Accr Earning Payment	25.67	156,166.87	Added to Acct		0 111		0.00	0.00		
12/01/2022		Rate Change	0.00	156,166.87	0.2000- 1.0000		0 60		0.00	0.00		
12/02/2022		Rate Change	0.00	156,166.87	1.0000- 3.6800		0 60		0.00	0.00		
01/01/2023		Accr Earning Payment	477.33	156,644.20	Added to Acct		0 111		0.00	0.00		
02/01/2023		Accr Earning Payment	490.33	157,134.53	Added to Acct		0 111		0.00	0.00		
03/01/2023		Accr Earning Payment	444.20	157,578.73	Added to Acct		0 111		0.00	0.00		
04/01/2023		Accr Earning Payment	493.25	158,071.98	Added to Acct		0 111		0.00	0.00		
05/01/2023		Accr Earning Payment	478.81	158,550.79	Added to Acct		0 111		0.00	0.00		
06/01/2023		Accr Earning Payment	496.30	159,047.09	Added to Acct		0 111		0.00	0.00		
07/01/2023		Accr Earning Payment	481.77	159,528.86	Added to Acct		0 111		0.00	0.00		
08/01/2023		Accr Earning Payment	499.36	160,028.22	Added to Acct		0 111		0.00	0.00		
09/01/2023		Accr Earning Payment	500.92	160,529.14	Added to Acct		0 111		0.00	0.00		
10/01/2023		Accr Earning Payment	486.26	161,015.40	Added to Acct		0 111		0.00	0.00		
11/01/2023		Accr Earning Payment	504.01	161,519.41	Added to Acct		0 111		0.00	0.00		
12/01/2023		Accr Earning Payment	489.26	162,008.67	Added to Acct		0 111		0.00	0.00		

01/01/2024	Accr Earning Payment	507.12	162,515.79	Added to Acct	0	111	0.00	0.00
01/01/2024	Rate Change	0.00	162,515.79	3.6800— 1.0000	0	60	0.00	0.00
01/01/2024	Rate Change	0.00	162,515.79	1.0000— 3.4400	0	60	0.00	0.00
02/01/2024	Accr Earning Payment	475.49	162,991.28	Added to Acct	0	111	0.00	0.00
03/01/2024	Accr Earning Payment	446.07	163,437.35	Added to Acct	0	111	0.00	0.00
04/01/2024	Accr Earning Payment	478.18	163,915.53	Added to Acct	0	111	0.00	0.00
05/01/2024	Accr Earning Payment	464.09	164,379.62	Added to Acct	0	111	0.00	0.00
06/01/2024	Accr Earning Payment	480.94	164,860.56	Added to Acct	0	111	0.00	0.00
07/01/2024	Accr Earning Payment	466.76	165,327.32	Added to Acct	0	111	0.00	0.00
08/01/2024	Accr Earning Payment	483.71	165,811.03	Added to Acct	0	111	0.00	0.00
09/01/2024	Accr Earning Payment	485.13	166,296.16	Added to Acct	0	111	0.00	0.00
10/01/2024	Accr Earning Payment	470.83	166,766.99	Added to Acct	0	111	0.00	0.00
11/01/2024	Accr Earning Payment	487.92	167,254.91	Added to Acct	0	111	0.00	0.00
12/01/2024	Accr Earning Payment	473.54	167,728.45	Added to Acct	0	111	0.00	0.00
01/01/2025	Accr Earning Payment	490.74	168,219.19	Added to Acct	0	111	0.00	0.00
02/01/2025	Accr Earning Payment	492.17	168,711.36	Added to Acct	0	111	0.00	0.00
02/01/2025	Rate Change	0.00	168,711.36	3.4400— 1.0000	0	60	0.00	0.00
02/04/2025	Rate Change	0.00	168,711.36	1.0000— 4.0200	0	60	0.00	0.00
02/04/2025	Accrued Credit Adj	41.88	168,711.36	Backdated int. 2/1/25—2/3/25	0	178	0.00	0.00 02/04/2025 5:01:56 PM
02/28/2025	Accr Earning Payment	502.41	169,213.77	Added to Acct	0	111	0.00	0.00
03/31/2025	Accr Earning Payment	578.69	169,792.46	Added to Acct	0	111	0.00	0.00
04/30/2025	Accr Earning Payment	561.91	170,354.37	Added to Acct	0	111	0.00	0.00
05/31/2025	Accr Earning Payment	582.59	170,936.96	Added to Acct	0	111	0.00	0.00
06/30/2025	Accr Earning Payment	565.70	171,502.66	Added to Acct	0	111	0.00	0.00
07/31/2025	Accr Earning Payment	586.52	172,089.18	Added to Acct	0	111	0.00	0.00
08/31/2025	Accr Earning Payment	588.53	172,677.71	Added to Acct	0	111	0.00	0.00
09/30/2025	Accr Earning Payment	571.46	173,249.17	Added to Acct	0	111	0.00	0.00
11/01/2025	Accr Earning Payment	611.64	173,860.81	Added to Acct	0	111	0.00	0.00
11/01/2025	Rate Change	0.00	173,860.81	4.0200— 1.0000	0	60	0.00	0.00
11/01/2025	Rate Change	0.00	173,860.81	1.0000— 0.9950	0	60	0.00	0.00
11/30/2025	Accr Earning Payment	137.50	173,998.31	Added to Acct	0	111	0.00	0.00
12/31/2025	Accr Earning Payment	147.10	174,145.41	Added to Acct	0	111	0.00	0.00
01/31/2026	Accr Earning Payment	147.23	174,292.64	Added to Acct	0	111	0.00	0.00
02/28/2026	Accr Earning Payment	133.08	174,425.72	Added to Acct	0	111	0.00	0.00
*03/31/2026	Accr Earning Payment	147.46	174,573.18	Added to Acct	0	111	0.00	0.00



Schwab One® Account of

SOUTH COAST SHORES HOMEOWNERS

Account Number  
4340-4868

Statement Period  
March 1-31, 2026



## Account Summary

Ending Account Value as of 03/31	Beginning Account Value as of 03/01
<b>\$128,066.59</b>	<b>\$127,781.67</b>

	This Statement	YTD
Beginning Account Value	<b>\$127,781.67</b>	\$127,445.86
Deposits	<b>0.00</b>	0.00
Withdrawals	<b>0.00</b>	0.00
Dividends and Interest	<b>15.86</b>	47.04
Market Appreciation/(Depreciation)	<b>269.06</b>	836.01
Expenses	<b>0.00</b>	(262.32)
<b>Ending Account Value</b>	<b>\$128,066.59</b>	<b>\$128,066.59</b>
Pending Dividends and Accrued Interest <sup>d</sup>	<b>309.19</b>	
<b>Total Estimated Value <sup>d</sup></b>	<b>\$128,375.78</b>	

Ending Account Value reflects the market value of your cash and investments. It does not include pending transactions, accrued interest, unpriced securities or assets held outside Schwab's custody.

## Gain or (Loss) Summary

	Short-Term <sup>(ST)</sup>			Long-Term <sup>(LT)</sup>		
	Gain	(Loss)	Net	Gain	(Loss)	Net
This Period	0.00	0.00	0.00	0.00	0.00	0.00
YTD			0.00			0.00
<b>Unrealized</b>						<b>\$2,408.68 <sup>b</sup></b>

Values may not reflect all of your gains/losses and may be rounded up to the nearest dollar; Schwab has provided accurate gain and loss information wherever possible for most investments. Cost basis may be incomplete or unavailable for some of your holdings and may change or be adjusted in certain cases. Please login to your account at Schwab.com for real-time gain/loss information. Statement information should not be used for tax preparation, instead refer to official tax documents. For additional information refer to Terms and Conditions.

### Your Independent Investment Manager and/or Advisor

CAPITAL CS GROUP LLC  
15375 BARRANCA PKWY  
STE G110  
IRVINE CA 92618  
1 (844) 390-2797

The custodian of your brokerage account is: Charles Schwab & Co., Inc. Member SIPC. Your independent Investment Advisor is not affiliated with or an agent of Schwab and Schwab does not supervise or endorse your Advisor.

### Online Assistance

Visit us online at [schwaballiance.com](https://schwaballiance.com)

Visit [schwab.com/stmt](https://schwab.com/stmt) to explore the features and benefits of this statement.

### Time to go digital

Sign up for paperless at [schwab.com/gp](https://schwab.com/gp)

03/31-83153-AC108-REG27709-211REG99377-112REG91216-184

SOUTH COAST SHORES HOMEOWNERS  
230 COMMERCE STE 250  
IRVINE CA 92602-1338



Schwab One® Account of

SOUTH COAST SHORES HOMEOWNERS

Account Number  
\*\*\*\*-\*868

Statement Period  
March 1-31, 2026



### Asset Allocation

	This Period	Current Allocation
Cash and Cash Investments	5,696.01	4%
Fixed Income	122,370.58	96%
<b>Total</b>	<b>\$128,066.59</b>	<b>100%</b>

### Income Summary

Federal Tax Status	This Period		YTD	
	Tax-Exempt	Taxable	Tax-Exempt	Taxable
Cash Dividends	0.00	15.86	0.00	47.04
<b>Total Income</b>	<b>\$0.00</b>	<b>\$15.86</b>	<b>\$0.00</b>	<b>\$47.04</b>

### Top Account Holdings This Period

SYMBOL CUSIP	Description	Market Value	% of Accounts
91282CCF6	US TREASUR NT	122,370.58	96%
SNSXX	SCHWAB US TREASURY MONEY	5,696.01	4%

### A Message About Your Account

#### Statement of Financial Condition

The most recent statement of financial condition for Charles Schwab & Co., Inc. (CS&Co) may be obtained at no cost, via the Internet at <http://www.schwab.com/legal/financials> or by contacting CS&Co at 1-800-435-4000. If you are a client of an independent investment advisor, contact Schwab Alliance at 1-800-515-2157. International clients, please call us at +1-415-667-7870 and Charles Schwab Hong Kong clients, please call +852-2101-0500. At December 31, 2025, CS&Co had net capital and a net capital requirement of \$13.2 billion and \$2.6 billion, respectively. A copy of the report may be requested via: Investor Relations, 3000 Schwab Way, Westlake, TX 76262. Independent investment advisors are not owned by, affiliated with, or supervised by CS&Co.

### Positions - Summary

Beginning Value as of 03/01	+	Transfer of Securities(In/Out)	+	Dividends Reinvested	+	Cash Activity	+	Change in Market Value	=	Ending Value as of 03/31	Cost Basis	Unrealized Gain/(Loss)
\$127,781.67		\$0.00		(\$15.86)		\$15.86		\$284.92		<b>\$128,066.59</b>	\$119,961.90	\$2,408.68 <sup>b</sup>

Values may not reflect all of your gains/losses; Schwab has provided accurate gain and loss information wherever possible for most investments. Cost basis may be incomplete or unavailable for some of your holdings and may change or be adjusted in certain cases. Statement information should not be used for tax preparation, instead refer to official tax documents. For additional information refer to Terms and Conditions.



Schwab One® Account of

SOUTH COAST SHORES HOMEOWNERS

Account Number  
\*\*\*\*-\*868

Statement Period  
March 1-31, 2026



## Cash and Cash Investments

Type	Symbol	Description	Quantity	Price(\$)	Beginning Balance(\$)	Ending Balance(\$)	Change in Period Balance(\$)	Pending/Unsettled Cash(\$)	Interest/Yield Rate	% of Acct
Money Fund (Non-Sweep)	SNSXX	Schwab US Treasury Money <sup>o</sup>	5,696.0100	1.0000	5,680.15	5,696.01	15.86			4%
<b>Total Cash and Cash Investments</b>					<b>\$5,680.15</b>	<b>\$5,696.01</b>	<b>\$15.86</b>			<b>4%</b>

## Positions - Fixed Income

Symbol/CUSIP	Description	Coupon	Maturity Date	Quantity/Par	Price(\$)	Market Value(\$)	Adj Cost Basis/Orig Cost Basis(\$)	Unrealized Gain/(Loss)(\$) <sup>b</sup>	Yield to Maturity	Est. Annual Income(\$)	Accrued Interest(\$)	% of Acct
91282CCF6	US TREASUR NT	0.75%	05/31/26	123,000.0000	99.48828	122,370.58	119,961.90 119,961.90	2,408.68	4.03%	922.50	309.19	96%
<b>Total Fixed Income</b>				<b>123,000.0000</b>		<b>\$122,370.58</b>		<b>\$2,408.68</b>		<b>\$922.50</b>	<b>\$309.19</b>	<b>96%</b>
<b>Total Adj Cost Basis</b>		<b>\$119,961.90</b>										
<b>Total Orig Cost Basis</b>		<b>\$119,961.90</b>										

Accrued Interest represents the interest that would be received if the fixed income investment was sold prior to the coupon payment.

Yield to Maturity is the annualized rate of return earned if held until maturity date.

Estimated Annual Income ("EAI") and Estimated Yield ("EY") calculations are for informational purposes only and are derived from information provided by outside parties. Schwab cannot guarantee the accuracy of such information. Since the interest and dividends are subject to change at any time, they should not be relied upon exclusively for making investment decisions. The actual income and yield might be lower or higher than the estimated amounts. EY is based upon EAI and the current price of the security and will fluctuate. For certain types of securities, the calculations could include a return of principal or capital gains in which case EAI and EY would be overstated. EY and EAI are not promptly updated to reflect when an issuer has missed a regular payment or announced changes to future payments, in which case EAI and EY will continue to display at a prior rate.

Total Adj Cost Basis and Total Orig Cost Basis are the sums of the individual positions held, which may be incomplete or unavailable.

## Transactions - Summary

Beginning Cash* as of 03/01	+	Deposits	+	Withdrawals	+	Purchases	+	Sales/Redemptions	+	Dividends/Interest	+	Expenses	=	Ending Cash* as of 03/31
\$0.00		\$0.00		\$0.00		(\$15.86)		\$0.00		\$15.86		\$0.00		\$0.00

Other Activity **\$0.00**

Other activity includes transactions which don't affect the cash balance such as stock transfers, splits, etc.

\*Cash (includes any cash debit balance) held in your account plus the value of any cash invested in a sweep money fund.



### Transaction Details

Date	Category	Action	Symbol/CUSIP	Description	Quantity	Price/Rate per Share(\$)	Charges/Interest(\$)	Amount(\$)	Realized Gain/(Loss)(\$)
03/31	Purchase	Reinvested Shares	SNSXX	Schwab US Treasury Money Investor	15.8600	1.0000		(15.86)	
	Dividend	Div For Reinvest	SNSXX	Schwab US Treasury Money Investor				15.86	
<b>Total Transactions</b>								<b>\$0.00</b>	

Date column represents the Settlement/Process date for each transaction.

### Bank Sweep Activity

Date	Description	Amount	Date	Description	Amount	Date	Description	Amount
03/01	Beginning Balance <sup>x,z</sup>	\$0.00	03/31	Ending Balance <sup>x,z</sup>	\$0.00	03/31	Interest Rate <sup>* z</sup>	0.01%

\* Your interest period was 02/16/26 - 03/15/26. <sup>z</sup>

### Endnotes For Your Account

- ◇ Dividends paid on this security will be automatically reinvested.
- b When available, Adjusted Cost Basis values are used in Gain or (Loss) calculations.
- d Pending dividends and accrued interest reflects the sum of the total pending dividends and/or accrued interest on positions held in your account, but the dividends and/or interest have not been received into your account. Schwab makes no representation the amounts shown will be received. These amounts are not covered by SIPC account protection until received and held in the account.
- X Bank Sweep deposits are held at one or more FDIC-insured Program Banks. Charles Schwab & Co., Inc. is not an FDIC-insured bank and deposit insurance covers the failure of an insured bank. Certain conditions must be satisfied for FDIC insurance coverage to apply. Please review the Cash Features Program Disclosure Statement for a list of the Program Banks at [schwab.com/cashfeaturesdisclosure](http://schwab.com/cashfeaturesdisclosure).
- Z For the Bank Sweep and Bank Sweep for Benefit Plans features, interest is paid for a period that differs from the Statement Period. Balances include interest paid as indicated on your statement by Schwab or one or more of its Program Banks. These balances do not include interest that may have accrued during the Statement Period after interest is paid. The interest paid may include interest that accrued in the prior Statement Period.

### Terms and Conditions

**GENERAL INFORMATION AND KEY TERMS:** This Account statement is furnished solely by Charles Schwab & Co., Inc. ("Schwab") for your Account at Schwab ("Account"). Unless otherwise defined herein, capitalized terms have the same meanings as in your Account Agreement. If you receive any other communication from any source other than Schwab which purports to represent your holdings at Schwab (including balances held at a Depository Institution) you should verify its content with this statement.

**Accrued Income:** Accrued Income is the sum of the total accrued interest and/or accrued dividends on positions held in your Account, but the interest and/or dividends have not been received into your Account. Schwab makes no representation that the amounts shown (or any other amount) will be received. Accrued

amounts are not covered by SIPC account protection until actually received and held in the Account. **AIP (Automatic Investment Plan) Customers:** Schwab receives remuneration in connection with certain transactions effected through Schwab. If you participate in a systematic investment program through Schwab, the additional information normally detailed on a trade confirmation will be provided upon request.

**Average Daily Balance:** Average daily composite of all cash balances that earn interest and all loans from Schwab that are charged interest. **Bank Sweep and Bank Sweep for Benefit Plans Features:** Schwab acts as your agent and custodian in establishing and maintaining your Deposit Account(s) as a feature of your brokerage Account(s). Deposit accounts held through these bank sweep features constitute direct



## Terms and Conditions (continued)

obligations of one or more FDIC insured banks ("Program Banks") that are not obligations of Schwab. Funds swept to Program Banks are eligible for deposit insurance from the FDIC up to the applicable limits for each bank for funds held in the same insurable capacity. The balance in the Deposit Accounts can be withdrawn on your order and the proceeds returned to your brokerage Account or remitted to you as provided in your Account Agreement. For information on FDIC insurance and its limits, as well as other important disclosures about the bank sweep feature(s) in your Account(s), please refer to the Cash Features Disclosure Statement available online or from a Schwab representative. **Cash:** Any Free Credit Balance owed by us to you payable upon demand which, although accounted for on our books of record, is not segregated and may be used in the conduct of this firm's business. **Dividend Reinvestment Customers:** Dividend reinvestment transactions were effected by Schwab acting as a principal for its own account, except for the reinvestment of Schwab dividends, for which an independent broker-dealer acted as the buying agent. Further information on these transactions will be furnished upon written request. **Gain (or Loss):** Unrealized Gain or (Loss) and Realized Gain or (Loss) sections ("Gain/Loss Section(s)") contain a gain or a loss summary of your Account. This information has been provided on this statement at the request of your Advisor, if applicable. This information is not a solicitation or a recommendation to buy or sell. **Schwab does not provide tax advice and encourages you to consult with your tax professional. Please view the Cost Basis Disclosure Statement for additional information on how gain (or loss) is calculated and how Schwab reports adjusted cost basis information to the IRS.** **Interest:** For the Schwab One Interest, Bank Sweep, and Bank Sweep for Benefit Plans features, interest is paid for a period that may differ from the Statement Period. Balances include interest paid as indicated on your statement by Schwab or one or more of its Program Banks. These balances do not include interest that may have accrued during the Statement Period after interest is paid. The interest paid may include interest that accrued in the prior Statement Period. For the Schwab One Interest feature, interest accrues daily from the second-to-last business day of the prior month and is posted on the second-to-last business day of the current month. For the Bank Sweep and Bank Sweep for Benefit Plans features, interest accrues daily from the 16th day of the prior month and is credited/posted on the first business day after the 15th of the current month. If, on any given day, the interest that Schwab calculates for the Free Credit Balances in the Schwab One Interest feature in your brokerage Account is less than \$.005, you will not accrue any interest on that day. For balances held at banks affiliated with Schwab in the Bank Sweep and Bank Sweep for Benefit Plans features, interest will accrue even if the amount is less than \$.005. **Margin Account Customers:** This is a combined statement of your margin account and special memorandum account maintained for you under Section 220.5 of Regulation T issued by the Board of Governors of the Federal Reserve System. The permanent record of the separate account as required by Regulation T is available for your inspection. Securities purchased on margin are Schwab's collateral for the loan to you. It is important that you fully understand the risks involved in trading securities on margin. These risks include: 1) You can lose more funds than you deposit in the margin account; 2) Schwab can force the sale of securities or other assets in any of your account(s) to maintain the required account equity without contacting you; 3) You are not entitled to choose which assets are liquidated nor are you entitled to an extension of time on a margin call; 4) Schwab can increase its "house" maintenance margin requirements at any time without advance written notice to you. **Market Price:** The most recent price evaluation available to Schwab on the last business day of the report period, normally the last trade price or bid as of market close. Unpriced securities denote that no market evaluation update is currently available. Price evaluations are obtained from outside parties. Schwab shall have no responsibility for the accuracy or timeliness of any such valuations. Assets Not Held at Schwab are not held in your Account or covered by the Account's SIPC account protection and are not otherwise in Schwab's custody and are being provided as a courtesy to you. Information on Assets Not Held at Schwab, including but not limited to valuations, is reported solely based on information you provide to Schwab. Schwab can neither validate nor certify the existence of Assets Not Held at Schwab or the accuracy, completeness or timeliness of the information about Assets Not Held at Schwab, whether

provided by you or otherwise. Descriptions of Assets Not Held at Schwab may be abbreviated or truncated. Some securities, especially thinly traded equities in the OTC market or foreign markets, may not report the most current price and are indicated as Stale Priced. Certain Limited Partnerships (direct participation programs) and unlisted Real Estate Investment Trust (REIT) securities, for which you may see a value on your monthly Account statement that reflects the issuer's appraised estimated value, are not listed on a national securities exchange, and are generally illiquid. Even if you are able to sell such securities, the price received may be less than the per share appraised estimated value provided in the account statement. **Market Value:** The Market Value is computed by multiplying the Market Price by the Quantity of Shares. This is the dollar value of your present holdings in your specified Schwab Account or a summary of the Market Value summed over multiple accounts. **Non-Publicly Traded Securities:** All assets shown on this statement, other than certain direct investments which may be held by a third party, are held in your Account. Values of certain Non-Publicly Traded Securities may be furnished by a third party as provided by Schwab's Account Agreement. Schwab shall have no responsibility for the accuracy or timeliness of such valuations. The Securities Investor Protection Corporation (SIPC) does not cover many limited partnership interests. **Schwab Sweep Money Funds:** Includes the primary money market funds into which Free Credit Balances may be automatically invested pursuant to your Account Agreement. Schwab or an affiliate acts and receives compensation as the Investment Advisor, Shareholder Service Agent and Distributor for the Schwab Sweep Money Funds. The amount of such compensation is disclosed in the prospectus. The yield information for Schwab Sweep Money Funds is the current 7-day yield as of the statement period. Yields vary. If on any given day, the accrued daily dividend for your selected sweep money fund as calculated for your account is less than 1/2 of 1 cent (\$.005), your account will not earn a dividend for that day. In addition, if you do not accrue at least 1 daily dividend of \$.01 during a pay period, you will not receive a money market dividend for that period. Schwab and the Schwab Sweep Money Funds investment advisor may be voluntarily reducing a portion of a Schwab Sweep Money Fund's expenses. Without these reductions, yields would have been lower. **Securities Products and Services:** Securities products and services are offered by Charles Schwab & Co., Inc., Member SIPC. **Securities products and services, including unswept intraday funds and net credit balances held in brokerage accounts are not deposits or other obligations of, or guaranteed by, any bank, are not FDIC insured, and are subject to investment risk and may lose value. SIPC does not cover balances held at Program Banks in the Bank Sweep and Bank Sweep for Benefit Plans features.** Please see your Cash Feature Disclosure Statement for more information on insurance coverage. **Yield to Maturity:** This is the actual average annual return on a note if held to maturity. **IN CASE OF ERRORS OR DISCREPANCIES: If you find an error or discrepancy relating to your brokerage activity (other than an electronic fund transfer) you must notify us promptly, but no later than 10 days after this statement is sent or made available to you. If this statement shows that we have mailed or delivered security certificate(s) that you have not received, notify Schwab immediately. You may call us at 800-435-4000. (Outside the U.S., call +1-415-667-8400.) If you're a client of an independent investment advisor, call us at 800-515-2157. Any oral communications should be re-confirmed in writing to further protect your rights, including rights under the Securities Investor Protection Act (SIPA). If you do not so notify us, you agree that the statement activity and Account balance are correct for all purposes with respect to those brokerage transactions. IN CASE OF COMPLAINTS:** If you have a complaint regarding your Schwab statement, products or services, please write to Client Service & Support at Charles Schwab & Co., Inc., P.O. Box 982603 El Paso, TX 79998-2603, or call customer service at 800-435-4000. (Outside the U.S., call +1-415-667-8400.) If you're a client of an independent investment advisor, call us at 800-515-2157. **Address Changes:** If you fail to notify Schwab in writing of any change of address or phone number, you may not receive important notifications about your Account, and trading or other restrictions might be placed on your Account. **Additional Information:** We are required by law to report to the Internal Revenue Service adjusted cost basis information (if applicable), certain payments to you and credits to your Account during



Schwab One® Account of

SOUTH COAST SHORES HOMEOWNERS

Account Number \*\*\*\*\*868 Statement Period March 1-31, 2026



Terms and Conditions (continued)

the calendar year. Retain this statement for income tax purposes. A financial statement for your inspection is available at Schwab's offices or a copy will be mailed to you upon written request. Any third-party trademarks appearing herein are the property of their respective owners. Charles Schwab & Co., Inc., Charles Schwab Bank, Charles Schwab Premier Bank, and Charles Schwab Trust Bank are separate but affiliated

companies and subsidiaries of the Charles Schwab Corporation. © 2026 Charles Schwab & Co., Inc. ("Schwab"). All rights reserved. Member SIPC. (O1CUSTNC) (0822-20UL)

Schwab Institutional is a division of Charles Schwab & Co., Inc., and provides back office brokerage and related services to independent investment advisors and retirement plan providers. Schwab is a registered broker-dealer and is not affiliated with your Investment Advisor whose name appears on this statement ("Advisors") except in the case of Charles Schwab Investment Advisory, Inc. ("CSIA"), Schwab Wealth Investment Advisory, Inc. ("SWIA"), or an affiliated company that may act as the investment advisor on a fund. Schwab neither endorses nor recommends any particular Advisor or its investment strategy and has no responsibility to monitor trading by any Advisor in your Account. Schwab has not verified any statement accompanying any Advisor's logo appearing on this statement. Not all of these products and services may benefit your Account, and Schwab may provide them to Advisors on the Advisor's commitment to place a certain amount of its clients' assets in brokerage accounts at Schwab within a certain period of time. This commitment could influence an Advisor's recommendation or requirement that its clients establish brokerage accounts at Schwab. For questions about this statement, or if there is a change in your financial situation, investment objectives, or risk profile, please contact your Independent Investment Manager and/or Advisor.

P.O. Box 64084  
 Phoenix, AZ 85082  
 866-800-4656 (toll free)



3-31-26  
 308631224

OPTIMUM PROFESSIONAL PROPERTY AGANT FOR  
 SOUTH COAST SHORES HOMEOWNERS ASSOC  
 RESERVE  
 230 COMMERCE STE 250  
 IRVINE CA 92602-1338

30863 122 4 MONEY MARKET ACCOUNT

Previous Balance	2-28-26	137,830.11
+Deposits/Credits		.00
-Checks/Debits		.00
-Service Charge		.00
+Interest Paid		23.41
Current Balance		137,853.52
Days in Statement Period	31	

\* - - - - -INTEREST SUMMARY- - - - - \*

Interest Earned From	3/01/26 To	3/31/26	
Days in Period			31
Interest Earned			23.41
Annual Percentage Yield Earned			.20
Interest Paid this Year			65.93
Interest Withheld this Year			.00

\* - - - - -DESCRIPTIVE TRANSACTIONS- - - - - \*

Date	Description	Amount
3-31	Interest Pymt	23.41

\* - - - - -DAILY BALANCE SUMMARY- - - - - \*

Date	Balance	Date	Balance
2-28	137830.11	3-31	137853.52

\* - - - - -OVERDRAFT CHARGES/REFUNDS SUMMARY - - - - - \*

	This Cycle	YTD
Total returned item fees	.00	.00
Total overdraft fees	.00	.00

END OF STATEMENT