

South Coast Shores Homeowners Association

Financial Reports



September
2025

South Coast Shores Homeowners Association

Community Financial Overview

September 30, 2025

Cash

	Current Mo.	Change	
Operating	\$288,145	\$16,274	↑
Reserves	\$794,014	\$12,807	↑
Adequate Operating Cash?		Yes	
Amount Due to Reserves		\$0	
Repayment in Progress?		N/A	

\$288,145	\$82,067
Operating Cash Balance	Minimum Recommended Balance

Impending Investment Maturities		
Bank	G/L Acct	Maturity
First Foundation	15070	12/14/25

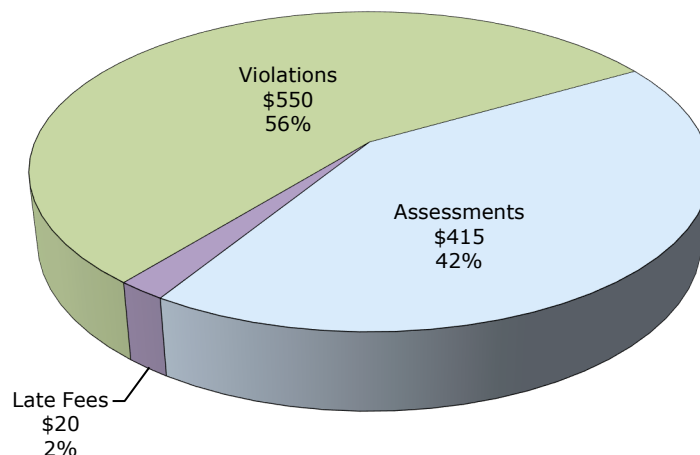
Reinvest funds into CDs after evaluating the amount of reserve cash needed for upcoming projects

Uninsured Cash Balances		
Bank	Total Cash in Bank	Uninsured Portion
Pacific Premier	\$376,053	\$126,053

Uninsured amounts are at risk if the bank fails. To avoid potential losses, transfer funds to a different bank as soon as possible.

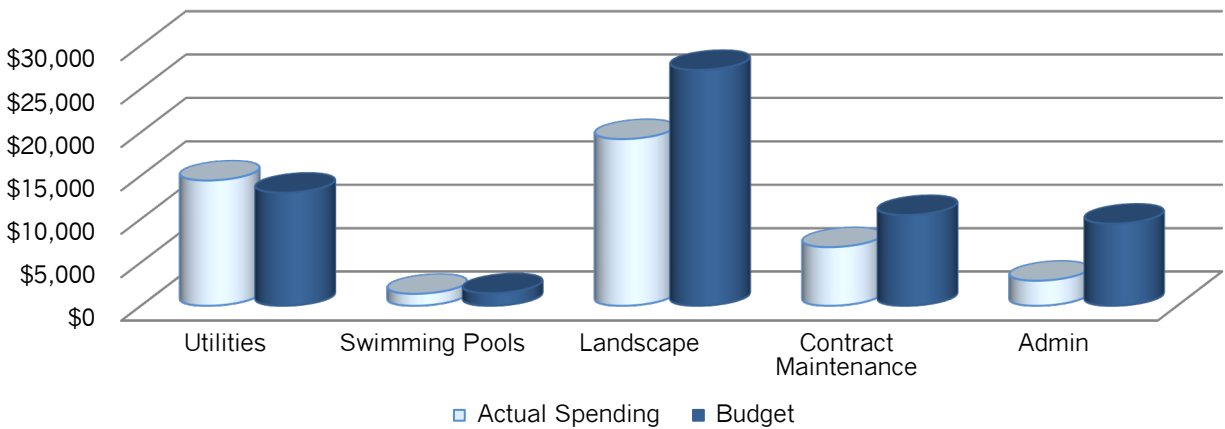
Assessments Receivable

Balance Breakdown



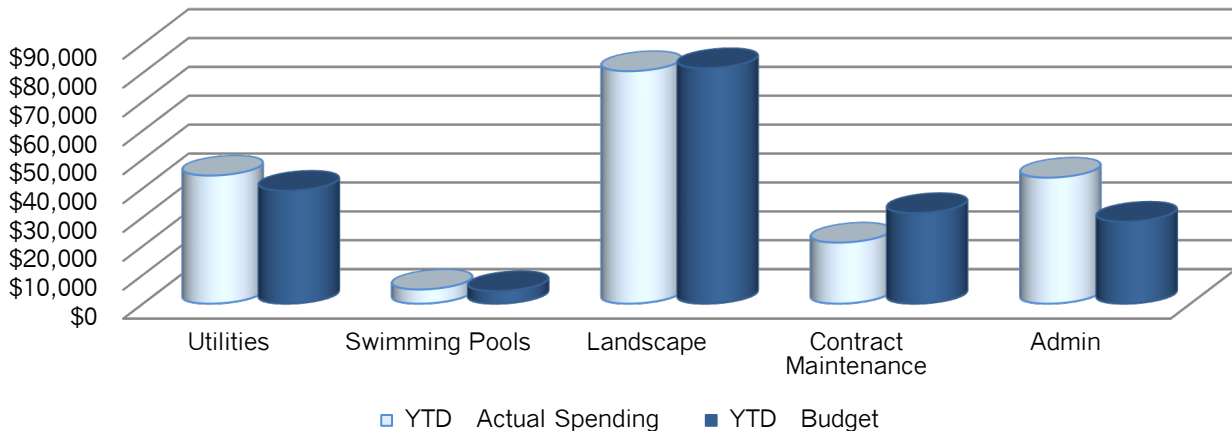
South Coast Shores Homeowners Association Community Financial Overview

Current Month



In the month of September, the Association spent \$1,407 more than the budget had projected on Utilities.

Year-to-Date



For more details of spending, please see the enclosed Statement of Expenses.

Comments:

N/A

South Coast Shores Homeowners Association

Balance Sheet as of 9/30/2025

Assets	Operating	Reserve	Total
Operating: Cash & Investments			
10100 - Pacific Premier Bank Op x0834	\$210,860.36		\$210,860.36
10310 - Comerica Op x0425	\$77,284.88		\$77,284.88
Total Operating: Cash & Investments	\$288,145.24		\$288,145.24
Operating: Receivables			
11150 - Accounts Receivable	\$984.59		\$984.59
11190 - Less Allowance For Past Due Accts	(\$604.57)		(\$604.57)
Total Operating: Receivables	\$380.02		\$380.02
Reserves: Cash			
14100 - Pacific Premier Bank MMA x1195		\$165,193.06	\$165,193.06
14200 - FCB MMA x2212		\$60,479.20	\$60,479.20
Total Reserves: Cash		\$225,672.26	\$225,672.26
Reserves: Investments			
15010 - Charles Schwab - US Treasury Money		\$5,665.33	\$5,665.33
15050 - First Foundation x7973 Mat.03-01-2026 3.440 % 13mths		\$173,249.17	\$173,249.17
15055 - Alliance x2689 Mat. 07-17-2026 4.4% 11mths		\$106,193.52	\$106,193.52
15070 - First Foundation x7797 Mat. 12-14- 2025 4.16% 13mths		\$105,410.60	\$105,410.60
15097 - First Foundation x5354 Mat. 03-17- 2026 3.92% 9mths		\$57,652.03	\$57,652.03
15098 - Charles Schwab - US Treasury Bill Mat. 05-31-2026 4.03% 9mths		\$120,171.10	\$120,171.10
Total Reserves: Investments		\$568,341.75	\$568,341.75
Total Assets	\$288,525.26	\$794,014.01	\$1,082,539.27

South Coast Shores Homeowners Association

Balance Sheet as of 9/30/2025

Liabilities / Equity	Operating	Reserve	Total
Liabilities			
20200 - Accrued Expenses	\$15.00		\$15.00
21120 - Deposits: Clubhouse	\$925.00		\$925.00
21500 - Prepaid Assessments	\$11,658.55		\$11,658.55
Total Liabilities	\$12,598.55		\$12,598.55
Reserve Fund Balances			
33600 - General Reserves		\$789,277.25	\$789,277.25
38990 - Interest		\$4,736.76	\$4,736.76
Total Reserve Fund Balances		\$794,014.01	\$794,014.01
Equity			
39900 - Prior Year Surplus (Deficit)	\$282,751.14		\$282,751.14
39950 - Current Year Surplus (Deficit)	(\$6,824.43)		(\$6,824.43)
Total Equity	\$275,926.71		\$275,926.71
Total Liabilities / Equity	\$288,525.26	\$794,014.01	\$1,082,539.27

South Coast Shores Homeowners Association

Statement of Revenues and Expenses 9/1/2025 - 9/30/2025

	Current Period			Year To Date			Annual Budget
	Actual	Budget	Variance	Actual	Budget	Variance	
Operating Income							
Revenue							
40100 - Assessments	72,800.00	72,800.00	-	218,400.00	218,400.00	-	873,600.00
40500 - Clubhouse Rental	350.00	-	350.00	950.00	-	950.00	-
40600 - Collection Fees	-	-	-	150.00	-	150.00	-
40800 - Interest Charges	-	-	-	9.63	-	9.63	-
40900 - Key Fees	-	-	-	25.00	-	25.00	-
41000 - Late Charges	-	-	-	20.00	-	20.00	-
41600 - Transmitters	155.00	-	155.00	260.00	-	260.00	-
44010 - Interest Income	1,566.10	-	1,566.10	6,325.58	-	6,325.58	-
Total Revenue	74,871.10	72,800.00	2,071.10	226,140.21	218,400.00	7,740.21	873,600.00
Total Income	74,871.10	72,800.00	2,071.10	226,140.21	218,400.00	7,740.21	873,600.00

Operating Expense

Utility Expenses							
50200 - Electricity	4,967.46	3,833.33	(1,134.13)	14,782.50	11,499.99	(3,282.51)	46,000.00
50300 - Gas	671.47	875.00	203.53	2,257.54	2,625.00	367.46	10,500.00
50400 - Refuse Removal	8,127.92	7,731.25	(396.67)	24,406.72	23,193.75	(1,212.97)	92,775.00
50700 - Telephone - Entry Gates	175.80	178.00	2.20	551.40	534.00	(17.40)	2,136.00
50800 - Water	489.90	408.33	(81.57)	2,342.08	1,224.99	(1,117.09)	4,900.00
Total Utility Expenses	14,432.55	13,025.91	(1,406.64)	44,340.24	39,077.73	(5,262.51)	156,311.00

Pool / Spa Expenses							
55100 - Pool / Spa: Service Contract	550.00	687.50	137.50	2,338.10	2,062.50	(275.60)	8,250.00
55300 - Pool / Spa: Supplies	824.40	333.33	(491.07)	2,553.84	999.99	(1,553.85)	4,000.00
55400 - Equipment Repairs	-	283.33	283.33	-	849.99	849.99	3,400.00
55500 - Health Department Fees	-	139.00	139.00	-	417.00	417.00	1,668.00
Total Pool / Spa Expenses	1,374.40	1,443.16	68.76	4,891.94	4,329.48	(562.46)	17,318.00

Landscape Expenses							
60100 - Landscape: Service Contract	16,540.21	16,540.25	.04	48,833.00	49,620.75	787.75	198,483.00
60200 - Landscape: Extras	1,665.00	1,677.75	12.75	15,247.00	5,033.25	(10,213.75)	20,133.00
60300 - Landscape: Replacement	-	2,660.00	2,660.00	-	7,980.00	7,980.00	31,920.00
60540 - Landscape: Mulch	-	1,250.00	1,250.00	-	3,750.00	3,750.00	15,000.00
60800 - Irrigation: Repairs / Maintenance	381.00	2,500.00	2,119.00	10,303.00	7,500.00	(2,803.00)	30,000.00
61075 - Swans	-	41.67	41.67	-	125.01	125.01	500.00
61100 - Tree Trimming	617.50	2,500.00	1,882.50	6,117.50	7,500.00	1,382.50	30,000.00
Total Landscape Expenses	19,203.71	27,169.67	7,965.96	80,500.50	81,509.01	1,008.51	326,036.00

Contracts, Maint. & Repair Expenses							
70100 - Access Gate Repairs	85.00	916.67	831.67	509.44	2,750.01	2,240.57	11,000.00
70600 - Common Area: Maintenance	369.56	2,447.50	2,077.94	1,650.62	7,342.50	5,691.88	29,370.00
71400 - Fire Safety	-	66.67	66.67	100.73	200.01	99.28	800.00
72500 - Janitorial: Service Contract	896.00	1,232.00	336.00	2,093.00	3,696.00	1,603.00	14,784.00

South Coast Shores Homeowners Association

Statement of Revenues and Expenses 9/1/2025 - 9/30/2025

	Current Period			Year To Date			Annual Budget
	Actual	Budget	Variance	Actual	Budget	Variance	
Operating Expense							
72600 - Janitorial: Supplies/Extras	-	41.67	41.67	185.00	125.01	(59.99)	500.00
72700 - Keys & Locks	555.14	14.58	(540.56)	555.14	43.74	(511.40)	175.00
72900 - Lighting: Repairs / Supplies	1,192.03	333.33	(858.70)	2,470.91	999.99	(1,470.92)	4,000.00
73200 - Patrol Service	-	1,167.50	1,167.50	2,334.94	3,502.50	1,167.56	14,010.00
73300 - Pest & Rodent Control: Contract	300.00	300.00	-	900.00	900.00	-	3,600.00
73400 - Pest & Rodent Control: Extras	-	125.00	125.00	-	375.00	375.00	1,500.00
74600 - Street Sweeping	1,371.50	1,371.50	-	4,061.75	4,114.50	52.75	16,458.00
74915 - Waterscape Maintenance	1,985.00	1,985.00	-	6,267.50	5,955.00	(312.50)	23,820.00
75020 - Goose Removal Contract	-	450.00	450.00	-	1,350.00	1,350.00	5,400.00
Total Contracts, Maint. & Repair Expenses	6,754.23	10,451.42	3,697.19	21,129.03	31,354.26	10,225.23	125,417.00
General & Administrative Expenses							
80400 - Audit / Tax Returns	-	110.42	110.42	-	331.26	331.26	1,325.00
80500 - Collection / Bad Debt Expense	-	-	-	(161.60)	-	161.60	-
80600 - Bank Charges	-	-	-	25.00	-	(25.00)	-
80700 - Collection Expenses	10.00	125.00	115.00	37.41	375.00	337.59	1,500.00
81200 - Insurance	-	4,583.33	4,583.33	32,681.32	13,749.99	(18,931.33)	55,000.00
81900 - Legal Service	-	145.83	145.83	-	437.49	437.49	1,750.00
82400 - Operating Contingency	-	96.25	96.25	-	288.75	288.75	1,155.00
82600 - Printing / Mailing / Supplies	422.80	583.33	160.53	685.04	1,749.99	1,064.95	7,000.00
82700 - Professional Management: Contract	-	3,324.00	3,324.00	6,648.00	9,972.00	3,324.00	39,888.00
82800 - Miscellaneous Administration	-	83.33	83.33	476.00	249.99	(226.01)	1,000.00
83000 - Reserve Study	-	75.00	75.00	-	225.00	225.00	900.00
83100 - Tax: Federal	2,450.00	41.67	(2,408.33)	2,450.00	125.01	(2,324.99)	500.00
83200 - Tax: State	-	291.67	291.67	775.00	875.01	100.01	3,500.00
Total General & Administrative Expenses	2,882.80	9,459.83	6,577.03	43,616.17	28,379.49	(15,236.68)	113,518.00
Contributions to Reserves							
93600 - General Reserves	11,250.00	11,250.00	-	33,750.00	33,750.00	-	135,000.00
98990 - Interest	1,556.57	-	(1,556.57)	4,736.76	-	(4,736.76)	-
Total Contributions to Reserves	12,806.57	11,250.00	(1,556.57)	38,486.76	33,750.00	(4,736.76)	135,000.00
Total Expense	57,454.26	72,799.99	15,345.73	232,964.64	218,399.97	(14,564.67)	873,600.00
Operating Net Total	17,416.84	.01	17,416.83	(6,824.43)	.03	(6,824.46)	-
Net Total	17,416.84	.01	17,416.83	(6,824.43)	.03	(6,824.46)	-

South Coast Shores Homeowners Association

Reserve Summary For 9/1/2025 - 9/30/2025

	Beginning Balance	Contributions	Expenditures	Transfers	Ending Balance	Budget	Variance
33600 - General Reserves	778,027.25	11,250.00	-	-	789,277.25	11,250.00	-
38990 - Interest	3,180.19	1,556.57	-	-	4,736.76	-	1,556.57
Net Total	\$781,207.44	\$12,806.57	-	-	\$794,014.01	\$11,250.00	\$1,556.57

South Coast Shores Homeowners Association

Reserve Summary For 7/1/2025 - 9/30/2025

	Beginning Balance	Contributions	Expenditures	Transfers	Ending Balance	Budget	Variance
33600 - General Reserves	809,061.79	33,750.00	(53,534.54)	-	789,277.25	33,750.00	-
38990 - Interest	-	4,736.76	-	-	4,736.76	-	4,736.76
Net Total	\$809,061.79	\$38,486.76	(\$53,534.54)	-	\$794,014.01	\$33,750.00	\$4,736.76

South Coast Shores Homeowners Association

Summary Statement of Revenues and Expenses For 9/30/2025

	Jul	Aug	Sep	Oct	Nov	Dec	Jan	Feb	Mar	Apr	May	Jun	Total
Operating Income													
Revenue													
40100 - Assessments	72,800	72,800	72,800	-	-	-	-	-	-	-	-	-	218,400
40500 - Clubhouse Rental	450	150	350	-	-	-	-	-	-	-	-	-	950
40600 - Collection Fees	150	-	-	-	-	-	-	-	-	-	-	-	150
40800 - Interest Charges	3	7	-	-	-	-	-	-	-	-	-	-	10
40900 - Key Fees	-	25	-	-	-	-	-	-	-	-	-	-	25
41000 - Late Charges	10	10	-	-	-	-	-	-	-	-	-	-	20
41600 - Transmitters	-	105	155	-	-	-	-	-	-	-	-	-	260
44010 - Interest Income	1,560	3,200	1,566	-	-	-	-	-	-	-	-	-	6,326
Total Revenue	74,973	76,296	74,871	-	-	-	-	-	-	-	-	-	226,140
Total Income	74,973	76,296	74,871	-	-	-	-	-	-	-	-	-	226,140
Operating Expense													
Utility Expenses													
50200 - Electricity	4,549	5,266	4,967	-	-	-	-	-	-	-	-	-	14,783
50300 - Gas	916	670	671	-	-	-	-	-	-	-	-	-	2,258
50400 - Refuse Removal	-	16,279	8,128	-	-	-	-	-	-	-	-	-	24,407
50700 - Telephone - Entry Gates	188	188	176	-	-	-	-	-	-	-	-	-	551
50800 - Water	1,852	-	490	-	-	-	-	-	-	-	-	-	2,342
Total Utility Expenses	7,504	22,403	14,433	-	-	-	-	-	-	-	-	-	44,340
Pool / Spa Expenses													
55100 - Pool / Spa: Service Contract	1,431	357	550	-	-	-	-	-	-	-	-	-	2,338
55300 - Pool / Spa: Supplies	463	1,267	824	-	-	-	-	-	-	-	-	-	2,554
Total Pool / Spa Expenses	1,894	1,624	1,374	-	-	-	-	-	-	-	-	-	4,892
Landscape Expenses													
60100 - Landscape: Service Contract	15,753	16,540	16,540	-	-	-	-	-	-	-	-	-	48,833
60200 - Landscape: Extras	3,995	9,587	1,665	-	-	-	-	-	-	-	-	-	15,247

South Coast Shores Homeowners Association

Summary Statement of Revenues and Expenses For 9/30/2025

	Jul	Aug	Sep	Oct	Nov	Dec	Jan	Feb	Mar	Apr	May	Jun	Total
Operating Expense													
60800 - Irrigation: Repairs / Maintenance	6,967	2,955	381	-	-	-	-	-	-	-	-	-	10,303
61100 - Tree Trimming	-	5,500	618	-	-	-	-	-	-	-	-	-	6,118
Total Landscape Expenses	26,715	34,582	19,204	-	-	-	-	-	-	-	-	-	80,501
Contracts, Maint. & Repair Expenses													
70100 - Access Gate Repairs	339	85	85	-	-	-	-	-	-	-	-	-	509
70600 - Common Area: Maintenance	1,281	-	370	-	-	-	-	-	-	-	-	-	1,651
71400 - Fire Safety	101	-	-	-	-	-	-	-	-	-	-	-	101
72500 - Janitorial: Service Contract	1,197	-	896	-	-	-	-	-	-	-	-	-	2,093
72600 - Janitorial: Supplies/Extras	185	-	-	-	-	-	-	-	-	-	-	-	185
72700 - Keys & Locks	-	-	555	-	-	-	-	-	-	-	-	-	555
72900 - Lighting: Repairs / Supplies	684	595	1,192	-	-	-	-	-	-	-	-	-	2,471
73200 - Patrol Service	1,167	1,167	-	-	-	-	-	-	-	-	-	-	2,335
73300 - Pest & Rodent Control: Contract	300	300	300	-	-	-	-	-	-	-	-	-	900
74600 - Street Sweeping	1,319	1,372	1,372	-	-	-	-	-	-	-	-	-	4,062
74915 - Waterscape Maintenance	313	3,970	1,985	-	-	-	-	-	-	-	-	-	6,268
Total Contracts, Maint. & Repair Expenses	6,886	7,489	6,754	-	-	-	-	-	-	-	-	-	21,129
General & Administrative Expenses													
80500 - Collection / Bad Debt Expense	-	(162)	-	-	-	-	-	-	-	-	-	-	-162
80600 - Bank Charges	25	-	-	-	-	-	-	-	-	-	-	-	25
80700 - Collection Expenses	20	7	10	-	-	-	-	-	-	-	-	-	37
81200 - Insurance	27,704	4,978	-	-	-	-	-	-	-	-	-	-	32,681
82600 - Printing / Mailing / Supplies	255	7	423	-	-	-	-	-	-	-	-	-	685
82700 - Professional Management: Contract	3,324	3,324	-	-	-	-	-	-	-	-	-	-	6,648
82800 - Miscellaneous Administration	476	-	-	-	-	-	-	-	-	-	-	-	476
83100 - Tax: Federal	-	-	2,450	-	-	-	-	-	-	-	-	-	2,450
83200 - Tax: State	-	775	-	-	-	-	-	-	-	-	-	-	775

South Coast Shores Homeowners Association

Summary Statement of Revenues and Expenses For 9/30/2025

	Jul	Aug	Sep	Oct	Nov	Dec	Jan	Feb	Mar	Apr	May	Jun	Total
Operating Expense													
Total General & Administrative Expenses	31,804	8,930	2,883	-	-	-	-	-	-	-	-	-	43,616
Contributions to Reserves													
93600 - General Reserves	11,250	11,250	11,250	-	-	-	-	-	-	-	-	-	33,750
98990 - Interest	1,560	1,621	1,557	-	-	-	-	-	-	-	-	-	4,737
Total Contributions to Reserves	12,810	12,871	12,807	-	-	-	-	-	-	-	-	-	38,487
Total Expense	87,612	87,899	57,454	-	-	-	-	-	-	-	-	-	232,965
Operating Net Total													
Operating Net Total	(\$12,639)	(\$11,603)	\$17,417	-	-	-	-	-	-	-	-	-	(\$6,824)
Net Total	(\$12,639)	(\$11,603)	\$17,417	-	-	-	-	-	-	-	-	-	(\$6,824)

South Coast Shores Homeowners Association

Summary Statement of Revenues and Expenses For 9/30/2025

	Oct	Nov	Dec	Jan	Feb	Mar	Apr	May	Jun	Jul	Aug	Sep	Total
Operating Income													
Revenue													
40100 - Assessments	72,800	72,800	72,800	72,800	72,800	72,800	72,800	72,800	72,800	72,800	72,800	72,800	873,600
40500 - Clubhouse Rental	-	375	-	525	-	-	250	500	-	450	150	350	2,600
40600 - Collection Fees	185	-	35	-	220	-	-	35	-	150	-	-	625
40800 - Interest Charges	4		2		8	2	2		1	3	7	-	29
40900 - Key Fees	-	-	-	-	-	-	-	-	-	-	25	-	25
41000 - Late Charges	50	-	30	10	50	10	-	20	20	10	10	-	210
41600 - Transmitters	130	-	105	35	-	35	76	-	-	-	105	155	641
44010 - Interest Income	1,445	1,521	1,424	1,487	3,706	917	2,151	1,571	1,576	1,560	3,200	1,566	22,123
Total Revenue	74,614	74,696	74,396	74,857	76,784	73,764	75,279	74,926	74,397	74,973	76,296	74,871	899,853
Total Income	74,614	74,696	74,396	74,857	76,784	73,764	75,279	74,926	74,397	74,973	76,296	74,871	899,853

Operating Expense

Utility Expenses													
50200 - Electricity	5,318	3,325	3,275	3,307	3,375	2,884	2,782	3,088	3,257	4,549	5,266	4,967	45,393
50300 - Gas	688	1,165	2,091	560	528	589	559	1,420	1,194	916	670	671	11,050
50400 - Refuse Removal	7,731	7,731	15,462	-	7,731	7,731	7,731	7,731	7,731	-	16,279	8,128	93,987
50700 - Telephone - Entry Gates	168	178	178	178	346	10	176	200	188	188	188	176	2,172
50800 - Water	-	465	-	484	1,926	446	-	455	-	1,852	-	490	6,119
Total Utility Expenses	13,904	12,863	21,006	4,529	13,906	11,661	11,248	12,894	12,370	7,504	22,403	14,433	158,722

Pool / Spa Expenses													
55100 - Pool / Spa: Service Contract	710	1,270	-	560	560	560	560	560	710	1,431	357	550	7,828
55300 - Pool / Spa: Supplies	977	622	-	-	-	655	119	766	741	463	1,267	824	6,433
55400 - Equipment Repairs	-	36	-	-	-	613	-	1,227	2,780	-	-	-	4,656
55500 - Health Department Fees	-	-	1,668	-	-	-	-	-	-	-	-	-	1,668
Total Pool / Spa Expenses	1,687	1,928	1,668	560	560	1,827	679	2,553	4,231	1,894	1,624	1,374	20,585

Landscape Expenses													
60100 - Landscape: Service Contract	17,071	15,753	15,753	15,753	15,753	15,753	15,753	15,752	15,753	15,753	16,540	16,540	191,925

South Coast Shores Homeowners Association

Summary Statement of Revenues and Expenses For 9/30/2025

	Oct	Nov	Dec	Jan	Feb	Mar	Apr	May	Jun	Jul	Aug	Sep	Total
Operating Expense													
60200 - Landscape: Extras	1,237	3,976	9,795	1,756	804	4,084	150	150	2,722	3,995	9,587	1,665	39,921
60300 - Landscape: Replacement	-	-	-	-	1,205	-	-	-	-	-	-	-	1,205
60800 - Irrigation: Repairs / Maintenance	2,081	2,458	37,905	1,422	1,152	2,072	1,898	-	3,148	6,967	2,955	381	62,439
61100 - Tree Trimming	-	1,170	33,933	-	-	779	-	-	-	-	5,500	618	42,000
Total Landscape Expenses	20,389	23,357	97,386	18,931	18,914	22,688	17,801	15,902	21,623	26,715	34,582	19,204	337,489
Contracts, Maint. & Repair Expenses													
70100 - Access Gate Repairs	2,115	440	3,615	541	470	85	471	85	-	339	85	85	8,331
70600 - Common Area: Maintenance	18,020	1,809	1,782	6,191	5,093	285	-	-	4,069	1,281	-	370	38,900
71400 - Fire Safety	-	-	-	756	-	-	-	-	-	101	-	-	857
72500 - Janitorial: Service Contract	1,197	1,197	1,197	1,197	1,232	-	-	3,943	1,232	1,197	-	896	13,288
72600 - Janitorial: Supplies/Extras	35	60	35	210	-	-	-	215	-	185	-	-	740
72700 - Keys & Locks	-	-	-	-	-	-	-	-	-	-	-	555	555
72900 - Lighting: Repairs / Supplies	-	-	-	-	966	1,043	-	570	1,030	684	595	1,192	6,079
73200 - Patrol Service	-	2,245	1,123	1,123	1,167	1,167	1,167	1,647	-	1,167	1,167	-	11,975
73300 - Pest & Rodent Control: Contract	281	281	281	281	281	281	281	281	281	300	300	300	3,429
74600 - Street Sweeping	-	1,319	1,319	1,319	1,319	1,319	2,638	-	1,319	1,319	1,372	1,372	14,612
74915 - Waterscape Maintenance	2,100	2,100	2,100	-	2,100	-	4,200	4,200	4,064	313	3,970	1,985	27,132
Total Contracts, Maint. & Repair Expenses	23,748	9,451	11,451	11,617	12,628	4,180	8,757	10,941	11,995	6,886	7,489	6,754	125,898
General & Administrative Expenses													
80400 - Audit / Tax Returns	1,325	-	-	-	-	-	-	-	-	-	-	-	1,325
80500 - Collection / Bad Debt Expense	-	-	-	-	(154)	(491)	(389)	-	-	-	(162)	-	-1,195
80600 - Bank Charges	25	-	-	25	6	-	25	-	-	25	-	-	106
80700 - Collection Expenses	186	250	30	65	30	250	40	20	45	20	7	10	953
81200 - Insurance	-	3,985	3,985	7,968	320	-	-	-	-	27,704	4,978	-	48,938
81900 - Legal Service	-	-	1,553	-	-	-	-	-	-	-	-	-	1,553
82400 - Operating Contingency	-	128	-	-	1,219	-	-	-	-	-	-	-	1,347
82600 - Printing / Mailing / Supplies	149	182	757	441	3,655	677	357	553	1,646	255	7	423	9,102

South Coast Shores Homeowners Association

Summary Statement of Revenues and Expenses For 9/30/2025

	Oct	Nov	Dec	Jan	Feb	Mar	Apr	May	Jun	Jul	Aug	Sep	Total
Operating Expense													
82700 - Professional Management: Contract	3,275	3,275	3,275	3,275	3,275	3,275	3,275	3,275	3,275	3,324	3,324	-	36,123
82800 - Miscellaneous Administration	151	151	423	151	151	501	151	186	151	476	-	-	2,492
83000 - Reserve Study	-	-	-	-	-	-	-	1,915	-	-	-	-	1,915
83100 - Tax: Federal	(3,403)	309	894	1,372	-	894	-	-	1,198	-	-	2,450	3,714
83200 - Tax: State	400	-	540	-	-	-	-	-	419	-	775	-	2,134
Total General & Administrative Expenses	2,108	8,279	11,457	13,297	8,502	5,107	3,459	5,949	6,734	31,804	8,930	2,883	108,508
Contributions to Reserves													
93600 - General Reserves	11,250	11,250	11,250	11,250	11,250	11,250	11,250	11,250	11,250	11,250	11,250	11,250	135,000
98990 - Interest	1,445	1,521	1,424	1,487	1,990	916	2,150	1,571	1,576	1,560	1,621	1,557	18,817
Total Contributions to Reserves	12,695	12,771	12,674	12,737	13,240	12,166	13,400	12,821	12,826	12,810	12,871	12,807	153,817
Total Expense	74,532	68,649	155,641	61,670	67,750	57,629	55,344	61,061	69,778	87,612	87,899	57,454	905,019
Operating Net Total	\$82	\$6,047	(\$81,245)	\$13,187	\$9,034	\$16,135	\$19,935	\$13,865	\$4,619	(\$12,639)	(\$11,603)	\$17,417	(\$5,166)
Net Total	\$82	\$6,047	(\$81,245)	\$13,187	\$9,034	\$16,135	\$19,935	\$13,865	\$4,619	(\$12,639)	(\$11,603)	\$17,417	(\$5,166)

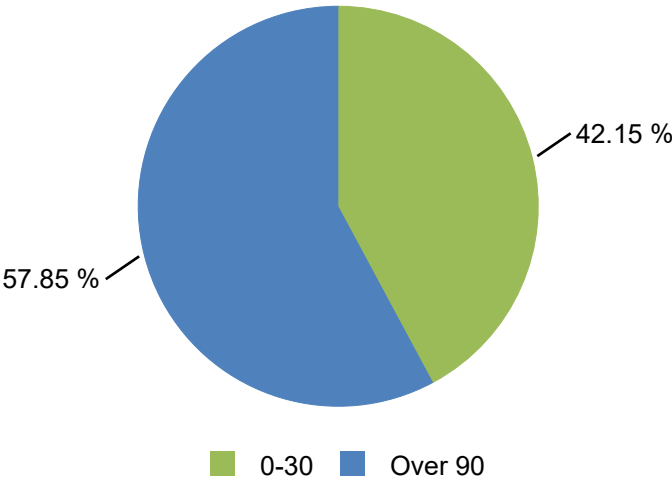
South Coast Shores Homeowners Association

AR Aging - 9/30/2025

SUMMARY

Charge	Balance
CC&R Violation Fine (3)	\$550.00
Late Fee (2)	\$19.57
Monthly Assessment (2)	\$415.02
Total	\$984.59

DISTRIBUTION



Property	0-30	Over 30	Over 60	Over 90	Balance
99224347 - 1918 W West Wind - Marlowe	\$400.00	-	-	-	\$400.00
Monthly Assessment	\$400.00	-	-	-	\$400.00
99224335 - 1914 Bay Crest St - Gilmour Trust	-	-	-	\$300.00	\$300.00
CC&R Violation Fine	-	-	-	\$300.00	\$300.00
99224284 - 1903 Bay Crest St - Beam	-	-	-	\$200.00	\$200.00
CC&R Violation Fine	-	-	-	\$200.00	\$200.00
99224296 - 3612 S Sea Breeze - 3612 S Sea Breeze LLC	-	-	-	\$50.00	\$50.00
CC&R Violation Fine	-	-	-	\$50.00	\$50.00
99224305 - 3702 S Sea Breeze - Probst Trustee	\$15.02	-	-	-	\$15.02
Monthly Assessment	\$15.02	-	-	-	\$15.02
99224455 - 3703 S Ocean Crst - Campbell	-	-	-	\$10.00	\$10.00
Late Fee	-	-	-	\$10.00	\$10.00
99224352 - 1917 Bay Crest St - Hansen	-	-	-	\$9.57	\$9.57
Late Fee	-	-	-	\$9.57	\$9.57
Total:	\$415.02	\$0.00	\$0.00	\$569.57	\$984.59
Property Count:	2	0	0	5	

(*** indicates previous owners)

South Coast Shores Homeowners Association

Pre Paid Homeowners For 9/30/2025

Account	Property	Owner Name	Credit Amount
99224560	2006 W Summer Wind	Graciela L Garcia	3,597.55
99224506	3614 S Sea Breeze	David Lee Perry	1,600.00
99224375	3704 S Sea Clf	Harriet Ducot	1,200.00
99224279	1902 Bay Crest St	Glenda Jeanette Sapp Trustee Etal	400.00
99224295	1905 Bay Crest St	Bruce Beckman Successor Trustee	400.00
99224356	1918 Bay Crest St	Angelo J Fazio	400.00
99245537	1919 Bay Crest St	Justin Wallace Chi	400.00
99254461	2015 W West Wind	Mary Diane Schenker	400.00
99224619	2017 W West Wind	David B Miles	400.00
99224362	2020 W Summer Wind	Chikouang Huang	400.00
99245992	2021 W Summer Wind	Hong Chee Tan	400.00
99224639	2021 W West Wind	Christine J Aichelman Trustee	400.00
99224429	3605 S Ocean Crst	James E Marlin II	400.00
99224394	3708 S Sea Clf	Robert C Boullon	400.00
99224459	3709 S Ocean Crst	Michael Christiansen	400.00
99262993	3712 S Sea Breeze	Amy Monson	400.00
99224376	1922 Bay Crest St	The Panasitti Family Trust	35.00
99224314	1909 Bay Crest St	Nelson Gustavo Lopez	20.00
99261962	2008 W West Wind	Morris Dean Wilson	6.00
Total			11,658.55

(*** indicates previous owners)

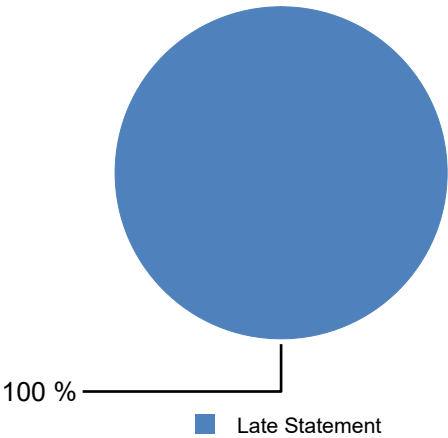
South Coast Shores Homeowners Association

Collection Report - Detail for 9/1/2025 - 9/30/2025

SUMMARY

Late Statement	1
Total	1

TOP DISTRIBUTION BY STATUS



Late Statement (Total Count = 1)

1918 W West Wind	Late Statement	Current Balance:	\$400.00
William R Marlowe	Last Payment Date/Amount:	08-05-2025 / (\$400.00)	
XN: 5775499 Acct: 99224347			
9/20/2025	System	Late Statement	
10/8/2025	System	Balance Settled	

South Coast Shores Homeowners Association

Cash Disbursement - 9/30/2025

Date	CheckNo	Description	Amount
10100 - Pacific Premier Bank Op			
9/4/2025	ACH	Personal Touch Cleaning And Maintenance Inc Inv # 359293	896.00
		72500 - Janitorial: Service Contract - Janitorial	896.00
9/4/2025	Check 2810	Blue Balance Pool and Janitorial service Inc Inv # 56605	741.60
		55300 - Pool / Spa: Supplies - Pool Chemicals	741.60
9/4/2025	Check 2810	Blue Balance Pool and Janitorial service Inc Inv # 55932	550.00
		55100 - Pool / Spa: Service Contract - Pool	550.00
9/4/2025	Check 2811	Newport Exterminating Inv # 1014660	300.00
		73300 - Pest & Rodent Control: Contract - Newport Exterminating Inc. - Monthly Rodent Control	300.00
9/4/2025	Check 2812	Relentless Land Care Inv # 18228	16,540.21
		60100 - Landscape: Service Contract - Monthly Landscape Maint	16,540.21
9/4/2025	Check 2812	Relentless Land Care Inv # 18230	1,371.50
		74600 - Street Sweeping - Monthly Sweeping Svc	1,371.50
9/4/2025	Check 2813	Water Systems Maintenance, Inc. Inv # 28645	1,985.00
		74915 - Waterscape Maintenance - Maintenance	1,985.00
9/11/2025	Auto Draft	Internal Revenue Service - IRS Payment	2,450.00
		83100 - Tax: Federal - Financial Agent, Federal Tax Deposit Processing	2,450.00
9/15/2025	Auto Draft	SoCal Gas Inv # 20250828	671.47
		50300 - Gas - Monthly Gas Bill	671.47
9/15/2025	ACH	California Gate & Entry Systems Inv # 209303	85.00
		70100 - Access Gate Repairs - C.G. Systems, LLC - Monthly Phone Programming	85.00
9/15/2025	Auto Draft	Doorking Inc.	175.80
		50700 - Telephone - Entry Gates	175.80
9/15/2025	Check 2814	Republic Services Inv # 616-000370691	8,127.92
		50400 - Refuse Removal - Monthly Refuse	8,127.92
9/15/2025	Check 2815	Blue Balance Pool and Janitorial service Inc Inv # 56541	82.80
		55300 - Pool / Spa: Supplies - Pool Chemicals	82.80
9/15/2025	Check 2816	Relentless Land Care Inv # 18437	381.00
		60800 - Irrigation: Repairs / Maintenance - Irrigation - XN5691165	381.00
9/15/2025	Check 2816	Relentless Land Care Inv # 18427	617.50
		61100 - Tree Trimming - XN5548938 - 3615 S Ocean Crest	617.50

South Coast Shores Homeowners Association

Cash Disbursement - 9/30/2025

Date	CheckNo	Description	Amount
9/15/2025	Check 2816	Relentless Land Care Inv # 18433	480.00
		60200 - Landscape: Extras - MarArthur - Plant fill	480.00
9/15/2025	Check 2816	Relentless Land Care Inv # 18431	500.00
		60200 - Landscape: Extras - XN5553970 - Grass around Lake	500.00
9/15/2025	Check 2816	Relentless Land Care Inv # 18435	100.00
		60200 - Landscape: Extras - Landscape Plant Fill	100.00
9/15/2025	Check 2816	Relentless Land Care Inv # 18434	480.00
		60200 - Landscape: Extras - MacArthur Plant Fill - Right Side	480.00
9/15/2025	Check 2817	Tri-county Lighting Services Corp Inv # 166082	577.09
		72900 - Lighting: Repairs / Supplies - XN5492410 - Light Repairs	577.09
9/16/2025	Transfer Out	Transfer to Pacific Premier Bank MMA	11,250.00
		14100 - Pacific Premier Bank MMA x1195 - Transfer from Pacific Premier Bank Op	11,250.00
9/18/2025	Auto Draft	City of Santa Ana Inv # 20250828	489.90
		50800 - Water - Monthly water	489.90
9/18/2025	Auto Draft	SCE Inv # 20250828	4,967.46
		50200 - Electricity - Monthly electric	4,967.46
9/18/2025	ACH	California Gate & Entry Systems Inv # 209448	495.35
		72700 - Keys & Locks - C.G. Systems, LLC - 10 gate Remotes	495.35
9/18/2025	Check 2818	Relentless Land Care Inv # 18330	105.00
		60200 - Landscape: Extras - aug Plant Fill	105.00
9/24/2025	ACH	Optimum Professional Property Management (OPPM) Inv # 52941	432.80
		80700 - Collection Expenses - September 2025	10.00
		82600 - Printing / Mailing / Supplies - September 2025	422.80
9/24/2025	Check 2819	Tustin Lock and Safe Inv # TLSO566	59.79
		72700 - Keys & Locks - Landrum Inc. - Pool Keys - 10	59.79
9/24/2025	Check 2820	Tri-county Lighting Services Corp Inv # 166178	614.94
		72900 - Lighting: Repairs / Supplies - Light Pole Out - Gate #5	614.94
9/24/2025	Check 2821	Bear Signs Inv # 1279	369.56
		70600 - Common Area: Maintenance - Gabriel Nava - New Signs - Bear Signs	369.56
Total			55,897.69

South Coast Shores Homeowners Association

Cash Disbursement - 9/30/2025

Date	CheckNo	Description	Amount
14310 - Charles Schwab			
9/18/2025	Auto Draft	Charles Schwab - US Treasury Money	1.03
	15010 - Charles Schwab - US Treasury Money - Charles Schwab		1.03
9/30/2025	Auto Draft	Charles Schwab - US Treasury Money	17.38
	15010 - Charles Schwab - US Treasury Money - Charles Schwab		17.38
Total			18.41

South Coast Shores Homeowners Association

GL Trial Balance For 9/1/2025 - 9/30/2025

			Beginning Balance	Current Debit	Credit	Ending Balance
10100 - Pacific Premier Bank Op x0834			194,596.05	81,219.78	64,955.47	210,860.36
Date		Description	Debit	Credit	Type	
09/01/2025	Batched	Credit Distribution	7,988.98	7,988.98	Credit Distribution	
09/01/2025	Batched	eCheck	2,400.00	-	Owner Payment	
09/01/2025	Batched	Credit Card	435.00	-	Owner Payment	
09/02/2025	Batched	Credit Distribution	800.00	800.00	Credit Distribution	
09/02/2025		eCheck	400.00	-	Owner Payment	
09/02/2025	Batched	Check	4,000.00	-	Owner Payment	
09/03/2025		eCheck	400.00	-	Owner Payment	
09/03/2025	Batched	Check	2,020.00	-	Owner Payment	
09/04/2025		18230 - RELENTLESS LAND CARE - Monthly Sweeping Svc	-	1,371.50	Invoice	
09/04/2025	Batched	Check	4,000.00	-	Owner Payment	
09/04/2025		56605 - Blue Balance Pool and Janitorial service Inc - Pool Chemicals	-	741.60	Invoice	
09/04/2025		1014660 - Newport Exterminating Inc. - Monthly Rodent Control	-	300.00	Invoice	
09/04/2025		28645 - Water Systems Maintenance, Inc. - Maintenance	-	1,985.00	Invoice	
09/04/2025		359293 - Personal Touch Cleaning And Maintenance Inc - Janitorial	-	896.00	Invoice	
09/04/2025		18228 - RELENTLESS LAND CARE - Monthly Landscape Maint	-	16,540.21	Invoice	
09/04/2025		eCheck	400.00	-	Owner Payment	
09/04/2025		209303 - C.G. Systems, LLC - Monthly Phone Programming	-	85.00	Invoice	
09/04/2025		55932 - Blue Balance Pool and Janitorial service Inc - Pool	-	550.00	Invoice	
09/05/2025	Batched	Check	2,400.00	-	Owner Payment	
09/05/2025	Batched	eCheck	800.00	-	Owner Payment	
09/05/2025		209303 - C.G. Systems, LLC - Monthly Phone Programming	85.00	-	Invoice	
09/05/2025	Batched	ACH	40,000.00	-	Owner Payment	
09/06/2025		Credit Card	400.00	-	Owner Payment	
09/08/2025		eCheck	400.00	-	Owner Payment	
09/08/2025	Batched	Credit Card	402.00	-	Owner Payment	
09/08/2025	Batched	Check	1,720.00	-	Owner Payment	
09/09/2025		eCheck	400.00	-	Owner Payment	
09/09/2025	Batched	Check	2,000.00	-	Owner Payment	
09/10/2025	Batched	Check	800.00	-	Owner Payment	
09/11/2025		Financial Agent, Federal Tax Deposit Processing	-	2,450.00	Invoice	
09/11/2025	Batched	Check	2,400.00	-	Owner Payment	
09/12/2025		eCheck	400.00	-	Owner Payment	
09/12/2025		Check	35.00	-	Owner Payment	
09/15/2025		Doorking Inc.	-	175.80	Invoice	
09/15/2025		20250828 - SoCal Gas - Monthly Gas Bill	-	671.47	Invoice	
09/15/2025		eCheck	400.00	-	Owner Payment	

South Coast Shores Homeowners Association

GL Trial Balance For 9/1/2025 - 9/30/2025

			Beginning Balance	Current Debit	Credit	Ending Balance
10100 - Pacific Premier Bank Op x0834			194,596.05	81,219.78	64,955.47	210,860.36
Date		Description	Debit	Credit	Type	
09/15/2025	Batched	Check	750.00	-	Owner Payment	
09/15/2025		166082 - Tri-county Lighting Services Corp - XN5492410 - Light Repairs	-	577.09	Invoice	
09/15/2025		18437 - RELENTLESS LAND CARE - Irrigation - XN5691165	-	381.00	Invoice	
09/15/2025		18435 - RELENTLESS LAND CARE - Landscape Plant Fill	-	100.00	Invoice	
09/15/2025		18434 - RELENTLESS LAND CARE - MacArthur Plant Fill - Right Side	-	480.00	Invoice	
09/15/2025		18433 - RELENTLESS LAND CARE - MarArthur - Plant fill	-	480.00	Invoice	
09/15/2025		18427 - RELENTLESS LAND CARE - XN5548938 - 3615 S Ocean Crest	-	617.50	Invoice	
09/15/2025		18431 - RELENTLESS LAND CARE - XN5553970 - Grass around Lake	-	500.00	Invoice	
09/15/2025		616-000370691 - Republic Services - Monthly Refuse	-	8,127.92	Invoice	
09/15/2025		209303 - C.G. Systems, LLC - Monthly Phone Programming	-	85.00	Invoice	
09/15/2025		56541 - Blue Balance Pool and Janitorial service Inc - Pool Chemicals	-	82.80	Invoice	
09/16/2025		Transfer to Pacific Premier Bank MMA	-	11,250.00	Transfer	
09/18/2025		2584685 - Doorking Inc.	-	183.80	Invoice	
09/18/2025		20250828 - City of Santa Ana - Monthly water	-	489.90	Invoice	
09/18/2025		18330 - RELENTLESS LAND CARE - aug Plant Fill	-	105.00	Invoice	
09/18/2025		20250828 - SCE - Monthly electric	-	4,967.46	Invoice	
09/18/2025		209448 - C.G. Systems, LLC - 10 gate Remotes	-	495.35	Invoice	
09/20/2025		eCheck	400.00	-	Owner Payment	
09/24/2025		166178 - Tri-county Lighting Services Corp - Light Pole Out - Gate #5	-	614.94	Invoice	
09/24/2025	Batched	52941 - Optimum Professional Property Management (OPPM) - September 2025	-	432.80	Invoice	
09/24/2025		TLSO566 - Landrum Inc. - Pool Keys - 10	-	59.79	Invoice	
09/24/2025		1279 - Gabriel Nava - New Signs - Bear Signs	-	369.56	Invoice	
09/25/2025		Check	400.00	-	Owner Payment	
09/26/2025		eCheck	1,600.00	-	Owner Payment	
09/29/2025		eCheck	400.00	-	Owner Payment	
09/29/2025		Check	400.00	-	Owner Payment	
09/30/2025		2584685 - Doorking Inc.	183.80	-	Invoice	
09/30/2025	Batched	eCheck	800.00	-	Owner Payment	
09/30/2025	Batched	Check	800.00	-	Owner Payment	
10310 - Comerica Op x0425			77,275.35	9.53	-	77,284.88
Date		Description	Debit	Credit	Type	

South Coast Shores Homeowners Association

GL Trial Balance For 9/1/2025 - 9/30/2025

			Beginning Balance	Current Debit	Credit	Ending Balance
10310 - Comerica Op x0425			77,275.35	9.53	-	77,284.88
Date		Description		Debit	Credit	Type
09/01/2025		September Interest		9.53	-	GL Entry
11150 - Accounts Receivable			604.57	73,315.00	72,934.98	984.59
Date		Description		Debit	Credit	Type
09/01/2025	Batched	Monthly Assessment		72,800.00	-	Owner Charge
09/01/2025	Batched	eCheck		-	1,600.00	Owner Payment
09/01/2025	Batched	Credit Distribution		-	7,988.98	Credit Distribution
09/01/2025	Batched	Credit Card		-	435.00	Owner Payment
09/02/2025		eCheck		-	400.00	Owner Payment
09/02/2025	Batched	Credit Distribution		-	800.00	Credit Distribution
09/02/2025	Batched	Check		-	4,000.00	Owner Payment
09/03/2025		eCheck		-	400.00	Owner Payment
09/03/2025	Batched	Check		-	2,000.00	Owner Payment
09/04/2025		eCheck		-	400.00	Owner Payment
09/04/2025	Batched	Check		-	2,800.00	Owner Payment
09/05/2025	Batched	Check		-	2,400.00	Owner Payment
09/05/2025	Batched	eCheck		-	800.00	Owner Payment
09/05/2025	Batched	ACH		-	40,000.00	Owner Payment
09/06/2025		Credit Card		-	400.00	Owner Payment
09/08/2025		eCheck		-	400.00	Owner Payment
09/08/2025		Credit Card		-	396.00	Owner Payment
09/08/2025		Gate Remote Fee (4)		120.00	-	Owner Charge
09/08/2025	Batched	Check		-	1,720.00	Owner Payment
09/09/2025		eCheck		-	400.00	Owner Payment
09/09/2025	Batched	Check		-	2,000.00	Owner Payment
09/10/2025	Batched	Check		-	800.00	Owner Payment
09/11/2025	Batched	Check		-	2,000.00	Owner Payment
09/12/2025		Gate Remote Fee		35.00	-	Owner Charge
09/12/2025		eCheck		-	400.00	Owner Payment
09/12/2025		Check		-	35.00	Owner Payment
09/15/2025	Batched	Clubhouse Rental		350.00	-	Owner Charge
09/15/2025	Batched	Check		-	350.00	Owner Payment
09/16/2025		Late Fee		10.00	-	Owner Charge
09/30/2025		Adjustment Reverse Late Fee		-	10.00	Adjustment

South Coast Shores Homeowners Association

GL Trial Balance For 9/1/2025 - 9/30/2025

		Beginning Balance	Current		Ending Balance
			Debit	Credit	
11190 - Less Allowance For Past Due Accts		-604.57	-	-	-604.57
Date	Description		Debit	Credit	Type
14100 - Pacific Premier Bank MMA x1195		153,897.06	11,296.00	-	165,193.06
Date	Description		Debit	Credit	Type
09/16/2025	Transfer from Pacific Premier Bank Op		11,250.00	-	Transfer
09/30/2025	September Interest		46.00	-	GL Entry
14200 - FCB MMA x2212		60,470.75	8.45	-	60,479.20
Date	Description		Debit	Credit	Type
09/01/2025	September Interest		8.45	-	GL Entry
14310 - Charles Schwab MMA		0.00	18.41	18.41	0.00
Date	Description		Debit	Credit	Type
09/01/2025	September Interest		18.41	-	GL Entry
09/18/2025	Charles Schwab		-	1.03	Invoice
09/30/2025	Charles Schwab		-	17.38	Invoice
15010 - Charles Schwab - US Treasury Money		5,646.92	18.41	-	5,665.33
Date	Description		Debit	Credit	Type
09/18/2025	Charles Schwab		1.03	-	Invoice
09/30/2025	Charles Schwab		17.38	-	Invoice
15050 - First Foundation x7973 Mat.03-01-2026 3.440 % 13mths		172,677.71	571.46	-	173,249.17
Date	Description		Debit	Credit	Type
09/01/2025	September Interest		571.46	-	GL Entry
15055 - Alliance x2689 Mat. 07-17-2026 4.4% 11mths		105,844.73	348.79	-	106,193.52
Date	Description		Debit	Credit	Type
09/16/2025	September Interest		348.79	-	GL Entry

South Coast Shores Homeowners Association

GL Trial Balance For 9/1/2025 - 9/30/2025

		Beginning Balance	Current		Ending Balance
			Debit	Credit	
15070 - First Foundation x7797 Mat. 12-14-2025 4.16% 13mths		105,038.85	371.75	-	105,410.60
Date	Description		Debit	Credit	Type
09/01/2025	September Interest		371.75	-	GL Entry
15097 - First Foundation x5354 Mat. 03-17-2026 3.92% 9mths		57,460.32	191.71	-	57,652.03
Date	Description		Debit	Credit	Type
09/01/2025	September Interest		191.71	-	GL Entry
15098 - Charles Schwab - US Treasury Bill Mat. 05-31-2026 4.03% 9mths		120,171.10	-	-	120,171.10
Date	Description		Debit	Credit	Type
20200 - Accrued Expenses		-15.00	-	-	-15.00
Date	Description		Debit	Credit	Type
21120 - Deposits: Clubhouse		-925.00	-	-	-925.00
Date	Description		Debit	Credit	Type
21500 - Prepaid Assessments		-12,421.53	8,788.98	8,026.00	-11,658.55
Date	Description		Debit	Credit	Type
09/01/2025	Batched eCheck		-	800.00	Owner Payment
09/01/2025	Batched Credit Distribution		7,988.98	-	Credit Distribution
09/02/2025	Batched Credit Distribution		800.00	-	Credit Distribution
09/03/2025	Check		-	20.00	Owner Payment
09/04/2025	Check		-	1,200.00	Owner Payment
09/08/2025	Credit Card		-	6.00	Owner Payment
09/11/2025	Check		-	400.00	Owner Payment
09/15/2025	eCheck		-	400.00	Owner Payment
09/15/2025	Check		-	400.00	Owner Payment
09/20/2025	eCheck		-	400.00	Owner Payment
09/25/2025	Check		-	400.00	Owner Payment
09/26/2025	eCheck		-	1,600.00	Owner Payment
09/29/2025	eCheck		-	400.00	Owner Payment
09/29/2025	Check		-	400.00	Owner Payment

South Coast Shores Homeowners Association

GL Trial Balance For 9/1/2025 - 9/30/2025

			Beginning Balance	Current		Ending Balance
				Debit	Credit	
21500 - Prepaid Assessments			-12,421.53	8,788.98	8,026.00	-11,658.55
Date		Description		Debit	Credit	Type
09/30/2025	Batched	eCheck		-	800.00	Owner Payment
09/30/2025	Batched	Check		-	800.00	Owner Payment
33600 - General Reserves			-778,027.25	-	11,250.00	-789,277.25
Date		Description		Debit	Credit	Type
09/16/2025		Monthly Reserve Contribution		-	11,250.00	GL Entry
38990 - Interest			-3,180.19	-	1,556.57	-4,736.76
Date		Description		Debit	Credit	Type
09/01/2025	Batched	September Interest		-	1,161.78	GL Entry
09/16/2025		September Interest		-	348.79	GL Entry
09/30/2025		September Interest		-	46.00	GL Entry
39900 - Prior Year Surplus (Deficit)			-282,751.14	-	-	-282,751.14
Date		Description		Debit	Credit	Type
40100 - Assessments			-145,600.00	-	72,800.00	-218,400.00
Date		Description		Debit	Credit	Type
09/01/2025	Batched	Monthly Assessment		-	72,800.00	Owner Charge
40500 - Clubhouse Rental			-600.00	-	350.00	-950.00
Date		Description		Debit	Credit	Type
09/15/2025	Batched	Clubhouse Rental		-	350.00	Owner Charge
40600 - Collection Fees			-150.00	-	-	-150.00
Date		Description		Debit	Credit	Type
40800 - Interest Charges			-9.63	-	-	-9.63
Date		Description		Debit	Credit	Type
40900 - Key Fees			-25.00	-	-	-25.00
Date		Description		Debit	Credit	Type

South Coast Shores Homeowners Association

GL Trial Balance For 9/1/2025 - 9/30/2025

		Beginning Balance	Current		Ending Balance
			Debit	Credit	
40900 - Key Fees		-25.00	-	-	-25.00
Date	Description		Debit	Credit	Type
41000 - Late Charges		-20.00	10.00	10.00	-20.00
Date	Description		Debit	Credit	Type
09/16/2025	Late Fee		-	10.00	Owner Charge
09/30/2025	Adjustment Reverse Late Fee		10.00	-	Adjustment
41600 - Transmitters		-105.00	-	155.00	-260.00
Date	Description		Debit	Credit	Type
09/08/2025	Gate Remote Fee (4)		-	120.00	Owner Charge
09/12/2025	Gate Remote Fee		-	35.00	Owner Charge
44010 - Interest Income		-4,759.48	-	1,566.10	-6,325.58
Date	Description		Debit	Credit	Type
09/01/2025	Batched September Interest		-	1,171.31	GL Entry
09/16/2025	September Interest		-	348.79	GL Entry
09/30/2025	September Interest		-	46.00	GL Entry
50200 - Electricity		9,815.04	4,967.46	-	14,782.50
Date	Description		Debit	Credit	Type
09/18/2025	20250828 - SCE - Monthly electric		4,967.46	-	Invoice
50300 - Gas		1,586.07	671.47	-	2,257.54
Date	Description		Debit	Credit	Type
09/15/2025	20250828 - SoCal Gas - Monthly Gas Bill		671.47	-	Invoice
50400 - Refuse Removal		16,278.80	8,127.92	-	24,406.72
Date	Description		Debit	Credit	Type
09/15/2025	616-000370691 - Republic Services - Monthly Refuse		8,127.92	-	Invoice
50700 - Telephone - Entry Gates		375.60	359.60	183.80	551.40
Date	Description		Debit	Credit	Type
09/15/2025	Doorking Inc.		175.80	-	Invoice

South Coast Shores Homeowners Association

GL Trial Balance For 9/1/2025 - 9/30/2025

		Beginning Balance	Current		Ending Balance
			Debit	Credit	
50700 - Telephone - Entry Gates		375.60	359.60	183.80	551.40
Date	Description		Debit	Credit	Type
09/18/2025	2584685 - Doorking Inc.		183.80	-	Invoice
09/30/2025	2584685 - Doorking Inc.		-	183.80	Invoice
50800 - Water		1,852.18	489.90	-	2,342.08
Date	Description		Debit	Credit	Type
09/18/2025	20250828 - City of Santa Ana - Monthly water		489.90	-	Invoice
55100 - Pool / Spa: Service Contract		1,788.10	550.00	-	2,338.10
Date	Description		Debit	Credit	Type
09/04/2025	55932 - Blue Balance Pool and Janitorial service Inc - Pool		550.00	-	Invoice
55300 - Pool / Spa: Supplies		1,729.44	824.40	-	2,553.84
Date	Description		Debit	Credit	Type
09/04/2025	56605 - Blue Balance Pool and Janitorial service Inc - Pool Chemicals		741.60	-	Invoice
09/15/2025	56541 - Blue Balance Pool and Janitorial service Inc - Pool Chemicals		82.80	-	Invoice
60100 - Landscape: Service Contract		32,292.79	16,540.21	-	48,833.00
Date	Description		Debit	Credit	Type
09/04/2025	18228 - RELENTLESS LAND CARE - Monthly Landscape Maint		16,540.21	-	Invoice
60200 - Landscape: Extras		13,582.00	1,665.00	-	15,247.00
Date	Description		Debit	Credit	Type
09/15/2025	18433 - RELENTLESS LAND CARE - MarArthur - Plant fill		480.00	-	Invoice
09/15/2025	18431 - RELENTLESS LAND CARE - XN5553970 - Grass around Lake		500.00	-	Invoice
09/15/2025	18434 - RELENTLESS LAND CARE - MacArthur Plant Fill - Right Side		480.00	-	Invoice
09/15/2025	18435 - RELENTLESS LAND CARE - Landscape Plant Fill		100.00	-	Invoice
09/18/2025	18330 - RELENTLESS LAND CARE - aug Plant Fill		105.00	-	Invoice
60800 - Irrigation: Repairs / Maintenance		9,922.00	381.00	-	10,303.00
Date	Description		Debit	Credit	Type

South Coast Shores Homeowners Association

GL Trial Balance For 9/1/2025 - 9/30/2025

		Beginning Balance	Current		Ending Balance
			Debit	Credit	
60800 - Irrigation: Repairs / Maintenance		9,922.00	381.00	-	10,303.00
Date	Description		Debit	Credit	Type
09/15/2025	18437 - RELENTLESS LAND CARE - Irrigation - XN5691165		381.00	-	Invoice
61100 - Tree Trimming		5,500.00	617.50	-	6,117.50
Date	Description		Debit	Credit	Type
09/15/2025	18427 - RELENTLESS LAND CARE - XN5548938 - 3615 S Ocean Crest		617.50	-	Invoice
70100 - Access Gate Repairs		424.44	170.00	85.00	509.44
Date	Description		Debit	Credit	Type
09/04/2025	209303 - C.G. Systems, LLC - Monthly Phone Programming		85.00	-	Invoice
09/05/2025	209303 - C.G. Systems, LLC - Monthly Phone Programming		-	85.00	Invoice
09/15/2025	209303 - C.G. Systems, LLC - Monthly Phone Programming		85.00	-	Invoice
70600 - Common Area: Maintenance		1,281.06	369.56	-	1,650.62
Date	Description		Debit	Credit	Type
09/24/2025	1279 - Gabriel Nava - New Signs - Bear Signs		369.56	-	Invoice
71400 - Fire Safety		100.73	-	-	100.73
Date	Description		Debit	Credit	Type
72500 - Janitorial: Service Contract		1,197.00	896.00	-	2,093.00
Date	Description		Debit	Credit	Type
09/04/2025	359293 - Personal Touch Cleaning And Maintenance Inc - Janitorial		896.00	-	Invoice
72600 - Janitorial: Supplies/Extras		185.00	-	-	185.00
Date	Description		Debit	Credit	Type
72700 - Keys & Locks		0.00	555.14	-	555.14
Date	Description		Debit	Credit	Type
09/18/2025	209448 - C.G. Systems, LLC - 10 gate Remotes		495.35	-	Invoice
09/24/2025	TLSO566 - Landrum Inc. - Pool Keys - 10		59.79	-	Invoice

South Coast Shores Homeowners Association

GL Trial Balance For 9/1/2025 - 9/30/2025

		Beginning Balance	Current		Ending Balance
			Debit	Credit	
72900 - Lighting: Repairs / Supplies		1,278.88	1,192.03	-	2,470.91
Date	Description		Debit	Credit	Type
09/15/2025	166082 - Tri-county Lighting Services Corp - XN5492410 - Light Repairs		577.09	-	Invoice
09/24/2025	166178 - Tri-county Lighting Services Corp - Light Pole Out - Gate #5		614.94	-	Invoice
73200 - Patrol Service		2,334.94	-	-	2,334.94
Date	Description		Debit	Credit	Type
73300 - Pest & Rodent Control: Contract		600.00	300.00	-	900.00
Date	Description		Debit	Credit	Type
09/04/2025	1014660 - Newport Exterminating Inc. - Monthly Rodent Control		300.00	-	Invoice
74600 - Street Sweeping		2,690.25	1,371.50	-	4,061.75
Date	Description		Debit	Credit	Type
09/04/2025	18230 - RELENTLESS LAND CARE - Monthly Sweeping Svc		1,371.50	-	Invoice
74915 - Waterscape Maintenance		4,282.50	1,985.00	-	6,267.50
Date	Description		Debit	Credit	Type
09/04/2025	28645 - Water Systems Maintenance, Inc. - Maintenance		1,985.00	-	Invoice
80500 - Collection / Bad Debt Expense		-161.60	-	-	-161.60
Date	Description		Debit	Credit	Type
80600 - Bank Charges		25.00	-	-	25.00
Date	Description		Debit	Credit	Type
80700 - Collection Expenses		27.41	10.00	-	37.41
Date	Description		Debit	Credit	Type
09/24/2025	52941 - Optimum Professional Property Management (OPPM) - September 2025		10.00	-	Invoice
81200 - Insurance		32,681.32	-	-	32,681.32
Date	Description		Debit	Credit	Type

South Coast Shores Homeowners Association

GL Trial Balance For 9/1/2025 - 9/30/2025

		Beginning Balance	Current		Ending Balance
			Debit	Credit	
81200 - Insurance		32,681.32	-	-	32,681.32
Date	Description		Debit	Credit	Type
82600 - Printing / Mailing / Supplies		262.24	422.80	-	685.04
Date	Description		Debit	Credit	Type
09/24/2025	52941 - Optimum Professional Property Management (OPPM) - September 2025		422.80	-	Invoice
82700 - Professional Management: Contract		6,648.00	-	-	6,648.00
Date	Description		Debit	Credit	Type
82800 - Miscellaneous Administration		476.00	-	-	476.00
Date	Description		Debit	Credit	Type
83100 - Tax: Federal		0.00	2,450.00	-	2,450.00
Date	Description		Debit	Credit	Type
09/11/2025	Financial Agent, Federal Tax Deposit Processing		2,450.00	-	Invoice
83200 - Tax: State		775.00	-	-	775.00
Date	Description		Debit	Credit	Type
93600 - General Reserves		22,500.00	11,250.00	-	33,750.00
Date	Description		Debit	Credit	Type
09/16/2025	Monthly Reserve Contribution		11,250.00	-	GL Entry
98990 - Interest		3,180.19	1,556.57	-	4,736.76
Date	Description		Debit	Credit	Type
09/01/2025	Batched September Interest		1,161.78	-	GL Entry
09/16/2025	September Interest		348.79	-	GL Entry
09/30/2025	September Interest		46.00	-	GL Entry
Net Total		0.00	233,891.33	233,891.33	0.00

South Coast Shores Homeowners Association

Bank Account Reconciliation for Period 9/30/2025

Reconciliation Summary

Bank Account	Bank Bal.	Uncleared Items	Adj. Balance	Book Balance	Status
Pacific Premier Bank Op	213,975.68	-3,115.32	210,860.36	210,860.36	Balanced
Alliance Association Bank	106,193.52	0.00	106,193.52	106,193.52	Balanced
Comerica Bank	77,284.88	0.00	77,284.88	77,284.88	Balanced
First Foundation Bank	173,249.17	0.00	173,249.17	173,249.17	Balanced
First Foundation Bank	105,410.60	0.00	105,410.60	105,410.60	Balanced
First Foundation	57,652.03	0.00	57,652.03	57,652.03	Balanced
FCB MMA	60,479.20	0.00	60,479.20	60,479.20	Balanced
Charles Schwab	0.00	0.00	0.00	0.00	Balanced
Pacific Premier Bank MMA	165,193.06	0.00	165,193.06	165,193.06	Balanced

Unreconciled Items

Date	Description	Check No	Amount
Pacific Premier Bank Op			
9/15/2025	Relentless Land Care	2816	-617.50
9/15/2025	Relentless Land Care	2816	-480.00
9/15/2025	Relentless Land Care	2816	-500.00
9/15/2025	Relentless Land Care	2816	-381.00
9/15/2025	Relentless Land Care	2816	-100.00
9/15/2025	Relentless Land Care	2816	-480.00
9/15/2025	Tri-county Lighting Services Corp	2817	-577.09
9/18/2025	Relentless Land Care	2818	-105.00
9/24/2025	Tustin Lock and Safe	2819	-59.79
9/24/2025	Tri-county Lighting Services Corp	2820	-614.94
9/30/2025	Acct: 99245537 eCheck		400.00
9/30/2025	Acct: 99245992 eCheck		400.00
Total Pacific Premier Bank Op			-3,115.32

Reconciled Items

Date	Description	Check No	Amount
Pacific Premier Bank Op			
8/30/2025	Acct: 99245992 eCheck		400.00

South Coast Shores Homeowners Association

Bank Account Reconciliation for Period 9/30/2025

Date	Description	Check No	Amount
8/31/2025	Acct: 99245537 eCheck		400.00
9/1/2025	Acct: 99224387 eCheck		400.00
9/1/2025	Acct: 99224351 eCheck		400.00
9/1/2025	Acct: 99227232 eCheck		400.00
9/1/2025	Acct: 99224362 eCheck		400.00
9/1/2025	Acct: 99262993 eCheck		400.00
9/1/2025	Acct: 99224376 CC		435.00
9/1/2025	Acct: 99224471 eCheck		400.00
9/2/2025	Acct: 99230522 eCheck		400.00
9/2/2025	Lockbox - Klik ACH		3,600.00
9/2/2025	Lockbox - Klik Check		400.00
9/3/2025	Acct: 99247274 eCheck		400.00
9/3/2025	Lockbox - Klik ACH		1,200.00
9/3/2025	Lockbox - Klik Check		820.00
9/4/2025	Acct: 99237859 eCheck		400.00
9/4/2025	Lockbox - Klik Check		2,400.00
9/4/2025	Lockbox - Klik ACH		1,600.00
9/5/2025	Acct: 99224448 ACH	ACH	400.00
9/5/2025	Acct: 99224273 ACH	ACH	400.00
9/5/2025	Acct: 99224449 ACH	ACH	400.00
9/5/2025	Acct: 99224284 ACH	ACH	400.00
9/5/2025	Acct: 99224453 ACH	ACH	400.00
9/5/2025	Acct: 99224290 ACH	ACH	400.00
9/5/2025	Acct: 99224296 ACH	ACH	400.00
9/5/2025	Acct: 99224463 ACH	ACH	400.00
9/5/2025	Acct: 99224468 ACH	ACH	400.00
9/5/2025	Acct: 99224300 ACH	ACH	400.00
9/5/2025	Acct: 99224473 ACH	ACH	400.00
9/5/2025	Acct: 99224308 ACH	ACH	400.00
9/5/2025	Acct: 99224478 ACH	ACH	400.00
9/5/2025	Acct: 99224319 ACH	ACH	400.00
9/5/2025	Acct: 99224487 ACH	ACH	400.00
9/5/2025	Acct: 99224323 ACH	ACH	400.00
9/5/2025	Acct: 99224330 ACH	ACH	400.00
9/5/2025	Acct: 99224491 ACH	ACH	400.00
9/5/2025	Acct: 99224335 ACH	ACH	400.00
9/5/2025	Acct: 99224336 ACH	ACH	400.00
9/5/2025	Acct: 99224492 ACH	ACH	400.00
9/5/2025	Acct: 99224349 ACH	ACH	400.00
9/5/2025	Acct: 99224497 ACH	ACH	400.00
9/5/2025	Acct: 99224358 ACH	ACH	400.00
9/5/2025	Acct: 99224500 ACH	ACH	400.00

South Coast Shores Homeowners Association

Bank Account Reconciliation for Period 9/30/2025

Date	Description	Check No	Amount
9/5/2025	Acct: 99224363 ACH	ACH	400.00
9/5/2025	Acct: 99224512 ACH	ACH	400.00
9/5/2025	Acct: 99224370 ACH	ACH	400.00
9/5/2025	Acct: 99224517 ACH	ACH	400.00
9/5/2025	Acct: 99224372 ACH	ACH	400.00
9/5/2025	Acct: 99224520 ACH	ACH	400.00
9/5/2025	Acct: 99224378 ACH	ACH	400.00
9/5/2025	Acct: 99224524 ACH	ACH	400.00
9/5/2025	Acct: 99224380 ACH	ACH	400.00
9/5/2025	Acct: 99224531 ACH	ACH	400.00
9/5/2025	Acct: 99224384 ACH	ACH	400.00
9/5/2025	Acct: 99224533 ACH	ACH	400.00
9/5/2025	Acct: 99224386 ACH	ACH	400.00
9/5/2025	Acct: 99224543 ACH	ACH	400.00
9/5/2025	Acct: 99224390 ACH	ACH	400.00
9/5/2025	Acct: 99224548 ACH	ACH	400.00
9/5/2025	Acct: 99224398 ACH	ACH	400.00
9/5/2025	Acct: 99224549 ACH	ACH	400.00
9/5/2025	Acct: 99224399 ACH	ACH	400.00
9/5/2025	Acct: 99224563 ACH	ACH	400.00
9/5/2025	Acct: 99224402 ACH	ACH	400.00
9/5/2025	Acct: 99224569 ACH	ACH	400.00
9/5/2025	Acct: 99224404 ACH	ACH	400.00
9/5/2025	Acct: 99224405 ACH	ACH	400.00
9/5/2025	Acct: 99224574 ACH	ACH	400.00
9/5/2025	Acct: 99224407 ACH	ACH	400.00
9/5/2025	Acct: 99224575 ACH	ACH	400.00
9/5/2025	Acct: 99224408 ACH	ACH	400.00
9/5/2025	Acct: 99224579 ACH	ACH	400.00
9/5/2025	Acct: 99224409 ACH	ACH	400.00
9/5/2025	Acct: 99224589 ACH	ACH	400.00
9/5/2025	Acct: 99224413 ACH	ACH	400.00
9/5/2025	Acct: 99224592 ACH	ACH	400.00
9/5/2025	Acct: 99224414 ACH	ACH	400.00
9/5/2025	Acct: 99224595 ACH	ACH	400.00
9/5/2025	Acct: 99224416 ACH	ACH	400.00
9/5/2025	Acct: 99224599 ACH	ACH	400.00
9/5/2025	Acct: 99224612 ACH	ACH	400.00
9/5/2025	Acct: 99224417 ACH	ACH	400.00
9/5/2025	Acct: 99224421 ACH	ACH	400.00
9/5/2025	Acct: 99224662 ACH	ACH	400.00
9/5/2025	Acct: 99224666 ACH	ACH	400.00

South Coast Shores Homeowners Association

Bank Account Reconciliation for Period 9/30/2025

Date	Description	Check No	Amount
9/5/2025	Acct: 99224423 ACH	ACH	400.00
9/5/2025	Acct: 99225468 ACH	ACH	400.00
9/5/2025	Acct: 99224426 ACH	ACH	400.00
9/5/2025	Acct: 99225775 ACH	ACH	400.00
9/5/2025	Acct: 99224428 ACH	ACH	400.00
9/5/2025	Acct: 99225863 ACH	ACH	400.00
9/5/2025	Acct: 99224434 ACH	ACH	400.00
9/5/2025	Acct: 99225990 ACH	ACH	400.00
9/5/2025	Acct: 99224435 ACH	ACH	400.00
9/5/2025	Acct: 99227181 ACH	ACH	400.00
9/5/2025	Acct: 99224440 ACH	ACH	400.00
9/5/2025	Acct: 99227353 ACH	ACH	400.00
9/5/2025	Acct: 99224443 ACH	ACH	400.00
9/5/2025	Acct: 99229854 ACH	ACH	400.00
9/5/2025	Acct: 99224445 ACH	ACH	400.00
9/5/2025	Acct: 99230534 ACH	ACH	400.00
9/5/2025	Acct: 99232666 ACH	ACH	400.00
9/5/2025	Acct: 99233746 ACH	ACH	400.00
9/5/2025	Acct: 99236494 ACH	ACH	400.00
9/5/2025	Acct: 99239397 ACH	ACH	400.00
9/5/2025	Acct: 99241017 ACH	ACH	400.00
9/5/2025	Acct: 99242586 ACH	ACH	400.00
9/5/2025	Acct: 99246194 ACH	ACH	400.00
9/5/2025	Acct: 99250419 ACH	ACH	400.00
9/5/2025	Acct: 99252481 ACH	ACH	400.00
9/5/2025	Acct: 99252880 ACH	ACH	400.00
9/5/2025	Acct: 99254489 ACH	ACH	400.00
9/5/2025	Acct: 99254858 ACH	ACH	400.00
9/5/2025	Acct: 99257699 ACH	ACH	400.00
9/5/2025	Acct: 99257933 ACH	ACH	400.00
9/5/2025	Acct: 99259054 ACH	ACH	400.00
9/5/2025	Acct: 99259309 ACH	ACH	400.00
9/5/2025	Acct: 99263561 ACH	ACH	400.00
9/5/2025	Acct: 99228677 eCheck		400.00
9/5/2025	Acct: 99224306 eCheck		400.00
9/5/2025	Lockbox - Klik Check		800.00
9/5/2025	Lockbox - Klik ACH		1,600.00
9/6/2025	Acct: 99224410 CC		400.00
9/8/2025	Acct: 99261962 CC		402.00
9/8/2025	Acct: 99224357 eCheck		400.00
9/8/2025	Lockbox - Klik Check		520.00
9/8/2025	Lockbox - Klik ACH		1,200.00

South Coast Shores Homeowners Association

Bank Account Reconciliation for Period 9/30/2025

Date	Description	Check No	Amount
9/9/2025	Acct: 99224383 eCheck		400.00
9/9/2025	Lockbox - Klik ACH		1,200.00
9/9/2025	Lockbox - Klik Check		800.00
9/10/2025	Lockbox - Klik ACH		800.00
9/11/2025	Lockbox - Klik Check		800.00
9/11/2025	Lockbox - Klik ACH		1,600.00
9/12/2025	Acct: 99224588 eCheck		400.00
9/12/2025	Lockbox - Klik Check		35.00
9/15/2025	Acct: 99224279 eCheck		400.00
9/15/2025	Lockbox - Klik Check		350.00
9/15/2025	Lockbox - Klik ACH		400.00
9/20/2025	Acct: 99224429 eCheck		400.00
9/25/2025	Lockbox - Klik ACH		400.00
9/26/2025	Acct: 99224506 eCheck		1,600.00
9/29/2025	Acct: 99254461 eCheck		400.00
9/29/2025	Lockbox - Klik ACH		400.00
9/30/2025	Lockbox - Klik ACH		800.00
8/19/2025	Relentless Land Care	2806	-62.00
8/19/2025	Relentless Land Care	2806	-195.00
8/26/2025	LaBarre and Oksnee Insurance Agency, Inc	2807	-4,277.61
8/26/2025	Relentless Land Care	2808	-2,698.00
8/26/2025	Relentless Land Care	2808	-3,500.00
8/26/2025	Relentless Land Care	2808	-2,100.00
8/26/2025	Relentless Land Care	2808	-1,900.00
8/26/2025	Relentless Land Care	2808	-2,687.00
8/26/2025	Relentless Land Care	2808	-2,000.00
8/26/2025	Tri-county Lighting Services Corp	2809	-594.94
8/26/2025	Relentless Land Care	2808	-2,600.00
9/4/2025	Blue Balance Pool and Janitorial service Inc	2810	-741.60
9/4/2025	Blue Balance Pool and Janitorial service Inc	2810	-550.00
9/4/2025	Newport Exterminating	2811	-300.00
9/4/2025	Personal Touch Cleaning And Maintenance Inc	ACH	-896.00
9/4/2025	Relentless Land Care	2812	-16,540.21
9/4/2025	Relentless Land Care	2812	-1,371.50
9/4/2025	Water Systems Maintenance, Inc.	2813	-1,985.00
9/11/2025	Internal Revenue Service - IRS Payment		-2,450.00
9/15/2025	Doorking Inc.		-175.80
9/15/2025	California Gate & Entry Systems	ACH	-85.00
9/15/2025	Republic Services	2814	-8,127.92
9/15/2025	Blue Balance Pool and Janitorial service Inc	2815	-82.80
9/15/2025	SoCal Gas		-671.47
9/16/2025	Transfer to Pacific Premier Bank MMA		-11,250.00

South Coast Shores Homeowners Association

Bank Account Reconciliation for Period 9/30/2025

Date	Description	Check No	Amount
9/18/2025	SCE		-4,967.46
9/18/2025	City of Santa Ana		-489.90
9/18/2025	California Gate & Entry Systems	ACH	-495.35
9/24/2025	Bear Signs	2821	-369.56
9/24/2025	Optimum Professional Property Management (OPPM)	ACH	-432.80
Total Pacific Premier Bank Op			-2,434.92

Alliance Association Bank

9/16/2025	September Interest		348.79
Total Alliance Association Bank			348.79

Charles Schwab

9/1/2025	September Interest		18.41
9/18/2025	Charles Schwab - US Treasury Money		-1.03
9/30/2025	Charles Schwab - US Treasury Money		-17.38
Total Charles Schwab			0.00

Comerica Bank

9/1/2025	September Interest		9.53
Total Comerica Bank			9.53

FCB MMA

9/1/2025	September Interest		8.45
Total FCB MMA			8.45

First Foundation

9/1/2025	September Interest		191.71
Total First Foundation			191.71

First Foundation Bank

9/1/2025	September Interest		571.46
9/1/2025	September Interest		371.75
Total First Foundation Bank			943.21

Pacific Premier Bank MMA

9/16/2025	Transfer from Pacific Premier Bank Op		11,250.00
-----------	---------------------------------------	--	-----------

South Coast Shores Homeowners Association

Bank Account Reconciliation for Period 9/30/2025

Date	Description	Check No	Amount
9/30/2025	September Interest		46.00
8/26/2025	City Service Paving	266	-3,600.00
Total Pacific Premier Bank MMA			7,696.00



SOUTH COAST SHORES HOMEOWNERS
ASSOCIATION
OPTIMUM PROFESSIONAL PROPERTY
MANAGEMENT INC.
230 COMMERCE STE 250
IRVINE CA 92602-1338

Page 1 of 3
Branch 010
Account Number: 3122001195
Date 09/30/2025
EM

Pacific Premier Bank is now Columbia Bank. As a result, you will enjoy access to a broader suite of services to support the growth of your business and family.

The transition of Pacific Premier systems and services to those offered by Columbia Bank is expected to take place in January 2026. There is nothing you need to do at this time-your accounts, cards, and all digital banking services continue to function as they always have. Expect regular updates, plenty of advance notice, and guidance to ensure a smooth experience. Please visit the Merger Information Center at www.columbiabank.com/pacific for details.

We value your business and look forward to building an even stronger partnership in the years to come.

HOA MONEY MARKET

Acct 3122001195

Summary of Activity Since Your Last Statement

Beginning Balance	9/01/25	157,497.06
Deposits / Misc Credits	2	11,296.00
Withdrawals / Misc Debits	1	3,600.00
** Ending Balance	9/30/25	165,193.06 **
Service Charge		.00
Interest Paid Thru 9/30/25		46.00
Interest Paid Year To Date		478.05
Average Rate / Cycle Days		.35000 / 30
Enclosures		1

Deposits and Credits

Date	Deposits	Withdrawals	Activity Description
9/16	11,250.00		DataVault Transfer from #0834
9/30	46.00		INTEREST EARNED

Checks in Check Number Order

Date	Check No	Amount	Date	Check No	Amount	Date	Check No	Amount
9/04	266	3,600.00						

* indicates a break in check number sequence



SOUTH COAST SHORES HOMEOWNERS
ASSOCIATION
OPTIMUM PROFESSIONAL PROPERTY
MANAGEMENT INC.
230 COMMERCE STE 250
IRVINE CA 92602-1338

Page 2 of 3
Branch 010
Account Number: 3122001195
Date 09/30/2025
EM

Daily Balance Summary

Date	Balance	Date	Balance	Date	Balance
9/04	153,897.06	9/16	165,147.06	9/30	165,193.06



SOUTH COAST SHORES HOMEOWNERS
ASSOCIATION
OPTIMUM PROFESSIONAL PROPERTY
MANAGEMENT INC.
230 COMMERCE STE 250
IRVINE CA 92602-1338

Page 1 of 12
Branch 010
Account Number: 3121000834
Date 09/30/2025
EM

Pacific Premier Bank is now Columbia Bank. As a result, you will enjoy access to a broader suite of services to support the growth of your business and family.

The transition of Pacific Premier systems and services to those offered by Columbia Bank is expected to take place in January 2026. There is nothing you need to do at this time-your accounts, cards, and all digital banking services continue to function as they always have. Expect regular updates, plenty of advance notice, and guidance to ensure a smooth experience. Please visit the Merger Information Center at www.columbiabank.com/pacific for details.

We value your business and look forward to building an even stronger partnership in the years to come.

HOA NON INT CKG

Acct 3121000834

Summary of Activity Since Your Last Statement

Beginning Balance	9/01/25	216,410.60	
Deposits / Misc Credits	133	72,162.00	
Withdrawals / Misc Debits	21	74,596.92	
** Ending Balance	9/30/25	213,975.68	**
Service Charge		.00	
Enclosures		11	

Deposits and Credits

Date	Deposits	Withdrawals	Activity Description
9/02	400.00		HOA LOCKBOX DEPOSIT
9/03	435.00		PAYLEASE.COM/CREDIT
			441010192 Optimum Property Manag
9/03	1,200.00		9000005993/Catch CR
			ESLWDJ88 eKlik
9/03	3,600.00		PayLease.com/Settlement
			000024875214714 Optimum Property Manag
9/03	3,600.00		9000005993/Catch CR
			ESFF559C eKlik
9/03	820.00		HOA LOCKBOX DEPOSIT
9/04	400.00		PayLease.com/Settlement
			000024897022802 Optimum Property Manag



SOUTH COAST SHORES HOMEOWNERS
ASSOCIATION
OPTIMUM PROFESSIONAL PROPERTY
MANAGEMENT INC.
230 COMMERCE STE 250
IRVINE CA 92602-1338

Page 2 of 12
Branch 010
Account Number: 3121000834
Date 09/30/2025
EM

Deposits and Credits

Date	Deposits	Withdrawals	Activity Description
9/04	2,400.00		HOA LOCKBOX DEPOSIT
9/05	400.00		PayLease.com/Settlement 000024911647110 Optimum Property Manag
9/05	1,600.00		9000005993/Catch CR ESPMPL52 eKlik
9/05	1,600.00		9000005993/Catch CR ESPPM842 eKlik
9/05	800.00		HOA LOCKBOX DEPOSIT
9/08	800.00		PayLease.com/Settlement 000024924855166 Optimum Property Manag
9/08	1,200.00		9000005993/Catch CR ESQZTDLN eKlik
9/08	520.00		HOA LOCKBOX DEPOSIT
9/09	400.00		SOUTH COAST SHOR/OwnerDraft 099224497 SOUTH COAST SHOR
9/09	400.00		SOUTH COAST SHOR/OwnerDraft 099224300 SOUTH COAST SHOR
9/09	400.00		SOUTH COAST SHOR/OwnerDraft 099224478 SOUTH COAST SHOR
9/09	400.00		SOUTH COAST SHOR/OwnerDraft 099224548 SOUTH COAST SHOR
9/09	400.00		SOUTH COAST SHOR/OwnerDraft 099224372 SOUTH COAST SHOR
9/09	400.00		SOUTH COAST SHOR/OwnerDraft 099224517 SOUTH COAST SHOR
9/09	400.00		SOUTH COAST SHOR/OwnerDraft 099224378 SOUTH COAST SHOR
9/09	400.00		SOUTH COAST SHOR/OwnerDraft 099224404 SOUTH COAST SHOR
9/09	400.00		SOUTH COAST SHOR/OwnerDraft 099239397 SOUTH COAST SHOR
9/09	400.00		SOUTH COAST SHOR/OwnerDraft 099254858 SOUTH COAST SHOR
9/09	400.00		SOUTH COAST SHOR/OwnerDraft 099246194 SOUTH COAST SHOR
9/09	400.00		SOUTH COAST SHOR/OwnerDraft 099242586 SOUTH COAST SHOR
9/09	400.00		SOUTH COAST SHOR/OwnerDraft 099224407 SOUTH COAST SHOR



SOUTH COAST SHORES HOMEOWNERS
ASSOCIATION
OPTIMUM PROFESSIONAL PROPERTY
MANAGEMENT INC.
230 COMMERCE STE 250
IRVINE CA 92602-1338

Page 3 of 12
Branch 010
Account Number: 3121000834
Date 09/30/2025

EM

Deposits and Credits

Date	Deposits	Withdrawals	Activity Description
9/09	400.00		SOUTH COAST SHOR/OwnerDraft 099224579 SOUTH COAST SHOR
9/09	400.00		SOUTH COAST SHOR/OwnerDraft 099224416 SOUTH COAST SHOR
9/09	400.00		SOUTH COAST SHOR/OwnerDraft 099224417 SOUTH COAST SHOR
9/09	400.00		SOUTH COAST SHOR/OwnerDraft 099263561 SOUTH COAST SHOR
9/09	400.00		SOUTH COAST SHOR/OwnerDraft 099224380 SOUTH COAST SHOR
9/09	400.00		SOUTH COAST SHOR/OwnerDraft 099224390 SOUTH COAST SHOR
9/09	400.00		SOUTH COAST SHOR/OwnerDraft 099224463 SOUTH COAST SHOR
9/09	400.00		SOUTH COAST SHOR/OwnerDraft 099224308 SOUTH COAST SHOR
9/09	400.00		SOUTH COAST SHOR/OwnerDraft 099224273 SOUTH COAST SHOR
9/09	400.00		SOUTH COAST SHOR/OwnerDraft 099224384 SOUTH COAST SHOR
9/09	400.00		SOUTH COAST SHOR/OwnerDraft 099224453 SOUTH COAST SHOR
9/09	400.00		SOUTH COAST SHOR/OwnerDraft 099224413 SOUTH COAST SHOR
9/09	400.00		SOUTH COAST SHOR/OwnerDraft 099224575 SOUTH COAST SHOR
9/09	400.00		SOUTH COAST SHOR/OwnerDraft 099224435 SOUTH COAST SHOR
9/09	400.00		SOUTH COAST SHOR/OwnerDraft 099224612 SOUTH COAST SHOR
9/09	400.00		SOUTH COAST SHOR/OwnerDraft 099224414 SOUTH COAST SHOR
9/09	400.00		SOUTH COAST SHOR/OwnerDraft 099224402 SOUTH COAST SHOR
9/09	400.00		SOUTH COAST SHOR/OwnerDraft 099225863 SOUTH COAST SHOR
9/09	400.00		SOUTH COAST SHOR/OwnerDraft 099224399 SOUTH COAST SHOR
9/09	400.00		SOUTH COAST SHOR/OwnerDraft



SOUTH COAST SHORES HOMEOWNERS
ASSOCIATION
OPTIMUM PROFESSIONAL PROPERTY
MANAGEMENT INC.
230 COMMERCE STE 250
IRVINE CA 92602-1338

Page 4 of 12
Branch 010
Account Number: 3121000834
Date 09/30/2025

EM

Deposits and Credits

Date	Deposits	Withdrawals	Activity Description
9/09	400.00		099224563 SOUTH COAST SHOR SOUTH COAST SHOR/OwnerDraft
9/09	400.00		099224662 SOUTH COAST SHOR SOUTH COAST SHOR/OwnerDraft
9/09	400.00		099224426 SOUTH COAST SHOR SOUTH COAST SHOR/OwnerDraft
9/09	400.00		099224569 SOUTH COAST SHOR SOUTH COAST SHOR/OwnerDraft
9/09	400.00		099225990 SOUTH COAST SHOR SOUTH COAST SHOR/OwnerDraft
9/09	400.00		099224284 SOUTH COAST SHOR SOUTH COAST SHOR/OwnerDraft
9/09	400.00		099224487 SOUTH COAST SHOR SOUTH COAST SHOR/OwnerDraft
9/09	400.00		099224500 SOUTH COAST SHOR SOUTH COAST SHOR/OwnerDraft
9/09	400.00		099224370 SOUTH COAST SHOR SOUTH COAST SHOR/OwnerDraft
9/09	400.00		099224468 SOUTH COAST SHOR SOUTH COAST SHOR/OwnerDraft
9/09	400.00		099224492 SOUTH COAST SHOR SOUTH COAST SHOR/OwnerDraft
9/09	400.00		099224323 SOUTH COAST SHOR SOUTH COAST SHOR/OwnerDraft
9/09	400.00		099224335 SOUTH COAST SHOR SOUTH COAST SHOR/OwnerDraft
9/09	400.00		099232666 SOUTH COAST SHOR SOUTH COAST SHOR/OwnerDraft
9/09	400.00		099227181 SOUTH COAST SHOR SOUTH COAST SHOR/OwnerDraft
9/09	400.00		099225775 SOUTH COAST SHOR SOUTH COAST SHOR/OwnerDraft
9/09	400.00		099254489 SOUTH COAST SHOR SOUTH COAST SHOR/OwnerDraft
9/09	400.00		099224443 SOUTH COAST SHOR SOUTH COAST SHOR/OwnerDraft
9/09	400.00		099227353 SOUTH COAST SHOR SOUTH COAST SHOR/OwnerDraft
9/09	400.00		099224445 SOUTH COAST SHOR



SOUTH COAST SHORES HOMEOWNERS
ASSOCIATION
OPTIMUM PROFESSIONAL PROPERTY
MANAGEMENT INC.
230 COMMERCE STE 250
IRVINE CA 92602-1338

Page 5 of 12
Branch 010
Account Number: 3121000834
Date 09/30/2025

EM

Deposits and Credits

Date	Deposits	Withdrawals	Activity Description
9/09	400.00		SOUTH COAST SHOR/OwnerDraft 099257699 SOUTH COAST SHOR
9/09	400.00		SOUTH COAST SHOR/OwnerDraft 099257933 SOUTH COAST SHOR
9/09	400.00		SOUTH COAST SHOR/OwnerDraft 099224533 SOUTH COAST SHOR
9/09	400.00		SOUTH COAST SHOR/OwnerDraft 099224531 SOUTH COAST SHOR
9/09	400.00		SOUTH COAST SHOR/OwnerDraft 099224543 SOUTH COAST SHOR
9/09	400.00		SOUTH COAST SHOR/OwnerDraft 099224524 SOUTH COAST SHOR
9/09	400.00		SOUTH COAST SHOR/OwnerDraft 099224336 SOUTH COAST SHOR
9/09	400.00		SOUTH COAST SHOR/OwnerDraft 099224398 SOUTH COAST SHOR
9/09	400.00		SOUTH COAST SHOR/OwnerDraft 099224512 SOUTH COAST SHOR
9/09	400.00		SOUTH COAST SHOR/OwnerDraft 099224421 SOUTH COAST SHOR
9/09	400.00		SOUTH COAST SHOR/OwnerDraft 099224574 SOUTH COAST SHOR
9/09	400.00		SOUTH COAST SHOR/OwnerDraft 099225468 SOUTH COAST SHOR
9/09	400.00		SOUTH COAST SHOR/OwnerDraft 099224599 SOUTH COAST SHOR
9/09	400.00		SOUTH COAST SHOR/OwnerDraft 099224440 SOUTH COAST SHOR
9/09	400.00		SOUTH COAST SHOR/OwnerDraft 099224549 SOUTH COAST SHOR
9/09	400.00		SOUTH COAST SHOR/OwnerDraft 099250419 SOUTH COAST SHOR
9/09	400.00		SOUTH COAST SHOR/OwnerDraft 099252880 SOUTH COAST SHOR
9/09	400.00		SOUTH COAST SHOR/OwnerDraft 099236494 SOUTH COAST SHOR
9/09	400.00		SOUTH COAST SHOR/OwnerDraft 099224449 SOUTH COAST SHOR
9/09	400.00		SOUTH COAST SHOR/OwnerDraft



SOUTH COAST SHORES HOMEOWNERS
ASSOCIATION
OPTIMUM PROFESSIONAL PROPERTY
MANAGEMENT INC.
230 COMMERCE STE 250
IRVINE CA 92602-1338

Page 6 of 12
Branch 010
Account Number: 3121000834
Date 09/30/2025

EM

Deposits and Credits

Date	Deposits	Withdrawals	Activity Description
9/09	400.00		099224319 SOUTH COAST SHOR SOUTH COAST SHOR/OwnerDraft
9/09	400.00		099224520 SOUTH COAST SHOR SOUTH COAST SHOR/OwnerDraft
9/09	400.00		099224296 SOUTH COAST SHOR SOUTH COAST SHOR/OwnerDraft
9/09	400.00		099224358 SOUTH COAST SHOR SOUTH COAST SHOR/OwnerDraft
9/09	400.00		099224330 SOUTH COAST SHOR SOUTH COAST SHOR/OwnerDraft
9/09	400.00		099224592 SOUTH COAST SHOR SOUTH COAST SHOR/OwnerDraft
9/09	400.00		099233746 SOUTH COAST SHOR SOUTH COAST SHOR/OwnerDraft
9/09	400.00		099224595 SOUTH COAST SHOR SOUTH COAST SHOR/OwnerDraft
9/09	400.00		099224409 SOUTH COAST SHOR SOUTH COAST SHOR/OwnerDraft
9/09	400.00		099224589 SOUTH COAST SHOR SOUTH COAST SHOR/OwnerDraft
9/09	400.00		099224666 SOUTH COAST SHOR SOUTH COAST SHOR/OwnerDraft
9/09	400.00		099224434 SOUTH COAST SHOR SOUTH COAST SHOR/OwnerDraft
9/09	400.00		099229854 SOUTH COAST SHOR SOUTH COAST SHOR/OwnerDraft
9/09	400.00		099252481 SOUTH COAST SHOR SOUTH COAST SHOR/OwnerDraft
9/09	400.00		099224386 SOUTH COAST SHOR SOUTH COAST SHOR/OwnerDraft
9/09	400.00		099224290 SOUTH COAST SHOR SOUTH COAST SHOR/OwnerDraft
9/09	400.00		099224491 SOUTH COAST SHOR SOUTH COAST SHOR/OwnerDraft
9/09	400.00		099224448 SOUTH COAST SHOR SOUTH COAST SHOR/OwnerDraft
9/09	400.00		099224473 SOUTH COAST SHOR SOUTH COAST SHOR/OwnerDraft
9/09	400.00		099224363 SOUTH COAST SHOR



SOUTH COAST SHORES HOMEOWNERS
ASSOCIATION
OPTIMUM PROFESSIONAL PROPERTY
MANAGEMENT INC.
230 COMMERCE STE 250
IRVINE CA 92602-1338

Page 7 of 12
Branch 010
Account Number: 3121000834
Date 09/30/2025

EM

Deposits and Credits

Date	Deposits	Withdrawals	Activity Description
9/09	400.00		SOUTH COAST SHOR/OwnerDraft 099224349 SOUTH COAST SHOR
9/09	400.00		SOUTH COAST SHOR/OwnerDraft 099230534 SOUTH COAST SHOR
9/09	400.00		SOUTH COAST SHOR/OwnerDraft 099224423 SOUTH COAST SHOR
9/09	400.00		SOUTH COAST SHOR/OwnerDraft 099224408 SOUTH COAST SHOR
9/09	400.00		SOUTH COAST SHOR/OwnerDraft 099224428 SOUTH COAST SHOR
9/09	400.00		SOUTH COAST SHOR/OwnerDraft 099259054 SOUTH COAST SHOR
9/09	400.00		SOUTH COAST SHOR/OwnerDraft 099259309 SOUTH COAST SHOR
9/09	400.00		SOUTH COAST SHOR/OwnerDraft 099241017 SOUTH COAST SHOR
9/09	400.00		SOUTH COAST SHOR/OwnerDraft 099224405 SOUTH COAST SHOR
9/09	802.00		PAYLEASE.COM/CREDIT 442649994 Optimum Property Manag
9/09	1,200.00		9000005993/Catch CR ESW2WD9G eKlik
9/09	800.00		HOA LOCKBOX DEPOSIT
9/10	400.00		PayLease.com/Settlement 000024952904058 Optimum Property Manag
9/10	800.00		9000005993/Catch CR ESXG5L4L eKlik
9/11	400.00		PayLease.com/Settlement 000024961569238 Optimum Property Manag
9/11	1,600.00		9000005993/Catch CR ESYTQK33 eKlik
9/11	800.00		HOA LOCKBOX DEPOSIT
9/12	35.00		HOA LOCKBOX DEPOSIT
9/15	400.00		PayLease.com/Settlement 000024983472782 Optimum Property Manag
9/15	400.00		9000005993/Catch CR ET1KDYSU eKlik
9/15	350.00		HOA LOCKBOX DEPOSIT
9/16	400.00		PayLease.com/Settlement



SOUTH COAST SHORES HOMEOWNERS
ASSOCIATION
OPTIMUM PROFESSIONAL PROPERTY
MANAGEMENT INC.
230 COMMERCE STE 250
IRVINE CA 92602-1338

Page 8 of 12
Branch 010
Account Number: 3121000834
Date 09/30/2025
EM

Deposits and Credits

Date	Deposits	Withdrawals	Activity Description
9/23	400.00		000024993922990 Optimum Property Manag PayLease.com/Settlement
9/25	400.00		000025044959622 Optimum Property Manag 9000005993/Catch CR ETKZGKCX eKlik
9/29	400.00		9000005993/Catch CR ETNQG6KD eKlik
9/30	800.00		9000005993/Catch CR ETSTX5RU eKlik
9/30	2,000.00		PayLease.com/Settlement 000025091743454 Optimum Property Manag

Withdrawals and Debits

Date	Deposits	Withdrawals	Activity Description
9/09		671.47	SOCALGAS/SIMPLEPAY 109508170079065 SOUTH COAST SHORES
9/10		4,967.46	SO CAL EDISON CO/DIRECTPAY 700132505579 SOUTH COAST SHORES HOA
9/11		2,450.00	IRS/USATAXPYMT 220565401371504 SOUTH COAST SHORE HOME
9/15		175.80	DOORKING, INC/DOORKING M121232731713 SOUTH COAST SHORES
9/15		896.00	SOUTH COAST SHOR/Invoice X5581102 SOUTH COAST SHOR
9/16		11,250.00	DataVault Transfer to #1195
9/17		85.00	SOUTH COAST SHOR/Invoice X5680432 SOUTH COAST SHOR
9/17		489.90	CITY OF SANTAANA/UTILITY 2217872 SOUTH COAST SHORES *HO
9/19		495.35	SOUTH COAST SHOR/Invoice X5694837 SOUTH COAST SHOR
9/29		432.80	SOUTH COAST SHOR/Invoice X5744795 SOUTH COAST SHOR

Checks in Check Number Order

Date	Check No	Amount	Date	Check No	Amount	Date	Check No	Amount
9/16	2806	257.00	9/10	2810	1,291.60	9/22	2814	8,127.92
9/03	2807	4,277.61	9/15	2811	300.00	9/18	2815	82.80
9/16	2808	17,485.00	9/25	2812	17,911.71	9/29	2821*	369.56
9/10	2809	594.94	9/10	2813	1,985.00			

* indicates a break in check number sequence



SOUTH COAST SHORES HOMEOWNERS
ASSOCIATION
OPTIMUM PROFESSIONAL PROPERTY
MANAGEMENT INC.
230 COMMERCE STE 250
IRVINE CA 92602-1338

Page 9 of 12
Branch 010
Account Number: 3121000834
Date 09/30/2025
EM

Daily Balance Summary

Date	Balance	Date	Balance	Date	Balance
9/02	216,810.60	9/11	266,749.52	9/22	228,689.75
9/03	222,187.99	9/12	266,784.52	9/23	229,089.75
9/04	224,987.99	9/15	266,562.72	9/25	211,578.04
9/05	229,387.99	9/16	237,970.72	9/29	211,175.68
9/08	231,907.99	9/17	237,395.82	9/30	213,975.68
9/09	274,038.52	9/18	237,313.02		
9/10	266,399.52	9/19	236,817.67		



PO Box 26237 • Las Vegas, NV 89126-0237

Return Service Requested

SOUTH COAST SHORES HOMEOWNERS ASSOC
C/O OPTIMUM PROFESSIONAL PROPERTY
COD
230 COMMERCE SUITE 250
IRVINE CA 92602-1338

Last statement: August 31, 2025
This statement: September 30, 2025
Total days in statement period: 30

Page 1
XXXXXX2689
(0)

Direct inquiries to:
888-734-4567

Alliance Association Banking
3075 W. Ray Road, FL 4
Chandler AZ 85226

THANK YOU FOR BANKING WITH US!

AAB CD

Account number	XXXXXX2689
Total principal	\$105,844.73
Total current balance	\$106,193.52
Total interest year to date	\$3,344.28

DAILY ACTIVITY

Date	Description	Additions	Subtractions	Balance
08-31	Beginning balance			\$105,844.73
09-16	Interest Credit	348.79		106,193.52
09-30	Ending totals	348.79	.00	\$106,193.52

Thank you for banking with Alliance Association Banking

Account 6012017797 SOUTH COAST SHO

Main

SOUTH COAST SHORES HOMEOWNERS ASSOCIATION C/O OPTIMUM PROPERTY MGMT INC 230 COMMERCE, STE 250 IRVINE CA 92602		TIN 95 2930418 Date of Birth Email kvos@optimumpm.com Work Phone (714)508-9070 Additional	Interest Earn YTD 3,240.77 Interest Earn LYR 4,598.46 Earnings Term 1 Months Next Earnings Date 10/14/2025 Maturity Term 13 Months Next Maturity Date 12/14/2025 Interest Rate 4.1600 Earnings Compound Anticipated Earnings 361.01 Current Balance 105,410.60 Accrued Earnings 204.42 Penalty 2,162.51 Proof/Memo 0.00 Redemption Amt 103,452.51
CIF Comments			
Location	Not Applicable	Owner	Corporation
Type	12—17 Month CD	Account Type	HOA
Officer	E Sifat Soufi		
FDIC Eligibility	Eligible		

History View History

Date	Maint Date	Description	Amount	Balance	Reference	RBS Reference Account	TC DC	Presented	Basis	Earnings Distr	Tran Date/Time	User
10/14/2020		Opening Deposit	95,157.00	95,157.00		12539169	0 100	10/14/2020	0.00	0.00	10/14/2020 5:35:29 PM	
11/14/2020		Accr Earning Payment	44.46	95,201.46	Added to Acct		0 111		0.00	0.00		
12/14/2020		Accr Earning Payment	43.05	95,244.51	Added to Acct		0 111		0.00	0.00		
01/14/2021		Accr Earning Payment	44.50	95,289.01	Added to Acct		0 111		0.00	0.00		
02/14/2021		Accr Earning Payment	44.52	95,333.53	Added to Acct		0 111		0.00	0.00		
03/14/2021		Accr Earning Payment	40.23	95,373.76	Added to Acct		0 111		0.00	0.00		
04/14/2021		Accr Earning Payment	44.56	95,418.32	Added to Acct		0 111		0.00	0.00		
05/14/2021		Accr Earning Payment	43.14	95,461.46	Added to Acct		0 111		0.00	0.00		
06/14/2021		Accr Earning Payment	44.60	95,506.06	Added to Acct		0 111		0.00	0.00		
07/14/2021		Accr Earning Payment	43.18	95,549.24	Added to Acct		0 111		0.00	0.00		
08/14/2021		Accr Earning Payment	44.64	95,593.88	Added to Acct		0 111		0.00	0.00		
09/14/2021		Accr Earning Payment	44.66	95,638.54	Added to Acct		0 111		0.00	0.00		
10/14/2021		Accr Earning Payment	43.24	95,681.78	Added to Acct		0 111		0.00	0.00		
10/14/2021		Rate Change	0.00	95,681.78	0.5500— 0.2000		0 60		0.00	0.00		
11/14/2021		Accr Earning Payment	16.25	95,698.03	Added to Acct		0 111		0.00	0.00		
12/14/2021		Accr Earning Payment	15.73	95,713.76	Added to Acct		0 111		0.00	0.00		
01/14/2022		Accr Earning Payment	16.26	95,730.02	Added to Acct		0 111		0.00	0.00		
02/14/2022		Accr Earning Payment	16.26	95,746.28	Added to Acct		0 111		0.00	0.00		
03/14/2022		Accr Earning Payment	14.69	95,760.97	Added to Acct		0 111		0.00	0.00		
04/14/2022		Accr Earning Payment	16.27	95,777.24	Added to Acct		0 111		0.00	0.00		
05/14/2022		Accr Earning Payment	15.75	95,792.99	Added to Acct		0 111		0.00	0.00		
06/14/2022		Accr Earning Payment	16.27	95,809.26	Added to Acct		0 111		0.00	0.00		
07/14/2022		Accr Earning Payment	15.75	95,825.01	Added to Acct		0 111		0.00	0.00		
08/14/2022		Accr Earning Payment	16.28	95,841.29	Added to Acct		0 111		0.00	0.00		
09/14/2022		Accr Earning Payment	16.28	95,857.57	Added to Acct		0 111		0.00	0.00		
10/14/2022		Accr Earning Payment	15.76	95,873.33	Added to Acct		0 111		0.00	0.00		
10/14/2022		Rate Change	0.00	95,873.33	0.2000— 1.0000		0 60		0.00	0.00		
11/14/2022		Accr Earning Payment	81.46	95,954.79	Added to Acct		0 111		0.00	0.00		
12/14/2022		Accr Earning Payment	78.90	96,033.69	Added to Acct		0 111		0.00	0.00		
01/14/2023		Accr Earning Payment	81.60	96,115.29	Added to Acct		0 111		0.00	0.00		
02/14/2023		Accr Earning Payment	81.67	96,196.96	Added to Acct		0 111		0.00	0.00		
03/14/2023		Accr Earning Payment	73.82	96,270.78	Added to Acct		0 111		0.00	0.00		
04/14/2023		Accr Earning Payment	81.80	96,352.58	Added to Acct		0 111		0.00	0.00		
05/14/2023		Accr Earning Payment	79.23	96,431.81	Added to Acct		0 111		0.00	0.00		
06/14/2023		Accr Earning Payment	81.93	96,513.74	Added to Acct		0 111		0.00	0.00		
07/14/2023		Accr Earning Payment	79.36	96,593.10	Added to Acct		0 111		0.00	0.00		
08/14/2023		Accr Earning Payment	82.07	96,675.17	Added to Acct		0 111		0.00	0.00		
09/14/2023		Accr Earning Payment	82.14	96,757.31	Added to Acct		0 111		0.00	0.00		
10/14/2023		Accr Earning Payment	79.56	96,836.87	Added to Acct		0 111		0.00	0.00		
10/16/2023		Rate Change	0.00	96,836.87	1.0000— 4.6410		0 60		0.00	0.00		

11/14/2023	Accr Earning Payment	363.04	97,199.91	Added to Acct	0	111	0.00	0.00
12/14/2023	Accr Earning Payment	371.46	97,571.37	Added to Acct	0	111	0.00	0.00
01/14/2024	Accr Earning Payment	385.33	97,956.70	Added to Acct	0	111	0.00	0.00
02/14/2024	Accr Earning Payment	386.85	98,343.55	Added to Acct	0	111	0.00	0.00
03/14/2024	Accr Earning Payment	363.28	98,706.83	Added to Acct	0	111	0.00	0.00
04/14/2024	Accr Earning Payment	389.81	99,096.64	Added to Acct	0	111	0.00	0.00
05/14/2024	Accr Earning Payment	378.70	99,475.34	Added to Acct	0	111	0.00	0.00
06/14/2024	Accr Earning Payment	392.85	99,868.19	Added to Acct	0	111	0.00	0.00
07/14/2024	Accr Earning Payment	381.65	100,249.84	Added to Acct	0	111	0.00	0.00
08/14/2024	Accr Earning Payment	395.91	100,645.75	Added to Acct	0	111	0.00	0.00
09/14/2024	Accr Earning Payment	397.47	101,043.22	Added to Acct	0	111	0.00	0.00
10/14/2024	Accr Earning Payment	386.14	101,429.36	Added to Acct	0	111	0.00	0.00
11/14/2024	Accr Earning Payment	400.56	101,829.92	Added to Acct	0	111	0.00	0.00
11/14/2024	Rate Change	0.00	101,829.92	4.6410— 1.0000	0	60	0.00	0.00
11/15/2024	Rate Change	0.00	101,829.92	1.0000— 4.1600	0	60	0.00	0.00
12/14/2024	Accr Earning Payment	339.91	102,169.83	Added to Acct	0	111	0.00	0.00
01/14/2025	Accr Earning Payment	361.60	102,531.43	Added to Acct	0	111	0.00	0.00
02/14/2025	Accr Earning Payment	362.88	102,894.31	Added to Acct	0	111	0.00	0.00
03/14/2025	Accr Earning Payment	328.87	103,223.18	Added to Acct	0	111	0.00	0.00
04/14/2025	Accr Earning Payment	365.33	103,588.51	Added to Acct	0	111	0.00	0.00
05/14/2025	Accr Earning Payment	354.77	103,943.28	Added to Acct	0	111	0.00	0.00
06/14/2025	Accr Earning Payment	367.88	104,311.16	Added to Acct	0	111	0.00	0.00
07/14/2025	Accr Earning Payment	357.25	104,668.41	Added to Acct	0	111	0.00	0.00
08/14/2025	Accr Earning Payment	370.44	105,038.85	Added to Acct	0	111	0.00	0.00
*09/14/2025	Accr Earning Payment	371.75	105,410.60	Added to Acct	0	111	0.00	0.00

Account 6012017973 SOUTH COAST SHO

Main

SOUTH COAST SHORES HOMEOWNERS ASSOCIATION C/O OPTIMUM PROPERTY MGMT INC 230 COMMERCE, STE 250 IRVINE CA 92602		TIN 95 2930418 Date of Birth Email kvos@optimumpm.com Work Phone (714)508-9070 Additional	Interest Earn YTD 5,520.72 Interest Earn LYR 5,719.78 Earnings Term 1 Months Next Earnings Date 11/01/2025 Maturity Term 9 Months Next Maturity Date 11/01/2025 Interest Rate 4.0200 Earnings Compound Anticipated Earnings 611.64 Current Balance 173,249.17 Accrued Earnings 19.08 Penalty 1,717.30 Proof/Memo 0.00 Redemption Amt 171,550.95
CIF Comments			
Location	Not Applicable	Owner	Corporation
Type	180-364 Day CD	Account Type	HOA
Officer	E Sicat Soufi		
FDIC Eligibility	Eligible		

History View History

Date	Maint Date	Description	Amount	Balance	Reference	RBS Reference Account	TC	DC	Presented	Basis	Earnings Distr	Tran Date/Time	User
12/01/2020		Opening Deposit	155,000.00	155,000.00		12167737	0	100	12/01/2020	0.00	0.00	12/01/2020 5:15:35 PM	
01/01/2021		Accr Earning Payment	72.42	155,072.42	Added to Acct		0	111		0.00	0.00		
02/01/2021		Accr Earning Payment	72.45	155,144.87	Added to Acct		0	111		0.00	0.00		
03/01/2021		Accr Earning Payment	65.47	155,210.34	Added to Acct		0	111		0.00	0.00		
04/01/2021		Accr Earning Payment	72.52	155,282.86	Added to Acct		0	111		0.00	0.00		
05/01/2021		Accr Earning Payment	70.21	155,353.07	Added to Acct		0	111		0.00	0.00		
06/01/2021		Accr Earning Payment	72.59	155,425.66	Added to Acct		0	111		0.00	0.00		
07/01/2021		Accr Earning Payment	70.28	155,495.94	Added to Acct		0	111		0.00	0.00		
08/01/2021		Accr Earning Payment	72.65	155,568.59	Added to Acct		0	111		0.00	0.00		
09/01/2021		Accr Earning Payment	72.69	155,641.28	Added to Acct		0	111		0.00	0.00		
10/01/2021		Accr Earning Payment	70.37	155,711.65	Added to Acct		0	111		0.00	0.00		
11/01/2021		Accr Earning Payment	72.75	155,784.40	Added to Acct		0	111		0.00	0.00		
12/01/2021		Accr Earning Payment	70.44	155,854.84	Added to Acct		0	111		0.00	0.00		
12/01/2021		Rate Change	0.00	155,854.84	0.5500- 0.2000		0	60		0.00	0.00		
01/01/2022		Accr Earning Payment	26.48	155,881.32	Added to Acct		0	111		0.00	0.00		
02/01/2022		Accr Earning Payment	26.48	155,907.80	Added to Acct		0	111		0.00	0.00		
03/01/2022		Accr Earning Payment	23.92	155,931.72	Added to Acct		0	111		0.00	0.00		
04/01/2022		Accr Earning Payment	26.49	155,958.21	Added to Acct		0	111		0.00	0.00		
05/01/2022		Accr Earning Payment	25.64	155,983.85	Added to Acct		0	111		0.00	0.00		
06/01/2022		Accr Earning Payment	26.50	156,010.35	Added to Acct		0	111		0.00	0.00		
07/01/2022		Accr Earning Payment	25.65	156,036.00	Added to Acct		0	111		0.00	0.00		
08/01/2022		Accr Earning Payment	26.51	156,062.51	Added to Acct		0	111		0.00	0.00		
09/01/2022		Accr Earning Payment	26.51	156,089.02	Added to Acct		0	111		0.00	0.00		
10/01/2022		Accr Earning Payment	25.66	156,114.68	Added to Acct		0	111		0.00	0.00		
11/01/2022		Accr Earning Payment	26.52	156,141.20	Added to Acct		0	111		0.00	0.00		
12/01/2022		Accr Earning Payment	25.67	156,166.87	Added to Acct		0	111		0.00	0.00		
12/01/2022		Rate Change	0.00	156,166.87	0.2000- 1.0000		0	60		0.00	0.00		
12/02/2022		Rate Change	0.00	156,166.87	1.0000- 3.6800		0	60		0.00	0.00		
01/01/2023		Accr Earning Payment	477.33	156,644.20	Added to Acct		0	111		0.00	0.00		
02/01/2023		Accr Earning Payment	490.33	157,134.53	Added to Acct		0	111		0.00	0.00		
03/01/2023		Accr Earning Payment	444.20	157,578.73	Added to Acct		0	111		0.00	0.00		
04/01/2023		Accr Earning Payment	493.25	158,071.98	Added to Acct		0	111		0.00	0.00		
05/01/2023		Accr Earning Payment	478.81	158,550.79	Added to Acct		0	111		0.00	0.00		
06/01/2023		Accr Earning Payment	496.30	159,047.09	Added to Acct		0	111		0.00	0.00		
07/01/2023		Accr Earning Payment	481.77	159,528.86	Added to Acct		0	111		0.00	0.00		
08/01/2023		Accr Earning Payment	499.36	160,028.22	Added to Acct		0	111		0.00	0.00		
09/01/2023		Accr Earning Payment	500.92	160,529.14	Added to Acct		0	111		0.00	0.00		
10/01/2023		Accr Earning Payment	486.26	161,015.40	Added to Acct		0	111		0.00	0.00		
11/01/2023		Accr Earning Payment	504.01	161,519.41	Added to Acct		0	111		0.00	0.00		
12/01/2023		Accr Earning Payment	489.26	162,008.67	Added to Acct		0	111		0.00	0.00		

01/01/2024	Accr Earning Payment	507.12	162,515.79	Added to Acct	0	111	0.00	0.00
01/01/2024	Rate Change	0.00	162,515.79	3.6800— 1.0000	0	60	0.00	0.00
01/01/2024	Rate Change	0.00	162,515.79	1.0000— 3.4400	0	60	0.00	0.00
02/01/2024	Accr Earning Payment	475.49	162,991.28	Added to Acct	0	111	0.00	0.00
03/01/2024	Accr Earning Payment	446.07	163,437.35	Added to Acct	0	111	0.00	0.00
04/01/2024	Accr Earning Payment	478.18	163,915.53	Added to Acct	0	111	0.00	0.00
05/01/2024	Accr Earning Payment	464.09	164,379.62	Added to Acct	0	111	0.00	0.00
06/01/2024	Accr Earning Payment	480.94	164,860.56	Added to Acct	0	111	0.00	0.00
07/01/2024	Accr Earning Payment	466.76	165,327.32	Added to Acct	0	111	0.00	0.00
08/01/2024	Accr Earning Payment	483.71	165,811.03	Added to Acct	0	111	0.00	0.00
09/01/2024	Accr Earning Payment	485.13	166,296.16	Added to Acct	0	111	0.00	0.00
10/01/2024	Accr Earning Payment	470.83	166,766.99	Added to Acct	0	111	0.00	0.00
11/01/2024	Accr Earning Payment	487.92	167,254.91	Added to Acct	0	111	0.00	0.00
12/01/2024	Accr Earning Payment	473.54	167,728.45	Added to Acct	0	111	0.00	0.00
01/01/2025	Accr Earning Payment	490.74	168,219.19	Added to Acct	0	111	0.00	0.00
02/01/2025	Accr Earning Payment	492.17	168,711.36	Added to Acct	0	111	0.00	0.00
02/01/2025	Rate Change	0.00	168,711.36	3.4400— 1.0000	0	60	0.00	0.00
02/04/2025	Rate Change	0.00	168,711.36	1.0000— 4.0200	0	60	0.00	0.00
02/04/2025	Accrued Credit Adj	41.88	168,711.36	Backdated int. 2/1/25—2/3/25	0	178	0.00	0.00 02/04/2025 5:01:56 PM
02/28/2025	Accr Earning Payment	502.41	169,213.77	Added to Acct	0	111	0.00	0.00
03/31/2025	Accr Earning Payment	578.69	169,792.46	Added to Acct	0	111	0.00	0.00
04/30/2025	Accr Earning Payment	561.91	170,354.37	Added to Acct	0	111	0.00	0.00
05/31/2025	Accr Earning Payment	582.59	170,936.96	Added to Acct	0	111	0.00	0.00
06/30/2025	Accr Earning Payment	565.70	171,502.66	Added to Acct	0	111	0.00	0.00
07/31/2025	Accr Earning Payment	586.52	172,089.18	Added to Acct	0	111	0.00	0.00
08/31/2025	Accr Earning Payment	588.53	172,677.71	Added to Acct	0	111	0.00	0.00
*09/30/2025	Accr Earning Payment	571.46	173,249.17	Added to Acct	0	111	0.00	0.00

Account6012025354SOUTH COAST SHO

Main

SOUTH COAST SHORES HOMEOWNERS ASSOCIATION
C/O OPTIMUM PROPERTY MGMT INC
230 COMMERCE, STE 250
IRVINE CA 92602

TIN95 2930418
Date of Birth
Emailkvos@optimumpm.com
Work Phone(714)508-9070

Additional

Interest Earn YTD1,693.22
Interest Earn LYR554.48
Earnings Term1 Months
Next Earnings Date10/17/2025
Maturity Term9 Months
Next Maturity Date03/17/2026
Interest Rate3.9220
EarningsCompound
Anticipated Earnings186.13
Current Balance57,652.03
Accrued Earnings86.79
Penalty557.53
Proof/Memo0.00
Redemption Amt57,181.29

CIF Comments

LocationNot Applicable
Type180-364 Day CD
OfficerE Sicat Soufi
FDIC EligibilityEligible

Owner
Account Type

Corporation
HOA

History ViewHistory

Date	Maint Date	Description	Amount	Balance	Reference	RBS	Reference	Account	TC	DC	Presented	Basis	Earnings Distr	Tran Date/Time	User
09/17/2024		Opening Deposit	45,300.00	45,300.00		12912073		0	100		09/17/2024	0.00	0.00	09/17/2024 5:15:25 PM	
10/17/2024		Accr Earning Payment	182.05	45,482.05	Added to Acct			0	111			0.00	0.00		
11/17/2024		Accr Earning Payment	188.89	45,670.94	Added to Acct			0	111			0.00	0.00		
12/17/2024		Accr Earning Payment	183.54	45,854.48	Added to Acct			0	111			0.00	0.00		
01/17/2025		Accr Earning Payment	190.43	46,044.91	Added to Acct			0	111			0.00	0.00		
02/17/2025		Accr Earning Payment	191.22	46,236.13	Added to Acct			0	111			0.00	0.00		
03/17/2025		Accr Earning Payment	173.40	46,409.53	Added to Acct			0	111			0.00	0.00		
04/17/2025		Accr Earning Payment	192.74	46,602.27	Added to Acct			0	111			0.00	0.00		
05/17/2025		Accr Earning Payment	187.28	46,789.55	Added to Acct			0	111			0.00	0.00		
06/17/2025		Accr Earning Payment	194.32	46,983.87	Added to Acct			0	111			0.00	0.00		
06/17/2025		Rate Change	0.00	46,983.87	4.8800- 0.7500			0	60			0.00	0.00		
06/20/2025		Rate Change	0.00	46,983.87	0.7500- 3.9220			0	60			0.00	0.00		
06/20/2025		Accrued Credit Adj	12.25	46,983.87				0	178			0.00	0.00	06/20/2025 9:43:22 AM	
06/20/2025		Deposit	10,104.33	57,088.20		12077973		0	101		06/20/2025	0.00	0.00	06/20/2025 12:35:03 PM	
07/17/2025		Accr Earning Payment	181.05	57,269.25	Added to Acct			0	111			0.00	0.00		
08/17/2025		Accr Earning Payment	191.07	57,460.32	Added to Acct			0	111			0.00	0.00		
*09/17/2025		Accr Earning Payment	191.71	57,652.03	Added to Acct			0	111			0.00	0.00		

data:text/html;charset=utf-8;base64,PCFET0NUWVBFIGh0bWw+DQo8aHRtbD4NCjxoZWFKPg0KPHRpdGxIPkNEIElucXVpcnkg4oCTIFNPVVRIIENPQVNUIFNITzwvdGI0bGU+DQo8c3R5bGU+DQog...

1/1

P.O. Box 64084
 Phoenix, AZ 85082
 866-800-4656 (toll free)



9-30-25
 308631224

OPTIMUM PROFESSIONAL PROPERTY AGANT FOR
 SOUTH COAST SHORES HOMEOWNERS ASSOC
 RESERVE
 230 COMMERCE STE 250
 IRVINE CA 92602-1338

30863 122 4 MONEY MARKET ACCOUNT

Previous Balance	8-31-25	60,470.75
+Deposits/Credits		.00
-Checks/Debits		.00
-Service Charge		.00
+Interest Paid		8.45
Current Balance		60,479.20
Days in Statement Period	30	

* - - - - -INTEREST SUMMARY- - - - - *

Interest Earned From	9/01/25 To	9/30/25
Days in Period		30
Interest Earned		8.45
Annual Percentage Yield Earned		.17
Interest Paid this Year		83.06
Interest Withheld this Year		.00

* - - - - -DESCRIPTIVE TRANSACTIONS- - - - - *

Date	Description	Amount
9-30	Interest Pymt	8.45


* - - - - -DAILY BALANCE SUMMARY- - - - - *

Date	Balance	Date	Balance
8-31	60470.75	9-30	60479.20

* - - - - -OVERDRAFT CHARGES/REFUNDS SUMMARY - - - - - *

	This Cycle	YTD
Total returned item fees	.00	.00
Total overdraft fees	.00	.00

END OF STATEMENT



Your Ameriprise statement

for September 1, 2025 to September 30, 2025

PREPARED FOR SOUTH COAST SHORES HOMEOWNERS ASSOCIATION

Value of your investment accounts

	This month	This year
Beginning value	\$77,275.35	\$74,094.42
Net deposits & withdrawals	\$0.00	-\$0.01
Dividends, interest & income	\$9.53	\$3,305.50
Change in value	\$0.00	-\$115.03
Ending value	\$77,284.88	\$77,284.88

Your asset allocation

Asset class	Value on Sep 30, 2025	Percent of assets
● Cash & cash investments*	\$77,284.88	100.0%
Total assets	\$77,284.88	100%

*Cash investments includes cash held inside pooled investments (e.g. mutual funds), as part of a manager's investment strategy, and is not directly accessible unless you sell some of that investment. For details visit ameriprise.com/allocation.

181345

Your personal advising team

Capital Reserve Group

A financial advisory practice of Ameriprise Financial Services, LLC

Cory J Matsumoto

611 Anton Blvd Ste 200

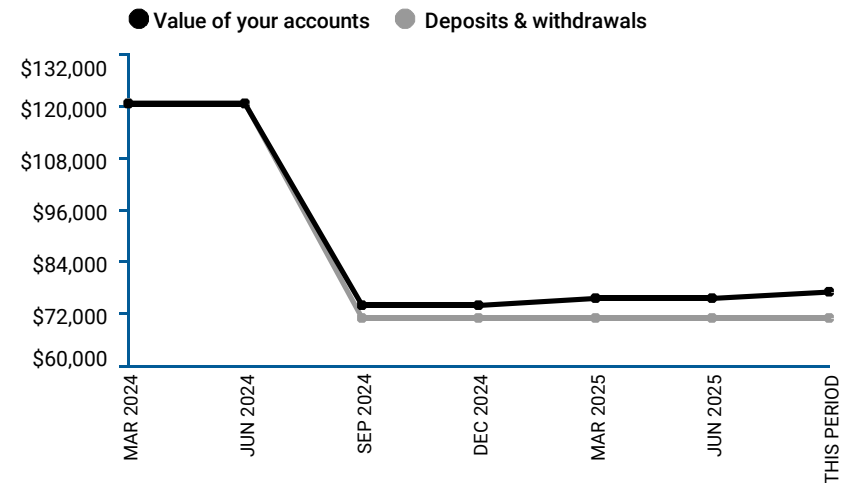
Costa Mesa, CA 92626-7002

714.435.3965

Cory.Matsumoto@comericafinancialadvisors.com

www.ameripriseadvisors.com/team/capital-reserve-group

Value of your investment accounts over time



This chart provides a five-year view of your account values. The black line shows the value of your accounts, while the gray line shows your net contributions (deposits less withdrawals).



Get all the details online at ameriprise.com. Click the Portfolio tab to find your latest account value, activity and asset allocation. Your Ameriprise financial advisor can help you understand how the stated account value shown here may differ from the amount you'd receive if you sold your assets (after any tax withholding, outstanding loans, pending transactions and potential fees).

Powered by
Ameriprise
Financial



Securities offered through Ameriprise Financial Services, LLC. Member FINRA/SIPC.

Important information to note

One or more documents are intended to accompany this statement, including regulatory notices or disclosures. You can view an electronic version of each document by clicking the following document title(s):



Increase your account security

Increase your account security by ensuring you're following security best practices and using all the security features Ameriprise has to offer. Check out your security status now:

- Log in to ameriprise.com, go to Profile and select Security Settings.
- Need to register for online access? Go to ameriprise.com and select New User.

For more security tips, read about the top cyberscams to watch for: www.ameriprise.com/cybersecurity-scams



408b2 Fee Disclosure Guide

The 408(b)(2) fee disclosure guide (the "Guide") for Retirement Plan clients holding accounts at Ameriprise is available online at www.ameriprise.com/408b2-disclosures. If you need additional information related to this regulation or your responsibilities under it, please visit the Department of Labor's website at www.dol.gov/agencies/ebsa.

Ameriprise Brokerage Account

Account #: 0000 3164 0425 0 133

SOUTH COAST SHORES HOMEOWNERS | ASSOCIATION

Investment time frame: 1-3 years; Risk tolerance: Conservative; Investment objective: Capital Preservation; Liquidity needs: 7+ Years
See the Disclosures at the end of your statement for definitions of these suitability terms.

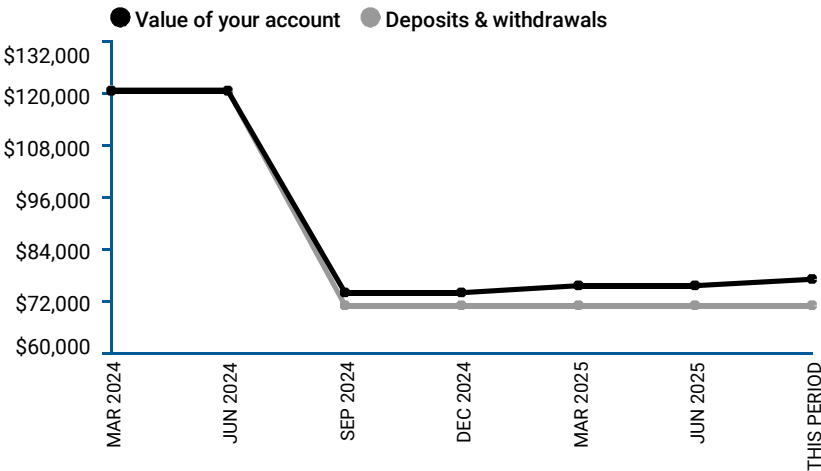
Value of your account

	This period	This year
Beginning value	\$77,275.35	\$74,094.42
Withdrawals		
Other withdrawals	\$0.00	-\$0.01
Income		
Interest	\$9.53	\$3,305.50
Change in value	\$0.00	-\$115.03
Ending value	\$77,284.88	\$77,284.88

Summary of your holdings

Asset	Value of assets	Percent of account
Cash and equivalents	\$77,284.88	100.0%
Ending value	\$77,284.88	100.0%

Value of your account over time



Summary of your realized gains and losses

	This period	This year
Investment short term loss	\$0.00	-\$6.00

"Investment" includes all non-mutual fund security types with reportable gain/loss information. Gain/Loss amounts are not a measure of investment return or performance. These amounts estimate the gain or loss on your securities and are provided for informational purposes only. For investment performance information please contact your financial advisor. For tax purposes, please consult your tax advisor. See the "Estimated Cost Basis footnote" section of this statement for more information.

Ameriprise Brokerage Account (continued)

Account #: 0000 3164 0425 0 133

Your holdings

Description	Ending value this period ⁷	Ending value last period	Net change this period	Estimated	
				Annual income	Yield
Cash and equivalents					
Ameriprise Insured Money Market (AIMMA) ²	\$77,284.88			\$115.93	0.15%
Ameriprise Bank FSB Minneapolis MN	\$77,284.88				
Total Cash and equivalents⁵	\$77,284.88	\$77,275.35	\$9.53	\$115.93	
Total account holdings	\$77,284.88	\$77,275.35	\$9.53	\$115.93	

² Ameriprise Insured Money Market Account (AIMMA) deposits are FDIC-insured with applicable limits when placed with program Banks, represent direct obligations of the program Banks, and are not covered by SIPC. AIMMA deposits placed in the Dreyfus money market mutual fund, if applicable, are not FDIC-insured, but rather are securities covered by SIPC. You may opt out of depositing your funds at listed program Banks as outlined in your Other Important Brokerage Disclosures.

⁵ Any balances held in AIMMA, ABISA or a money market mutual fund serving as your sweep account can be liquidated at your request and the proceeds held as cash in the account or remitted to you per your instructions. Annual percentage yield earned (APYE) and interest paid during the statement period are shown in your account activity.

⁷ Ending value amounts for Your holdings represent information posted as of trade date and thus may include transactions that have not settled as of the date of this statement. Total Value is derived from both assets held by the firm in your account, as well as assets held away which is reported for convenience purposes.

See the Disclosures section of this statement for more information.

Your account activity

Date	Transaction	Description	Symbol/ CUSIP	Quantity	Price	Amount
Income						
09/30/2025	INTEREST	AMERIPRISE INSURED MONEY MARKET ACCOUNT 093025	77,284			\$9.53
		APYE .15%				
Other activity						
09/30/2025	INTEREST REINVEST	AMERIPRISE INSURED MONEY MARKET ACCOUNT				-\$9.53

An investment in money market funds is not insured or guaranteed by the Federal Deposit Insurance Corporation or any other government agency. Although the Fund seeks to maintain the value of your investment at \$1.00 per share, it is possible to lose money by investing in the Fund.

Additional important disclosures

Throughout these disclosures, Ameriprise Financial Services, LLC, the introducing firm, and American Enterprise Investment Services, Inc., the clearing firm, are abbreviated as AFS and AEIS respectively. The affiliates RiverSource Life Insurance Co. and RiverSource Life Insurance Co. of New York are abbreviated as RVS.

Agreements and disclosures: You may access current versions of documents including agreements, disclosures and fee documentation governing brokerage and managed accounts on our website at ameriprise.com/disclosures.

Managed Account Client Disclosure Brochure:

SPS programs: Available at no cost to you are the updated Ameriprise® Managed Accounts Client Disclosure Brochure, or for a consolidated advisory fee relationship the Ameriprise Managed Accounts and Financial Planning Service Disclosure Brochure for a full description of services offered, including fees and expenses. These brochures are available at ameriprise.com/disclosures, or you may contact your financial advisor, write to Ameriprise Financial Services, LLC at 2661 Ameriprise Financial Center, Minneapolis, MN 55474 or call 800.297.6663.

All other programs: Available at no cost to you are the updated Ameriprise® Managed Accounts Client Disclosure Brochure, or for a consolidated advisory fee relationship the Ameriprise Managed Accounts and Financial Planning Service Disclosure Brochure for a full description of services offered by AFS, including fees and expenses. Also available to you is the updated disclosure brochure or a summary of material changes to the disclosure brochure, if any, for the applicable Advisory Service Provider(s) you chose to provide investment advisory services to your Account. These brochures are available at ameriprise.com/disclosures, or you may contact your financial advisor, write to Ameriprise Financial Services, LLC at 2661 Ameriprise Financial Center, Minneapolis, MN 55474 or call 800.297.6663. For updated disclosure brochures for the applicable third-party Advisory Service Provider(s) please contact your financial advisor.

Check deposits: Checks that should be made payable to AEIS include Ameriprise Brokerage, ONE Financial, Managed Accounts, 529 Plans and Variable Annuities. Checks that should be made payable to AFS include RiverSource Insurance and Annuities, Ameriprise Certificates, Financial Plans and checks for multiple products that do not include funds to be sent to Brokerage or a Managed Account. Checks for deposit to an Ameriprise Bank Account should be made payable to the account owner/client or Ameriprise Bank. Checks for deposit into RiverSource Life of New York accounts should be made payable to RiverSource Life of New York. Checks for RAVA 5 accounts that are transfer checks or additional payments should be made out to RiverSource Life Insurance Company. No checks or payments should be made payable to any advisor or their practice as these are not an affiliate or subsidiary of the firm.

AEIS balance sheet available online for Jun 30, 2025: In accordance with requirements under Securities and Exchange Commission ("SEC") Rule 17a-5, we make our Statement of Financial Condition available on our website at www.ameriprise.com/aeisfinancialstatement. You may also obtain a free copy by mail by calling us at 800.297.7378.

American Enterprise Investment Services, Inc. (AEIS or the Company), a wholly owned subsidiary of Ameriprise Financial, Inc., is the registered clearing broker dealer for your securities positions and free credit balances held in your Ameriprise brokerage account(s). Under the SEC's Uniform Net Capital Rule, Rule 15c3-1, AEIS is required to provide this information to its customers and is required to maintain net capital of 2% in excess of aggregate debit items arising from client transactions. On June 30, 2025, the Company's net capital was \$186,688,204 or 11.7% of aggregate debit items and \$154,796,484 in excess of its required net capital of \$31,891,720.

Third Party Payments and Cost Reimbursement Services: AEIS performs certain services such as record keeping, administration and shareholder servicing support, applicable platform level eligibility and investment product due diligence, investment research, training and education, client telephonic and other servicing, and other support related functions, such as trading systems, asset allocation and performance reporting tools, and websites and mobile applications (collectively, "Cost Reimbursement Services"). AEIS receives a variety of these payments for Cost Reimbursement Services ("Cost Reimbursement Payments") from investment products sponsored or managed by affiliated investment advisers (e.g., Columbia Management Investment Advisers) and from unaffiliated product companies for investments you make as a result of our

recommendations. Cost Reimbursement Payments are received at a higher percentage rate from certain mutual fund firms (described below as "Full Participation Firms"), which may create a conflict of interest or incentive if AFS promotes, or Ameriprise Financial advisors recommend, the mutual funds offered by a Full Participation Firm. These payments form a structure referred to as the Ameriprise Financial Mutual Fund Program. Cost Reimbursement Payments are not shared with your financial advisor. Cost Reimbursement Payments for marketing and sales support are also applicable to other investment product categories, such as annuities, insurance, UITs, actively managed ETFs, structured products and alternative investments, such as non-traded REITs/BDCs, hedge fund offerings, managed futures funds, private equity offerings, and real estate private placements. For additional information regarding the compensation amounts and practices of a particular mutual fund, please review all pertinent sales literature, statements of additional information prospectuses, accounts agreements, policies, contracts, and other offering documents, as well as ameriprise.com/guide.

Financial interest in products: AFS and its affiliates have a greater financial interest in the sales of products that they manufacture. AFS and its affiliates receive more revenue from the sale of some financial products and services, particularly those products and services sold under the Ameriprise, Columbia Threadneedle Investments and RVS brands, than for the sale of other products and services.

Suitability terms: **Investment time frame** is the expected period of time you plan to invest to achieve your current financial goal(s). Choices are: less than 1 year, 1-3 years, 4-7 years, 8-10 years and 11+ years. **Risk tolerance** describes your ability to bear the potential of your account losing value in exchange for the potential of higher returns. The higher your risk tolerance, the potential for substantial losses and gains increases. Choices are: Conservative, Moderately conservative, Moderate, Moderately aggressive, and Aggressive.

Investment objective identifies your intent or planned purpose for the investment dollars in your account. Choices are: Growth, Growth with income, Income, Capital preservation, Speculation, Tax considerations, Education, Estate planning, and Protection. **Liquidity needs** is the period of time from the present until you anticipate needing access to your investment dollars.

In case of errors or questions about your electronic transfers: Call us at 800.862.7919 or write us at Ameriprise Financial, 70100 Ameriprise Financial Center, Minneapolis, MN 55474, promptly if you think your statement or receipt is wrong or if you need more information about a transfer on the statement or receipt. We must hear from you no later than 60 days after we sent you the FIRST statement on which the error or problem appeared.

(1) Tell us: your name and account number (if any);

(2) Describe the error or the transfer you are unsure about, and explain as clearly as you can why you believe it is an error or why you need more information;

(3) Tell us the dollar amount of the suspected error.

We will investigate your complaint and will correct any error promptly. If we take more than 10 business days (or 20 business days for new accounts) to do this, we will credit your account for the amount you think is in error, so that you will have the use of the money during the time it takes us to complete our investigation. If we ask you to put your complaint or question in writing and we do not receive it within 10 business days, we may not credit your account. We may take up to 45 days to complete our investigation (90 days for transfers involving new accounts, point-of-sale, or foreign-initiated transactions). We will tell you the results within three business days after completing our investigation. If we determine that there was no error, we will send you a written explanation. You may ask for copies of the documents that we used in our investigation.

Valuation of alternative investments: Interests in limited partnerships, hedge fund offerings, non-traded real estate investment trusts, non-traded business development companies, non-traded closed-end funds, real estate private placement, tenant-in-common real estate securities, managed futures funds, private equity offerings or other alternative investments (collectively referred to as Alternative Investments), which are not listed on a national exchange, are generally illiquid because no formal trading market exists for these securities. Their values may be different from the purchase price and may not necessarily be realized if the issuer liquidates the security or if you sell your interests. If accurate pricing is not available, the value of the position will be reflected as "Not Priced". The valuation of interests in Alternative Investments is either the initial offering price or an estimated value, both of which have been provided by the issuer. Other than the

initial offering price, the values of the positions you hold represent estimates of your interest in the net assets of the program and are reflected in the total value of your account, shown herein. In limited circumstances, generally where the position has been purchased at another financial institution, the valuation may be provided by an independent third party pricing agent. Each issuer of an Alternative Investment or third party may have a different method of valuation, and may apply various methods of valuation throughout the life of the investment. Generally, the factors considered include, but are not limited to: actual or estimated property or securities values, capitalization rates, acquisition costs, current and/or future cash flows, the use of cash versus accrual accounting, activity in an informal secondary market or overall performance. For publicly registered companies, the valuation methodology is described in the issuer's annual report and other current periodic reports, which are available to clients. For unregistered products/private placements, contact the managing general partner or company for further information about valuation. The number of units owned has been provided by the management of each program and may not necessarily reflect activity after the initial purchase.

Non-traded real estate investment trust Distribution Reinvestment Plan (DRIP) customers: If you participate in the DRIP and you experience a material adverse change in your financial condition, promptly notify your financial advisor to discuss continued participation in the DRIP.

Callable securities: When we hold securities which are callable in part on your behalf, you will participate in the impartial lottery allocation system for the called securities in accordance with the provisions of the exchange on which they trade, and in compliance with industry rules. For further details about the allocation process please go to www.ameriprise.com/content/files/AMP_CALLABLE-SECURITIES.PDF

"Covered" securities: A security is considered "covered" and subject to special basis and holding period tax reporting rules under these conditions: 1) Stock, including real estate investment trusts (REITs) acquired on or after Jan. 1, 2011, and not purchased under a dividend reinvestment program 2) Mutual funds and REITs/stocks in a dividend reinvestment program purchased on or after Jan. 1, 2012 (except money market funds) 3) Certain options and debt securities with less complex tax treatment purchased on or after Jan 1, 2014, and 4) Certain options and debt securities with more complex tax treatment purchased on or after Jan 1, 2016. Some securities are not "covered" by definition, see below. When a "covered" investment is sold, we will report the cost basis and holding period of the investment to you and the IRS (in addition to the already-required proceeds information). The cost basis information provided on this statement may not be used for tax reporting purposes. For tax reporting purposes, use the information provided on Form 1099-B, Proceeds from Broker and Barter Exchange Transactions, which will be sent early in the year following the tax year in which the investment was sold.

"Noncovered" securities: "Noncovered" is a term for those securities that are not subject to the required cost basis and holding period reporting described above. Ameriprise Financial provides cost basis and holding period information to clients, but not the IRS, for many "noncovered" securities including "noncovered" equities, mutual funds, exchange-traded funds (ETFs), exchange-traded notes (ETNs), business development corporations (BDCs), unit investment trusts (UITs), real estate investment trusts (REITs), debt instruments, and options acquired before the effective dates listed above. Certain other securities are currently excluded from the cost basis reporting rules, including money market funds, short-term debt instruments, real estate mortgage investments conduits (REMICs) and other mortgage-backed securities, partnerships, trusts, and prepaid forward contracts (including certain structured products). The cost basis information provided for "noncovered" securities may not include changes due to corporate actions (such as mergers, spin-offs, stock dividends or cash dividends in lieu of fractional shares), wash sales, certain mutual fund adjustments, returns of capital, certain adjustments to fixed income securities (including early prepayment of principal, premium amortization, accrual of market discount or original issue discount), or transfers of existing positions into Ameriprise by new or existing clients. Ameriprise is not responsible for "noncovered" cost basis information, and will not verify cost basis information that is provided by someone else (including a client, an advisor or another entity, such as a broker) or is the result of a transfer between persons (including inheritance, gift, divorce, distributions from a trust, shares used to repay a loan, etc.). It also will not verify "noncovered" cost basis information obtained through corporate acquisitions by Ameriprise. For transactions related to any of these activities for "noncovered" shares, review your records and consult your tax advisor when preparing your tax return.

Free credit balance: In general, a free credit balance represents cash held in your brokerage or managed account that is payable upon your demand. We are not required to segregate or hold the funds separately. We may commingle your funds with our general funds or use the funds for our business. We may, but are not obligated to, pay you interest on any available free credit balances, and we may earn income from the balances as compensation for servicing your account. Please review our Other Important Brokerage Disclosure for more information.

Order Routing Policy and compensation for order handling: Some market centers or broker-dealers may execute orders at prices superior to the publicly quoted market. AEIS considers a number of factors in its decision process as to the exchanges and market centers to which it directs its customer orders for execution. These factors include but are not limited to: the speed of execution; the opportunity for price improvement; liquidity enhancement opportunities; trading characteristics of the particular individual security; and size of the order. AEIS currently does not receive payment for directing orders; however, AEIS reserves the right to receive remuneration for directing orders to a particular broker or dealer for execution. The source and amount of remuneration, if any, received by AEIS will be furnished upon written request. Payment for order flow is not a factor considered when routing orders. For more detailed information, please visit our Order Routing Report published quarterly on ameriprise.com. Please contact us at 800.862.7919 to obtain a printed copy of our Order Routing Report at no cost, or for further details regarding the routing of any specific order. The link to the SEC 606 Order Routing Report can be found at ameriprise.com/606.

Brokerage mutual fund purchases: When you purchase certain mutual funds at NAV, on selling your shares, you may pay a sales charge. For the charge and other fees, see the prospectus.

Equity Dividend Reinvestment Program (DRIP) customers: Transactions to purchase shares for the DRIP program, where offered, are executed on a riskless principal basis by AEIS. Details of your DRIP transactions are available on written request to AEIS.

Fractional Shares and Liquidation Process: Where your statement indicates a transaction that involved less than one full share of an equity, ETF, preferred or closed-end fund, as well as UITs ("Fractional Share"), AFS and AEIS sold and liquidated the Fractional Share(s) as a client-directed principal transaction on your behalf in accordance with the Ameriprise Brokerage Client Agreement and, if you have a Managed Account, per the liquidation process outlined in your Custom Advisory Relationship Agreement or the applicable Managed Account Client Agreement.

Assets held outside your brokerage account: Certain assets purchased through AFS are displayed on this statement as a courtesy to you, even though the assets are held at a third party, and not custodied in your brokerage account. These products may include but are not limited to annuities and insurance products, hedge fund offerings, private equity offerings, managed futures funds, exchange funds, real estate private placements, DST/TICs, and certain 529 plans. Ownership records for these products, valuation information, and SIPC coverage, if applicable, are the responsibility of the company holding the assets, and not AFS or AEIS.

The Value of your accounts over time on the first page of your statement reports the following information:

1) The ending value of your portfolio for applicable dates going back (up to) five years. The gray line shows the net value of your deposits and withdrawals, dating back (up to) five years. Note:

- The gray line does not reflect additions or surrenders for third-party annuities linked to your brokerage account prior to Jan. 1, 2017.
- The gray line does not reflect additions or surrenders from any whole life insurance policies.
- If your portfolio was established on Dec. 31, 2012 or earlier, the gray line starting point was your portfolio value on Jan. 1, 2013. The gray line shows your portfolio value on Jan. 1, 2013 PLUS additions since that time MINUS withdrawals since that time.

Activity for this period: transaction(s) that have not yet settled by the date of this statement will appear on your next statement.

Third-party issuer assessment: AFS periodically assesses, but does not continuously monitor, the creditworthiness or financial solvency of third-party issuers. You should be advised that credit markets can be volatile, and the creditworthiness of an issuer may change rapidly. AFS, as a seller of these products, does not guarantee or provide any assurance that a third-party issuer of financial products will be able to fulfill the issuer's obligation to any purchaser of such a product.

Disclosure for persons without a financial advisor: Mutual funds can be purchased through AFS. For direct purchases AFS will retain all sales charges and 12b-1 fees.


Messages for you

Helping clients reach their financial goals for over 130 years

Generations of clients have put their trust in Ameriprise since 1894. We look forward to helping more clients like you achieve their financial goals. If you know someone who would benefit from a meeting with your financial advisor, please refer them for a complimentary consultation.



Ameriprise Financial Services, LLC
70100 Ameriprise Financial Center | Minneapolis, MN 55474



**SOUTH COAST SHORES HOMEOWNERS
ASSOCIATION**
230 COMMERCE STE 250
IRVINE CA 92602-1338



237028

Important disclosures

Capital Reserve Group is a financial advisory practice of Ameriprise Financial Services, LLC.

Please review your statement carefully. Report any inaccuracies or discrepancies immediately to the appropriate legal entity outlined below. Any oral communication should be re-confirmed in writing to us to protect your rights, including your rights under the Securities Investor Protection Act. Please notify us promptly in writing of any change of address. In addition, should any material change occur in your investment objectives or financial situation, we request prompt notification to ensure we maintain the most up-to-date background and financial information.

These entities are wholly owned subsidiaries of Ameriprise Financial, Inc. All may be contacted at 800.862.7919 unless otherwise noted below.

American Enterprise Investment Services, Inc (AEIS), the clearing broker-dealer, member FINRA and SIPC, is responsible for the summary pages and each statement for brokerage or managed account products, including securities positions and free credit balances. Direct inquiries to 70400 Ameriprise Financial Center, Minneapolis, MN 55474. A financial statement for this organization is available for your personal inspection at its offices, or a copy of it will be mailed upon your written request.

Ameriprise Financial Services, LLC (AFS), the introducing broker-dealer, member FINRA and SIPC is responsible for Financial Planning Service product pages. Brokerage accounts, investment, and financial advisory services are introduced by and made available through AFS. Direct inquiries (including a problem with, or a complaint about your financial advisor, or unauthorized activity in your account(s)) to 70100 Ameriprise Financial Center, Minneapolis, MN 55474-0507.

Ameriprise Trust Company (ATC) is a passive custodian for tax qualified accounts including IRAs. ATC outsources all custody of IRA assets to the other regulated custodians.

Ameriprise Bank, FSB (Bank), Member FDIC, is responsible for banking products including deposit and lending accounts. Investment products are not insured by the FDIC, NCUA or any federal agency, are not deposits or obligations of, or guaranteed by any financial institution, and involve investment risks including possible loss of principal and fluctuation in value.

Ameriprise Certificate Company, the certificate product issuer, is responsible for Ameriprise Certificate Products and those products are distributed and serviced by AFS.

RiverSource Life Insurance Company and RiverSource Life Insurance Co. of New York (collectively RVS) are responsible for RiverSource insurance and annuity products. Direct inquiries to RiverSource Life Insurance Co. of NY to 800.541.2251.

Municipal securities: AEIS and AFS are registered with the U.S. Securities and Exchange Commission and the Municipal Securities Rulemaking Board (MSRB). The MSRB makes available at its website, www.msrb.org, an investor brochure, which describes the protections that may be provided by the MSRB, and how to file a complaint regarding municipal securities with the appropriate regulatory authority.

Not a Bank: AEIS, AFS, ATC, Ameriprise Certificate Company and RVS are not banks. Investment products are not insured by the FDIC, NCUA or any federal agency, are not deposits or obligations of, or guaranteed by any financial institution, and involve investment risks including possible loss of principal and fluctuations in value.

This document was delivered via U.S. Mail

This statement is eligible for online delivery.

Go to www.ameriprise.com/edelivery or scan the QR code to the right to get started.

Ameriprise online statements are available in color and archived for seven years.



Questions? We're here to help. 800.862.7919

For information on how to read your statement, please visit www.ameriprise.com/microsite/statement



Schwab One® Account of

SOUTH COAST SHORES HOMEOWNERS

Account Number
4340-4868

Statement Period
September 1-30, 2025



Account Summary

Ending Account Value as of 09/30

\$126,190.91

Beginning Account Value as of 09/01

\$125,744.88

	This Statement	YTD
Beginning Account Value	\$125,744.88	\$0.00
Deposits	0.00	125,811.12
Withdrawals	0.00	0.00
Dividends and Interest	18.41	25.31
Transfer of Securities	0.00	0.00
Market Appreciation/(Depreciation)	427.62	354.48
Expenses	0.00	0.00
Ending Account Value	\$126,190.91	\$126,190.91

Account Ending Value reflects the market value of your cash and investments. It does not include pending transactions, unpriced securities or assets held outside Schwab's custody.

Gain or (Loss) Summary

	Short-Term ^(ST)			Long-Term ^(LT)		
	Gain	(Loss)	Net	Gain	(Loss)	Net
This Period	0.00	0.00	0.00	0.00	0.00	0.00
YTD			0.00			0.00
Unrealized						\$563.68


Values may not reflect all of your gains/losses and may be rounded up to the nearest dollar; Schwab has provided accurate gain and loss information wherever possible for most investments. Cost basis may be incomplete or unavailable for some of your holdings and may change or be adjusted in certain cases. Please login to your account at Schwab.com for real-time gain/loss information. Statement information should not be used for tax preparation, instead refer to official tax documents. For additional information refer to Terms and Conditions.

Your Independent Investment Manager and/or Advisor

CAPITAL CS GROUP LLC
15375 BARRANCA PKWY
STE G110
IRVINE CA 92618
1 (844) 390-2797

The custodian of your brokerage account is: Charles Schwab & Co., Inc. Member SIPC. Your independent Investment Advisor is not affiliated with or an agent of Schwab and Schwab does not supervise or endorse your Advisor.

Online Assistance

 Visit us online at schwaballiance.com

Visit schwab.com/stmt to explore the features and benefits of this statement.



Time to go digital

Sign up for paperless at schwab.com/gp

09/30-83153-AC109-REG91216-172

SOUTH COAST SHORES HOMEOWNERS
230 COMMERCE STE 250
IRVINE CA 92602-1338



Schwab One® Account of

SOUTH COAST SHORES HOMEOWNERS



Statement Period
September 1-30, 2025

Asset Allocation

	This Period	Current Allocation
Cash and Cash Investments	5,665.33	4%
Fixed Income	120,525.58	96%
Total	\$126,190.91	100%

Top Account Holdings This Period

SYMBOL CUSIP	Description	Market Value	% of Accounts
91282CCF6	US TREASUR NT	120,525.58	96%
SNSXX	SCHWAB US TREASURY MONEY	5,665.33	4%

Income Summary

Federal Tax Status	This Period		YTD	
	Tax-Exempt	Taxable	Tax-Exempt	Taxable
Bank Sweep Interest	0.00	1.03	0.00	1.20
Cash Dividends	0.00	17.38	0.00	24.11
Total Income	\$0.00	\$18.41	\$0.00	\$25.31
Accrued Interest Paid ⁴	0.00	0.00	0.00	(209.20)

⁴ Certain accrued interest paid on taxable bonds may be deductible; consult your tax advisor

A Message About Your Account

Statement of Financial Condition

The most recent statement of financial condition for Charles Schwab & Co., Inc. (CS&Co) may be obtained at no cost, via the Internet at <http://www.schwab.com/legal/financials> or by contacting CS&Co at 1-800-435-4000. If you are a client of an independent investment advisor, contact Schwab Alliance at 1-800-515-2157. International clients, please call us at +1-415-667-7870 and Charles Schwab Hong Kong clients, please call +852-2101-0500. At June 30, and July 31, 2025, CS&Co had net capital of \$12.0 billion and \$10.9 billion, respectively, and a net capital requirement of \$2.2 billion and \$2.3 billion, respectively. A copy of the report may be requested via: Investor Relations, 3000 Schwab Way, Westlake, TX 76262. Independent investment advisors are not owned by, affiliated with, or supervised by CS&Co.

Positions - Summary

Beginning Value as of 09/01	+	Transfer of Securities(In/Out)	+	Dividends Reinvested	+	Cash Activity	+	Change in Market Value	=	Ending Value as of 09/30	Cost Basis	Unrealized Gain/(Loss)
\$125,744.88		\$0.00		(\$17.38)		\$18.41		\$445.00		\$126,190.91	\$119,961.90	\$563.68

Values may not reflect all of your gains/losses; Schwab has provided accurate gain and loss information wherever possible for most investments. Cost basis may be incomplete or unavailable for some of your holdings and may change or be adjusted in certain cases. Statement information should not be used for tax preparation, instead refer to official tax documents. For additional information refer to Terms and Conditions.



Cash and Cash Investments

Type	Symbol	Description	Quantity	Price(\$)	Beginning Balance(\$)	Ending Balance(\$)	Change in Period Balance(\$)	Pending/Unsettled Cash(\$)	Interest/ Yield Rate	% of Acct
Money Fund (Non-Sweep)	SNSXX	Schwab US Treasury Money ^o	5,665.3300	1.0000	5,646.92	5,665.33	18.41			4%
Total Cash and Cash Investments					\$5,646.92	\$5,665.33	\$18.41			4%

Positions - Fixed Income

Symbol/ CUSIP	Description	Coupon	Maturity Date	Quantity/Par	Price(\$)	Market Value(\$)	Adj Cost Basis/ Orig Cost Basis(\$)	Unrealized Gain/(Loss)(\$)	Yield to Maturity	Est. Annual Income(\$)	Accrued Income(\$)	% of Acct
91282CCF6	US TREASUR NT	0.75%	05/31/26	123,000.0000	97.98828	120,525.58	119,961.90 119,961.90	563.68	4.03%	922.50	310.02	96%
Total Fixed Income				123,000.0000		\$120,525.58		\$563.68		\$922.50	\$310.02	96%
Total Adj Cost Basis		\$119,961.90										
Total Orig Cost Basis		\$119,961.90										

Accrued Income represents the interest that would be received if the fixed income investment was sold prior to the coupon payment.
Yield to Maturity is the annualized rate of return earned if held until maturity date.
Total Adj Cost Basis and Total Orig Cost Basis are the sums of the individual positions held, which may be incomplete or unavailable.

Transactions - Summary

Beginning Cash* as of 09/01	+	Deposits	+	Withdrawals	+	Purchases	+	Sales/Redemptions	+	Dividends/Interest	+	Expenses	=	Ending Cash* as of 09/30
\$0.00		\$0.00		\$0.00		(\$18.41)		\$0.00		\$18.41		\$0.00		\$0.00
Other Activity		\$0.00 Other activity includes transactions which don't affect the cash balance such as stock transfers, splits, etc.												

*Cash (includes any cash debit balance) held in your account plus the value of any cash invested in a sweep money fund.

Transaction Details

Date	Category	Action	Symbol/ CUSIP	Description	Quantity	Price/Rate per Share(\$)	Charges/ Interest(\$)	Amount(\$)	Realized Gain/(Loss)(\$)
09/16	Interest	Bank Interest	X,Z	BANK INT 081625-091525				1.03	



Transaction Details (continued)

Date	Category	Action	Symbol/ CUSIP	Description	Quantity	Price/Rate per Share(\$)	Charges/ Interest(\$)	Amount(\$)	Realized Gain/(Loss)(\$)
09/18	Purchase		SNSXX	Schwab US Treasury Money Investor	1.0300	1.0000		(1.03)	
09/30	Purchase	Reinvested Shares	SNSXX	Schwab US Treasury Money Investor	17.3800	1.0000		(17.38)	
	Dividend	Div For Reinvest	SNSXX	Schwab US Treasury Money				17.38	
Total Transactions								\$0.00	\$0.00

Date column represents the Settlement/Process date for each transaction.

Bank Sweep Activity

Date	Description	Amount	Date	Description	Amount
09/01	Beginning Balance ^{x,z}	\$0.00	09/30	Ending Balance ^{x,z}	\$0.00
09/15	BANK INTEREST - CHARLES SCHWAB BANK ^{x,z}	1.03	09/30	Interest Rate ^{* z}	0.05%
09/18	BANK TRANSFER TO BROKERAGE	(1.03)			

* Your interest period was 08/16/25 - 09/15/25. ^z

Endnotes For Your Account

- ◊ Dividends paid on this security will be automatically reinvested.
- X Bank Sweep deposits are held at one or more FDIC-insured Program Banks. Charles Schwab & Co., Inc. is not an FDIC-insured bank and deposit insurance covers the failure of an insured bank. Certain conditions must be satisfied for FDIC insurance coverage to apply. Please review the Cash Features Program Disclosure Statement for a list of the Program Banks at schwab.com/cashfeaturesdisclosure.

- Z For the Bank Sweep and Bank Sweep for Benefit Plans features, interest is paid for a period that differs from the Statement Period. Balances include interest paid as indicated on your statement by Schwab or one or more of its Program Banks. These balances do not include interest that may have accrued during the Statement Period after interest is paid. The interest paid may include interest that accrued in the prior Statement Period.

Terms and Conditions

GENERAL INFORMATION AND KEY TERMS: This Account statement is furnished solely by Charles Schwab & Co., Inc. ("Schwab") for your Account at Schwab ("Account"). Unless otherwise defined herein, capitalized terms have the same meanings as in your Account Agreement. If you receive any other communication from any source other than Schwab which purports to represent your holdings at Schwab (including balances held at a Depository Institution) you should verify its content with this statement. **Accrued Income:** Accrued Income is the sum of the total accrued interest and/or accrued dividends on positions held in your Account, but the interest and/or dividends have not been received into your Account. Schwab makes no representation that the amounts shown (or any other amount) will be received. Accrued amounts are not covered by SIPC account protection until actually received and held in the Account. **AIP**

(Automatic Investment Plan) Customers: Schwab receives remuneration in connection with certain transactions effected through Schwab. If you participate in a systematic investment program through Schwab, the additional information normally detailed on a trade confirmation will be provided upon request. **Average Daily Balance:** Average daily composite of all cash balances that earn interest and all loans from Schwab that are charged interest. **Bank Sweep and Bank Sweep for Benefit Plans Features:** Schwab acts as your agent and custodian in establishing and maintaining your Deposit Account(s) as a feature of your brokerage Account(s). Deposit accounts held through these bank sweep features constitute direct obligations of one or more FDIC insured banks ("Program Banks") that are not obligations of Schwab. Funds swept to Program Banks are eligible for deposit insurance from the FDIC up to the applicable limits



Terms and Conditions (continued)

for each bank for funds held in the same insurable capacity. The balance in the Deposit Accounts can be withdrawn on your order and the proceeds returned to your brokerage Account or remitted to you as provided in your Account Agreement. For information on FDIC insurance and its limits, as well as other important disclosures about the bank sweep feature(s) in your Account(s), please refer to the Cash Features Disclosure Statement available online or from a Schwab representative. **Cash:** Any Free Credit Balance owed by us to you payable upon demand which, although accounted for on our books of record, is not segregated and may be used in the conduct of this firm's business. **Dividend Reinvestment Customers:** Dividend reinvestment transactions were effected by Schwab acting as a principal for its own account, except for the reinvestment of Schwab dividends, for which an independent broker-dealer acted as the buying agent. Further information on these transactions will be furnished upon written request. **Gain (or Loss):** Unrealized Gain or (Loss) and Realized Gain or (Loss) sections ("Gain/Loss Section(s)") contain a gain or a loss summary of your Account. This information has been provided on this statement at the request of your Advisor, if applicable. This information is not a solicitation or a recommendation to buy or sell. **Schwab does not provide tax advice and encourages you to consult with your tax professional. Please view the Cost Basis Disclosure Statement for additional information on how gain (or loss) is calculated and how Schwab reports adjusted cost basis information to the IRS.** **Interest:** For the Schwab One Interest, Bank Sweep, and Bank Sweep for Benefit Plans features, interest is paid for a period that may differ from the Statement Period. Balances include interest paid as indicated on your statement by Schwab or one or more of its Program Banks. These balances do not include interest that may have accrued during the Statement Period after interest is paid. The interest paid may include interest that accrued in the prior Statement Period. For the Schwab One Interest feature, interest accrues daily from the second-to-last business day of the prior month and is posted on the second-to-last business day of the current month. For the Bank Sweep and Bank Sweep for Benefit Plans features, interest accrues daily from the 16th day of the prior month and is credited/posted on the first business day after the 15th of the current month. If, on any given day, the interest that Schwab calculates for the Free Credit Balances in the Schwab One Interest feature in your brokerage Account is less than \$.005, you will not accrue any interest on that day. For balances held at banks affiliated with Schwab in the Bank Sweep and Bank Sweep for Benefit Plans features, interest will accrue even if the amount is less than \$.005. **Margin Account Customers:** This is a combined statement of your margin account and special memorandum account maintained for you under Section 220.5 of Regulation T issued by the Board of Governors of the Federal Reserve System. The permanent record of the separate account as required by Regulation T is available for your inspection. Securities purchased on margin are Schwab's collateral for the loan to you. It is important that you fully understand the risks involved in trading securities on margin. These risks include: 1) You can lose more funds than you deposit in the margin account; 2) Schwab can force the sale of securities or other assets in any of your account(s) to maintain the required account equity without contacting you; 3) You are not entitled to choose which assets are liquidated nor are you entitled to an extension of time on a margin call; 4) Schwab can increase its "house" maintenance margin requirements at any time without advance written notice to you. **Market Price:** The most recent price evaluation available to Schwab on the last business day of the report period, normally the last trade price or bid as of market close. Unpriced securities denote that no market evaluation update is currently available. Price evaluations are obtained from outside parties. Schwab shall have no responsibility for the accuracy or timeliness of any such valuations. Assets Not Held at Schwab are not held in your Account or covered by the Account's SIPC account protection and are not otherwise in Schwab's custody and are being provided as a courtesy to you. Information on Assets Not Held at Schwab, including but not limited to valuations, is reported solely based on information you provide to Schwab. Schwab can neither validate nor certify the existence of Assets Not Held at Schwab or the accuracy, completeness or timeliness of the information about Assets Not Held at Schwab, whether provided by you or otherwise. Descriptions of Assets Not Held at Schwab may be abbreviated or truncated. Some securities, especially thinly traded equities in the OTC market or foreign markets, may not report the

most current price and are indicated as Stale Priced. Certain Limited Partnerships (direct participation programs) and unlisted Real Estate Investment Trust (REIT) securities, for which you may see a value on your monthly Account statement that reflects the issuer's appraised estimated value, are not listed on a national securities exchange, and are generally illiquid. Even if you are able to sell such securities, the price received may be less than the per share appraised estimated value provided in the account statement. **Market Value:** The Market Value is computed by multiplying the Market Price by the Quantity of Shares. This is the dollar value of your present holdings in your specified Schwab Account or a summary of the Market Value summed over multiple accounts. **Non-Publicly Traded Securities:** All assets shown on this statement, other than certain direct investments which may be held by a third party, are held in your Account. Values of certain Non-Publicly Traded Securities may be furnished by a third party as provided by Schwab's Account Agreement. Schwab shall have no responsibility for the accuracy or timeliness of such valuations. The Securities Investor Protection Corporation (SIPC) does not cover many limited partnership interests. **Schwab Sweep Money Funds:** Includes the primary money market funds into which Free Credit Balances may be automatically invested pursuant to your Account Agreement. Schwab or an affiliate acts and receives compensation as the Investment Advisor, Shareholder Service Agent and Distributor for the Schwab Sweep Money Funds. The amount of such compensation is disclosed in the prospectus. The yield information for Schwab Sweep Money Funds is the current 7-day yield as of the statement period. Yields vary. If on any given day, the accrued daily dividend for your selected sweep money fund as calculated for your account is less than ½ of 1 cent (\$.005), your account will not earn a dividend for that day. In addition, if you do not accrue at least 1 daily dividend of \$.01 during a pay period, you will not receive a money market dividend for that period. Schwab and the Schwab Sweep Money Funds investment advisor may be voluntarily reducing a portion of a Schwab Sweep Money Fund's expenses. Without these reductions, yields would have been lower. **Securities Products and Services:** Securities products and services are offered by Charles Schwab & Co., Inc., **Member SIPC. Securities products and services, including unswept intraday funds and net credit balances held in brokerage accounts are not deposits or other obligations of, or guaranteed by, any bank, are not FDIC insured, and are subject to investment risk and may lose value. SIPC does not cover balances held at Program Banks in the Bank Sweep and Bank Sweep for Benefit Plans features.** Please see your Cash Feature Disclosure Statement for more information on insurance coverage. **Yield to Maturity:** This is the actual average annual return on a note if held to maturity. **IN CASE OF ERRORS OR DISCREPANCIES:** If you find an error or discrepancy relating to your brokerage activity (other than an electronic fund transfer) you must notify us promptly, but no later than 10 days after this statement is sent or made available to you. If this statement shows that we have mailed or delivered security certificate(s) that you have not received, notify Schwab immediately. You may call us at 800-435-4000. (Outside the U.S., call +1-415-667-8400.) If you're a client of an independent investment advisor, call us at 800-515-2157. Any oral communications should be re-confirmed in writing to further protect your rights, including rights under the Securities Investor Protection Act (SIPA). If you do not so notify us, you agree that the statement activity and Account balance are correct for all purposes with respect to those brokerage transactions. **IN CASE OF COMPLAINTS:** If you have a complaint regarding your Schwab statement, products or services, please write to Client Service & Support at Charles Schwab & Co., Inc., P.O. Box 982603 El Paso, TX 79998-2603, or call customer service at 800-435-4000. (Outside the U.S., call +1-415-667-8400.) If you're a client of an independent investment advisor, call us at 800-515-2157. **Address Changes:** If you fail to notify Schwab in writing of any change of address or phone number, you may not receive important notifications about your Account, and trading or other restrictions might be placed on your Account. **Additional Information:** We are required by law to report to the Internal Revenue Service adjusted cost basis information (if applicable), certain payments to you and credits to your Account during the calendar year. Retain this statement for income tax purposes. A financial statement for your inspection is available at Schwab's offices or a copy will be mailed to you upon written request. Any third-party trademarks



Schwab One® Account of

SOUTH COAST SHORES HOMEOWNERS

Statement Period
September 1-30, 2025



Terms and Conditions (continued)

appearing herein are the property of their respective owners. Charles Schwab & Co., Inc., Charles Schwab Bank, Charles Schwab Premier Bank, and Charles Schwab Trust Bank are separate but affiliated companies and subsidiaries of the Charles Schwab Corporation. © 2025 Charles Schwab & Co., Inc. ("Schwab"). All rights reserved. **Member SIPC.** (O1CUSTNC) (0822-20UL)

Schwab Institutional is a division of Charles Schwab & Co., Inc., and provides back office brokerage and related services to independent investment advisors and retirement plan providers. Schwab is a registered broker-dealer and is not affiliated with your Investment Advisor whose name appears on this statement ("Advisors") except in the case of Charles Schwab Investment Advisory, Inc. ("CSIA"), Schwab Wealth Investment Advisory, Inc. ("SWIA"), or an affiliated company that may act as the investment advisor on a fund. Schwab neither endorses nor recommends any particular Advisor or its investment strategy and has no responsibility to monitor trading by any Advisor in your Account. Schwab has not verified any statement accompanying any Advisor's logo appearing on this statement. Not all of these products and services may benefit your Account, and Schwab may provide them to Advisors on the Advisor's commitment to place a certain amount of its clients' assets in brokerage accounts at Schwab within a certain period of time. This commitment could influence an Advisor's recommendation or requirement that its clients establish brokerage accounts at Schwab. For questions about this statement, or if there is a change in your financial situation, investment objectives, or risk profile, please contact your Independent Investment Manager and/or Advisor.