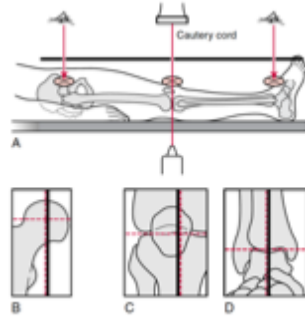


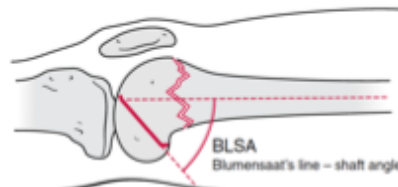
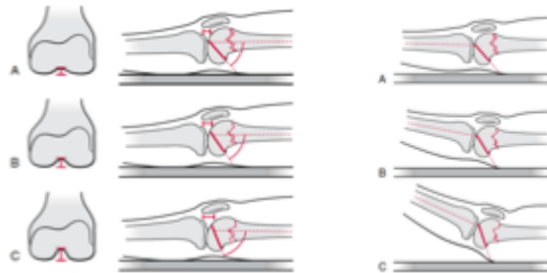
# 21 Distal Femur + Lower Limb Periprosthetic Fractures - adult

## PRO TIPS

- In distal femur fractures the zeitgeist is for more stability and dual implants.
- Don't forget distal femur replacement as an option in the elderly to allow early mobilisation.
- It is very easy to get the alignment wrong, DON'T rely on single view II shots.
  - Coronal – should line up with medial tibial spine.



- Sagittal – 3 methods of comparing with contralateral knee (Intercondylar height, Hyper extension, Blumensaat's line – at 30 degrees knee flexion the line should intersect with inferior pole of patella).



## UK ISCP TRAUMA + ORTHOPAEDIC SYLLABUS

### Knowledge

0 = No experience expected / 1 = Has observed or knows of / 2 = Can manage with assistance / 3 = Can manage whole but may need assistance / 4 = Able to manage without assistance including potential common complications

Green text = Oxford Trauma Service suggestions

Topic	CORE	ST3-ST8	>ST8
<b>Anatomy</b>			
Clinical and functional anatomy with pathological and operative relevance	3	4	4
Surgical approaches to the limbs and axial skeleton	2	4	4
Management of fractures around prostheses and implants	2	3	4
Management of peri-prosthetic fractures (Lower Extremity)	2	4	4
Amputation	2	4	4
<b>Operative</b>			
Management of closed peri-articular fractures	2	4	4

### Technical

0 = No experience expected / 1 = Has observed or knows of / 2 = Can manage with assistance / 3 = Can manage whole but may need assistance / 4 = Able to manage without assistance including potential common complications

Green text = Oxford Trauma Service suggestions

Topic	CORE	ST3-ST8	>ST8
-------	------	---------	------

<b>Periprosthetic fracture of hip</b>			
Open reduction and fixation of periprosthetic fracture - hip	0	3	4
Revision THR for periprosthetic fracture of hip	0	2	4
Intraarticular fracture distal femur ORIF	0	3	4
<b>Periprosthetic fracture of knee</b>			
Open reduction and fixation of periprosthetic fracture - knee	0	2	4
Revision TKR for periprosthetic fracture of knee	0	2	4
<b>Supracondylar fracture (not intraarticular)</b>			
Supracondylar fracture (not intraarticular) DCS / blade plate etc.	0	4	4
Supracondylar femur fracture (not intraarticular) external fixation	0	4	4
Supracondylar femur fracture (not intraarticular) Intramedullary fixation	0	4	4
Supracondylar femur fracture (not intraarticular) MUA & POP	0	4	4

Please find below, resources that cover the syllabus objectives.

## DISCUSSION SLIDES

OTA Resident Lectures – [Distal Femur](#)

OTA Resident Lecture – [Treatment of Periprosthetic Femur Fractures](#)

## RECOMMENDED KNOWLEDGE REVIEW RESOURCES

### DISTAL FEMUR FRACTURES

- Rockwood + Green Chapter 57a: Distal Femur Fractures p2430-2471
- Orthobullets – [Distal Femur](#)
- JBJS Clinical Summary – [Distal Femur Fractures](#)
- S+N - [Distal Femur Fractures](#)

### LOWER EXTREMITY PERIPROSTHETIC FRACTURES

- Rockwood + Green Chapter 58a: Lower Extremity Periprosthetic Fractures p2472-2536
- Orthobullets – [TKR Periprosthetic](#)
- Orthobullets – [THR Periprosthetic](#)
- JBJS Clinical Summary – [Periprosthetic Fractures](#)
- [Periprosthetic & Interprosthetic Fractures of Stable THA and TKA components: Fixation Strategies, Tips & Tricks](#) – OTA Webinar (65 mins)

### SCORING / CLASSIFICATION SYSTEMS

- [AO/OTA](#)

## RECOMMENDED TECHNICAL REVIEW RESOURCES

### DISTAL FEMUR

- AO Surgery Reference – [Distal Femur](#)
- Orthobullets – [ORIF lateral Plate](#)
- VuMedi - [Lightening Tips: Distal Femur Nail Options](#)
- VuMedi - [Supracondylar Femur Fractures: IM Nails](#)
- VuMedi - [Distal Femur Surgical Approaches](#)
- VuMedi - [Retrograde Nailing + Percutaneous Reduction](#) – OTA
- OTA - [Distal Femur Swashbuckler Approach](#) – OTA (members only)
- VuMedi - [The Extensile Medial Parapatellar Approach to the Distal Femur and Knee](#)

### PERIPROSTHETIC

- AO Surgery Reference – [Hip](#)
- AO Surgery Reference – [Knee](#)

### SMITH + NEPHEW

- [Trauma Education](#)
- [EVOS small](#)

### STRYKER

- Surgeon Education – [Link](#)
- Video Library – [Link](#)

- Trauma + Extremity Products – [Link](#)

#### DEPUY SYNTHES

- [Educational Material](#)
- [J+J Technical Guides](#)

#### PATIENT RESOURCES

- [Distal femur](#)
- [Periprosthetic](#)

#### GUIDES + PROTOCOLS

##### NICE (NATIONAL INSTITUTE FOR CLINICAL EXCELLENCE)

- [Trauma \(QS166\)](#)
- [Major trauma: service delivery \(NG40\)](#)
- [Major trauma: assessment and initial management \(NG39\)](#)
- [Fractures \(complex\): assessment and management \(NG37\)](#)
- [Fractures \(non-complex\): assessment and management \(NG38\)](#)
- [Rehabilitation after traumatic injury \(NG211\)](#)
- [Osteoporosis: assessing the risk of fragility fractures \(CG146\)](#)
- [Osteoporosis \(QS149\)](#)
- [Falls in older people \(QS86\)](#)
- [Falls in older people: assessing risk and prevention \(CG161\)](#)
- [Falls Prevention Exercise and Education Programme](#)
- [Delirium: prevention, diagnosis and management \(CG103\)](#)
- [NICE impact: falls and fragility fractures](#)

#### ABSTRACTS + FULL TEXT PAPERS

##### TECHNIQUE

##### Distal Femur

- Krettek – Distal Femur Technical Tips
- Hussein - Double Plate