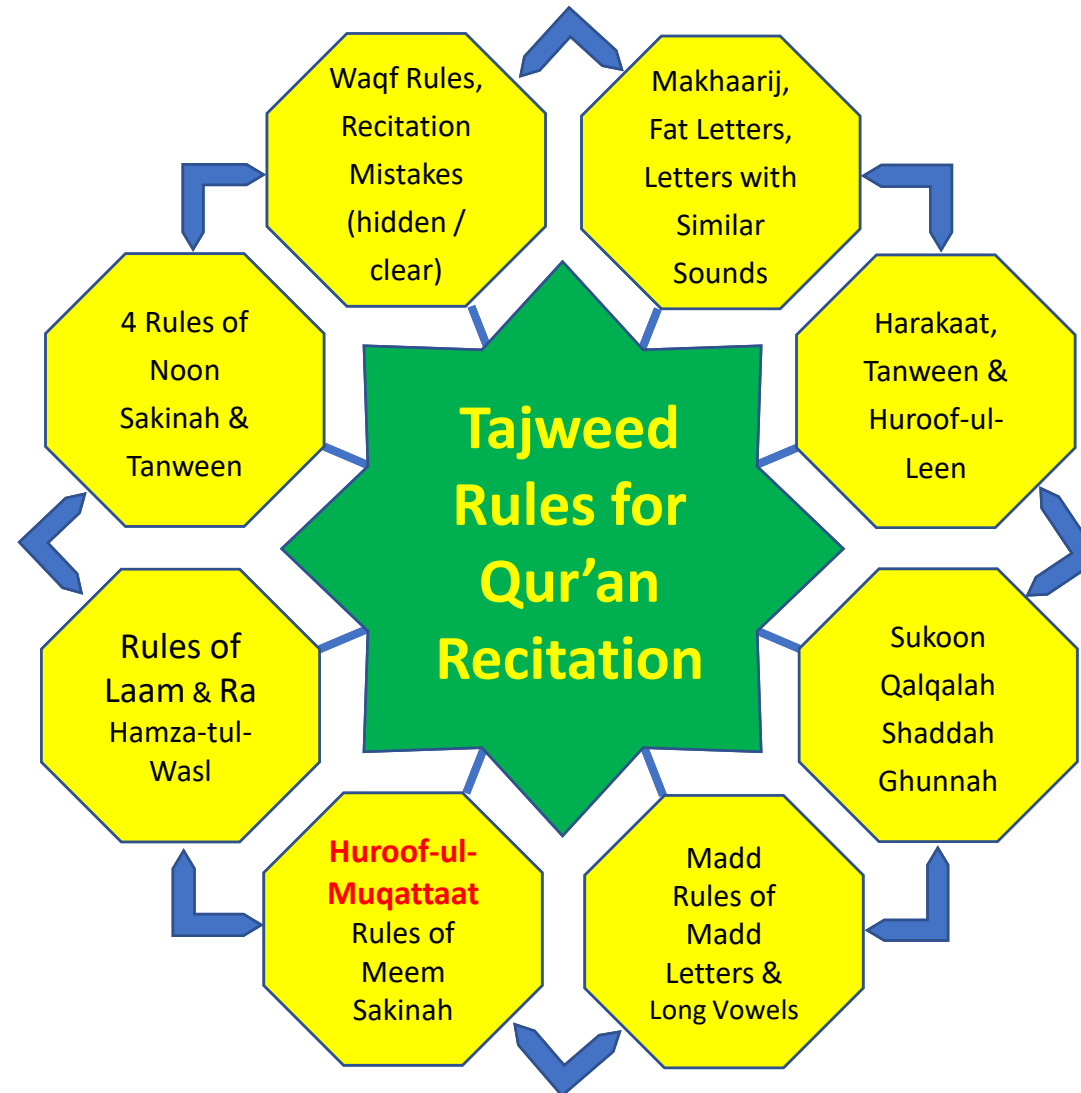


# A Basic Step-by-Step Guide to Improve Your Qur'an Recitation



# Supplications For Knowledge

رَبِّ أَسْرَحْ لِي صَدْرِي ﴿٢٥﴾ وَيَسِّرْ لِي أَمْرِي ﴿٢٦﴾ وَأَخْلِلْ عُقْدَةً مِّن لِّسَانِي ﴿٢٧﴾ يَفْقَهُوا قَوْلِي ﴿٢٨﴾

O my Lord, Open my chest, ease my task, and give me the eloquence in my speech so they understand my message.

Surah TaHa – Verses 25 - 28

رَبِّ زِدْنِي عِلْمًا ﴿١١٤﴾

O my Lord, increase me in knowledge

Surah TaHa – Verse 114

اَللّٰهُمَّ اِنِّیْ اَسْأَلُكَ عِلْمًا نَافِعًا وَ رِزْقًا طَیْبًا وَ عَمَلًا مُّتَقَبَّلًا

O Allah, I ask you of beneficial knowledge, pure rizq, and acceptable deeds

اَللّٰهُمَّ اَنْفَعْنَا بِمَا عَلَّمْتَنَا وَعَلِّمْنَا مَا يَنْفَعُنَا وَزِدْنَا عِلْمًا (ابن ماجه)

O Allah, benefit us from the knowledge that you gave us and teach us what will benefit us and increase us in knowledge

اَللّٰهُمَّ فَفِّهْنَا فِي الدِّیْنِ

O Allah, grant us the understanding of the Deen

بِسْمِ اللَّهِ الرَّحْمَنِ الرَّحِيمِ

# Huroof-ul-Muqattaat

30<sup>th</sup> April 2025

by

M Billal Siddiqui

# Huroof-ul-Muqatta'aat

## حُرُوفُ الْمُقَطَّعَات

- Huroof-ul-Muqatta'aat ( حُرُوفُ الْمُقَطَّعَات ) are known as the “Abbreviated Letters” or the “Disjointed letters”.
- These appear at the start of 29 Surahs of the Qur'an.
- A few Huroof-ul-Muqatta'aat are shown below, both in the Uthmani and IndoPak Scripts:

Uthmani  
Script

ق طس يس الم عسق

Indo-Pak  
Script

ق طس يس الم عسق

- These Huroof can come as single letter, or in combination of 2, 3, 4, or 5 letters.
- Even though some of these are written as words, they are still read as individual letters.

# Huroof-ul-Muqatta'aat

## حُرُوفُ الْمُقَطَّعَاتِ

We have already studied how to pronounce the Arabic letters. The table below is a reminder of the letter pronunciation.

ا	ب	ت	ث	ج	ح	خ	د	ذ	ر
الف	با	تا	ثا	جيم	حا	خا	دال	ذال	را
ز	س	ش	ص	ض	ط	ظ	ع	غ	ف
زا	سين	شين	صاد	ضاد	طا	ظا	عين	غين	فا
ق	ك	ل	م	ن	و	ه	ء	ي	
قاف	كاف	لام	ميم	نون	واو	ها	همزة	يا	

# Huroof-ul-Muqatta'aat

## حُرُوفُ الْمُقَطَّعَات

We have already studied how to pronounce the Arabic letters. The table below is a reminder of the letter pronunciation.

ر	ذ	د	خ	ح	ج	ث	ت	ب	ا
را	ذال	دال	خا	حا	جيم	ثا	تا	با	الف
ف	غ	ع	ظ	ط	ض	ص	ش	س	ز
فا	غين	عين	ظا	طا	ضاد	صاد	شين	سين	زا
	ي	ء	ه	و	ن	م	ل	ك	ق
	يا	همزة	ها	واو	نون	ميم	لام	كاف	قاف

**NOTE:** Only the letters highlighted in pink form the Huroof-ul-Muqatta'aat, either as a single letter or in combination of 2, 3, 4, or 5 letters.

# Huroof-ul-Muqatta'at

## حُرُوفُ الْمُقَطَّعَاتِ

Uthmani  
Script

ق طس يس الم عسق

The Madd sign only appears on the Madd letters (Alif, Waow, or Ya)

So why does it seem like there is a Madd sign on letters other than the Madd letters in Huroof-ul-Muqatta'at ?

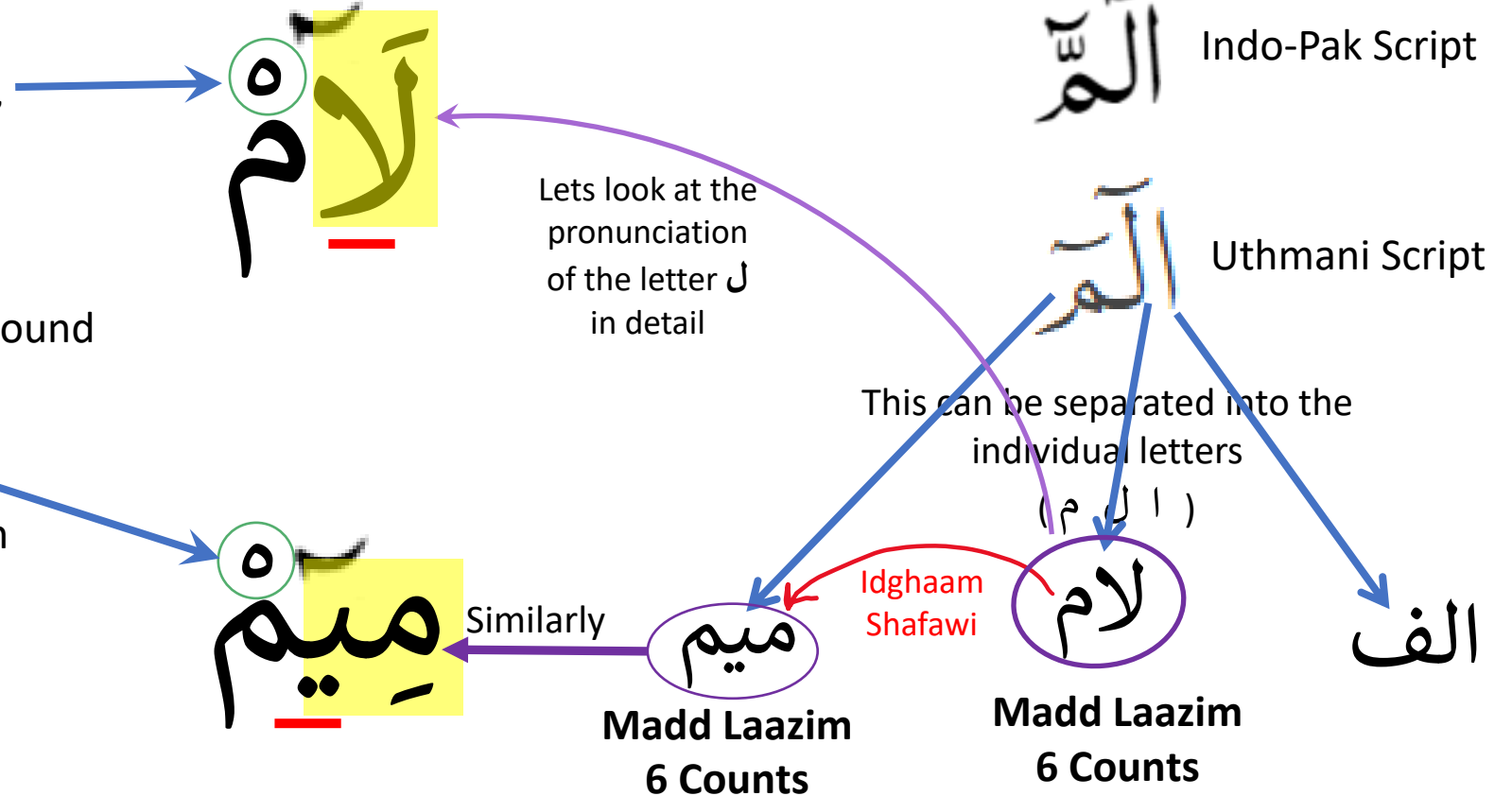
# Huroof-ul-Muqatta'aat

## حُرُوفُ الْمُقَطَّعَاتِ

In order to understand why there is a Madd sign on some letters, we need to analyze Huroof-ul-Muqatta'aat.

Hence the Madd sign on the letter ل and م

- There is a permanent Sukoon, after a Madd letter Alif which means that there is a Madd sign on the Alif
- This is Madd Laazim and the sound is extended to 6 counts.
- This is a permanent Sukoon, after a Madd letter Yaa which means there is a Madd sign on the Ya.
- This is also Madd Laazim and the sound is extended to 6 counts.



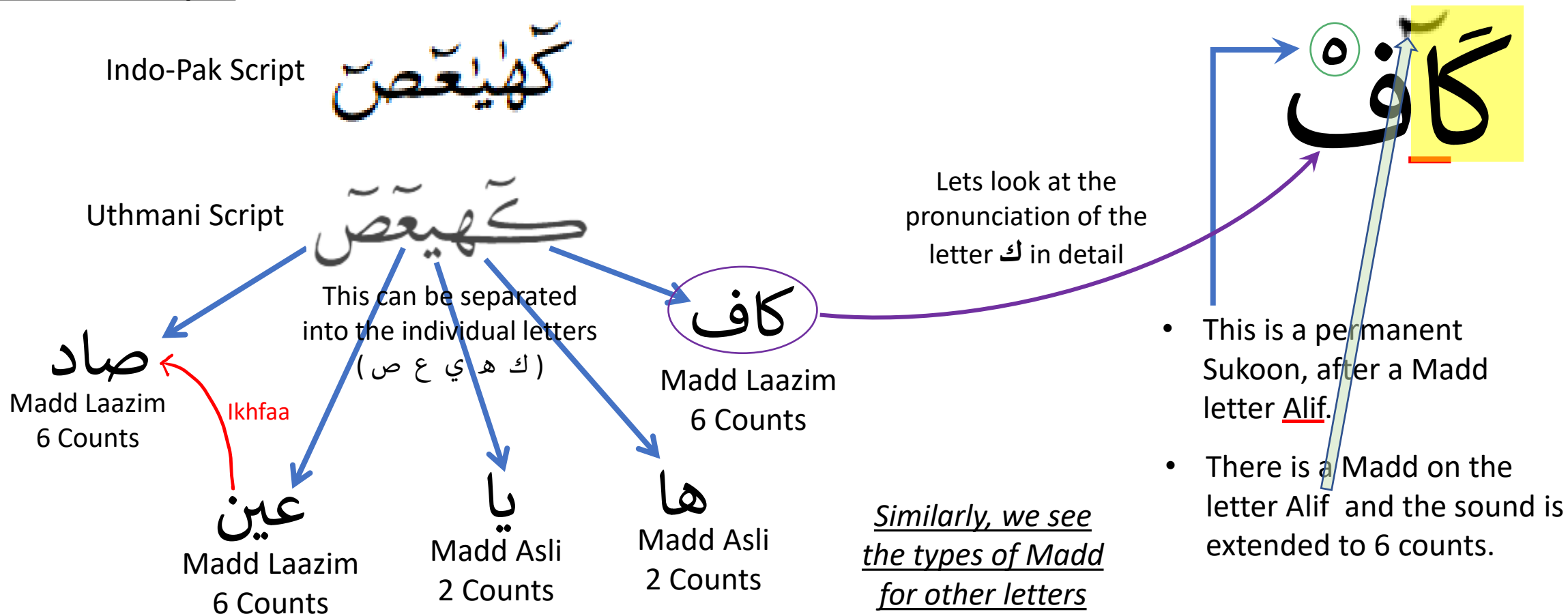


# Huroof-ul-Muqatta'aat

## حُرُوفُ الْمُقَطَّعَات

Huroof-ul-Muqatta'aat ( حُرُوفُ الْمُقَطَّعَات ) are read as individual letters. These letters are stretched according to the Madd rules and read according to the Noon Saakinah rules.

### Another Example:



# Huroof-ul-Muqatta'aat

## حُرُوفُ الْمُقَطَّعَاتِ

The length of extending the sound of the different Huroof-ul-Muqatta'aat is shown here.

6

Madd Laazim  
Extend 6 Counts

2

Madd Asli  
Extend 2 Counts

Read as ALIF

ر	ذ	د	خ	ح	ج	ث	ت	ب	ا
را	ذال	دال	خا	حا	جيم	ثا	تا	با	الف
ف	غ	ع	ظ	ط	ض	ص	ش	س	ز
فا	غين	عين	ظا	طا	ضاد	صاد	شين	سين	زا
	ي	ء	ه	و	ن	م	ل	ك	ق
	يا	همزة	ها	واو	نون	ميم	لام	كاف	قاف

# Huroof-ul-Muqatta'aat

## حُرُوفُ الْمُقَطَّعَاتِ

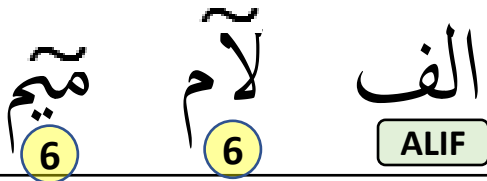

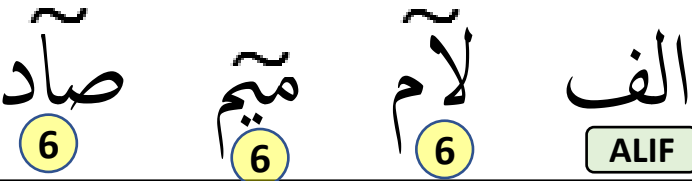

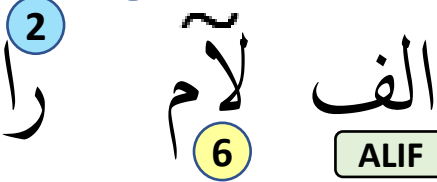

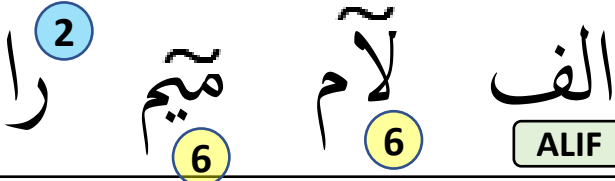


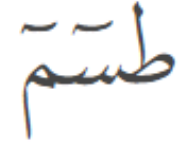
In order to recite the Huroof-ul-Muqatta'aat correctly, we must keep the following points in mind:

- Read as individual letters (not as a whole word)
- Read the letter \ as "ALIF" - there is no vowel sign on the letter
- Extend the Madd Asli to 2 counts (the count is shown as 2 on the following slides)
- Extend the Madd Laazim to 6 counts (the count is shown as 6 on the following slides)
- Lastly, don't forget the fat letters and remember the rules of Meem Shaddah or Noon Saakinah.

# Huroof-ul-Muqatta'aat

## حُرُوفُ الْمُقَطَّعَات

*The table below shows the Huroof-ul-Muqatta'aat, the Surahs in which these letters appear, and the length of sound to extend each letter*

Surah Number	How To Read	Huroof-ul-Muqatta'aat
2, 3, 29, 30, 31, 32		
7		
10, 11, 12, 14, 15		
13		
26, 28		

# Huroof-ul-Muqatta'at

## حُرُوفُ الْمُقَطَّعَاتِ

Surah Number	How To Read	Huroof-ul-Muqatta'at
27	طَا سَيْن 2 6	طس
38	صَاد 6	ص
19	كَافْ هَا يَا عَيْنْ صَاد 6 2 2 6	كهيعص
40, 41, 43, 44, 45, 46	حَا مِيمْ 2 6	حم
36	يَا سَيْن 2 6	يس

# Huroof-ul-Muqatta'aat

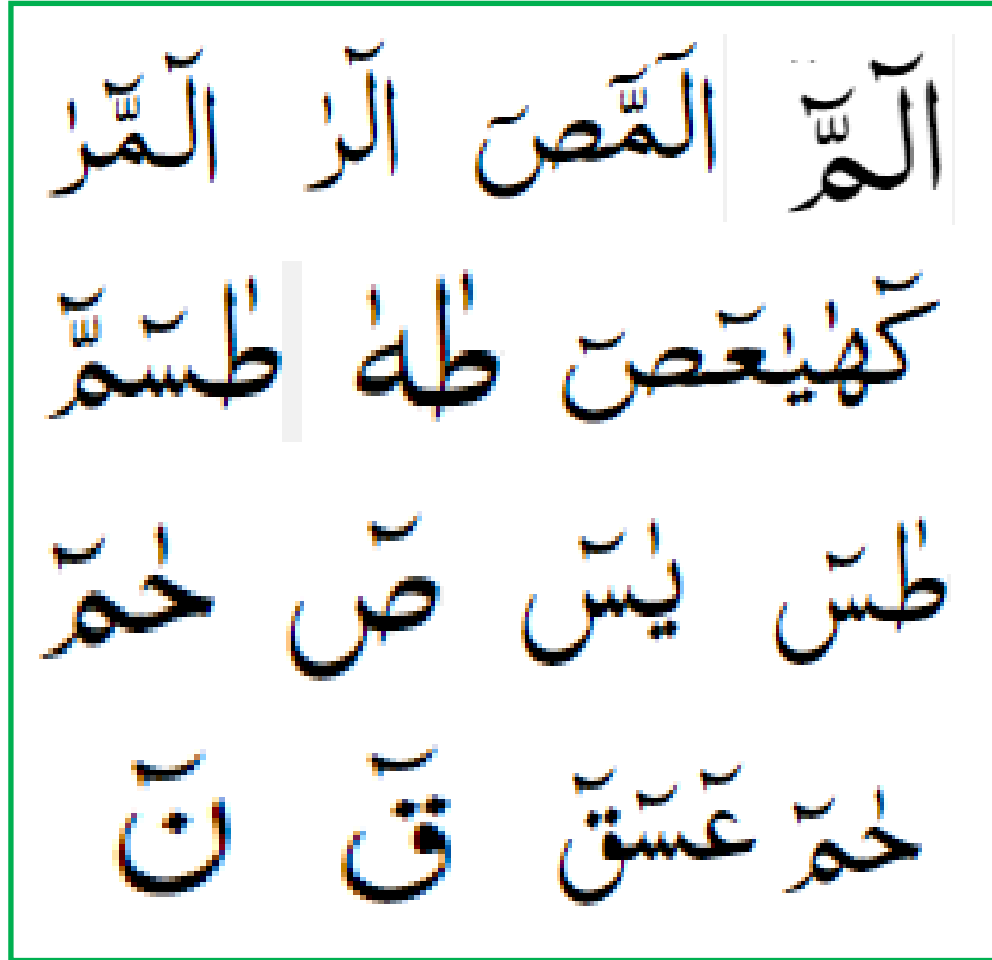
## حُرُوفُ الْمُقَطَّعَاتِ

Surah Number	How To Read	Huroof-ul-Muqatta'aat
42	حَا مَّيْمٌ عَيْنٌ سَيْنٌ قَافٌ (2) (6) (6) (6) (6)	حَمْ عَسَقَ
20	طَا هَا (2)	طه
50	قَافٌ (6)	قاف
68	نَوْنٌ (6)	نون

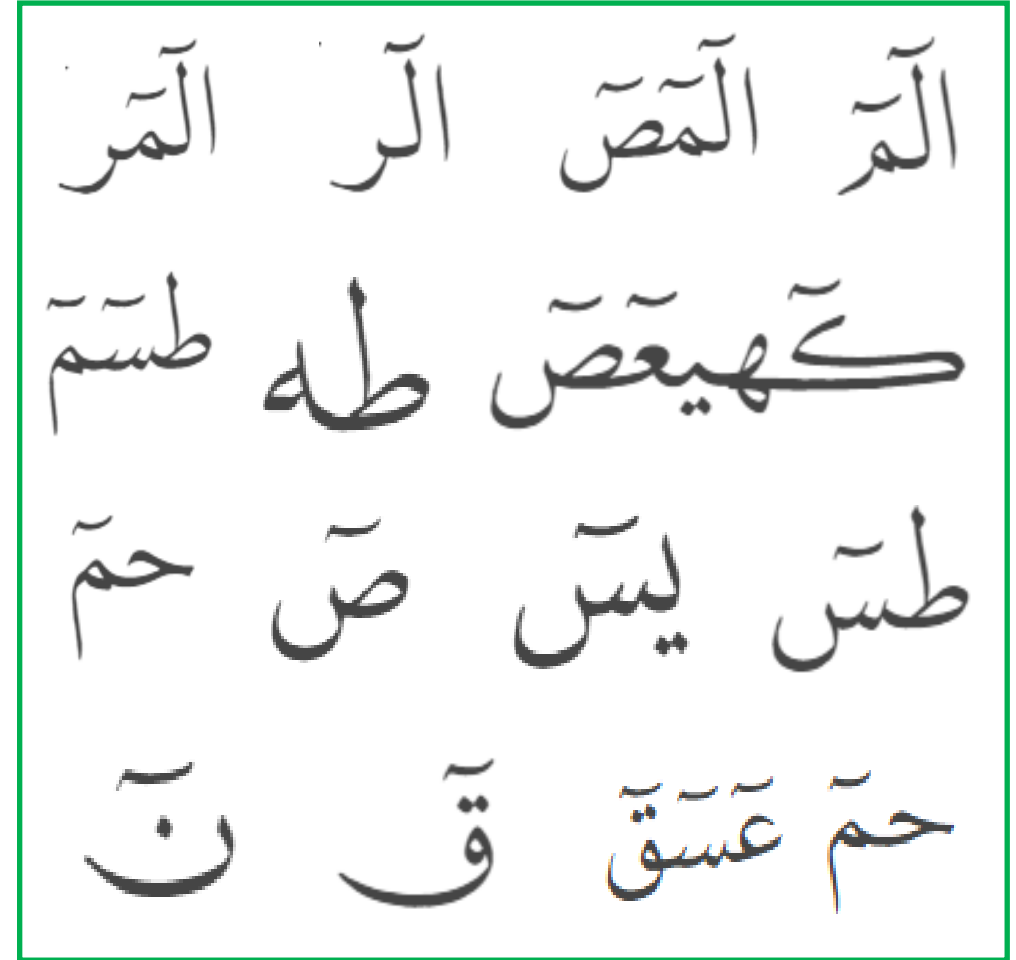
# Huroof-ul-Muqatta'aat

## حُرُوفُ الْمُقَطَّعَات

Here are all the Huroof-ul-Muqatta'aat as they appear in the Qur'an



Indo-Pak Script



Uthmani Script