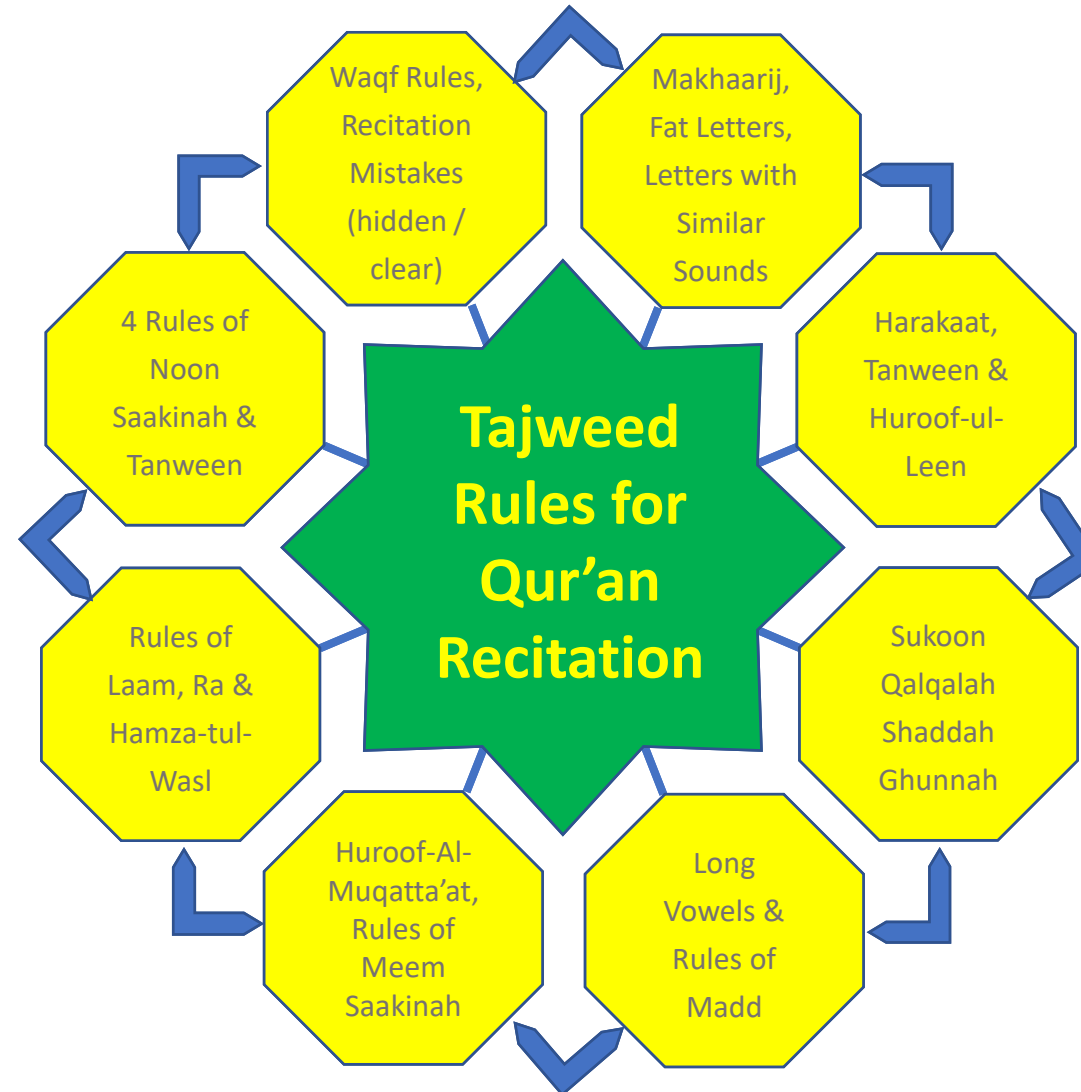


A Basic Step-by-Step Guide to Improve Your Qur'an Recitation



Supplications For Knowledge

رَبِّ أَسْرَحْ لِي صَدْرِي ﴿٢٥﴾ وَيَسِّرْ لِي أَمْرِي ﴿٢٦﴾ وَأَخْلِلْ عُقْدَةً مِّن لِّسَانِي ﴿٢٧﴾ يَفْقَهُوا قَوْلِي ﴿٢٨﴾

O my Lord, Open my chest, ease my task, and give me the eloquence in my speech so they understand my message.

Surah TaHa – Verses 25 - 28

رَبِّ زِدْنِي عِلْمًا ﴿١١٤﴾

O my Lord, increase me in knowledge

Surah TaHa – Verse 114

اَللّٰهُمَّ اِنِّیْ اَسْأَلُكَ عِلْمًا نَافِعًا وَرِزْقًا طَیِّبًا وَ عَمَلًا مُّتَقَبَّلًا

O Allah, I ask you of beneficial knowledge, pure rizq, and acceptable deeds

اَللّٰهُمَّ اَنْفَعْنَا بِمَا عَلَّمْتَنَا وَعَلِّمْنَا مَا يَنْفَعُنَا وَزِدْنَا عِلْمًا (ابن ماجه)

O Allah, benefit us from the knowledge that you gave us and teach us what will benefit us and increase us in knowledge

اَللّٰهُمَّ فَفِّهْنَا فِي الدِّیْنِ

O Allah, grant us the understanding of the Deen



Virtues of Seeking Knowledge

Abu Darda (May Allah SWT be pleased with him) reported: The Messenger of Allah, (Peace and Blessings of Allah SWT be upon him), said:

وَإِنَّ الْمَلَائِكَةَ لَتَضَعُ أجنحتها رِضا لَطالِبِ الْعِلْمِ وَإِنَّ الْعَالَمَ لَيَسْتَغْفِرُ لَهُ مَنْ فِي السَّمَوَاتِ وَمَنْ فِي الْأَرْضِ وَالْحَيَّاتُ فِي جَوْفِ الْمَاءِ

“Verily, the angels lower their wings for the seeker of knowledge. The inhabitants of the heavens and earth, even the fish in the depths of the water, seek forgiveness for the learned man.”

Sunan Abu-Dawud, Book 19 – Number 3634



بِسْمِ اللَّهِ الرَّحْمَنِ الرَّحِيمِ

Introductory (Basic Level) Tajweed Course

Week 1

8th January 2025

by

M Billal Siddiqui



Today's Topics

- Course Overview
- What is Tajweed
- Importance of Tajweed
- Recitation Speed
- Types of Mistakes
- Arabic Alphabet
- Fat / Heavy Letters



Ground Rules

- Punctuality – being on time
- Absence - try not to miss any class
- Online Class –
 - please mute your mic
 - please turn your camera off
- Asking questions – raise hand
- Always have a notebook and a pen
- Give your honest feedback



Study Tips

- Listen attentively and take accurate notes
 - Try to implement at least one rule per week
 - Practice, practice and practice
 - Use the same Mushaf
 - Mark your reading mistakes in your Mushaf with a pencil
 - Monitor your progress
 - Listen to a Qari – (Shaykh **Mahmoud Khalil al-Hussary**)
-
- Do not get discouraged or disheartened

The Prophet (ﷺ) said, "Such a person as recites the Qur'an and masters it by heart, will be with the noble righteous scribes (in Heaven). And such a person exerts himself to learn the Qur'an by heart, and **recites it with great difficulty, will have a double reward.**"

Sahih al-Bukhari 4937



Learning Objectives

- To learn how to pronounce the Arabic letters correctly
- To learn the basic rules of Tajweed
- To apply the rules of Tajweed in our daily Quran recitation
- To read the words correctly so as not to change their meanings

Study advanced Tajweed courses

Aim to help other students of Tajweed in the future

The Prophet (ﷺ) said, "The best among you (Muslims) are those who learn the Qur'an and teach it."

Sahih al-Bukhari 5027



Teaching Methodology

Two different approaches to teaching Tajweed:

- i. Noorani Qaida – then move onto the Mushaf
- ii. Start with the Quran and learn the rules as they appear

In this course both approaches are combined.

- No specific Noorani Qaida or Tajweed book
- Use the customized notes
- Uthmani Script
- Indo/Pak Script examples used to highlight different writing styles



Course Structure

- One hour per week online class
- \approx 16 – 17 sessions (one per week)
- Minimum 1.5 hours per week self study
- Study notes (www.academixstudy.com/Tajweed)
- Q & A at the end of each session



Course Structure

Learning Tajweed can be broken down into 2 parts:

20% Theoretical

- Learning and understanding the rules
- Memorizing the rules
- Taking notes
- Reviewing the notes

80% Practical

- Listening to and reading the examples
- Repeating after the teacher
- Practicing the rules
- Implementing the rules *

* Try to implement one rule at a time so as not to overwhelm oneself.

- **Practice Sessions**



Main Topics of the Course

1. Introduction
2. Types of Mistakes
3. ***Arabic Alphabet***
4. ***Makhaarij & Similar sounding letters***
5. ***Harakaat (Fathah, Kasrah, Dhammah)***
6. Sukoon
7. Qalqalah
8. Tanween
9. Huroof-ul-Leen
10. Shaddah and Ghunnah
11. Madd Letters
12. Long Vowels
13. Rules of Letter Raa
14. Rules of Letter Laam (solar / lunar letters)
15. Rules of Noon Sakinah & Tanween
16. Izhaar & Iqlaab
17. Idghaam
18. Ikhfaa
19. Types and Rules of Madd
20. Huroof-ul-Muqatta'at
21. Rules of Meem Saakinah
22. Hamza-tul-Wasl
23. Noon Qutni
24. Rules of Waqf (stopping)



Etiquettes of Recitation

Sincerity and purity of the heart

Cleanliness of body and clothes

Al- Isti'aadhah - **الِإِسْتِعاذَةُ** to seek refuge with Allah against the accursed Satan

أَعُوذُ بِاللَّهِ مِنَ الشَّيْطَانِ الرَّجِيمِ

Al-Basmalah - **البَّسْمَلَةُ** In the name of Allah, the Entirely Merciful, the Especially Merciful

بِسْمِ اللَّهِ الرَّحْمَنِ الرَّحِيمِ

(Sahih International)

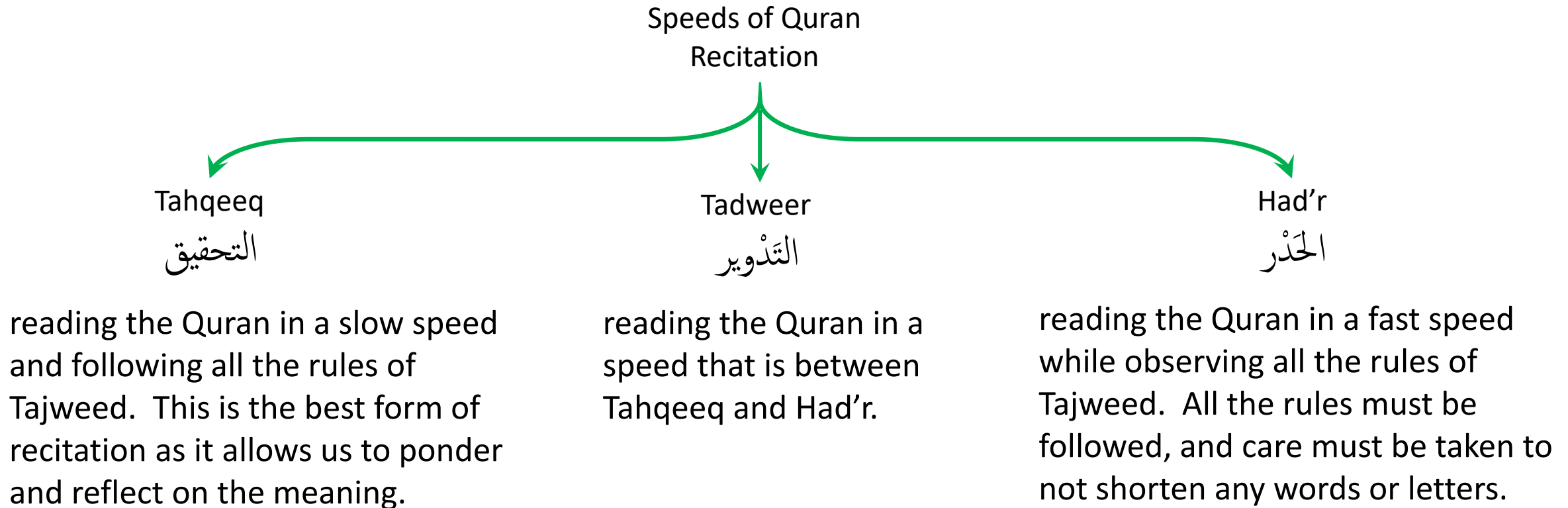
Ponder and reflect on the meaning

Recite with Tajweed



Speeds of Recitation

Quran is recited at different speeds, and these are known as **مَرَاتِبُ الْقِرَاءَةِ** in Arabic.



Tarteel ترتيل - reading the Quran with Tajweed & in a slow harmonious manner.



What is Tajweed

According to Al-Mawrid Arabic-English dictionary, the word Tajweed means:

- Intonation
- Reciting
- Recital
- Modulation

The word can also be translated “betterment”, “proficiency”, “enhancement” or “to make something better”

In the context of Quran recitation, Tajweed means to recite that Quran the way it was revealed and the way it was meant to be recited. This means:

- Pronouncing each letter properly (from its point of articulation)
- Giving each letter of the Quran its proper rights and dues
- Shortening or lengthening the letters as required
- Observing all the rules used in Quran recitation



Why Learn Tajweed

وَرَتِّلِ الْقُرْآنَ تَرْتِيلًا

And recite the Quran (aloud) in a slow, (pleasant tone and) style. (Surah Al-Muzzammil, verse 4)
[Hilali]

Tarteel ترتیل - reading the Quran with Tajweed & in a slow harmonious manner.

الَّذِينَ آتَيْنَاهُمُ الْكِتَابَ يَتْلُونَهُ حَقَّ تِلَاوَتِهِ أُولَٰئِكَ يُؤْمِنُونَ بِهِ ۚ وَمَن يَكْفُرْ بِهِ ۚ
فَأُولَٰئِكَ هُمُ الْخَاسِرُونَ ﴿١٢١﴾

Those to whom We have given the Book recite it with its true recital. (Surah Al-Baqarah, verse 121)
[Sahih International]

"Verily, Allah loves that the Quran is recited the way it was revealed"

Ibn Khuzaimah



Types of Mistakes

A mistake in our Quran Recitation is called *Lahn* (لحن) in Arabic. The word *Lahn* means “a grammatical mistake in the rules of a language”.

Types of Mistakes in Quran Recitation

Clear Mistakes

اللَّحْنُ الْجَلِي

these are the obvious mistakes that are made during recitation. They may or may not change the meaning of the words. These types of mistakes are forbidden.

Hidden Mistakes

اللَّحْنُ الْخَفِي

these are mistakes or errors that do not change the meaning of the words; however, these affect the beautification of the recitation. These types of mistakes are disliked.



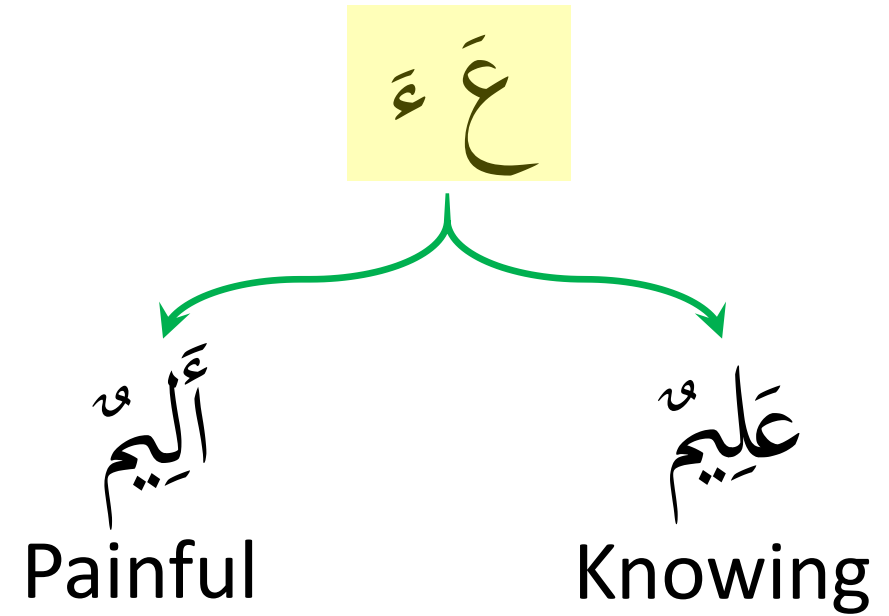
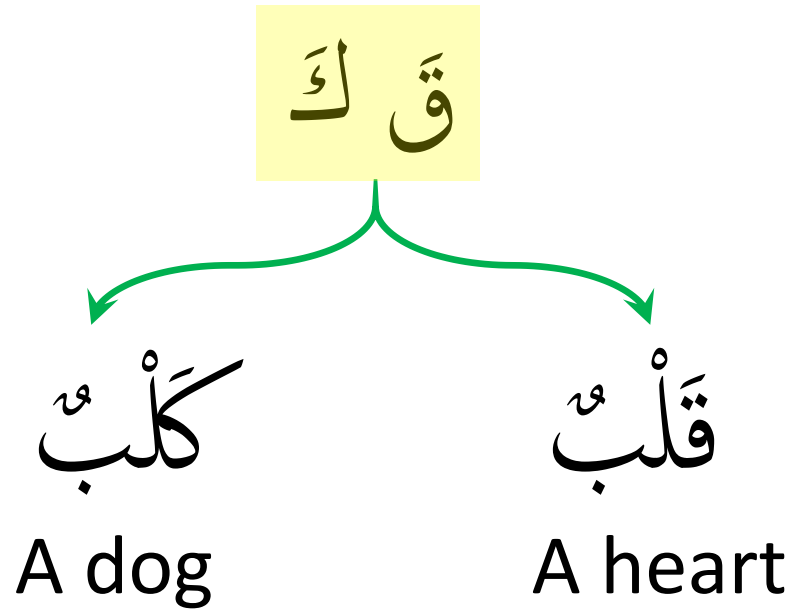
Clear Mistakes

There are several types of clear mistakes. A few examples of clear mistakes are:

- 1) Changing any letter to another letter (similar sound or non-similar sound) such as interchanging letters. For example, changing the word **الْحَمْدُ** to the word **الْهَمْدُ**
- 2) Changing a vowel sign to a different vowel sign, e.g. changing the word **أَنْعَمْتُ** to the word **أَنَعَمْتُ**
- 3) Changing a Sukoon to a vowel sign, e.g. changing the word **تَجْرِي** to the word **تَجْرِي**
- 4) Changing a Vowel sign to a Sukoon, e.g. changing the word **لَهْبٍ** to the word **لَهْب**
- 5) Adding an extra letter, either to a word or on its own e.g. changing the word **أَعْبُدُ** to the word **أَعْبُدُو**
- 6) Deleting a letter, either from a word or any deleting a standalone letter (like **و**). For example, changing the word **إِنَّا** to the word **إِنْ**
- 7) Adding or deleting a Shaddah e.g. changing the word **إِيَّاكَ** to the word **إِيَاكَ**



Consequence of Mistakes



Consequence of Mistakes

قَالَا قال
They (2 male) Said He Said

And indeed, [O Muhammad], you guide to a straight path
(Juzz 25 - 42:52)

وَإِنَّكَ لَتَهْدِي إِلَى صِرَاطٍ مُسْتَقِيمٍ

إِنَّكَ لَا تَهْدِي مَنْ أَحْبَبْتَ وَلَكِنَّ اللَّهَ يَهْدِي مَنْ يَشَاءُ وَهُوَ أَعْلَمُ بِالْمُهْتَدِينَ ﴿٥٦﴾

Indeed, [O Muhammad], you do not guide whom you like, but Allah guides whom He wills. And He is most knowing of the [rightly] guided (Juzz 20 - 28:56)



Hidden Mistakes

Lahn Khafee or the hidden mistakes occur in the application of the Tajweed rules and although the meaning of the words do not change, these affect the beautification of the Quran recitation. Some examples of *Lahn Khafee* are given below:

- Not observing the rules of Ghunnah
- Not observing the rules of Qalqalah
- Stretching the Madd too much or shortening it
- Over rolling the letter Ra or not following the rules for the correct pronunciation of the letter Ra
- Not pronouncing the Dhammah and/or Kasrah sounds clearly
- Not reading the letter Laam heavy or light according to the rules



Arabic Alphabet

الحُرُوفُ الهجائية

ا	ب	ت	ث	ج	ح	خ	د	ذ	ر
الف	با	تا	ثا	جيم	حا	خا	دال	ذال	را
Alif	Baa	Taa	Thaa	Jee-m	Haa	Khaa	Daa-l	Zaa-l	Raa
ز	س	ش	ص	ض	ط	ظ	ع	غ	ف
زا	سين	شين	صاد	ضاد	طا	ظا	عين	غين	فا
Zaa	See-n	Shee-n	Saad	Dhaad	Taa	Zhaa	Ay-n	Ghay-n	Faa
ق	ك	ل	م	ن	و	ه	ء	ي	ے
قاف	كاف	لام	ميم	نون	واو	ها	همزه	يا	يا
Qaa-f	Kaa-f	Laa-m	Mee-m	Noo-n	Waow	Haa	Hamzah	Yaa	Yaa



Fat Letters

الحروف المُفَخَّمة

ق	غ	ظ	ط	ض	ص	خ
قاف	غين	ظا	طا	ضاد	صاد	خا
Qaa-f	Ghay-n	Zhaa	Taa	Dhaad	Saad	Khaa

The letters written above are in the order that they appear in the alphabet.

However, there is a phrase to help you remember the fat letters:

خُصَّ ضَغُطَ قِطْ



Homework

For this week, please review all the notes/slides.

Review the chart of letters (Arabic Alphabet).

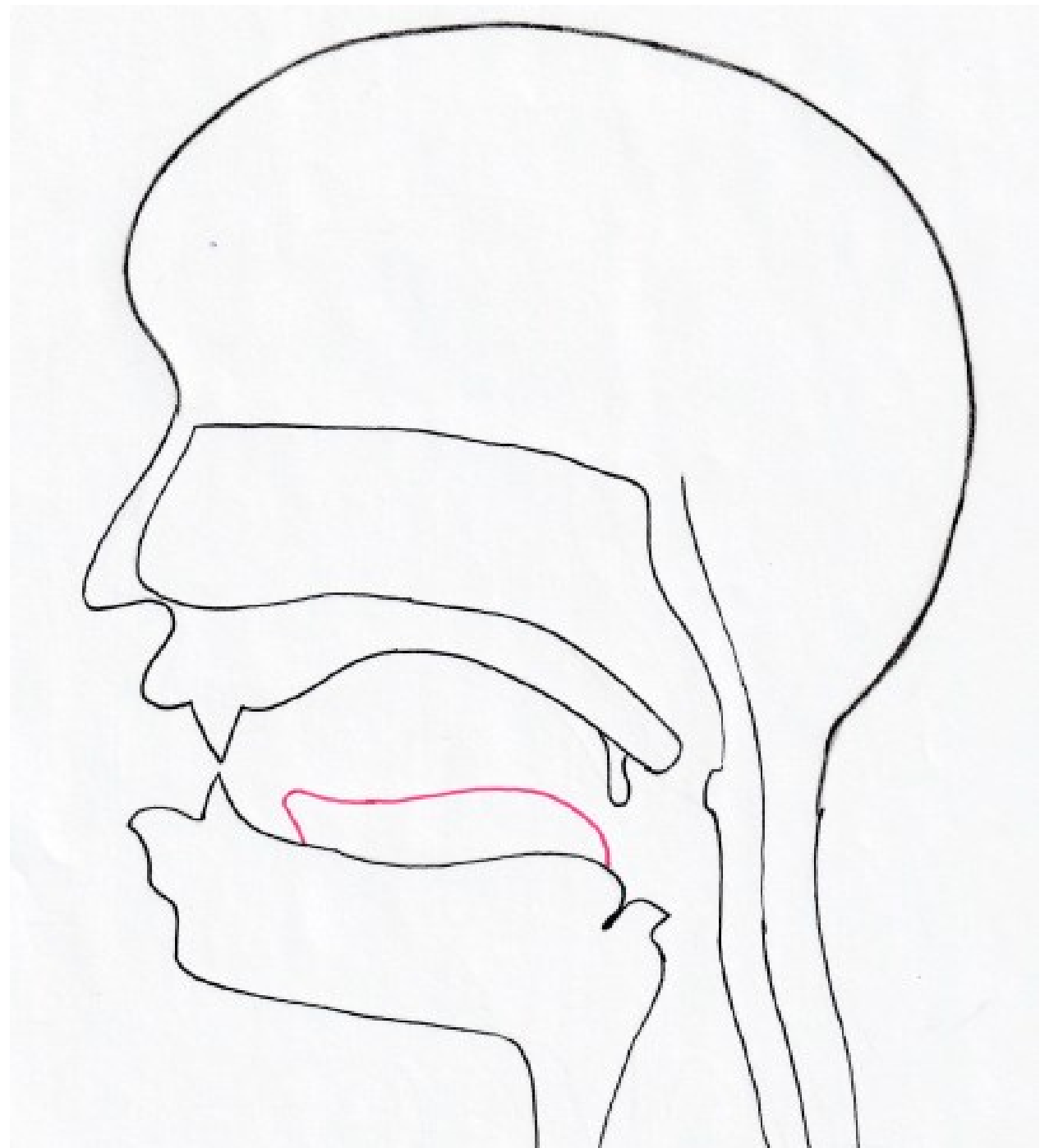
Review the types of mistakes.

Memorize the Fat Letters.

Print the picture (on the next slide) – as we will need it in the next class.



Makhaarij Points



Next Week

- Arabic Alphabet
- Similar Sounding Letters
- Fat Letters
- Main Articulation Points
- Makhaarij of Arabic Letters
- Throat Letters




Questions, Comments, Concerns, Feedback

Feel free to contact me:



AcademixStudy@gmail.com



[+1 647 928 1964](https://api.whatsapp.com/send?phone=16479281964) WhatsApp

All class notes and practice slides for these sessions can be found here:



<https://academixstudy.com/tajweed>



سُبْحَانَ رَبِّكَ رَبِّ الْعِزَّةِ عَمَّا يَصِفُونَ ﴿١٨٠﴾ وَسَلَامٌ عَلَى الْمُرْسَلِينَ ﴿١٨١﴾


وَالْحَمْدُ لِلَّهِ رَبِّ الْعَالَمِينَ ﴿١٨٢﴾

سُبْحَانَكَ اللَّهُمَّ وَبِحَمْدِكَ أَشْهَدُ أَنْ لَا إِلَهَ إِلَّا أَنْتَ أَسْتَغْفِرُكَ وَ أَتُوبُ إِلَيْكَ

السَّلَامُ عَلَيْكُمْ وَرَحْمَةُ اللَّهِ وَبَرَكَاتُهُ



Questions



Any questions?

(please raise your hand and unmute your mic when it is your turn)



A Basic Step-by-Step Guide to Improve Your Qur'an Recitation

