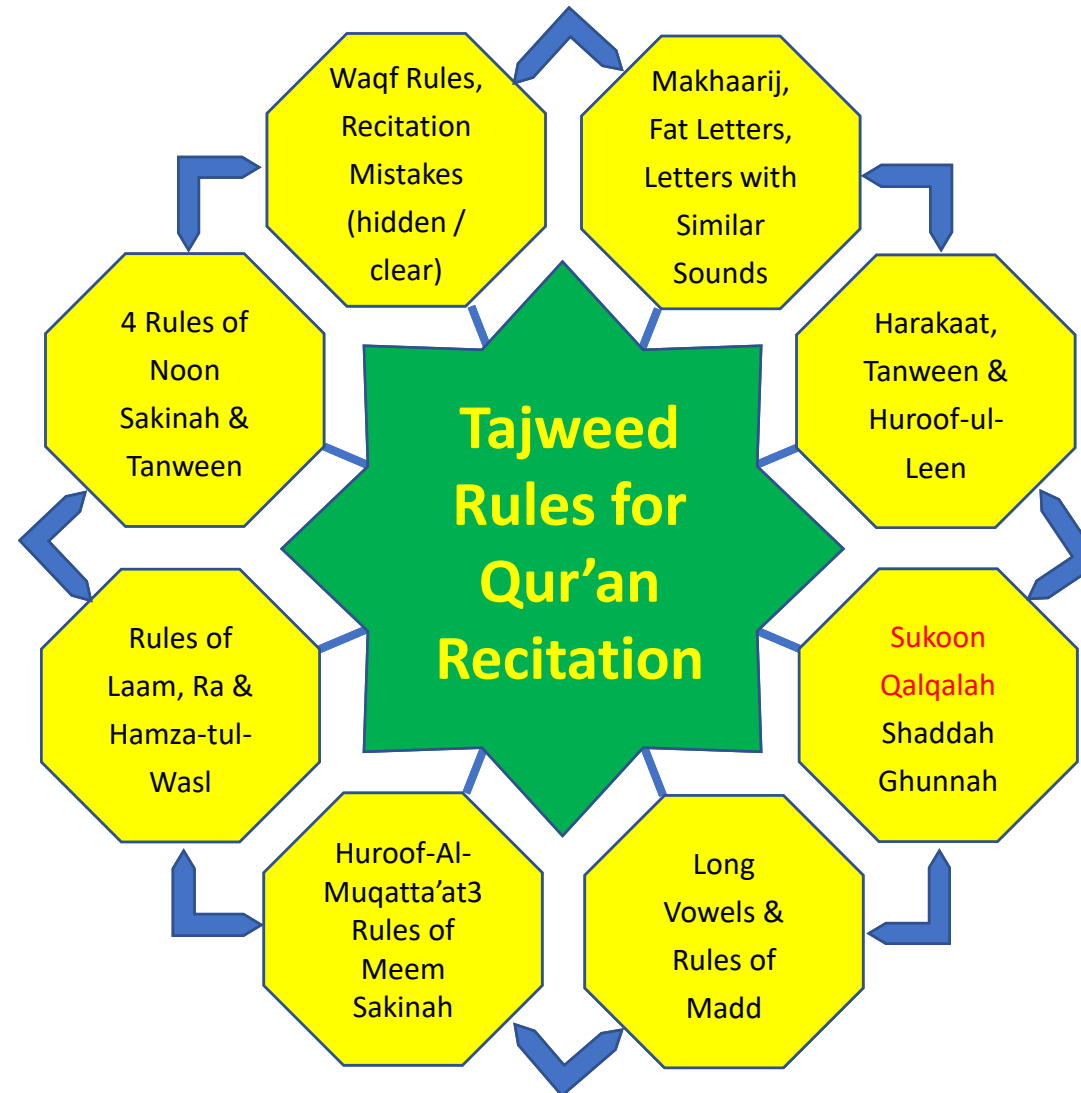


A Basic Step-by-Step Guide to Improve Your Qur'an Recitation



بِسْمِ اللَّهِ الرَّحْمَنِ الرَّحِيمِ

Sukoon and Qalqalah

Lesson 4

29th January 2025

by

M Billal Siddiqui

Supplications For Knowledge

رَبِّ أَسْرَحْ لِي صَدْرِي ﴿٢٥﴾ وَيَسِّرْ لِي أَمْرِي ﴿٢٦﴾ وَأَخْلِلْ عُقْدَةً مِّن لِّسَانِي ﴿٢٧﴾ يَفْقَهُوا قَوْلِي ﴿٢٨﴾

O my Lord, Open my chest, ease my task, and give me the eloquence in my speech so they understand my message.

Surah TaHa – Verses 25 - 28

رَبِّ زِدْنِي عِلْمًا ﴿١١٤﴾

O my Lord, increase me in knowledge

Surah TaHa – Verse 114

اَللّٰهُمَّ اِنِّیْ اَسْأَلُكَ عِلْمًا نَافِعًا وَ رِزْقًا طَیْبًا وَ عَمَلًا مُّتَقَبَّلًا

O Allah, I ask you of beneficial knowledge, pure rizq, and acceptable deeds

اَللّٰهُمَّ اَنْفَعْنَا بِمَا عَلَّمْتَنَا وَعَلِّمْنَا مَا يَنْفَعُنَا وَزِدْنَا عِلْمًا (ابن ماجه)

O Allah, benefit us from the knowledge that you gave us and teach us what will benefit us and increase us in knowledge

اَللّٰهُمَّ فَفِّهْنَا فِي الدِّیْنِ

O Allah, grant us the understanding of the Deen

Today's Topics

- Harakaat Recap and Review
- Correcting our Pronunciation
- Sukoon
 - Sukoon Practice
- Qalqalah
 - What is Qalqalah
 - Types of Qalqalah
 - Qalqalah Practice

Harakaat / Vowel Signs

الحَرَكَات

In Arabic, Harakaah refer to the vowel signs. The three basic signs are:

Urdu

فَتْحَة

Fathah

—

Fa

فَ

دَ

Da

زیر

کَسْرَة

Kasrah

—

Le

لِ

تِ

Te

زیر

ضَمَّة

Dhammah

◌ُ

Bu

بُ

شُ

Shu

پیش

جُعِلَ	نُفِخَ	لَهُوَ	وُعِدَ	بَلَدَ
عَضْدَكَ	ذُكِرَ	يَضَعُ	خَرَجَ	سَلِمَ

Pronunciation

أَعُوذُ بِاللَّهِ مِنَ الشَّيْطَانِ الرَّجِيمِ

بِسْمِ اللَّهِ الرَّحْمَنِ الرَّحِيمِ

The letters shown in the table on the right are **similar sounding** letters but they do not have the same sound. Please take extra care when you read / pronounce these letters or words containing these letters.

ح	حا
ه	ها
ع	عين
ء	همزة
ق	قاف
ك	كاف
د	دال
ض	ضاد

ت	تا
ط	طا
ث	ثا
س	سين
ص	صاد
ذ	ذال
ز	زا
ظ	ظا

The Arabic word Sukoon can be translated as “stillness” in the English language.

In the context of Qur’anic recitation, it is known as the resting sound because the movement of our tongue stops and so does the sound. There are some exceptions and we will take a look at these shortly IN SHA ALLAH.

The letter with the Sukoon sign on it is called a “Saakin” letter.

The Sukoon sign is written like (◌ْ) or (◌َ) above a letter like بْ or بَ

A letter with a Sukoon on it can be thought of as a letter without a vowel sign.
The letter with a Sukoon cannot be read by itself and therefore needs the previous letter to join onto.

شَجَرَ

Phonetic sound of letter ش ("sh") + the Fathah sound "a" = شَا

Phonetic sound of letter ج (j) + the Fathah sound "a" = جَا

Phonetic sound of letter ر (r) + the Fathah sound "a" = رَا

شَجَرَ

Phonetic sound of letter ش ("sh") + the Fathah sound "a" = شَا

Phonetic sound of letter ج (j) + the Fathah sound "a" = جَا

Phonetic sound of letter ر (r) + the Fathah sound "a" = رَا

أَمَّ	هَلْ	تَنْ	مَسْ	جَفْ	أَغْ
-------	------	------	------	------	------

Sukoon

السُّكُون

For the purposes of our study, I have divided the notes on the topic of Sukoon into the following points *

Sukoon on **Alif, Waow** or **Yaa** with the preceding letter having a Fathah, Kasrah, and Dhammah respectively

بَ + ا = بَا

بِ + ي = بِي

بُ + و = بُو

Madd Letters

TO BE STUDIED LATER

Sukoon on **Waow** or **Yaa** with the preceding letter having a Fathah

بَ + و = بَو

بِ + ي = بِي

Huroof-ul-Leen

TO BE STUDIED LATER

Sukoon on **Hamza**

بَ + ا = بَا

بِ + ي = بِي

بُ + و = بُو

Sukoon on 5 special Arabic letters

ب ج د ط ق

Qalqalah Letters

TO BE STUDIED TODAY

Sukoon on any letter of the Arabic Alphabet

* (for my own understanding)

Indo-Pak & Uthmani Scripts

بِسْمِ اللَّهِ الرَّحْمَنِ الرَّحِيمِ
أَقْرَأْ بِاسْمِ رَبِّكَ الَّذِي خَلَقَ ۝۱ خَلَقَ الْإِنْسَانَ مِنْ عَلَقٍ ۝۲
إِقْرَأْ بِاسْمِ رَبِّكَ الَّذِي خَلَقَ ۝۱ خَلَقَ الْإِنْسَانَ مِنْ عَلَقٍ ۝۲

وَقَالُوا مَا فِي بُطُونِ هَذِهِ
وَقَالُوا مَا فِي بُطُونِ هَذِهِ

Sukoon Practice


اَبْ	اَبْ	اَبْ	اَجْ	اَجْ	اَجْ	اَثْ	اَثْ	اَثْ	اَثْ	اَثْ	اَثْ	اَبْ	اَبْ	اَبْ
اَحْ	اَحْ	اَحْ	اَزْ	اَزْ	اَزْ	اِزْ	اِزْ	اِزْ	اِزْ	اِزْ	اِزْ	اَحْ	اَحْ	اَحْ
اَشْ	اَشْ	اَشْ	اَضْ	اَضْ	اَضْ	اَضْ	اَضْ	اَضْ	اَشْ	اَشْ	اَشْ	اَشْ	اَشْ	اَشْ
اُظْ	اُظْ	اُظْ	اُفْ	اُفْ	اُفْ	اُعْ	اُعْ	اُعْ	اُعْ	اُعْ	اُعْ	اُظْ	اُظْ	اُظْ
اَعْ	اَعْ	اَعْ	اَنْ	اَنْ	اَنْ	اَعْ	اَعْ	اَعْ	اَعْ	اَعْ	اَعْ	اَعْ	اَعْ	اَعْ
اَعْ	اَعْ	اَعْ	اَعْ	اَعْ	اَعْ	اَعْ	اَعْ	اَعْ	اَعْ	اَعْ	اَعْ	اَعْ	اَعْ	اَعْ

Sukoon on Hamzah

Hamzah is a letter like any other letter of the Arabic Alphabet. It can come at the start, in the middle or at the end of a word and can have any Vowel sign or Sukoon on it.

Hamzah can occur as a standalone letter or it may need a seat (كُرْسِي) either an Alif, Yaa, or Waow.

When there is a Sukoon on the letter Hamzah, the sound of the vowel on the preceding letter is cut.



Sukoon on Hamzah

Ba' $\text{بَاءٌ} = \text{أ} + \text{ب}$

Be' $\text{بَيْ} = \text{ي} + \text{ب}$

Bu' $\text{بُو} = \text{و} + \text{ب}$

شِئْتُمَا

Surah Al-Baqarah 2:35

وَهَيَّيْ لَنَا

Surah Al-Kahf 18:10

بِأَسَا

Surah Al-Kahf 18:2

أَتَأْمُرُونَ

Surah Al-Baqarah 2:44

أَنْتُمْ مِنْ

Surah Al-Baqarah 2:13

يُؤْمِنُونَ

Surah Al-Baqarah 2:3

Sukoon on Hamzah

Some more examples of a Sukoon on the letter Hamzah (ء).

فَجَعَلَهُمْ كَعَصْفٍ مَّأْكُولٍ ﴿٥﴾ أَمْ لَمْ تُنذِرْهُمْ لَا يُؤْمِنُونَ ﴿٦﴾

قُلْ بِئْسَمَا يَأْمُرُكُمْ بِهِ إِيمَانُكُمْ إِنْ كُنْتُمْ مُؤْمِنِينَ ﴿٩٣﴾ حَيْثُ شِئْتُمَا

According to the dictionary, the Arabic word Qalqalah (الْقَلْقَلَة) has many meanings including :

Shaking, Vibrating, Echoing, Bouncing

There are five letters of the Arabic Alphabet that have the effect of echoing the **sound** during recitation, **ONLY when they have a Sukoon on them.**

These 5 letters are known as the Qalqalah letters and are:

ب ج د ط ق

You can rearrange these letters to form a mnemonic to help you remember the Qalqalah letters.

A common phrase is:

قُطِبْ جَدِّ

There are two conditions for a letter to produce the Qalqalah sound:

1. The letter must be one of the 5 Qalqalah letters - ب ج د ط ق
2. The Qalqalah letter, appearing either in the middle of a word or at the end of a word, is Saakin. This means that it has a Sukoon on it.

If the Qalqalah letter, with any vowel sign* on it, is at the end of the word and you intend to stop on this word, then the last letter is assigned a Sukoon and it will produce the Qalqalah sound.

وَلَدَ ← وَلَدُ

* If the Qalqalah letter has a Fathah, Kasrah, Dhammah, or Tanween on it, it does not produce the bouncing or echoing sound.

Qalqalah القَلْقَلَة

A very common Qalqalah mistake.

It may be easier to understand the concept of Qalqalah using a “non Qalqalah” letter. Let’s look at this word:

Hamzah Fathah

Laam Sukoon



When we read this word (al), we notice that at the end of word, the tip of the tongue is touching the upper gums.

If we move our tongue away from this point, **without** interrupting the sound, then we get the Qalqalah effect.

However, as the letter Laam is not one of the Qalqalah letters, we should not be making a bouncing sound for this letter. This is a very common mistake; making a Qalqalah sound for non-Qalqalah letters.

Qalqalah القُلَّة

Practice these words:

أَجْ	أَجْ	أَجْ
------	------	------

أَبْ	أَبْ	أَبْ
------	------	------

أَطْ	أَطْ	أَطْ
------	------	------

أَدْ	أَدْ	أَدْ
------	------	------

أَقْ	أَقْ	أَقْ
------	------	------

REMEMBER that ط and ق are **FAT** Letters and are pronounced with a full mouth.

Qalqalah القَلْقَلَة

Generally there are two main types of Qalqalah.

Qalqalah Kubraa

قَلْقَلَة كُبْرَى

the Qalqalah letter appears at the end of the word, and has a Sukoon on it **OR** is assigned a Sukoon if you intend to stop on the word

Qalqalah Sughraa

قَلْقَلَة صُغْرَى

the Qalqalah letter appears in the middle of the word and has a Sukoon on it

However, it is more common to divide Qalqalah into 3 types

Qalqalah Akbar

قَلْقَلَة أَكْبَر

Qalqalah Kubraa

قَلْقَلَة كُبْرَى

Qalqalah Sughraa

قَلْقَلَة صُغْرَى

Qalqalah القَلْقَلَة

The three types of Qalqalah are :

1. Qalqalah Sughraa - قلقلَة صُغْرَى – Light or Weak Qalqalah

The Qalqalah letter appears in the middle of the word and has a Sukoon on it

2. Qalqalah Kubraa - قلقلَة كُبْرَى – Medium or Strong Qalqalah

The Qalqalah letter appears at the end of the word, and has a Sukoon on it or is assigned a Sukoon (if you intend to stop on the word)

3. Qalqalah Akbar - قلقلَة أَكْبَر – Intense or Strongest Qalqalah

The Qalqalah letter appears at the end of the word, and has a Shaddah **AND** a Sukoon on it or is assigned a Sukoon (if you intend to stop on the word)

Qalqalah القَلْقَلَة

Qalqalah Akbar	Qalqalah Kubraa	Qalqalah Sughraa
The Qalqalah letter appears at the end of the word, and has a Sukoon AND a Shaddah on it or is assigned a Sukoon. These words are read with a very clear, intense and biggest bouncy sound on the Qalqalah letter	The Qalqalah letter appears at the end of the word, and has a Sukoon on it or is assigned a Sukoon. These words are read with a big bouncy sound on the Qalqalah letter.	The Qalqalah letter appears in the middle of the word and has a Sukoon on it. These words are read with a slight bouncing sound on the Qalqalah letter.
أَشَدُّ	يُخْرِجُ	أَقْسِمُ
وَتَبُّ	مَشْهُودُ	لِيَجْعَلَ
أَلَدُّ	خُلِقَ	بَطَشَ

Sukoon and Qalqalah Practice

تَخْرُجُ	أَخْرَجَ	وَلَهُمْ	يُرْسِلَ	بَلَدٌ
يَعْلَمُ	قَسَتْ	يَجْعَلُهُ	تُدْهِنُ	يُصْرَفُ
يَفْعَلُ	تُشْطِطُ	قَبْلَ	يَأْتِي	الْحَمْدُ
يَغْفِرُ	أَقْتُلُ	يُخْلَقُ	بِكُفْرِكَ	وَرَبَّتْ
يَسْتَطِيعُ	فَأَحْسَنَ	نَحْشُرُهُمْ	أَدْخِلْهُمْ	كَفَرْتُمْ

Sukoon and Qalqalah Practice

رَعْدٌ	أَظْلَمَ	بِسْمِعِهِمْ	يَخْطَفُ	تَرَكَهُمْ
أَعْلَمُ	لَقَدْ	قَبْلَكُمْ	تِلْكَ	بُكُمْ
نُرْسِلُ	رَبِّحَتْ	مَشْرَبَهُمْ	نَحْنُ	قُلُ
زِلْتُمْ	ظَلَمْتُمْ	يُقْبَلُ	نِعْمَتِي	فَأَخَذْتَكُمْ

Homework

For this week:

- Learn the rules of Sukoon.
- Learn the rules of Qalqalah.
- Memorize the Qalqalah letters.
- Practice all the words in these notes.

From last week:

- Practice all the words with vowel signs on them.
- Focus on the fat letters, throat letters, and letters that have a similar sound.
- Focus on the letter's point of articulation (the Makhaarij of letters)

Next Week

1. Rules of Tanween

Fathatain

Kasratain

Dhammatain

2. Practice words with Harakaat, Sukoon, Qalqalah and Tanween

Topics Completed

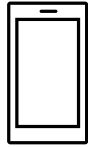
- ✓ 1. Introduction
- ✓ 2. Types of Mistakes
- ✓ 3. Arabic Alphabet
- ✓ 4. Makhaarij
- ✓ 5. Harakaat (Fathah, Kasrah, Dhammah)
- 6. Tanween
- ✓ 7. Sukoon
- ✓ 8. Qalqalah
- 9. Shaddah and Ghunnah
- 10. Madd Letters
- 11. Long Vowels
- 12. Huroof-ul-Leen
- 13. Types and Rules of Madd
- 14. Rules of Meem Saakinah
- 15. Rules of Letter Raa
- 16. Rules of Letter Laam (solar / lunar letters)
- 17. Rules of Noon Sakinah & Tanween
- 18. Izhaar & Iqlaab
- 19. Idghaam
- 20. Ikhfaa
- 21. Huroof-ul-Muqatta'at
- 22. Hamza-tul-Wasl
- 23. Noon Qutni
- 24. Rules of Waqf (stopping)

Contact

Please forward your questions, comments, concerns or feedback to:



AcademixStudy@gmail.com



[+1 647 928 1964 WhatsApp](https://api.whatsapp.com/message/16479281964)

All class notes and practice slides for these sessions can be found here:



<https://academixstudy.com/tajweed>

Practice Sessions will be as follows:

- Mondays 5:00 PM – 6:00 PM

سُبْحَنَ رَبِّكَ رَبِّ الْعِزَّةِ عَمَّا يَصِفُونَ ﴿١٨٠﴾ وَسَلَامٌ عَلَى الْمُرْسَلِينَ ﴿١٨١﴾

وَالْحَمْدُ لِلَّهِ رَبِّ الْعَالَمِينَ ﴿١٨٢﴾

سُبْحَانَكَ اللَّهُمَّ وَبِحَمْدِكَ أَشْهَدُ أَنْ لَا إِلَهَ إِلَّا أَنْتَ أَسْتَغْفِرُكَ وَأَتُوبُ إِلَيْكَ

السَّلَامُ عَلَيْكُمْ وَرَحْمَةُ اللَّهِ وَبَرَكَاتُهُ