

Agora

By Jelena Savković

✉ connect@ecagora.com

☎ +381645014051



Active learning - workshop for teachers

In active learning, students are experientially involved in their learning, they are given diverse opportunities for decision making, organization, choices, exchanges, movements etc. In this workshop, teachers will explore concrete activities they can moderate in their classroom, as well as practice alignment between specific skill development and learning activity.

Workshop objectives

- To **create activities** that lead to active learning in the classroom
- To explore how the **format** of learning activity influences the **skills development**
- To revise the importance of a **physical classroom setup**

Resources and supplies

- Susan Edwards excerpts about high order questioning,
- ALT skills list,
- Assessment criteria,
- Subject guides
- Hexagonal thinking article
- Toddle Skills Playbook handout
- Differentiation strategies
- Big classroom,
- Projector,
- Pens and papers,
- Printer

Skills

In this workshop session, teachers will have the opportunity to:

- Negotiate ideas and knowledge with peers
- Give and receive meaningful feedback
- Develop new skills, techniques and strategies for effective teaching
- Identify strengths and weaknesses of personal teaching strategies (self-assessment)
- Demonstrate flexibility in the selection and use of teaching strategies
- Present information in a variety of formats and platforms
- Evaluate evidence and arguments
- Revise understanding based on new information and evidence
- Consider ideas from multiple perspectives
- Propose and evaluate a variety of solutions
- Use brainstorming and visual diagrams to generate new ideas and inquiries
- Consider multiple alternatives, including those that might be unlikely or impossible
- Apply existing knowledge to generate new ideas, products or processes
- Practice visible thinking strategies and techniques
- Make connections between subject groups and disciplines



Flow of activities and learning engagements

Introduction and welcome – 1 min.

Activity 1: Think pair share: “What are your favorite activities in classroom? How does the format of these activities support skills that you target? How is the format of the activities visible in the physical classroom?” – 10 min.

Quick view of different kinds of active learning strategies + Handout with detailed activities description – 2 min.

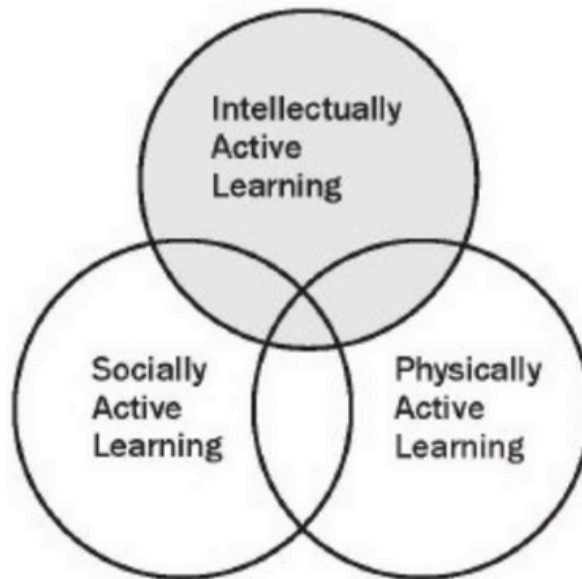
Activity 2: Jigsaw – group 1. Pick 2 skills/ assessment criteria that you want to prioritize in a lesson and decide which activity you would use, how and why. Use handout; group 2. Think of 2 skills you want to teach and decide which classroom setup works best. Share why. – 10 min

Sharing – 10 min.

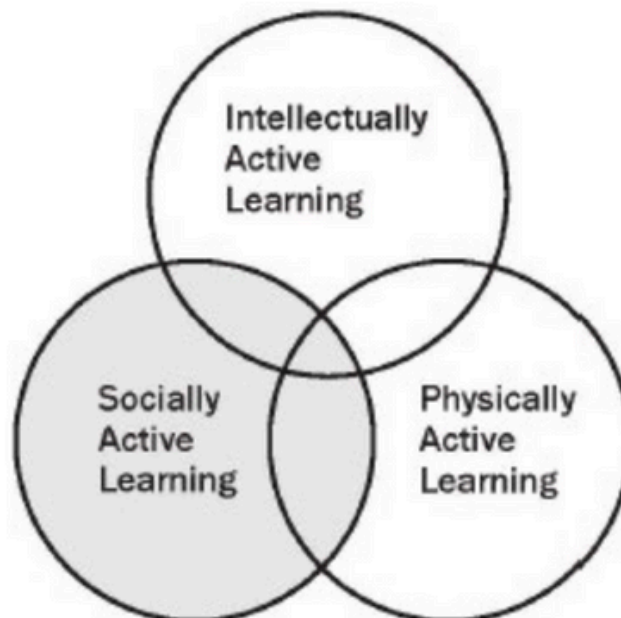
Closing and thanks – 1 min.

Sneak peek into the resources

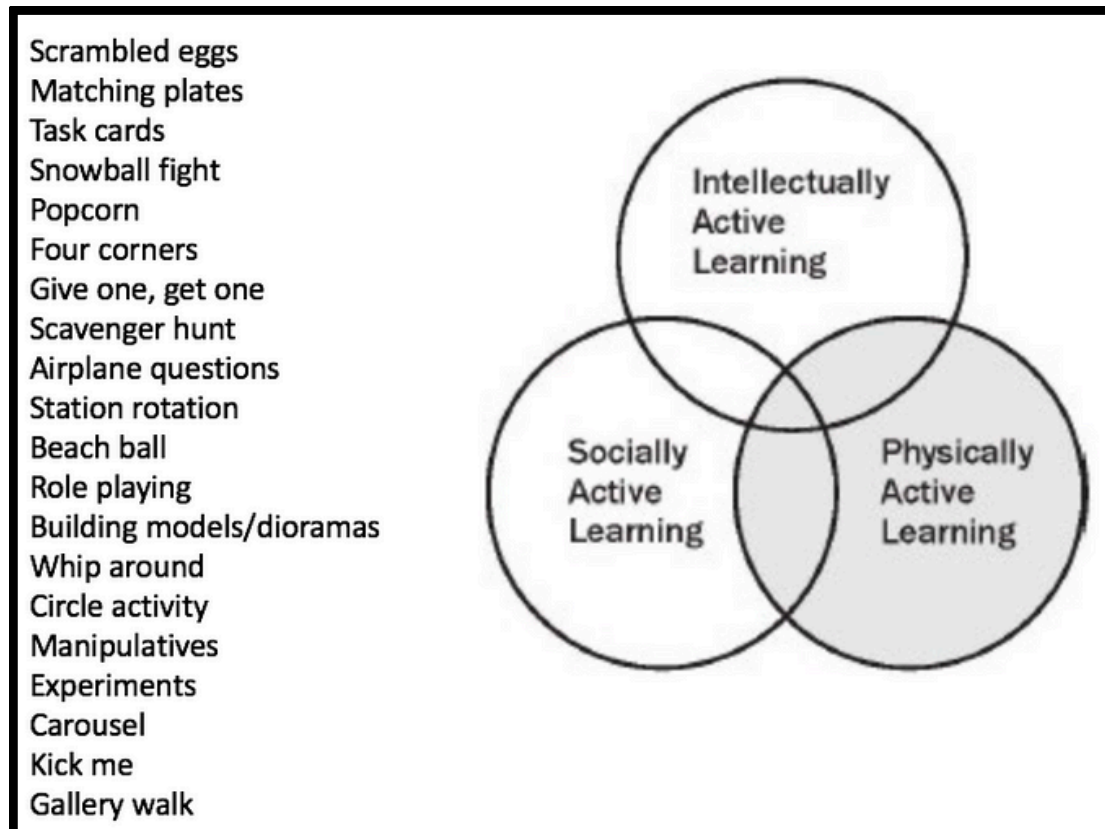
Concept mapping and graphic organizers
Puzzles
High Level Questioning (handout)
Chain note
Guessing
Newsletters and blogs
Writing poems or songs
Metaphors and analogies
Presentations
Projects, problems
Research
Escape room



Fishbowl
Numbered heads together
Bone Picking
Small group projects
Jigsaw
Elevator talk
Think pair share
Word sort
Student-led questioning
Debates
Round-Robin brainstorming
Three-step interview
Four-corner sticky notes
Inside-outside circle
Anchor charts
Fortune teller



Sneak peek into the resources



Flexible seating improves:

- Ability to engage in preferred learning methods
- Active involvement
- Collaboration
- Creation of an enriching experience
- Feeling comfortable to participate
- Focus
- In-class feedback
- Opportunity to engage
- Physical movement
- Real-life scenarios
- Repeated exposure to the material through multiple means
- Stimulation