

About these signs

- For people with degenerated eyesight, access to clear directional signs are not just good to have - but they are critical. Too often managers view their site through their eyes and not as their residents see it. Opting for a sign that may be aesthetically pleasing but not fit for purpose. Using Montessori principles these signs have been created to provide strong and effective cut through for folks with vision limitations and those living with dementia.
- The sign colour scheme should provide a clear differential to its surroundings. Avoid using neutrals or colours in use within the surroundings. This does not mean sacrificing aesthetics but working with the existing design.
- The sign itself must be high contrast to allow it to be easily located and then read by people with degenerated eyesight. A clear icon or image is best - Multi-coloured pictures often don't meet the contrast requirements.
- A matte finish should be used on internal signs. Gloss finish will reflect light and be difficult to read from certain angles.
- Signs should be positioned for people to clearly see and identify, within direct line of sight. Many older people tend to look downwards, and it is recommended signs are lower than normal, centred, 1.4m from floor when wall mounted. Avoid placing other signs in the vicinity and maximise the areas lighting.
- Consider using different coloured backgrounds if the building is multi-floor or multi-wing. It will greatly assist with wayfinding.
- Signs need to be consistent in their use and placement.



Pricing

These signs are MDF board and acrylic designed for internal (no wet) area) use only

Pictogram Sign

Standard 228mm x 228mm x 8mm (approx. 295g) Wall

Sign - \$20.00 – (10 signs or more at \$15 per sign)

Timber Grain backing Board 228 x 228cm x 9mm Wall Sign

- \$25.00 (10 signs or more at \$20 per sign)

For blade signs (double sided) - single price x 2 (weight approx. 355g)

Sub Sign – Arrow or Pull/Push

Standard 228mm x 65mm x 8mm Wall Sign - \$4.00

Timber Grain backing Board 228mm x 65mm x 9mm Wall Sign - \$5.00

Sign - \$5.00

Blade sign

For wall mounting in black or colour - \$6.00 each

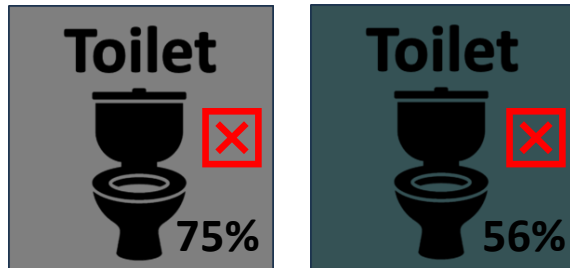
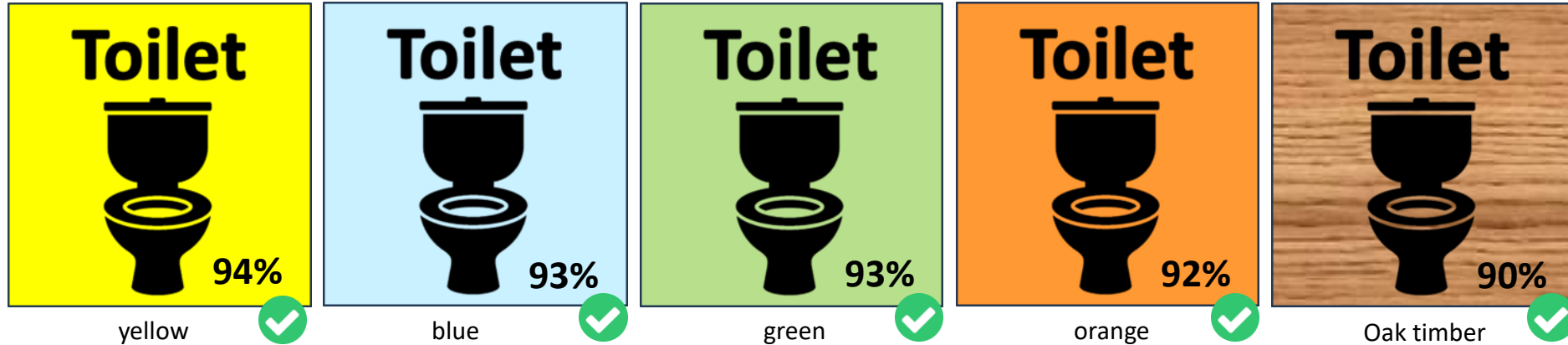
Counter block sign stand

\$3.00 each - in black or colour



Colour Schemes -

Background and text colours & approximate LVR values (Light reflectance values)



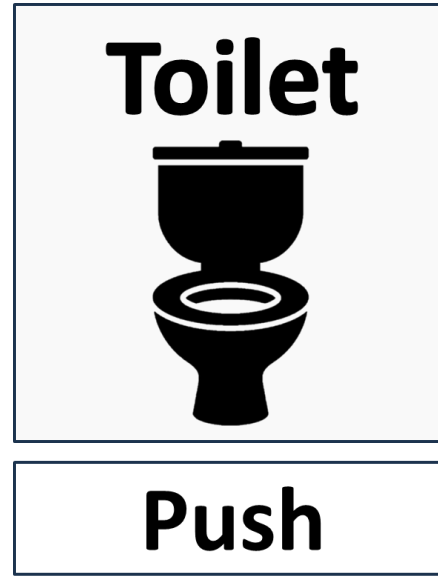
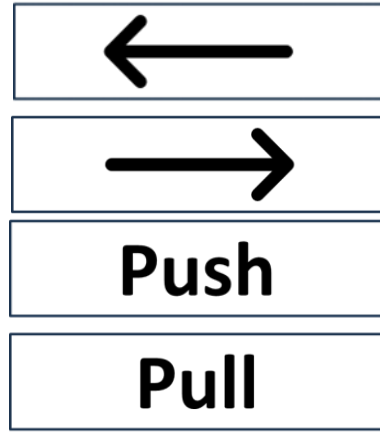
- Light, bright colours set against a strongly contrasting background and icon provides the best identification outcomes. We recommend and offer the 5 colour schemes as shown above
- A matte finish is far superior to a high sheen or gloss finish on internal signage. It will not reflect light and is far easier to identify.
- Black text on a white background provides the best contrast and LVR but it also most likely to be lost in décor and clutter making it hard to identify the sign itself.
- Visually identifying the sign allows for making use of its information. This is why signs of this type should be clearly differentiated from their surroundings

Existing Wall & Door Signs


Toilet 	Library 	Lift 	Dining Room 	Office 	Cafe 
TV Lounge 	Shower 	Kitchen 	Bath 	Chapel 	Lounge 
Nurse 	Garden 	Garden 	Reception 	Salon 	Laundry 
Mail 	Physio 	Reading Room 	Bedroom 	Activities 	Cinema 

Sub Signs

Designed to fit below the pictogram sign -
Arrows are reversible so as to be site
specific.



Existing Dementia specific signs




Freestanding Blocks

The block will support a standard sign – perfect for counter and tabletop signs.

No tools required – it is friction fit.

Blocks come in black or can be keyed to match the sign colour.

\$3.00 per block



Blade Sign Brackets

The block will support a standard double sided sign – perfect for toilet and other corridor rooms.

The brackets come fitted with grub screws for mounting the sign. They are generally fitted to the wall using adhesive tape (with bracket included the weight is approx. 400g) but can be screw mounted if preferred.

Blocks come in black or can be keyed to match the sign colour.

\$6 per bracket

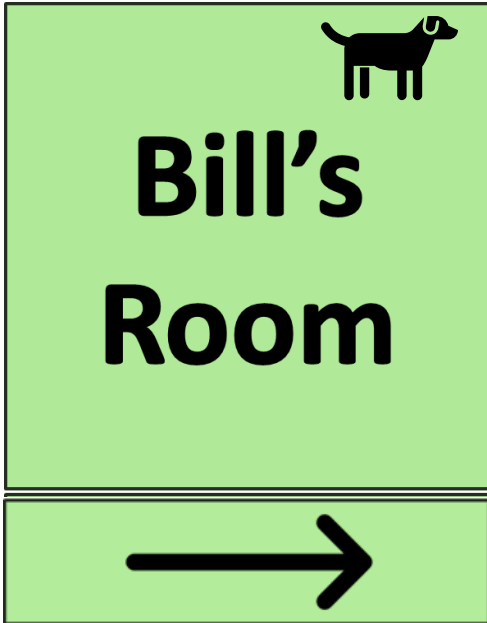


Custom signs

Your unique content with your colour combination is possible

Use standard pricing for a pictogram sign + \$3 per sign

Some examples -



Identifying resident room or wayfinding to the room when allied with directional arrows.

These can be colour coded specific for the individual



We can create signs using the resident's preferred language.



Village specific signs of all types