Updated 01/10/26

This guide is for Customers using the Gymcatch App to complete their priority booking

When it is time to rebook for the new term, we will invite you to book the same class as you are currently doing.

You will receive this email invitation from Gymcatch.

Click **open Gymcatch** or open the app and log in to your account.

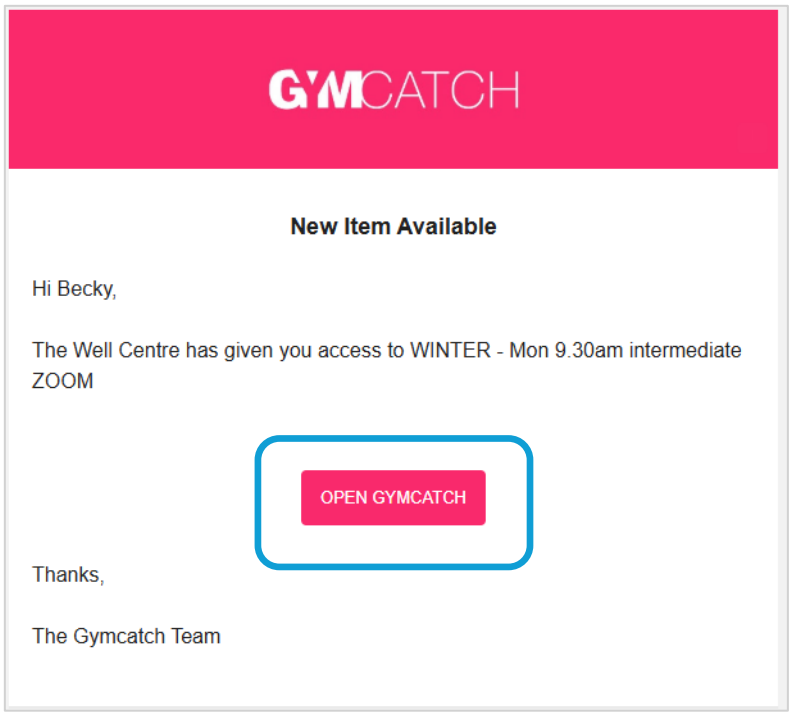

Under **Fitness Providers** click on The Well Centre logo

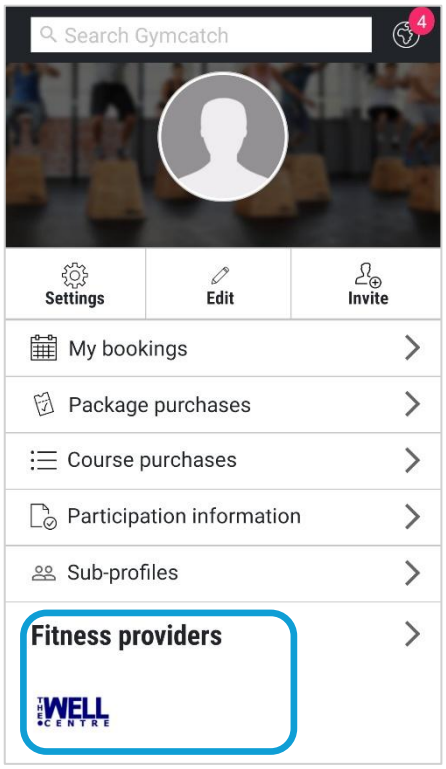

Click on **Available courses**

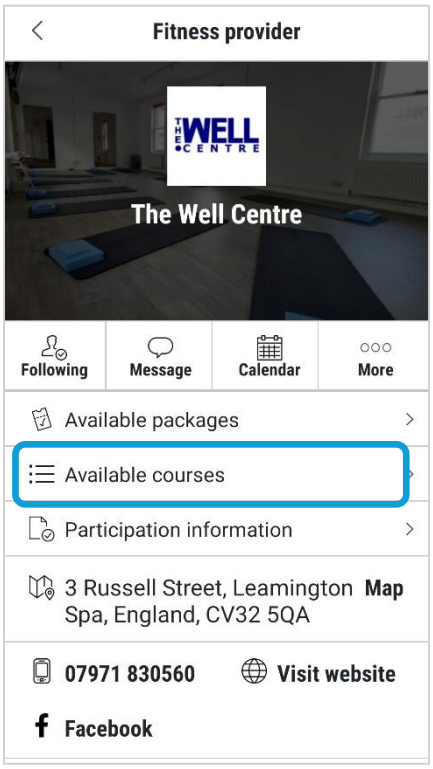

Scroll **ALL** the way down on courses, past the AUTUMN courses to find the **WINTER** course you have been invited to book at the end of the list. Courses are listed in date order, so it shows all this terms classes first.

You will only see one class for the **WINTER** term (or 2 if you do 2 classes), the class you have been invited to book.

Click on the class to go the booking page.

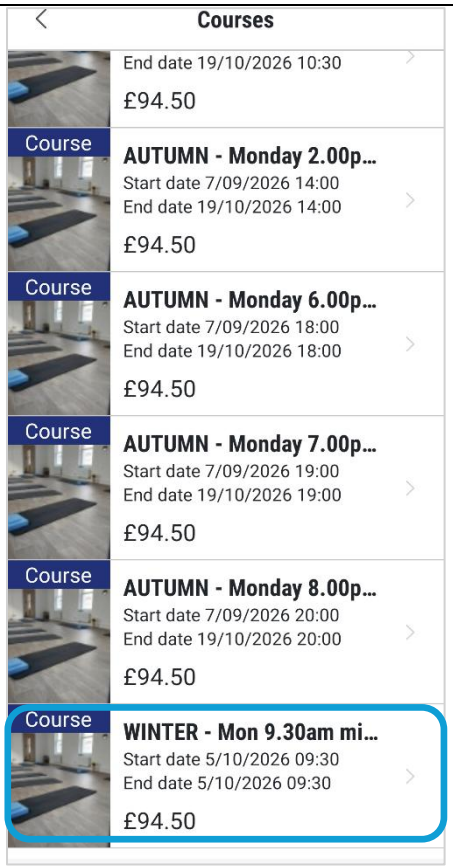

Then click on **Go to booking**

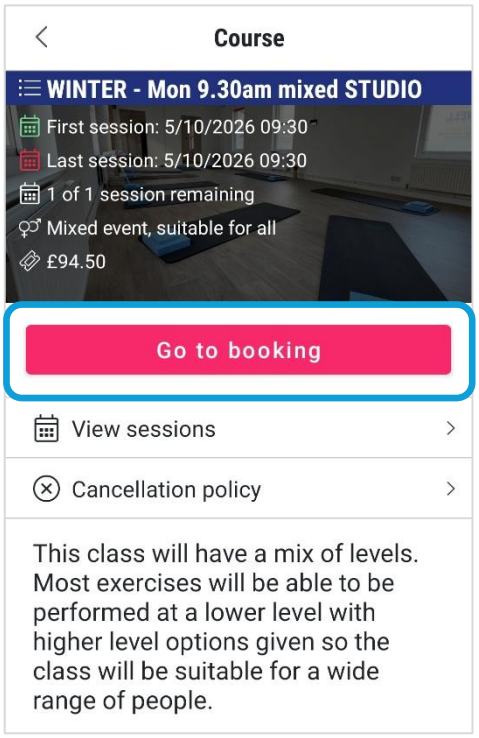

You will get a message about the cancellation policy. Note – you will receive a credit for cancelling not a refund.
Click on **Agree**

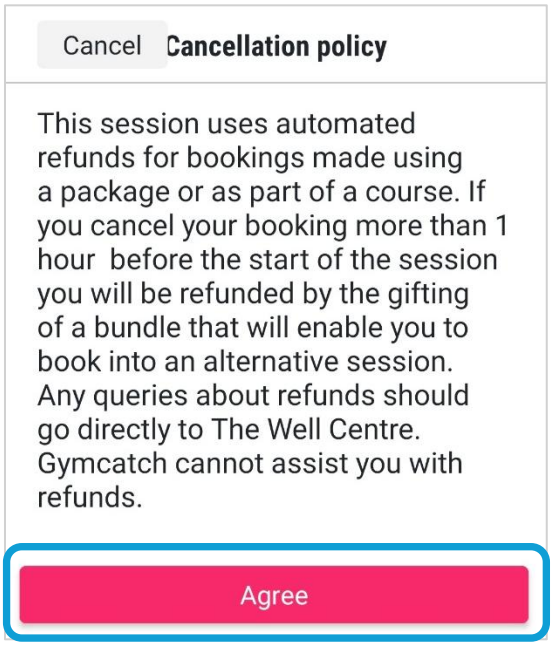

On the course payment page check your **email address** for the receipt. Then **click book 1 place** £94.50 for studio, £59.50 for zoom

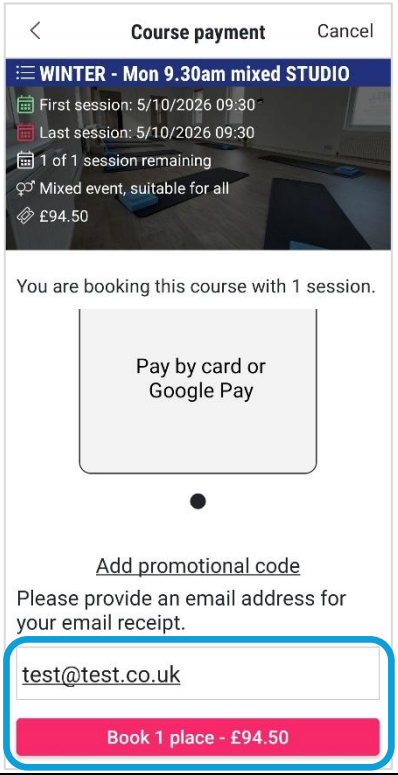

Add your **card details** to the boxes.
The box to save your card details for future payments is automatically ticked. If you would prefer not to save your details untick the box then click **Pay** £94.50 for studio, £59.50 for zoom

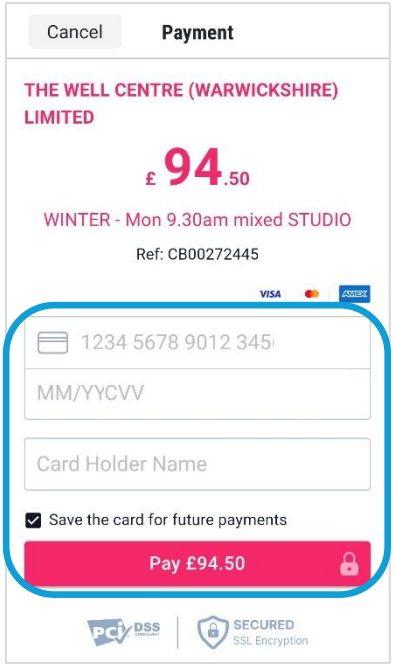

You will get a confirmation method when your payment completes. Click **OK** to go back to the course screen

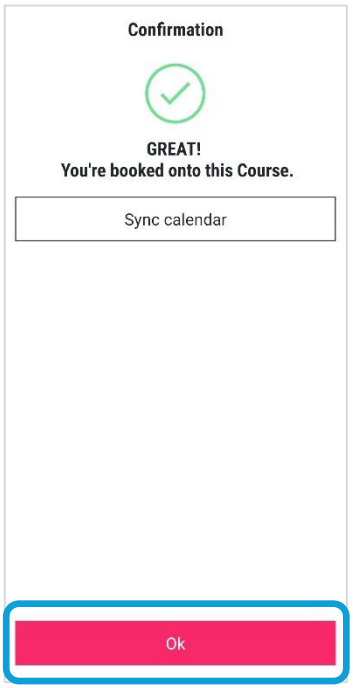

The course screen will show go to booking and view bookings.

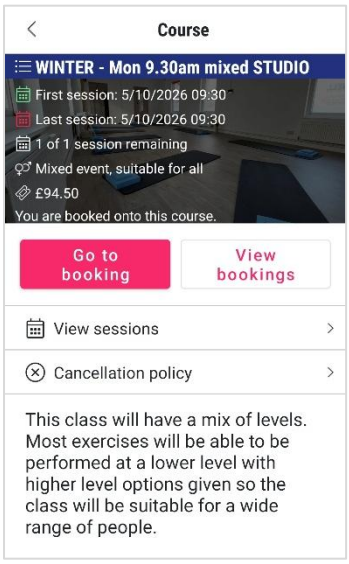

You will receive 2 emails following your booking:

1. an email from Unipaas with the receipt for your payment
2. an email from Gymcatch confirming your booking. It will list all the session dates you are booked into. If you have booked a zoom class it will include the zoom links.

Cancelling your course or sessions

If you need to cancel your course for any reason, please contact us. You won't be able to cancel for yourself.

If there are dates you can't make, you can cancel classes through your account in the usual way. If you aren't sure how to do this, please refer to the Gymcatch App instructions on this page of our website: book a class