

The Advocacy Ridge

presents








Section 504 Impartial Hearing

A Complete Guide for Parents

Understanding Your Right to Challenge School Decisions Under the Rehabilitation Act of 1973

HOW TO USE THIS GUIDE

Color-coded boxes tell you whether a rule is the same everywhere or varies by state:

-  FEDERAL LAW — same in all 50 states
-  STATE VARIATIONS — laws differ; check your state
-  STRONGER STATE PROTECTIONS — some states give you more
-  ADVOCACY TIP — practical advice for parents
-  WATCH OUT — common pitfalls and risks
-  IMPORTANT NOTE — context and clarifications
-  STRATEGY — tactical guidance for due process

WATCH OUT

- Section 504 impartial hearing procedures are among the least standardized areas in education law. Federal regulations require the right to a hearing but leave almost everything about how it works to each school district. This means the process varies dramatically from district to district and state to state. This guide explains your federal rights, the critical gaps, and what to watch for in your district.

1. What Is a Section 504 Impartial Hearing?

A Section 504 impartial hearing is a formal proceeding that allows parents to challenge a school district's decisions about their child's identification, evaluation, or placement under Section 504 of the Rehabilitation Act of 1973. If you believe your child was wrongly denied eligibility, had their 504 Plan reduced or removed without basis, was denied a specific accommodation, or was discriminated against on the basis of disability — you have the right to request a hearing.

The hearing right exists because Section 504 is a civil rights law requiring enforcement mechanisms. But unlike IDEA's detailed due process framework, federal 504 hearing regulations say remarkably little about how the hearing must actually work — creating both confusion and risk for parents who do not understand the structural weaknesses of the process.

District 504 hearing procedures vary significantly and may differ even between districts within the same state.

FEDERAL LAW — Applies in ALL 50 States (Section 504 | 34 C.F.R. Part 104)

- Legal authority: Section 504 of the Rehabilitation Act of 1973, 29 U.S.C. § 794. Implementing regulations at 34 C.F.R. § 104.36.
- What the regulation requires: Schools must establish procedural safeguards that include: notice; an opportunity for parents to examine relevant records; an impartial hearing with opportunity for parent participation and representation by counsel; and a review procedure.
- That is the full extent of federal 504 hearing requirements — four elements. Everything else (timelines, hearing officer selection, evidence rules, what standards apply) is left to each school district to define.
- Enforced by: OCR if districts fail to provide required safeguards; federal or state court through civil litigation.

IMPORTANT NOTE

- The 504 hearing is NOT the same as IDEA due process. IDEA due process has extensive detailed federal requirements. Section 504 has four sentences.
- Because 504 hearing procedures are set by the school district — the same entity you are disputing with — there may be structural impartiality concerns because districts often control hearing officer selection and procedures. Understanding this before you file is essential to your strategy.
- Many experienced advocates recommend going directly to an OCR complaint rather than the district's 504 hearing process because of these structural weaknesses. The decision between the two depends on what remedy you need. See Section 9 for a full comparison.

2. When Can You Request a 504 Hearing?

A 504 impartial hearing is available when you disagree with any school decision about your child's identification, evaluation, or placement under Section 504.

Appropriate for 504 Hearing	NOT Appropriate for 504 Hearing
Denial of 504 eligibility	General complaints about staff conduct
Denial of a specific accommodation	Non-disability-related school issues
Removal or reduction of 504 Plan without re-evaluation	IDEA-specific violations (use IDEA due process)
Failure to evaluate after parent request	Claims requiring monetary damages
Dispute about re-evaluation findings	Retaliation claims (often better addressed through OCR complaints and/or civil rights litigation)
Discipline change of placement without MDR	Systemic district-wide violations (use OCR)
Disagreement with manifestation determination	Employment discrimination (separate law)



ADVOCACY TIP

- Before requesting a hearing, exhaust informal options — request a 504 meeting, put your objections in writing to the 504 coordinator, and document the district's response. This builds your record.
- If your child may also qualify for an IEP, consider whether IDEA due process is a better vehicle. IDEA has stronger procedural protections, clearer standards, stay-put rights, and a more independent hearing officer process.
- In many situations, OCR complaints may provide a more independent and effective process than district-administered 504 hearings. See Section 9.

3. The Four Federal Guarantees

Federal law guarantees parents exactly four things in a Section 504 dispute. If a district's hearing process fails to provide any of them, that failure is itself an OCR violation.

FEDERAL LAW — Applies in ALL 50 States (Section 504 | 34 C.F.R. Part 104)

- 1. Notice: You must receive notice of the school's decision and your right to a hearing — in a language you understand.
- 2. Examination of records: You have the right to inspect and review all records relevant to the identification, evaluation, or placement decision being disputed.
- 3. Impartial hearing with participation and counsel: The hearing must be conducted by an impartial person (not an employee with a conflict), you must have the opportunity to participate, and you have the right to be represented by an attorney (34 C.F.R. § 104.36).
- 4. Review procedure: There must be a mechanism to review the hearing decision — either administrative appeal or access to the courts.
- These four guarantees are the federal floor. States and districts may add more — and many do. But failure to provide any of these four elements violates federal law and can be the basis for an OCR complaint about the process itself.

WATCH OUT

- The word 'impartial' is doing enormous legal work here. Federal law says the hearing officer must be impartial — but lets school districts select their own hearing officers. In practice this often means an attorney who represents districts in other matters, or a retired administrator with district ties. This can create concerns regarding impartiality and fairness in some districts. Parents and advocates have raised longstanding concerns regarding impartiality in district-controlled hearing systems.
- If you believe the district's chosen hearing officer has a conflict of interest, object in writing before the hearing begins. State the specific conflict. If the district refuses to replace the officer, preserve your objection for an OCR complaint or court action.

4. What Your District's 504 Hearing Procedures Should Include

Use this checklist to evaluate your district's 504 hearing procedures — and to identify gaps you should push back on before the hearing begins.

Element	Why It Matters
Written request procedure	Gives you a clear way to invoke your hearing right
Independent hearing officer — not district counsel	Protects actual impartiality
Defined timeline for scheduling and decision	Prevents indefinite delay
Pre-hearing evidence exchange	Ensures you can see the district's evidence in advance
Right to present evidence and witnesses	Allows you to build your full case
Right to cross-examine district witnesses	Tests the reliability of district testimony
Written decision with findings of fact	Creates reviewable, enforceable outcome
Defined appeal process	Protects your right to judicial review
Verbatim transcript	Needed for any appeal or OCR follow-up
Interpreter services	Ensures meaningful participation

ADVOCACY TIP

- Before requesting a hearing, request a copy of your district's written Section 504 procedures. Districts generally should maintain written Section 504 procedures. If they don't provide them — or won't — that itself may be an OCR violation.
- Read the procedures before you file. Know the timelines, the hearing officer selection process, and the evidence rules.
- If your district has no written 504 hearing procedures, cite 34 C.F.R. § 104.36 in your hearing request and ask the district to provide its procedures in writing before the hearing is scheduled.

5. How to Request a 504 Hearing

STEP 1

Obtain District's Written 504 Procedures

Request a copy of the district's written Section 504 procedures — specifying how to request a hearing, timelines, and the hearing officer selection process.

STEP 2

Submit Written Hearing Request

Write a formal letter to the district's 504 Coordinator requesting an impartial hearing. Identify: (a) the specific decision you are challenging; (b) the factual basis for your challenge; (c) the remedy you are seeking. Keep a dated copy.

STEP 3

Request All Relevant Records

Simultaneously request all records relevant to the decision — evaluation reports, 504 plans, meeting notes, correspondence, service records. You are entitled to these before the hearing.

STEP 4

Object to Any Conflicted Hearing Officer

When the district identifies the hearing officer, research their background. If they represent the district, have worked for the district, or have a personal connection to district staff — object in writing immediately with specific facts about the conflict.

STEP 5

Request a Verbatim Transcript

Federal law does not require a transcript. Request one in writing before the hearing. If the district refuses, arrange your own recording if permitted under state law, and bring a support person to take detailed notes.

STEP 6

Prepare and Attend

Organize your evidence, prepare your witnesses, and bring your advocate or attorney. Present your case clearly and completely.

STEP 7

Receive Written Decision and Consider Appeal

Request a written decision with findings of fact. If adverse, you have the right to appeal through the district's review procedure or to file a civil lawsuit. You can also file an OCR complaint about the underlying violation and the hearing process.

WATCH OUT

- No federal timeline: Federal 504 regulations set no deadline for scheduling a hearing or issuing a decision. Push for written timeline commitments at every step — in your hearing request letter and at any pre-hearing conference.
- No stay-put equivalent: Unlike IDEA, Section 504 does not contain a federal statutory stay-put provision automatically maintaining services during disputes. Filing for a 504 hearing does not prevent the district from changing your child's services while the hearing is pending. Some districts or state/local procedures may voluntarily maintain services during disputes, but this is not federally required under Section 504. If you need the current placement preserved, consult an attorney about seeking a court injunction.
- Transcript: Request a verbatim transcript in writing before the hearing. Transcripts are essential if you plan to appeal or file an OCR complaint about the hearing process.

6. Building Your Case

6a. Evidence That Wins 504 Hearings

- The child's disability documentation: Diagnosis letters, medical records, neuropsychological evaluation reports, physician statements establishing the disability and its functional limitations.
- Evidence the limitation affects school access: Grades, state assessment results, teacher reports, and other documentation showing the functional impact of the disability on educational performance.
- The 504 Plan (or written denial): The plan itself, or the written notice of denial — showing what was decided and when.
- Evidence of non-implementation: Emails, grades, teacher communications showing that accommodations were not provided as written.
- Prior Written Notice (or lack thereof): Documentation of any decision the district made without the required notice.
- Your written communications: Every dated email, letter, and request you sent to the district.
- Expert opinion: A letter from your child's treating clinician, neuropsychologist, or education specialist explaining how the disability affects learning and why specific accommodations are necessary.



ADVOCACY TIP

- After the ADA (2008), 'substantially limits' is construed broadly and mitigating measures like medication are excluded from the disability determination. If the district is arguing your child's disability doesn't qualify, this is often an important legal argument.
- If you have existing IDEA evaluation records, that disability documentation is relevant in the 504 hearing — disability determinations from IDEA evaluations establish the qualifying condition.
- Request the district's evidence before the hearing. You are entitled to examine all records relevant to the dispute.

6b. Preparing Your Witnesses

- Your child's treating physician or psychiatrist — to establish the diagnosis and functional limitations.
- Your child's therapist or counselor — to explain behavioral and emotional manifestations of the disability at school.
- A neuropsychologist or educational psychologist — if you have had an independent evaluation.
- Former teachers who observed the disability's impact on learning and access.
- Your child (age-appropriately) — to describe their own experience.
- You as the parent — to describe what you observe at home and at school.



STRATEGY

- Prepare each witness with a written list of questions before the hearing. Review the topics and questions likely to be discussed so witnesses feel prepared.
- Anticipate what the district's witnesses will say — and prepare cross-examination questions that undercut their credibility or reveal gaps in the district's position.
- Keep testimony focused on the specific issues in dispute. Hearing officers lose patience with testimony that goes far afield of the core questions.

7. State-by-State: What Varies

STATE VARIATIONS — Laws Differ by State

- Texas: One of the few states with explicit statutory requirements for district 504 procedures. Texas Education Code § 29.022 requires each district to have a 504 coordinator and maintain written local policies — creating more formalized procedures than many states.
- California: No state-specific 504 hearing regulations beyond federal requirements. Some California districts have robust procedures; many do not. California courts have been active in 504 enforcement and some families pursue OCR complaints rather than district-administered hearings.
- New Jersey: NJLAD (New Jersey Law Against Discrimination) provides broader disability protections than federal Section 504. NJ parents can pursue state civil rights claims with stronger remedies than the district hearing process typically provides.
- New York: NYC Human Rights Law provides broader local disability protections than federal Section 504 in several areas. NYC parents have strong civil rights options beyond the district hearing. Outside NYC, parents rely primarily on federal 504 procedures.
- Oregon and Washington: No state-specific 504 hearing rules. District procedures are minimal and variable. Because district procedures vary significantly, some families choose OCR complaints rather than district-administered hearings.
- Colorado: No state-specific 504 hearing regulations. The Colorado Civil Rights Division can enforce state disability protections as an alternative to district hearings.
- Massachusetts: BSEA (Bureau of Special Education Appeals) handles IDEA cases; 504 hearings remain at the district level. Massachusetts' strong IDEA framework does not automatically extend to 504 proceedings.

STRONGER STATE PROTECTIONS — Some States Exceed Federal Minimums

- New Jersey: NJLAD allows civil rights claims with fee-shifting and broader remedies than federal 504. File with the NJ Division on Civil Rights as an alternative or supplement to the district hearing.
- New York City: NYC Human Rights Law applies the highest standard of disability protection in the country — broader definitions, stronger remedies, and a sophisticated civil rights enforcement infrastructure.
- Texas: More formalized district 504 procedures required by state law than most states — providing clearer process rights than the federal minimum.

8. Remedies Available in a 504 Hearing

FEDERAL LAW — Applies in ALL 50 States (Section 504 | 34 C.F.R. Part 104)

- A 504 hearing officer can order equitable relief — remedies designed to fix the problem and restore the student's access to education.
- Potential remedies: Reinstatement of removed 504 services; required development of a 504 Plan; required specific accommodations; required re-evaluation; compensatory educational services (in some circumstances); placement adjustments; required staff training.
- What 504 hearing officers CANNOT order: Most district 504 hearing systems do not authorize hearing officers to award money damages, punitive damages, or attorneys' fees.
- Civil lawsuit remedies: In federal court, compensatory damages are available if you prove intentional discrimination — a higher standard than simple noncompliance. Attorney's fees may be available to prevailing parties.

WATCH OUT

- Availability and scope of compensatory educational remedies vary significantly across district 504 hearing systems. If your child has suffered years of denied accommodations and needs make-up services, an OCR complaint combined with civil litigation may be necessary.
- If the hearing officer's decision is adverse, seek review immediately. You have the right to appeal through the district's review procedure or to court. Get legal advice about appeal options before any deadline passes.

9. 504 Hearing vs. OCR Complaint vs. Civil Lawsuit

In most Section 504 disputes, parents have a choice between requesting a district hearing, filing an OCR complaint, or pursuing civil litigation. These tools serve different purposes.

Tool	Key Features and Best Use
District 504 Hearing	Formal hearing before district-selected officer; directly challenges a specific decision; equitable relief only; no fees at hearing level; no federal timeline; impartiality concerns; best when you need a binding order on a specific issue
OCR Complaint	Free; 180-day filing deadline; independent investigation; corrective action and systemic change; no attorney needed; best for discrimination patterns, failure to implement, and when district hearing impartiality is compromised
Civil Lawsuit	Potentially broader remedies available; intentional discrimination can produce money damages; attorney fees available; slow and expensive; best for serious ongoing intentional violations after other remedies fail

STRATEGY

- When to use the district hearing: When you need a formal binding order on a specific accommodation or eligibility dispute and you can trust the hearing officer's independence.
- When to use OCR instead: When you have concerns regarding impartiality or fairness in the district-administered hearing process; when the violation is systemic; when you want a free, independent investigation; when the 180-day OCR deadline hasn't passed.
- File an OCR complaint and request a district hearing simultaneously — they address different aspects and do not preclude each other.
- If you receive an adverse hearing decision, file an OCR complaint about both the underlying violation and the hearing process immediately after receiving the decision.
- OCR complaints are significantly underused. They are free, relatively simple, and can result in district-wide corrective action.

10. The OCR Complaint — Often a Better First Step

FEDERAL LAW — Applies in ALL 50 States (Section 504 | 34 C.F.R. Part 104)

- Any person may file a complaint with OCR within 180 days of the discriminatory act alleging disability discrimination by a school receiving federal funds.
- OCR investigates independently, issues a letter of findings, and negotiates a resolution agreement if a violation is found. If the district refuses to resolve, OCR may initiate fund termination proceedings.
- OCR complaints are free, require no attorney, and are available at complaints.ed.gov.
- 180-day filing deadline: OCR generally requires complaints to be filed within 180 days unless OCR grants a waiver for good cause. File immediately when a violation occurs, even if you are also pursuing the district hearing.

ADVOCACY TIP

- Be specific in your OCR complaint: identify each discriminatory act, the date, how it affected your child's access to education, and what the school refused to do. Attach all documentation.
- OCR complaints and district hearings are not mutually exclusive. File the OCR complaint before the 180-day deadline regardless of what else you are pursuing.
- OCR can investigate patterns across many students. If you know other families experiencing the same discrimination, note this — it may prompt a broader systemic investigation.

11. Your Rights — Quick Reference

Your Right Under Section 504	Legal Basis
Receive notice of decisions, procedural safeguards, and your rights under Section 504, including hearing rights	34 C.F.R. § 104.36
Examine all relevant records before the hearing	34 C.F.R. § 104.36; FERPA
Request an impartial hearing on identification, evaluation, or placement	34 C.F.R. § 104.36
Participate in the hearing	34 C.F.R. § 104.36
Be represented by an attorney at the hearing	34 C.F.R. § 104.36
Access a review procedure after the hearing decision	34 C.F.R. § 104.36
File an OCR complaint within 180 days of discrimination	34 C.F.R. § 100.7; OCR enforcement
File a civil lawsuit under Section 504 or ADA Title II	29 U.S.C. § 794a; 42 U.S.C. § 12133
Object to a conflicted hearing officer	34 C.F.R. § 104.36 (impartiality requirement)
Receive notice in your native language	34 C.F.R. § 104.4(b)

12. Practical Tips and Final Reminders

1. Get the district's written 504 procedures before requesting a hearing.

You cannot navigate a process you don't understand. Request the written procedures before you file anything — and read them carefully.

2. File your OCR complaint before the 180-day deadline.

OCR complaints expire. File immediately when a violation occurs — even while pursuing the district hearing. OCR generally requires complaints to be filed within 180 days unless OCR grants a waiver for good cause.

3. Object to conflicted hearing officers in writing.

Impartiality is the only substantive procedural protection federal law guarantees. Object immediately and specifically to any conflict — and preserve your objection in writing.

4. Request a verbatim transcript before the hearing.

Federal law doesn't require one. If the district refuses, bring a support person to take detailed notes and request permission to record.

5. Push for a stay of placement changes in advance.

There is no federal 504 stay-put. If you need the current placement preserved during the hearing, consult an attorney about a temporary court injunction before the district acts.

6. Know your remedies before you go in.

What do you specifically want? A reinstated accommodation? A required 504 Plan? A specific evaluation? The clearer your remedy demand, the stronger your position at hearing and in any subsequent OCR complaint or lawsuit.

7. Consider whether IDEA due process is a better vehicle.

If your child may also qualify for an IEP, IDEA gives you significantly stronger procedural protections, stay-put rights, clearer standards, and a more independent hearing officer process. See The Advocacy Ridge's Due Process guide.



ADVOCACY TIP

- OCR Online Complaint Portal: complaints.ed.gov — free, no attorney required, 180-day deadline.
- Parent Training & Information (PTI) Centers: Free help navigating disability rights. Find yours at www.parentcenterhub.org.
- Wrightslaw (www.wrightslaw.com): Free comprehensive resource on Section 504, IDEA, and disability rights.
- COPAA (www.copaa.org): National directory of special education attorneys and advocates.
- The Advocacy Ridge: Need help preparing for a 504 hearing, filing an OCR complaint, or deciding which tool to use? Connect with our advocates.

Need Advocacy Support?

The Advocacy Ridge is brought to you by experienced non-attorney special education advocates who work with families across multiple states.

Arie Boldt

Mountain to Mountain Advocacy, LLC
ArieBoldtAdvocacy@gmail.com

Jackie Darrough

The Disability Advocate, LLC
Jackiedisabilityadvocate@gmail.com
thedisabilityadvocate.org

This guide provides general educational information and does not constitute legal advice. Section 504 hearing procedures are set by school districts and vary significantly. Always consult a qualified advocate or attorney for specific concerns.

Federal law cited: Section 504 of the Rehabilitation Act of 1973 (29 U.S.C. § 794); ADA Title II (42 U.S.C. § 12132); ADA Amendments Act of 2008; 34 C.F.R. § 104.36; 34 C.F.R. § 100.7. State laws cited: Texas Education Code § 29.022; New Jersey Law Against Discrimination (N.J.S.A. 10:5-1 et seq.); NYC Human Rights Law (N.Y.C. Admin. Code § 8-101 et seq.); Colorado Anti-Discrimination Act. All laws subject to change.

© 2026 Mountain to Mountain Advocacy, LLC and The Disability Advocate, LLC. DO NOT DUPLICATE. All rights reserved.