

DeLorean Fuse Box

Fuse Number N  A  Current Rating

SOMETHING DEAD? CHECK FOR A MELTED FUSE SOCKET

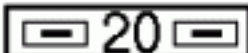
copr 1989

EITHER FUSE WILL KILL ENGINE

NOTE: CIRCLED FUSES PRONE TO FAILURE

1 


RPM RELAY
DISTRIBUTOR:
VACUUM SOLENOID
IGNITION ECU
IDLE SPEED ECU

7 


LAMBDA RELAY
LAMBDA ECU
FREQUENCY VALVE
FUEL PUMP
CONTROL PRESSURE REGULATOR

13 

AUTOMATIC TRANSMISSION


2 

LEFT HAND LAMPS:
TAIL SIDE
FRONT PARKING
LICENSE PLATE

8 

RIGHT HAND LAMPS:
TAIL SIDE
FRONT PARKING
LICENSE PLATE

LAMPS:
CIGAR LIGHTER
INSTRUMENT PANEL
DIGITAL CLOCK
HEAD LIGHT SWITCH

14 


LOW BEAM HEADLAMPS

3 


WINDSHIELD:
WIPER MOTOR
WASHER MOTOR

9 

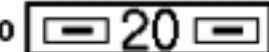
REAR WINDOW DEFOGGE
ELECTRIC MIRRORS

15 

HIGH BEAM HEADLAMPS

4 

DIRECTIONAL INDICATOR SWITCH
STOP LIGHT SWITCH

10 


A/C MODE SWITCH
FOR COMPRESSOR
DOOR LOCK WARNING LAMP

16 

REVERSE LAMPS

5 


DASH INSTRUMENTS
DASH INDICATORS
SERVICE INTERVAL COUNTER

11 

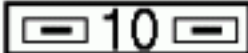
RADIO CLOCK
GEAR SELECTOR LAMP
AC-PANEL LAMPS
POWER WINDOWS

17 


CIGAR LIGHTER
CLOCK IN CONSOLE 81

6 

HAZARD WARNING SWITCH
HORNS
BUZZER
LOGIC BOX

12 

COMPARTMENT LAMPS:
LUGGAGE
GLOVE
ENGINE
INTERIOR + DELAY
DOOR EDGE LAMPS
DIAGNOSTIC PLUG

18 

STOP LAMPS