



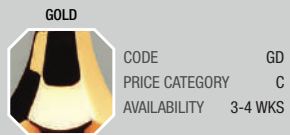


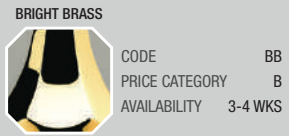
PRICE

LIST

2017

**M
A
Y**

METAL FINISHES



COLOUR FINISHES



Note: Oil Rubbed Bronze, Tuscan Brass & Natural Brass are considered Living Finishes and will change over time
 *Other custom finishes available upon request
 Allow 6-8 weeks

SINCE 1982 RUBINET HAS BEEN COMMITTED TO PROVIDING AN EXTENSIVE SELECTION OF QUALITY FAUCETS AND ACCESSORIES TO SUIT OUR CUSTOMERS NEEDS AND DESIGN MOTIFS. EVERY RUBINET FAUCET IS PRODUCED FROM BRASS, HAND POLISHED, TEXTURED AND FINISHED USING STATE OF THE ART TECHNOLOGY FOR TIMELESS BEAUTY AND DURABILITY. THE QUARTER TURN WASHERLESS CERAMIC DISK MECHANISMS PROMISE TO DELIVER SMOOTH LONG LASTING PERFORMANCE. ALL BACKED BY THE INDUSTRIES MOST COMPREHENSIVE LIFETIME WARRANTY ON FUNCTION & FINISH.

ESSENTIALS

KITCHEN

R 7

GENESIS

R 1 0

I C E

M Q

H E X I S

H 2 0

L A S A L L E


R A V E N

ETRUSCAN

J A S M I N

F L E M I S H

ROMANESQUE



GENERAL INFORMATION

Sales:

Tel: (800) 461 5901

Aldo Marchese Ext. 238
(aldo@rubinet.com)

Frank Luisi Ext. 237
(frank@rubinet.com)

Customer Service:

Tel: (800) 461 5901

Ext. 242

Ext. 225

Ext. 226

Press '0' for Operator

Technical Support:

Ken Xuereb

Address (Canada):

10 Corstate Avenue
Concord, ON L4K 4X2

Address (U.S.A.):

1010 Niagara Street
Buffalo, N.Y. 14213

Telephone:

(905) 851-6781

(800) 461-5901

Fax:

(905) 851-8031

(905) 760-9752

Website:

www.rubinet.com

facebook.com/RubinetFaucetCompany

Download 'Rubinet App' to mobile

E-Mail:

customer_service@rubinet.com

Payment Terms:

- 1% 10 days. Net 30 days.

Freight:

- F.O.B. Rubinet Warehouse.
- Shipments into U.S.A. are prepaid and added to invoice.
- All relating Duties & Brokerage Charges are prepaid by Rubinet.
- Claims against shortages and damages must be made at time of receipt against the carrier.
- Special requests for carriers and conditions should be discussed with a Rubinet representative.

Return Policy:

- **A RMA (Return Material Authorization) must be requested from Rubinet Faucet for each return.**
- **Rubinet will complete and acknowledge the RMA to the customer. This completed copy of the RMA must accompany any product being returned. The RMA number must also appear on the outside of each parcel.**
- Area Rep may be requested to inspect and verify the nature of the return.
- When product verification is required, please provide picture or request additional information from our customer service or sales department.
- Authorised items must be returned within **60 days of original invoice date**. Customer is responsible for freight charges back to Rubinet
- Due to each faucet being custom built to order, returns will be subject to a 50% restocking charge with the exception of chrome & satin nickel finish which is 25%.
- Product being returned on the RMA must refer to the original Rubinet invoice number.
- All returned product must be in the original carton and be in good saleable condition.
- Refer to shipping address on the RMA form.
- RMA's will be cancelled after 60 days if merchandise is not received.

Lifetime Warranty:

is applicable to the original purchaser with a bill of sale

- **Product Function:** All Rubinet products are guaranteed against factory defects or poor workmanship and will be repaired or replaced at no charge.
- **Product Finishes:** Any new product found to be defective due to blemishes or discolouration will be refinished or replaced at no charge.
- Lifetime warranty does not apply to Oil Rubbed Bronze, Tuscan Brass and Natural Brass. These are considered live finishes and will change over time as a result of normal use.
- All **Drain Finishes** not covered under warranty
- Warranty does not apply to the replacement of components where damage is caused by normal wear and tear.

Warranty not valid if:

- Improperly installed.
- Plumbers putty is used.
- Cleaners containing chemicals or abrasives are used.
- Unique customized configurations not normally offered by Rubinet are used.
- Unique special finishes not normally offered by Rubinet are used.

Maintenance:

- The use of warm water and a soft cloth to dry is all that is required to clean Rubinet products. The Patina of our living finishes (Oil Rubbed Bronze, Tuscan Brass, Natural Brass) will change as a result of normal use. Applying Mineral Oil on occasion will create a softer look, subtle colour changes, and character.

Note:

- Rubinet is not responsible for labour charges or damages in connection with the sale, use, installation or replacement of Rubinet Products.
- For Parts List refer to our website.

Advertising:

- Advertising material and co-op advertising are available upon request.
- Further details and conditions are available from a Rubinet Representative.

SHOWER SEAT OUTDOOR SHOWER SHOWER SEAT
GRAB BARS SNIB DRAINS
SHUT-OFF VALVES
SUPPLY TUBES
WALL MOUNT BIDET
SHOWER DRAINS
HAND HELD BIDET
GRAB BARS
WALL MOUNT BIDET
OUTDOOR SHOWER
HAND HELD BIDET
SNIB DRAINS
SHUT-OFF VALVES
THE
Rubinet
SHOWER HOODLNO
SHOWER DRAINS
RECESSED WALL NICHE
GRAB BARS
DRAINS
RECESSED WALL
NICHE
F A U C E T
C O M P A N Y

ESSENTIALS

RECESSED WALL NICHE TUB SINK SHOWER DRAINS
WALL MOUNT BIDET
GRAB BARS SHUT-OFF VALVES
Rubinet
SHOWER SEAT SHOWER DRAINS



FINISH PRICE CATEGORY

Model No & Description

A CHROME B OTHER C GOLD

FINISH PRICE CATEGORY

Model No & Description

A CHROME B OTHER C GOLD



9HSH1
Pressure Balance Outdoor Shower with Foot Rinse & 8" Shower Head
(Stainless Steel)

2890.00

9HSH2
Pressure Balance Outdoor Shower with Hand Held Shower & 8" Shower Head
(Stainless Steel)

2890.00



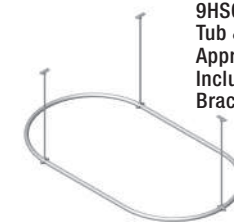
9HSC3
Optional Shower Curtain Hoop for outdoor shower
(Stainless Steel)

599.00



9HSC1
Shower Curtain Hoop - Approximately 34" x 28"
Includes 1 Ceiling Mounting Bracket (Adjustable up to 24")

499.00 699.00 799.00



9HSC2
Tub & Shower Curtain Hoop - Approximately 34" x 56"
Includes 3 Ceiling Mounting Brackets (Adjustable up to 24")

799.00 1099.00 1290.00



9HBD10
Hand Held Shower Bidet with Extended Reach & Dual Function Including Wall Bracket with Supply & Hose

397.00 578.00 699.00

9FH01
Hose Only 1/2" F x 1/2" F x 60"
(For Wall Mount)

59.00 110.00 149.00

9WB02
Wall Bracket with Integral Supply

99.00 139.00 179.00



9HBD20
Hand Held Shower Bidet with Extended Reach & Dual Function Including Deck Mount Hose Guide and Trim with Supply & Hose

397.00 578.00 699.00

9XFH2
Retractable Hose M15x1 x 1/2" F x 60"
(For Deck Mount Nylon)

49.00

FDM01
Hose Guide Complete with Rough-In

59.00 110.00 149.00

9HBD1
Hand Held Shower Bidet with Extended Reach & Dual Function Spray

239.00 329.00 390.00



9HBD5
Wall Mount Bidet & Foot Rinse with Dual Function Spray

349.00 449.00 540.00



9GB01 16"
9GB02 24"
9GB04 36"
Grab Bars

249.00 329.00 389.00
269.00 344.00 409.00
319.00 399.00 465.00








9GB05 16"
9GB06 24"
9GB07 36"
Grab Bars








269.00 349.00 409.00
289.00 364.00 429.00
333.00 419.00 485.00



***9HSS1**
Shower Seat






990.00 990.00 1195.00











Model No & Description	FINISH PRICE CATEGORY		
	A CHROME	B OTHER	C GOLD
 *9TWN1 12' x 12' Recessed Wall Niche	499.00	499.00	649.00
*9TWR1 10 1/2" Tension Rod with 3 Hooks (optional)	29.00	29.00	39.00
 *9TWN3 12' x 12' Recessed Wall Niche with Door	699.00	699.00	899.00
*9TWN2 12' x 24' Recessed Wall Niche	599.00	599.00	749.00
 *9TWR2 22 1/2" Tension Rod with 3 Hooks (optional)	29.00	29.00	39.00
 *9TWN4 12' x 24' Recessed Wall Niche with Two Adjustable Shelves (for vertical use)	699.00	699.00	899.00
*9TWK1 Shelf kit consisting of 2 shelves & 2 tension rods	99.00	99.00	149.00
*9TWS1 Shelf Only (10 1/2") / each	39.00	39.00	65.00
*9TWR3 Tension Rod Only (10 1/2")	20.00	20.00	30.00
*9TWR4 Tension Rod Only (22 1/2") / each	20.00	20.00	30.00
9TWH1 Hook Only / each (Grey Only)		3.00	
 *9TTP1 Recessed Toilet Paper Holder	299.00	299.00	399.00

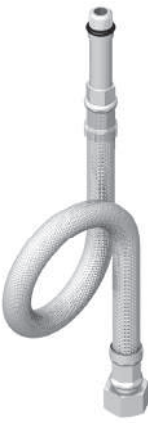











Model No & Description	FINISH PRICE CATEGORY		
	A CHROME	B OTHER	C GOLD
 *9FSD32 32" *9FSD42 48" Linear Drain (Complete) Paisley Pattern	639.00	639.00	789.00
*T9FSD32 32" *T9FSD42 48" Trim Only	349.00	349.00	499.00
 *9FSD33 32" *9FSD43 48" Linear Drain (Complete) XOXO Pattern	639.00	639.00	789.00
*T9FSD33 32" *T9FSD43 48" Trim Only	349.00	349.00	499.00
 9FSD30 32" 9FSD40 48" Rough-In Only		290.00	349.00
 *9FSD11 Standard *9FSD12 Paisley *9FSD13 XOXO Shower Drain for Acrylic Base (Complete)	58.00	58.00	69.00
*T9FSD11 Standard *T9FSD12 Paisley *T9FSD13 XOXO Trim Only	39.00	39.00	50.00
 9FSD10 Rough-In Only		19.00	
 *9FSD21 Standard *9FSD22 Paisley *9FSD23 XOXO Shower Drain for Concrete Base (Complete)	72.00	72.00	83.00
*T9FSD21 Standard *T9FSD22 Paisley *T9FSD23 XOXO Trim Only	39.00	39.00	50.00
 9FSD20 Rough-In Only		33.00	

* Note: Not Available in ABM, ACM, TB, OB, BB, NB

Model No & Description	FINISH PRICE CATEGORY		
	A CHROME	B OTHER	C GOLD
 9EW02 22" 9EW03 27" Adjustable Cable Driven Tubular Waste & Overflow Solid Brass	268.00	309.00	339.00
	298.00	339.00	369.00
T9EW00 Trim Only	69.00	110.00	140.00
9ER02 22" 9ER03 27" Rough-In Only		199.00 229.00	
 9EW010 22" Adjustable Cable Driven Tubular Waste & Overflow PVC with Brass Trim Only	168.00	209.00	239.00
T9EW010 Trim Only	69.00	110.00	140.00
9ER10 22" Rough-In Only		99.00	
 9EW05 16" 9EW06 22" Adjustable Cable Driven Telescopic Waste & Overflow Solid Brass	168.00	209.00	239.00
	179.00	220.00	250.00
T9EW00 Trim Only	69.00	110.00	140.00
9ER05 16" 9ER06 22" Rough-In Only		99.00 110.00	
 9EW08 22" Exposed Adjustable Plug & Chain Tubular Waste & Overflow Solid Brass	449.00	599.00	699.00
9EW011 22" Exposed Adjustable Push-Up Tubular Waste & Overflow Solid Brass	449.00	599.00	699.00

Model No & Description	FINISH PRICE CATEGORY		
	A CHROME	B OTHER	C GOLD
 9DPU13 9DPU12 Exposed Push-up Drain with Overflow	55.00	79.00	95.00
	79.00	119.00	139.00
9DPU15 9DPU14 Exposed Push-up Drain without Overflow	55.00 79.00	79.00 119.00	95.00 139.00
 9DPU6 9DPU5 Exposed Commercial Drain without Overflow	55.00	79.00	95.00
	79.00	119.00	139.00
9DPU2 9DPU1 Exposed Pop-Up Assembly	55.00 79.00	79.00 119.00	95.00 139.00
 9DPU11 9DPU10 Exposed Pop-Up Drain with Oversize Plug	55.00	79.00	95.00
	79.00	119.00	139.00
9DRD2 Pop-Up Knob & Rod with Fastener for Horizontal Rod	20.00	29.00	35.00
9DPG1 Pop-Up Guide Only	29.00	39.00	49.00
 9DPU4 9DPU3 Exposed Lift & Turn Drain with Overflow	55.00	79.00	95.00
	79.00	119.00	139.00
9DPU8 9DPU7 Exposed Lift & Turn Drain without Overflow	55.00 79.00	79.00 119.00	95.00 139.00
9DSE1 Exposed Drain Sink Extension	20.00	29.00	35.00
9DPT1 Exposed P-Trap with Flange	79.00	129.00	159.00
 9DPT3 Exposed Bottle Trap with Flange Contemporary Includes Tailpiece Extension (9DTP1)	129.00	219.00	259.00
9DTP1 Exposed Tailpiece Extension Only	25.00	39.00	49.00

Model No & Description	FINISH PRICE CATEGORY		
	A CHROME	B OTHER	C GOLD
 <p>9KLV1 Exposed Classic Supply Kit Includes: 9ASV1 (x2) Shut-Off, 9CFT2 (x2) Flextube, 9BSL1 (x1) Sleeve (Also Applicable for 3 Valve Bidet)</p>	275.00	399.00	495.00
 <p>9KLV2 Exposed Contemporary Supply Kit Includes: 9ASV2 (X2) Shut-Off 9CFT2 (X2) Flex Tube 9BSL1 (X1) Sleeve (Also Applicable for 3 Valve Bidet)</p>	275.00	399.00	495.00
 <p>9KWC1 Exposed Toilet Supply Kit- Classic Includes: 9ASV1 (x1) Shut-Off, 9CFT1 (x1) Flextube, 9BSL1 (x1) Sleeve</p>	145.00	209.00	249.00
 <p>9KWC2 Exposed Toilet Supply Kit- Contemporary Includes: 9ASV2 (x1) Shut-Off, 9CFT1 (x1) Flextube, 9BSL1 (x1) Sleeve</p>	145.00	209.00	249.00
 <p>9ASV1 Exposed Classic Angle Supply Valve 1/2" Compression Inlet x 3/8" Comp. outlet</p>	99.00	139.00	165.00
 <p>9ASV2 Exposed Contemporary Angle Supply Valve 1/2" Compression Inlet x 3/8" Comp. outlet</p>	99.00	139.00	165.00
 <p>9XFLTS01 9CFT1 Exposed Stainless Steel Toilet Supply Flextube (3/8" Str x 7/8" F x 11")</p>	45.00	60.00	75.00
 <p>9XFLTSW02 9CFT2 Exposed Stainless Steel Supply Flex Tube (3/8" F x 1/2" F x 11") Commonly used with Widespread Lav & Bidet</p>	45.00	60.00	75.00
 <p>9KAD1 EA. Flex Tube Adaptor 1/2" M x 3/8" M</p>		5.00	
 <p>9BSL1 4" Exposed 9BSL2 22" Exposed Optional Decorative Cover Sleeve 1/2" I.D. (May Be Cut To Suit)</p>	20.00	25.00	30.00

Model No & Description	FINISH PRICE CATEGORY		
	A CHROME	B OTHER	C GOLD
 <p>9XFLTSW01 9CFT3 Exposed Stainless Steel Supply Flex Tube (3/8" F x 8x1MM x 11") Commonly used with Single Control Lav & Bidet</p>	60.00	75.00	90.00
 <p>9XFLTBL01 9CFT4 Exposed Stainless Steel Supply Flex Tube (3/8" F x 10x1MM x 13") Commonly used with Single Hole Dual Handle Lav & Bidet Faucet</p>	60.00	75.00	90.00
 <p>9XFLTZR01 9CFT5 Exposed Stainless Steel Supply Flex Tube (3/8" F x 8x1MM x 22") Commonly used with Single Control Lav with Extended Base</p>	60.00	75.00	90.00
 <p>9XFLTSW06 9CFT6 Exposed Stainless Steel Supply Flex Tube (1/2" F x 3/8" Str x 22") Commonly used with Old Fashion Bathtubs</p>	60.00	75.00	90.00
 <p>9JGNO Genesis</p>	99.00	129.00	149.00
 <p>9JHX0 Hexis</p>	99.00	129.00	149.00
 <p>9JH00 H20</p>	99.00	129.00	149.00
 <p>9JLA0 Lasalle</p>	99.00	129.00	149.00
 <p>9JRVO Raven</p>	99.00	129.00	149.00
 <p>9JET0 Etruscan</p>	99.00	129.00	149.00
 <p>9JFMO Flemish</p>	99.00	129.00	149.00
 <p>9JRM0 Romanesque</p>	99.00	129.00	149.00
<p>Toilet Trip Lever</p>			

Exposed = All Visual Parts Are Finished



Sometimes you have to stick your neck out to design a superior kitchen faucet.

[Faded, illegible text]



pg 12
R 7



K



pg 19
L A S A L L E

pg 13
G E N E S I S



I



pg 20
R A V E N

pg 14
R 1 0



T



pg 21
E T R U S C A N

pg 15
I C E

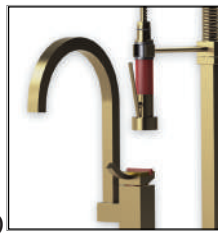


C



pg 22
F L E M I S H

pg 16
M Q



H



pg 23
R O M A N E S Q U E

pg 17
H E X I S




E



pg 24-25
D I S P E N S E R S

pg 18
H 2 0




N

+BAR

R7	Model No & Description	FINISH PRICE CATEGORY			Model No & Description	FINISH PRICE CATEGORY		
		A CHROME	B OTHER	C GOLD		A CHROME	B OTHER	C GOLD
	8JRSL Single Control Kitchen Set with Retractable Spray	629.00	829.00	N/A	9YSD5 Soap Dispenser	149.00	199.00	249.00



KITCHEN / BAR TYPICAL SPLIT FINISH



8JRSL MB MR
COLOUR MAIN FINISH WITH COLOUR ACCENT
FINISH CONFIGURATION



KITCHEN / BAR TYPICAL SPLIT FINISH



MAIN - PN
Polished Nickel

ACCENT - MB
Matt Black

8BGNL PN MB
METAL MAIN FINISH WITH COLOUR ACCENT
FINISH CONFIGURATION

MAIN - BJ
Blu Jean



ACCENT - SC
Satin Chrome

8ZGNL BJ SC
COLOUR MAIN FINISH WITH METAL ACCENT
FINISH CONFIGURATION

MAIN - OB
Oil Rubbed Bronze



ACCENT - BB
Bright Brass

8PGNC OB BB
METAL MAIN FINISH WITH METAL ACCENT
FINISH CONFIGURATION

KITCHEN



8AGNL or C
Widespread Kitchen Set 499.00 699.00 N/A



8BGNL or C
Widespread Kitchen Set with Hand Spray 699.00 949.00 N/A



8CGNL or C
Single Hole Two Handle Kitchen Set with Hand Spray 749.00 999.00 N/A



8DGNL or C
Single Hole Two Handle Kitchen Set 549.00 749.00 N/A



8ZGNL
Single Control Kitchen Set 529.00 719.00 N/A



8EGNL or C
Wall Mount Pot Fillers 749.00 1049.00 N/A



8HGNL or C
Deck Mount Pot Fillers 749.00 1049.00 N/A



8JGNL
Single Control Mini Kitchen Set with Retractable Dual Function Spray 599.00 799.00 N/A

BAR



8YGNL
Single Control Bar Faucet 479.00 669.00 N/A



8PGNL or C
Single Control Dual Handle Kitchen Set 499.00 699.00 N/A



8QGNL or C
Single Control Dual Handle Kitchen Set with Hand Spray 699.00 949.00 N/A

9YSD2
Soap Dispenser 139.00 199.00 249.00

R10

Model No & Description

A B C
CHROME OTHER GOLD

Model No & Description

A B C
CHROME OTHER GOLD

KITCHEN / BAR TYPICAL SPLIT FINISH



MAIN - MB
Matt Black



ACCENT - SN
Satin Nickel



8LRTL MB SN
COLOUR MAIN FINISH WITH METAL ACCENT
FINISH CONFIGURATION

MAIN - SN
Satin Nickel



ACCENT - MB
Matt Black



8IRTL SN MB
METAL MAIN FINISH WITH COLOUR ACCENT
FINISH CONFIGURATION

MAIN - SN
Satin Nickel



ACCENT - SB
Satin Brass



8RRTL SN SB
METAL MAIN FINISH WITH METAL ACCENT
FINISH CONFIGURATION



KITCHEN



8IRTL
Single Control Kitchen Set
with Suspended **Industrial Spray**

1195.00 1490.00 N/A

Note: can also be used on 8" centre



8LRTL
Single Control Kitchen Set
with **Hand Spray**

999.00 1249.00 N/A

Note: can also be used on 8" centre



8GRTL
Single Control Kitchen Set

799.00 999.00 N/A

Note: by adding 9YSD5 Soap Dispenser, can be used on 8" centre. Also suited for 4" Centre

BAR



8SRTL
Single Control Bar Faucet
with **Hand Spray**

949.00 1199.00 N/A

Note: can also be used on 8" centre



8RRTL
Single Control Bar Faucet

749.00 949.00 N/A

Note: by adding 9YSD5 Soap Dispenser, can be used on 8" centre. Also suited for 4" Centre



9YSD5
Soap Dispenser

149.00 199.00 249.00

ICE

Model No & Description

FINISH PRICE CATEGORY

A B C
CHROME OTHER GOLD

Model No & Description

FINISH PRICE CATEGORY

A B C
CHROME OTHER GOLD

KITCHEN / BAR TYPICAL FINISH WITH CRYSTAL ACCENT



MAIN - ABM
Antique Brass Matt



ACCENT - JT
Jet Black Crystal



8L1CL ABM JT
METAL MAIN FINISH WITH
CRYSTAL ACCENT
FINISH CONFIGURATION



KITCHEN



8I1CL
Single Control Kitchen Set with Suspended Industrial Spray 1249.00 1540.00 N/A
1349.00 1640.00 N/A



8L1CL
Single Control Kitchen Set with Hand Spray 1049.00 1299.00 N/A
1149.00 1399.00 N/A



8M1CL
Single Control Kitchen Set 849.00 1049.00 N/A
949.00 1149.00 N/A

BAR



8N1CL
Single Control Bar Set with Hand Spray 949.00 1249.00 N/A
1049.00 1349.00 N/A



8O1CL
Single Control Bar Set 749.00 999.00 N/A
849.00 1099.00 N/A



9YSD4
Soap Dispenser 149.00 199.00 249.00

MAIN - MB
Matt Black



ACCENT - CL
Clear Crystal









8L1CL MB CL
COLOUR MAIN FINISH WITH
CRYSTAL ACCENT
FINISH CONFIGURATION



* ♦♦ Crystal Accent with CL or JT
♦ CLEAR ♦ BLACK


FINISH PRICE CATEGORY

FINISH PRICE CATEGORY


MQ	Model No & Description	FINISH PRICE CATEGORY			Model No & Description	FINISH PRICE CATEGORY			
		A CHROME	B OTHER	C GOLD		A CHROME	B OTHER	C GOLD	
KITCHEN									
	81MQ1 Single Control Kitchen Set with Suspended Industrial Spray	1349.00	1640.00	N/A		8NMQ1 Single Control Bar Faucet with Hand Spray	1049.00	1349.00	N/A
	8LMQ1 Single Control Kitchen Set with Hand Spray	1149.00	1399.00	N/A		80MQ1 Single Control Bar Faucet	849.00	1099.00	N/A
	8MMQ1 Single Control Kitchen Set	949.00	1149.00	N/A		9YSD4 Soap Dispenser	149.00	199.00	249.00
BAR									

KITCHEN / BAR TYPICAL SPLIT FINISH


MAIN - SB
Satin Brass




ACCENT - MR
Maroon




81MQ1 SB MR
METAL MAIN FINISH WITH COLOUR ACCENT FINISH CONFIGURATION




MAIN - MR
Maroon



ACCENT - SN
Satin Nickel



80MQ1 MR SN
COLOUR MAIN FINISH WITH METAL ACCENT FINISH CONFIGURATION



MAIN & ACCENT - SB
Satin Brass



8LMQ1 SB SB
METAL MAIN FINISH WITH METAL ACCENT FINISH CONFIGURATION



HEXIS

Model No & Description

A B C
CHROME OTHER GOLD

Model No & Description

A B C
CHROME OTHER GOLD

KITCHEN / BAR TYPICAL SPLIT FINISH



MAIN & ACCENT - OB
Oil Rubbed Bronze



8UHXC OB OB
METAL MAIN FINISH WITH METAL ACCENT
FINISH CONFIGURATION



MAIN - SN
Satin Nickel



ACCENT - MR
Maroon



8EHXL SN MR
METAL MAIN FINISH WITH COLOUR ACCENT
FINISH CONFIGURATION

KITCHEN



8CHXL or C
Dual Handle Kitchen Set
with Hand Spray

849.00 1099.00 N/A



8DHXL or C
Dual Handle Kitchen Set

649.00 849.00 N/A



8EHXL or C
Wall Mount Pot Filler

849.00 1195.00 N/A



8HHXL or C
Deck Mount Pot Filler

849.00 1195.00 N/A



8UHXL or C
Kitchen Bridge Faucet
with Hand Spray

1049.00 1299.00 N/A



8VHXL or C
Kitchen Bridge Faucet

849.00 1049.00 N/A



8WHXL or C
Wall Mount Kitchen
Bridge Faucet

849.00 1049.00 N/A



8XHXL or C
Wall Mount Kitchen Bridge
Faucet with Hand Spray

1049.00 1299.00 N/A

BAR



8PHXL or C
Dual Handle Bar Faucet

599.00 799.00 N/A



8QHXL or C
Dual Handle Bar Faucet
with Hand Spray

799.00 1049.00 N/A



9YSD3
Soap Dispenser

139.00 199.00 249.00

KITCHEN / BAR TYPICAL SPLIT FINISH

8JHML MW CH
COLOUR MAIN FINISH WITH METAL ACCENT

FINISH CONFIGURATION

*NOTE: SAME APPLIES TO METAL FINISH WITH METAL ACCENT



MAIN - MW
Matt White



ACCENT - CH
Chrome

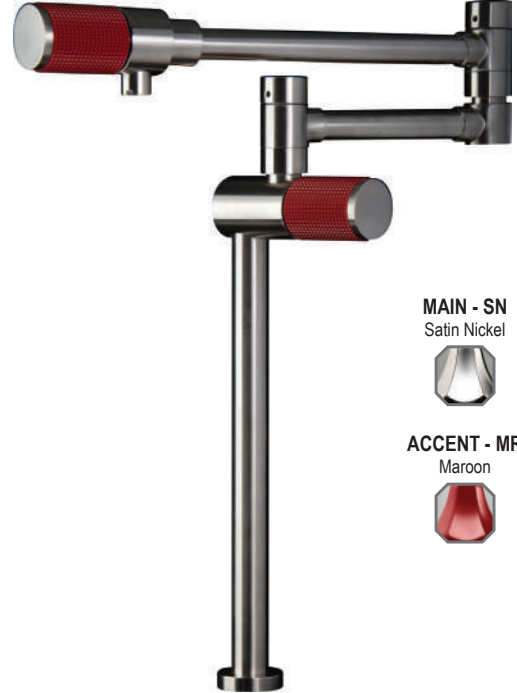


MAIN & ACCENT - CH
Chrome



8JHOL CH CH
METAL MAIN FINISH WITH METAL ACCENT
FINISH CONFIGURATION

8HHOR SN MR
METAL MAIN FINISH WITH COLOUR ACCENT
FINISH CONFIGURATION



MAIN - SN
Satin Nickel



ACCENT - MR
Maroon



KITCHEN



8AHOL or R
Widespread Kitchen Set

549.00 749.00 N/A

8BHOL or R
Widespread Kitchen Set
with Hand Spray

749.00 999.00 N/A



8DHOL or R
Dual Handle Kitchen Set

599.00 799.00 N/A

8CHOL or R
Dual Handle Kitchen Set
with Hand Spray

799.00 1049.00 N/A



8EHOL or R
Wall Mount Pot Filler

799.00 1095.00 N/A



8HHOL or R
Deck Mount Pot Filler

799.00 1095.00 N/A



8JHOL
Single Control Kitchen Set
with Retractable
Dual Function Spray

849.00 1095.00 N/A



8JHML
Single Control Mini Kitchen Set
with Retractable
Dual Function Spray

649.00 849.00 N/A

BAR



8PHOL or R
Dual Handle Bar Set

549.00 749.00 N/A













8QHOL or R
Dual Handle Bar Set
with Hand Spray

749.00 999.00 N/A



9YSD2
Soap Dispenser

139.00 199.00 249.00

LASALLE	Model No & Description	FINISH PRICE CATEGORY			Model No & Description	FINISH PRICE CATEGORY			
		A CHROME	B OTHER	C GOLD		A CHROME	B OTHER	C GOLD	
KITCHEN									
	8ALAL or C Widespread Kitchen Set	549.00	749.00	N/A		8ILAL Single Control Kitchen Set with Suspended Industrial Spray	1099.00	1440.00	N/A
	8BLAL or C Widespread Kitchen Set with Hand Spray	749.00	999.00	N/A		8LLAL Single Control Kitchen Set with Hand Spray	899.00	1190.00	N/A
	8DLAL Single Control Kitchen Set	549.00	749.00	N/A		8MLAL Single Control Kitchen Set	699.00	949.00	N/A
	8ELAL or C Wall Mount Pot Filler	799.00	1095.00	N/A	BAR				
	8HLAL or C Deck Mount Pot Filler	799.00	1095.00	N/A		8NLAL Single Control Bar Faucet with Hand Spray	849.00	1140.00	N/A
						8OLAL Single Control Bar Faucet	649.00	899.00	N/A
						8PLAL Single Control Bar Faucet	499.00	699.00	N/A
						9YSD2 Soap Dispenser	139.00	199.00	249.00

KITCHEN / BAR TYPICAL SPLIT FINISH

MAIN - CH
Chrome



ACCENT - PH
Purple Haze



8LLAL CH PH
METAL MAIN FINISH WITH COLOUR ACCENT
FINISH CONFIGURATION



MAIN - CH **ACCENT - PH**
Chrome Purple Haze



8ELAC CH PH
METAL MAIN FINISH WITH COLOUR ACCENT
FINISH CONFIGURATION

MAIN - MB
Matt Black



ACCENT - CH
Chrome



8DLAL MB CH
METAL MAIN FINISH WITH
COLOUR ACCENT FINISH CONFIGURATION



KITCHEN / BAR TYPICAL SPLIT FINISH

MAIN - OB
Oil Rubbed Bronze



ACCENT - MW
Matt White



8JRVL OB MW
METAL MAIN FINISH WITH COLOUR ACCENT
FINISH CONFIGURATION



8LRVL SN MR
METAL MAIN FINISH WITH COLOUR ACCENT
FINISH CONFIGURATION

MAIN - SN
Satin Nickel



ACCENT - MR
Maroon



8XRVC ACM ACM
METAL MAIN FINISH WITH METAL ACCENT
FINISH CONFIGURATION

MAIN & ACCENT- ACM
Antique Copper Matt



KITCHEN				
	8ERVL or C Wall Mount Pot Filler	849.00	1195.00	N/A
	8HRVL or C Deck Mount Pot Filler	849.00	1195.00	N/A
	8JRVL Single Control Kitchen Set with Retractable Dual Function Spray	849.00	1095.00	N/A
	8LRVL Single Control Kitchen Set with Hand Spray	999.00	1249.00	N/A
	8MRVL Single Control Kitchen Set	799.00	999.00	N/A

	8URVL or C Kitchen Bridge Faucet with Hand Spray	1049.00	1299.00	N/A
	8RVVL or C Kitchen Bridge Faucet	849.00	1049.00	N/A
	8WRVL or C Wall Mount Kitchen Bridge Faucet	849.00	1049.00	N/A
	8XRVL or C Wall Mount Kitchen Bridge Faucet with Hand Spray	1049.00	1299.00	N/A
	8NRVL Single Control Bar Faucet with Hand Spray	949.00	1199.00	N/A
	8ORVL Single Control Bar Faucet	749.00	949.00	N/A
	9YSD3 Soap Dispenser	139.00	199.00	249.00

ETRUSCAN

Model No & Description

FINISH PRICE CATEGORY

A B C
CHROME OTHER GOLD

Model No & Description

FINISH PRICE CATEGORY

A B C
CHROME OTHER GOLD

KITCHEN



8AETL
Widespread Kitchen Set

549.00 749.00 N/A

8BETL
Widespread Kitchen Set
with **Hand Spray**

749.00 999.00 N/A



8CETL
Dual Handle Kitchen Set
with **Hand Spray**

799.00 1049.00 N/A



8DETL
Dual Handle Kitchen Set

599.00 799.00 N/A

BAR



8QETL
Dual Handle Bar Faucet
with **Hand Spray**

749.00 999.00 N/A



8PETL
Dual Handle Bar Faucet

549.00 749.00 N/A



9YSD3
Soap Dispenser

139.00 199.00 249.00

KITCHEN / BAR TYPICAL SPLIT FINISH

MAIN - SN
Satin Nickel



ACCENT - BJ
Blu Jean



8BETL SN BJ
METAL MAIN FINISH WITH
COLOUR ACCENT FINISH CONFIGURATION



MAIN - MR
Maroon




ACCENT - BB
Bright Brass



8DETL MR BB
COLOUR MAIN FINISH WITH
METAL ACCENT FINISH CONFIGURATION

**SAME APPLIES TO METAL FINISH WITH METAL ACCENT*

KITCHEN / BAR TYPICAL SPLIT FINISH



8XFML BK SB
COLOUR MAIN FINISH WITH METAL ACCENT
FINISH CONFIGURATION

MAIN - SN
Satin Nickel



ACCENT - SB
Satin Brass



8EFML SN SB
METAL MAIN FINISH WITH METAL ACCENT
FINISH CONFIGURATION



MAIN - CH
Chrome



ACCENT - RD
Red



8DFMC CH RD
METAL MAIN FINISH WITH COLOUR ACCENT
FINISH CONFIGURATION



KITCHEN



8CFML or C 799.00 1049.00 N/A
Dual Handle Kitchen Set with **Hand Spray**



8DFML or C 599.00 799.00 N/A
Dual Handle Kitchen Set



8EFML or C 799.00 1095.00 N/A
Wall Mount Pot Filler



8HFML or C 799.00 1095.00 N/A
Deck Mount Pot Filler



8UFML or C 999.00 1249.00 N/A
Kitchen Bridge Faucet with **Hand Spray**



8VFML or C 799.00 999.00 N/A
Kitchen Bridge Faucet



8WFML or C 799.00 999.00 N/A
Wall Mount Kitchen Bridge Faucet



8XFML or C 999.00 1249.00 N/A
Wall Mount Kitchen Bridge Faucet with **Hand Spray**

BAR



8QFML or C 749.00 999.00 N/A
Dual Handle Bar Faucet with **Hand Spray**



9YSD3 139.00 199.00 249.00
Soap Dispenser

ROMANESQUE Model No & Description

FINISH PRICE CATEGORY
A **B** **C**
 CHROME OTHER GOLD

FINISH PRICE CATEGORY
A **B** **C**
 CHROME OTHER GOLD

KITCHEN



8ARML
Widespread Kitchen Set

549.00 749.00 N/A



8BRML
Widespread Kitchen Set with **Hand Spray**

749.00 999.00 N/A



8CRM
Dual Handle Kitchen Set with **Hand Spray**

799.00 1049.00 N/A



8DRML
Dual Handle Kitchen Set

599.00 799.00 N/A

Model No & Description



8JRML
Single Control Kitchen Set with **Retractable Dual Function Spray**

499.00 649.00 N/A

Note: Available in Chrome and Satin Nickel Only. All Other Finishes Are Available in Accents Only.

BAR




8QRML
Dual Handle Bar Faucet with **Hand Spray**

749.00 999.00 N/A



8PRML
Dual Handle Bar Faucet

549.00 749.00 N/A



9YSD3
Soap Dispenser

139.00 199.00 249.00

KITCHEN / BAR TYPICAL SPLIT FINISH



MAIN - SB
Satin Brass




ACCENT - WH
White



8DRML SB WH
METAL MAIN FINISH WITH COLOUR ACCENT FINISH CONFIGURATION

8JRML CH WH
METAL MAIN FINISH WITH COLOUR ACCENT FINISH CONFIGURATION



MAIN - CH
Chrome



ACCENT - WH
White



MAIN - WH **ACCENT - BB**
White Bright Brass



8BRML WH BB
COLOUR MAIN FINISH WITH METAL ACCENT FINISH CONFIGURATION

Model No & Description

FINISH PRICE CATEGORY

A	B	C
CHROME	OTHER	GOLD

Model No & Description

FINISH PRICE CATEGORY

A	B	C
CHROME	OTHER	GOLD

MAIN - BK
Black



ACCENT - ACM
Antique Copper Matt



8FCN3 BK ACM
COLOUR MAIN FINISH WITH METAL ACCENT
FINISH CONFIGURATION



8FCN3
Hot/Cold
Water Dispensing Faucet
(Contemporary)

449.00 599.00 N/A


MAIN - ACM
Antique Copper Matt



ACCENT - OB
Oil Rubbed Bronze



8FCS3 ACM OB
METAL MAIN FINISH WITH METAL ACCENT
FINISH CONFIGURATION



8FCS3
Hot/Cold
Water Dispensing Faucet
(Classic)

449.00 599.00 N/A



FINISH PRICE CATEGORY

FINISH PRICE CATEGORY

Model No &
Description

A B C
CHROME OTHER GOLD

Model No &
Description

A B C
CHROME OTHER GOLD

8FCN1
Cold Water
Drinking Faucet
(Contemporary)

319.00 449.00 N/A

8FCS1
Cold Water
Drinking Faucet
(Classic)

319.00 449.00 N/A



MAIN - SB
Satin Brass



8FCN1 SB BK
METAL MAIN FINISH WITH COLOUR ACCENT
FINISH CONFIGURATION

ACCENT - BK



MAIN - SN
Satin Nickel



8FCS1 SN MR
METAL MAIN FINISH WITH COLOUR ACCENT
FINISH CONFIGURATION


ACCENT - MR



MAIN - SN
Satin Nickel




ACCENT - MR
Maroon



1ARSQ SN MR
METAL MAIN FINISH WITH COLOUR ACCENT FINISH CONFIGURATION

MAIN - MB
Matt Black




ACCENT - BB
Bright Brass




1MRSL MB BB
COLOUR MAIN FINISH WITH METAL ACCENT FINISH CONFIGURATION

MAIN - PH
Purple Haze




ACCENT - AQ
Aqua




1MRSL PH AQ
COLOUR MAIN FINISH WITH COLOUR ACCENT FINISH CONFIGURATION

MAIN - SN
Satin Nickel



ACCENT - MR
Maroon



1ARSL SN MR
METAL MAIN FINISH WITH COLOUR ACCENT FINISH CONFIGURATION



TYPICAL SPLIT FINISH CONFIGURATION

Metal Finishes

CH Chrome



PN Polished Nickel




BB Bright Brass




GD Gold



SN Satin Nickel




SB Satin Brass




SC Satin Chrome




OB Oil Rubbed Bronze



ABM Antique Brass Matt




ACM Antique Copper Matt



NB Natural Brass




TB Tuscan Brass




Color Finishes


RD Red



MW Matt White




WH White




BK Black




MB Matt Black




MR Maroon




BJ Blu Jean




AQ Aqua























BD Bordeaux













PH Purple Haze



Model No & Description	FINISH PRICE CATEGORY		
	A CHROME	B OTHER	C GOLD
 1ARSQ (Square handle) Widespread Lav. Set (less drain)	449.00	669.00	799.00
 1ARSL (Lever handle) Widespread Lav. Set (less drain)	499.00	749.00	899.00
 1MRS� Single Control Lav. Set (4 1/8" Aerator to Deck) (less drain)	429.00	599.00	719.00
 1NRS� Single Control Lav. Set with Extended Base (10 1/16" Aerator to Deck) (less drain)	509.00	699.00	819.00
 1GRSQ or L Wall Mount Lav. Set (less drain)			
T1GRSQ	299.00	509.00	629.00
T1GRSL Trim Only	349.00	589.00	729.00
 1GR100 Rough-In Only		325.00	
 1JRSL Wall Mount Single Control Lav. Set (less drain)			
T1JRSL Trim Only	319.00	529.00	675.00
 1JR100 Rough-In Only		235.00	

Model No & Description	FINISH PRICE CATEGORY		
	A CHROME	B OTHER	C GOLD
 6FRSL Single Hole Single Control Bidet Fitting (less drain)	459.00	649.00	799.00
 6CRSQ 6CRSL Bidet Fitting with Spray, Diverter, and Vacuum Breaker (less drain)	879.00 929.00	1149.00 1229.00	1379.00 1479.00
 9DPU13 9DPU12 Exposed Push-up Drain with Overflow	55.00 79.00	79.00 119.00	95.00 139.00
 9DPU15 9DPU14 Exposed Push-up Drain without Overflow	55.00 79.00	79.00 119.00	95.00 139.00
 9DPU6 9DPU5 Exposed Commercial Drain without Overflow	55.00 79.00	79.00 119.00	95.00 139.00
 9DPT1 Exposed P-Trap with Flange	79.00	129.00	159.00
 9DPT3 Exposed Bottle Trap with Flange	129.00	219.00	259.00
 9KLV2 Exposed Contemporary Supply Kit Includes: 9ASV2 (X2) Shut-Off 9CFT2 (X2) Flex Tube 9BSL1 (X1) Sleeve	275.00	399.00	495.00
<i>Note: Applicable to most Lavs and Bidets (some units may require adaptor 1/2" Mx3/8" M) For other options please refer to RUBINET BATH ESSENTIALS page</i>			
 9XFLTSW02 9CFT2 Exposed OPTIONAL Stainless Steel Supply Flex Tube (3/8" F x1/2" F x11") Commonly used with Widespread Lavs and Bidets	45.00	19.00 60.00	75.00
 9KAD1 Flex Tube Adaptor 1/2" M x 3/8" M		5.00	
 9KWC2 Exposed Toilet Supply Kit- Contemporary Includes: 9ASV2 (X1) Shut-Off, 9CFT1 (x1) Flex Tube 9BSL1 (x1) Sleeve	145.00	209.00	249.00
 9XFLTTS01 9CFT1 Exposed Stainless Steel Toilet Supply Flextube (3/8" Str x 7/8" F x 11")	45.00	19.00 60.00	75.00











Exposed = All Visual Parts Are Finished





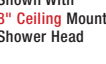

Model No & Description	FINISH PRICE CATEGORY		
	A CHROME	B OTHER	C GOLD
 <p>5ARSQ or L Roman Tub Filler</p>			
T5ARSQ	399.00	629.00	749.00
T5ARSL Trim Only	449.00	709.00	849.00
 <p>5AR100 1/2" Rough-In Only</p>		229.00	
 <p>5RRSL Pressure Balance Deck Mount Mixing Valve with Hand Held Shower</p>			
T5RRSL Trim Only	329.00	499.00	629.00
 <p>5RR100 Rough-In Only</p>		269.00	
 <p>3FRSQ 3FRSL Floor Mount Tub Filler</p>	1450.00 1499.00	2145.00 2225.00	2529.00 2629.00
 <p>3GRSQ 3GRSL Floor Mount Tub Filler with Hand Held Shower</p>	1679.00 1729.00	2619.00 2699.00	3360.00 3460.00
 <p>2ARSQ or L Three Valve Tub Filler with Diverter</p>			
T2ARSQ	240.00	390.00	495.00
T2ARSL Trim Only	297.00	499.00	629.00
 <p>2AR100 Rough-In Only</p>		375.00	
 <p>3ARSQ or L Two Valve Tub Filler</p>			
T3ARSQ	160.00	260.00	329.00
T3ARSL Trim Only	198.00	340.00	419.00
 <p>3AR100 Rough-In Only</p>		280.00	

Model No & Description	FINISH PRICE CATEGORY		
	A CHROME	B OTHER	C GOLD
 <p>2TRSW Wall Mount Tub Spout</p>	155.00	248.00	310.00
 <p>2TRSD Deck Mount Tub Spout</p>	249.00	398.00	498.00
 <p>9EW02 22" 9EW03 27" Adjustable Cable Driven Tubular Waste & Overflow Solid Brass</p>	268.00 298.00	309.00 339.00	339.00 369.00
T9EW00 Trim Only	69.00	110.00	140.00
 <p>9ER02 22" 9ER03 27" Rough-In Only</p>		199.00 229.00	
 <p>9EW010 22" Adjustable Cable Driven Tubular Waste & Overflow PVC with Brass Trim Only</p>	168.00	209.00	239.00
T9EW010 Trim Only	69.00	110.00	140.00
 <p>9ER10 Rough-In Only</p>		99.00	
 <p>9EW05 16" 9EW06 22" Adjustable Cable Driven Telescopic Waste & Overflow Solid Brass</p>	168.00 179.00	209.00 220.00	239.00 250.00
T9EW00 Trim Only	69.00	110.00	140.00
 <p>9ER05 16" 9ER06 22" Rough-In Only</p>		99.00 110.00	
 <p>9EW08 22" Exposed Adjustable Plug & Chain Tubular Waste & Overflow Solid Brass</p>	449.00	599.00	699.00
 <p>9EW011 22" Exposed Adjustable Push-Up Tubular Waste & Overflow Solid Brass</p>	449.00	599.00	699.00

FINISH PRICE CATEGORY

FINISH PRICE CATEGORY







Model No & Description	A CHROME	B OTHER	C GOLD
 4YRSQ or L Pressure Balance Shower Valve with Stops			
T4YRSQ	204.00	329.00	409.00
T4YRSL Trim Only	229.00	369.00	459.00
 4YR100 Rough-In Only		295.00	
 2YRSQ or L Pressure Balance Shower Valve with Stops & Two Way Diverter			
T2YRSQ	253.00	308.00	508.00
T2YRSL Trim Only	278.00	348.00	558.00
 2YR100 Rough-In Only		399.00	
 3YRSQ or L Pressure Balance Valve with Stops & <i>Separate</i> Three Way Diverter with Shared Outlet			
T3YRSQ	349.00	538.00	678.00
T3YRSL Trim Only	374.00	578.00	728.00
 3YR100 Rough-In Only		524.00	
 4XRSQ or L Three Way Diverter Valve with Shared Outlets in Between Functions			
T4XRSQ	120.00	179.00	219.00
T4XRSL Trim Only	145.00	219.00	269.00
 4XR100 Rough-In Only		229.00	
 Shown With 4" Wall Mount Shower Head			
201RSQ or L 4" Wall Mount			
202RSQ or L 8" Wall Mount			
203RSQ or L 8" Ceiling Mount			
Pressure Balance Shower with Fixed Shower Head & Arm			
T201RSQ 4" Wall Mount	423.00	663.00	827.00
T201RSL 4" Wall Mount	448.00	703.00	877.00
T202RSQ 8" Wall Mount	693.00	1023.00	1287.00
T202RSL 8" Wall Mount	718.00	1063.00	1337.00
T203RSQ 8" Ceiling Mount	718.00	1063.00	1337.00
T203RSL 8" Ceiling Mount	743.00	1103.00	1387.00
Trim Only			
 4YR100 Rough-In Only		295.00	

Model No & Description	A CHROME	B OTHER	C GOLD
 Shown With 8" Ceiling Mount Shower Head			
211RSQ or L 4" Wall Mount			
212RSQ or L 8" Wall Mount			
213RSQ or L 8" Ceiling Mount			
Pressure Balance Shower with Fixed Shower Head & Arm, Hand Held Shower, Bar & Integral Supply			
T211RSQ 4" Wall Mount	920.00	1370.00	1804.00
T211RSL 4" Wall Mount	945.00	1410.00	1854.00
T212RSQ 8" Wall Mount	1199.00	1710.00	2264.00
T212RSL 8" Wall Mount	1224.00	1750.00	2314.00
T213RSQ 8" Ceiling Mount	1224.00	1750.00	2314.00
T213RSL 8" Ceiling Mount	1249.00	1790.00	2364.00
Trim Only			
 2YR100 Rough-In Only		399.00	
 Shown With 8" Ceiling Mount Shower Head			
221RSQ or L 4" Wall Mount			
222RSQ or L 8" Wall Mount			
223RSQ or L 8" Ceiling Mount			
Pressure Balance Tub & Shower with Fixed Shower Head & Arm with Tub Filler Spout			
T221RSQ 4" Wall Mount	635.00	918.00	1271.00
T221RSL 4" Wall Mount	660.00	958.00	1321.00
T222RSQ 8" Wall Mount	914.00	1278.00	1731.00
T222RSL 8" Wall Mount	939.00	1318.00	1781.00
T223RSQ 8" Ceiling Mount	939.00	1318.00	1781.00
T223RSL 8" Ceiling Mount	964.00	1358.00	1831.00
Trim Only			
 2YR100 Rough-In Only		399.00	
 Shown With 8" Ceiling Mount Shower Head			
231RSQ or L 4" Wall Mount			
232RSQ or L 8" Wall Mount			
233RSQ or L 8" Ceiling Mount			
Pressure Balance Tub & Shower with Three Way Diverter Shared Flow, Fixed Shower Head & Arm, Tub Filler Spout, Hand Held Shower, Bar & Integral Supply			
T231RSQ 4" Wall Mount	1090.00	1638.00	2144.00
T231RSL 4" Wall Mount	1115.00	1678.00	2194.00
T232RSQ 8" Wall Mount	1369.00	1978.00	2604.00
T232RSL 8" Wall Mount	1394.00	2018.00	2654.00
T233RSQ 8" Ceiling Mount	1394.00	2018.00	2654.00
T233RSL 8" Ceiling Mount	1419.00	2058.00	2704.00
Trim Only			
 3YR100 Rough-In Only		524.00	

FINISH PRICE CATEGORY

FINISH PRICE CATEGORY

Model No & Description	FINISH PRICE CATEGORY			
	A CHROME	B OTHER	C GOLD	
 <p>4MRSQ Temperature Control Valve with Stops</p>	T4MRSQ	309.00	465.00	569.00
	Trim Only			
	4MR100 1/2"	395.00		
4MR300 3/4"	499.00			
Rough-In Only				
 <p>4QRSQ or L Temperature Control Valve with Stops & Volume Control</p>	T4QRSQ	364.00	559.00	649.00
	T4QRSL	389.00	599.00	699.00
	Trim Only			
4QR100 1/2"	519.00			
4QR300 3/4"	649.00			
Rough-In Only				
 <p>4LRSQ or L Temperature Control Valve with Stops & Volume Control with One Other Volume Control</p>	T4LRSQ	438.00	668.00	798.00
	T4LRSL	488.00	748.00	898.00
	Trim Only			
4LR100 1/2"	619.00			
4LR300 3/4"	788.00			
Rough-In Only				
 <p>4NRSQ or L Temperature Control Valve with Stops & Three Volume Controls</p>	T4NRSQ	531.00	832.00	1016.00
	T4NRSL	606.00	912.00	1166.00
	Trim Only			
4NR100 1/2"	725.00			
4NR300 3/4"	916.00			
Rough-In Only				
 <p>4SRSQ or L Temperature Control Valve with Stops & Two Volume Controls</p>	T4SRSQ	504.00	714.00	878.00
	T4SRSL	554.00	794.00	978.00
	Trim Only			
4SR100 1/2"	629.00			
4SR300 3/4"	798.00			
Rough-In Only				

Model No & Description	FINISH PRICE CATEGORY			
	A CHROME	B OTHER	C GOLD	
 <p>2QRSQ or L Temperature Control Valve with Stops & Two Way Diverter with Shut-Off</p>	T2QRSQ	364.00	559.00	649.00
	T2QRSL	389.00	599.00	699.00
	Trim Only			
2QR100 1/2"	595.00			
Rough-In Only				
 <p>2RRSQ or L Temperature Control Valve with Stops, Two Way Diverter with Shut-Off, Plus One Other Extra Volume Control</p>	T2RRSQ	438.00	668.00	798.00
	T2RRSL	488.00	748.00	898.00
	Trim Only			
2RR100 1/2"	699.00			
Rough-In Only				
 <p>2SRSQ or L Temperature Control Valve with Stops & Separate Three Way Diverter with Shut-Offs in Between Functions</p>	T2SRSQ	429.00	644.00	788.00
	T2SRSL	454.00	684.00	838.00
	Trim Only			
2SR100 1/2"	624.00			
Rough-In Only				
 <p>3XRSQ or L Three Way Diverter with Shut-Offs in Between Functions</p>	T3XRSQ	120.00	179.00	219.00
	T3XRSL	145.00	219.00	269.00
	Trim Only			
3XR100 1/2"	229.00			
Rough-In Only				
 <p>2XRSQ or L Two Way Diverter with Shut-Off</p>	T2XRSQ	120.00	179.00	219.00
	T2XRSL	145.00	219.00	269.00
	Trim Only			
2XR100 1/2"	195.00			
Rough-In Only				
 <p>4KRSQ or L Volume Control Valve</p>	T4KRSQ	74.00	109.00	149.00
	T4KRSL	99.00	149.00	199.00
	Trim Only			
4KR100 1/2"	110.00			
4KR300 3/4"	139.00			
Rough-In Only				

R7

Model No & Description

A CHROME B OTHER C GOLD

Model No & Description

A CHROME B OTHER C GOLD

Shown With 4" Wall Mount Shower Head

20RSQ or L 4" Wall Mount
21RSQ or L 8" Wall Mount
22RSQ or L 8" Ceiling Mount
Temperature Control Shower with Two Way Diverter & Shut-Off, Hand Held Shower, Bar, Integral Supply & Fixed Shower Head & Arm



T20RSQ 4" Wall Mount 1031.00 1621.00 1945.00
T20RSL 4" Wall Mount 1056.00 1661.00 1895.00

T21RSQ 8" Wall Mount 1335.00 2001.00 2455.00
T21RSL 8" Wall Mount 1360.00 2041.00 2505.00

T22RSQ 8" Ceiling Mount 1310.00 1961.00 2405.00
T22RSL 8" Ceiling Mount 1335.00 2001.00 2455.00
Trim Only



2QR100 1/2" Rough-In Only 595.00

Shown With 8" Wall Mount Shower Head

23RSQ or L 4" Wall Mount
24RSQ or L 8" Wall Mount
25RSQ or L 8" Ceiling Mount
Temperature Control Tub & Shower with Three Way Diverter & Shut-Off, Hand Held Shower, Bar, Integral Supply, Wall Mount Tub Filler Spout and Fixed Shower Head & Arm



T23RSQ 4" Wall Mount 1251.00 1954.00 2084.00
T23RSL 4" Wall Mount 1276.00 1994.00 2134.00

T24RSQ 8" Wall Mount 1555.00 2334.00 2624.00
T24RSL 8" Wall Mount 1580.00 2374.00 2674.00

T25RSQ 8" Ceiling Mount 1530.00 2294.00 2574.00
T25RSL 8" Ceiling Mount 1555.00 2334.00 2624.00
Trim Only



2SR100 1/2" Rough-In Only 624.00

Shown With 4" Wall Mount Shower Head

26RSQ or L 4" Wall Mount
27RSQ or L 8" Wall Mount
28RSQ or L 8" Ceiling Mount
Temperature Control Shower with Two Way Diverter & Shut-Off, with One Separate Volume Control, Hand Held Shower, Bar Integral Supply, Wall Mount Bidet / Foot Rinse & Fixed Shower Head & Arm



T26RSQ 4" Wall Mount 1454.00 2179.00 2634.00
T26RSL 4" Wall Mount 1494.00 2259.00 2734.00

T27RSQ 8" Wall Mount 1528.00 2559.00 3144.00
T27RSL 8" Wall Mount 1578.00 2639.00 3244.00

T28RSQ 8" Ceiling Mount 1503.00 2519.00 3094.00
T28RSL 8" Ceiling Mount 1553.00 2599.00 3194.00
Trim Only



2RR100 1/2" Rough-In Only 699.00

Shown With 4" Wall Mount Shower Head

30RSQ or L 4" Wall Mount
31RSQ or L 8" Wall Mount
32RSQ or L 8" Ceiling Mount
Temperature Control Shower with Two Way Diverter & Shut-Off, with One Separate Volume Control with Hand Held Shower, Bar, Integral Supply, Two Body Sprays & Fixed Shower Head



T30RSQ 4" Wall Mount 1343.00 2108.00 2592.00
T30RSL 4" Wall Mount 1393.00 2188.00 2692.00

T31RSQ 8" Wall Mount 1647.00 2488.00 3104.00
T31RSL 8" Wall Mount 1697.00 2568.00 3204.00

T32RSQ 8" Ceiling Mount 1622.00 2448.00 3054.00
T32RSL 8" Ceiling Mount 1672.00 2518.00 3154.00
Trim Only



2RR100 1/2" Rough-In Only 699.00

Shown With 4" Wall Mount Shower Head

40RSQ or L 4" Wall Mount
41RSQ or L 8" Wall Mount
42RSQ or L 8" Ceiling Mount
Temperature Control Shower with Two Separate Volume Controls, Fixed Shower Head, Bar, Integral Supply & Hand Held Shower



T40RSQ 4" Wall Mount 1105.00 1730.00 2094.00
T40RSL 4" Wall Mount 1155.00 1810.00 2194.00

T41RSQ 8" Wall Mount 1409.00 2110.00 2604.00
T41RSL 8" Wall Mount 1459.00 2190.00 2704.00

T42RSQ 8" Ceiling Mount 1384.00 2070.00 2554.00
T42RSL 8" Ceiling Mount 1434.00 2150.00 2654.00
Trim Only



4LR100 1/2" Rough-In Only 619.00

Shown With 8" Ceiling Mount Shower Head

45RSQ or L 4" Wall Mount
46RSQ or L 8" Wall Mount
47RSQ or L 8" Wall Mount
48RSQ or L 14" Ceiling Mount
Temperature Control Shower with Three Separate Volume Controls, Fixed Shower Head, Bar, Integral Supply, Hand Held Shower & Four Body Sprays



T45RSQ 4" Wall Mount 1674.00 2610.00 3308.00
T45RSL 4" Wall Mount 1749.00 2730.00 3458.00





















T46RSQ 8" Wall Mount 1978.00 2990.00 3818.00
T46RSL 8" Wall Mount 2053.00 3110.00 3968.00
















T47RSQ 8" Ceiling Mount 1953.00 2950.00 3778.00
T47RSL 8" Ceiling Mount 2028.00 3070.00 3918.00








T48RSQ 14" Ceiling Mount 2859.00 4055.00 5040.00
T48RSL 14" Ceiling Mount 2934.00 4175.00 5180.00
Trim Only











4NR300 3/4" Rough-In Only 916.00

Model No & Description	FINISH PRICE CATEGORY		
	A CHROME	B OTHER	C GOLD
 4F027 4" Shower Head with Wall Mount 12" Shower Arm & Flange	210.00	354.00	418.00
 4F227 4" Shower Head with Ceiling Mount 8" Shower Arm & Flange	185.00	294.00	368.00
 9SH09 4" Shower Head Only	95.00	149.00	189.00
 4F028 8" Shower Head with Wall Mount 12" Shower Arm & Flange	514.00	734.00	928.00
 4F221 8" Shower Head with Ceiling Mount 8" Shower Arm & Flange	489.00	694.00	878.00
 9SH21 8" Shower Head Only	399.00	549.00	699.00
 9SA24 12" Shower Arm & Flange	115.00	185.00	229.00
 9SA44 8" Ceiling Mount Shower Arm & Flange	90.00	145.00	179.00
 4J004 EA 4J024 x2 4J044 x4 Body Spray with 1/2" NPT x 1/2" NPSM x 3" Nipple	119.00 238.00 476.00	189.00 378.00 756.00	249.00 498.00 996.00
 9HBD5 Wall Mount Bidet & Foot Rinse with Dual Function Spray	349.00	449.00	540.00
 4GRS0 Single Function 4GRS3 3 Function Adjustable Slide Bar with Hand Held Shower Assembly	358.00 578.00	569.00 849.00	699.00 1049.00
 9AB11 Adjustable Slide Bar Only	275.00	425.00	490.00
 9FH01 Hose Only 1/2" x 1/2" x 60"	59.00	110.00	149.00
 9HS02 Single Function 9HS30 3 Function Hand Held Shower Only	75.00 295.00	119.00 399.00	149.00 499.00
 4H010 Integral Supply with 1/2" NPT x 1/2" NPSM x 3" Nipple	99.00	139.00	179.00
 9WB10 Wall Bracket for Hand Held Shower	69.00	99.00	119.00
 9HBD10 Hand Held Shower Bidet with Extended Reach & Dual Function Including Wall Bracket with Supply & Hose	397.00	578.00	699.00
 9FH01 Hose Only 1/2" x 1/2" x 60"	59.00	110.00	149.00
 9WB02 Wall Bracket for Integral Supply	99.00	139.00	179.00
 9HBD1 Hand Held Shower Bidet	239.00	329.00	390.00

Model No & Description	FINISH PRICE CATEGORY		
	A CHROME	B OTHER	C GOLD
 4URS1 4" Shower Head	769.00	1263.00	1610.00
 4URS3 8" Shower Head Bar with Inlet at Diverter. Includes Shower Head, 12" Shower Arm, 30" Adjustable Slide Bar (can be cut to suit), Hand Held Shower & Diverter	998.00	1559.00	2029.00
 4URS2 4" Shower Head	971.00	1483.00	1816.00
 4URS4 8" Shower Head Bar with Inlet at Shower Head. Includes Shower Head, 12" Shower Arm, 30" Adjustable Slide Bar (can be cut to suit), Hand Held Shower & Diverter	1199.00	1765.00	2229.00
<i>Note: Requires Mixing Valve with On/Off</i>			
 *9FSD32 32" *9FSD42 48" Linear Drain (Complete) Paisley Pattern	639.00	639.00	789.00
 *T9FSD32 32" *T9FSD42 48" Trim Only	349.00	349.00	499.00
 *9FSD33 32" *9FSD43 48" Linear Drain (Complete) XOXO Pattern	639.00	639.00	789.00
 *T9FSD33 32" *T9FSD43 48" Trim Only	449.00	449.00	649.00
 9FSD30 32" 9FSD40 48" Rough-In Only		290.00	349.00
 *9FSD11 Standard *9FSD12 Paisley *9FSD13 XOXO Shower Drain for Acrylic Base (Complete)	58.00	58.00	69.00
 *T9FSD11 Standard *T9FSD12 Paisley *T9FSD13 XOXO Trim Only	39.00	39.00	50.00
 9FSD10 Rough-In Only		19.00	
 *9FSD21 Standard *9FSD22 Paisley *9FSD23 XOXO Shower Drain for Concrete Base (Complete)	72.00	72.00	83.00
 *T9FSD21 Standard *T9FSD22 Paisley *T9FSD23 XOXO Trim Only	39.00	39.00	50.00
 9FSD20 Rough-In Only		33.00	

Model No & Description		FINISH PRICE CATEGORY		
		A CHROME	B OTHER	C GOLD
 7ARS0 7BR50 7CR50 Towel Bar	18"	159.00	239.00	295.00
	24"	165.00	246.00	299.00
	30"	175.00	269.00	325.00
 7DR50 Towel Ring		95.00	135.00	175.00
 7ERS0 Toilet Paper Holder (Double Post)		135.00	210.00	249.00
 7FR50 Toilet Paper Holder (Single Post)		95.00	135.00	175.00
 7HR50 Robe Hook		65.00	105.00	145.00
 7NRS0 7PRS0 Glass Shelf	21"	219.00	335.00	395.00
	12"	219.00	335.00	395.00
 9GB05 9GB06 9GB07 Grab Bars	16"	269.00	349.00	409.00
	24"	289.00	364.00	429.00
	36"	333.00	419.00	485.00

Model No & Description	FINISH PRICE CATEGORY		
	A CHROME	B OTHER	C GOLD
 *9TTP1 Recessed Toilet Paper Holder	299.00	299.00	399.00
 *9TWN1 12 x 12" Recessed Wall Niche	499.00	499.00	649.00
 *9TWR1 10 1/2" Tension Rod with 3 Hooks (optional)	29.00	29.00	39.00
 *9TWN3 12 x 12" Recessed Wall Niche with Door	699.00	699.00	899.00
 *9TWN2 12 x 24" Recessed Wall Niche	599.00	599.00	749.00
 *9TWR2 22 1/2" Tension Rod with 3 Hooks (optional)	29.00	29.00	39.00
 *9TWN4 12" x 24" Recessed Wall Niche with Two Adjustable Shelves (for vertical use)	699.00	699.00	899.00
 *9HSS1 Shower Seat	990.00	990.00	1195.00

FINISH PRICE CATEGORY

FINISH PRICE CATEGORY

Model No &
Description

A B C
CHROME OTHER GOLD

Model No &
Description

A B C
CHROME OTHER GOLD

8JRSL
Single Control Kitchen Set
with Retractable Spray

629.00 829.00 N/A




9YSD5
Soap Dispenser

149.00 199.00 249.00




R7

MAIN - SB
Satin Brass




ACCENT - MB
Matt Black




1AGNC SB MB
METAL MAIN FINISH WITH **COLOUR ACCENT** FINISH CONFIGURATION

MAIN - MB
Matt Black




ACCENT - MW
Matt White




1AGLL MB MW
COLOUR MAIN FINISH WITH **COLOUR ACCENT** FINISH CONFIGURATION



MAIN - BJ
Blu Jean



ACCENT - SC
Satin Chrome



1AGNL BJ SC
COLOUR MAIN FINISH WITH METAL ACCENT FINISH CONFIGURATION

GENESIS

TYPICAL SPLIT FINISH CONFIGURATION


Metal Finishes

Color Finishes

CH Chrome




PN Polished Nickel




BB Bright Brass




RD Red



MW Matt White




WH White




GD Gold




SN Satin Nickel




SB Satin Brass




BK Black




MB Matt Black




MR Maroon




SC Satin Chrome




OB Oil Rubbed Bronze




ABM Antique Brass Matt



BJ Blu Jean




AQ Aqua



BD Bordeaux




ACM Antique Copper Matt




NB Natural Brass













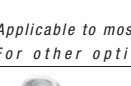






TB Tuscan Brass





PH Purple Haze


















Model No & Description	FINISH PRICE CATEGORY		
	A CHROME	B OTHER	C GOLD
 1AGNL (Lever handle) Widespread Lav. Set (less drain)	499.00	749.00	899.00
 1AGLC (Cross handle) Widespread Lav. Set with Lasalle Spout (less drain)	499.00	749.00	899.00
 1MGNL Single Control Lav. Set (2 1/2" Aerator to Deck) (less drain)	429.00	599.00	719.00
 1NGNL Single Control Lav. Set with Extended Base (7 3/4" Aerator to Deck) (less drain)	509.00	699.00	819.00
 1KGNL Single Control Lav. Set (6 1/16" Aerator to Deck) (less drain)	429.00	599.00	719.00
 1LGNL Single Control Lav. Set with Extended Base (8 1/2" Aerator to Deck) (less drain)	509.00	699.00	819.00
 1GGNL or C Wall Mount Lav. Set (less drain)			
 T1GGNL or C Trim Only	349.00	589.00	729.00
 1GR100 Rough-In Only		325.00	
 1JGNL Wall Mount Single Control Lav. (less drain)			
 T1JGNL Trim Only	319.00	529.00	675.00
 1JR100 Rough-In Only		235.00	

Model No & Description	FINISH PRICE CATEGORY		
	A CHROME	B OTHER	C GOLD
 6FGNL Single Hole Single Control Bidet Fitting (less drain)	459.00	649.00	799.00
 6CGNL or C Bidet Fitting with Spray, Diverter, with Vacuum Breaker (less drain)	929.00	1229.00	1479.00
 9DPU13 Push-up Drain with Overflow	55.00	79.00	95.00
 9DPU12 Exposed Push-up Drain with Overflow	79.00	119.00	139.00
 9DPU15 Push-up Drain without Overflow	55.00	79.00	95.00
 9DPU14 Exposed Push-up Drain without Overflow	79.00	119.00	139.00
 9DPU6 Commercial Drain without Overflow	55.00	79.00	95.00
 9DPU5 Exposed Commercial Drain without Overflow	79.00	119.00	139.00
 9DPT1 Exposed P-Trap with Flange	79.00	129.00	159.00
 9DPT3 Exposed Bottle Trap with Flange	129.00	219.00	259.00
 9KLV2 Exposed Contemporary Supply Kit Includes: 9ASV2 (X2) Shut-Off, 9CFT2 (X2) Flex Tube, 9BSL1 (X1) Sleeve	275.00	399.00	495.00
<i>Note: Applicable to most Lavs and Bidets (some units may require adaptor 1/2" Mx3/8" M) For other options please refer to RUBINET BATH ESSENTIALS page</i>			
 9XFLTSW02 OPTIONAL Stainless Steel Supply Flex Tube (3/8" F x 1/2" F x 11") Commonly used with Widespread Lavs and Bidets	19.00	45.00	60.00
 9CFT2 Exposed	45.00	60.00	75.00
 9KAD1 Flex Tube Adaptor 1/2" M x 3/8" M		5.00	
 9KWC2 Exposed Toilet Supply Kit- Contemporary Includes: 9ASV2 (X1) Shut-Off, 9CFT1 (x1) Flex Tube, 9BSL1 (x1) Sleeve	145.00	209.00	249.00
 9XFLTTS01 Stainless Steel Toilet Supply Flextube (3/8" Str x 7/8" F x 11")	45.00	60.00	75.00
 9CFT1 Exposed	45.00	60.00	75.00

Exposed = All Visual Parts Are Finished

Model No & Description	FINISH PRICE CATEGORY		
	A CHROME	B OTHER	C GOLD
 5AGNL or C Roman Tub Filler			
 T5AGNL or C Trim Only	449.00	709.00	849.00
 5AGLC or L (Lasalle Spout) Roman Tub Filler			
 T5AGLC or L Trim Only	449.00	709.00	849.00
 5AR100 1/2" 5AR300 3/4" Rough-In Only		229.00	339.00
 5RGNL Pressure Balance Deck Mount Mixing Valve with Hand Held Shower			
 T5RGNL Trim Only	329.00	499.00	629.00
 5RR100 Rough-In Only		269.00	
 3FGNL or C 3FGLL or C (Lasalle Spout) Floor Mount Tub Filler	1499.00	2225.00	2629.00
 3GGNL or C 3GGLL or C (Lasalle Spout) Floor Mount Tub Filler with Hand Held Shower	1729.00	2699.00	3460.00
 2AGNL or C Three Valve Tub Filler with Diverter			
 T2AGNL or C Trim Only	297.00	469.00	599.00
 2AR100 Rough-In Only		375.00	
 3AGNL or C Two Valve Tub Filler			
 T3AGNL or C Trim Only	198.00	340.00	419.00
 3AR100 Rough-In Only		280.00	

Model No & Description	FINISH PRICE CATEGORY		
	A CHROME	B OTHER	C GOLD
 2TLAW Wall Mount Tub Spout	172.00	276.00	345.00
 2TGND Deck Mount Tub Spout	289.00	463.00	579.00
 2TLAD Deck Mount Tub Spout	289.00	463.00	579.00
 2TLAF Floor Mount Tub Spout	499.00	798.00	998.00
 9EW02 22" 9EW03 27" Adjustable Cable Driven Tubular Waste & Overflow Solid Brass	268.00	309.00	339.00
 T9EW00 Trim Only	69.00	110.00	140.00
 9ER02 22" 9ER03 27" Rough-In Only		199.00	229.00
 9EW10 22" Adjustable Cable Driven Tubular Waste & Overflow PVC with Brass Trim Only	168.00	209.00	239.00
 T9EW10 Trim Only	69.00	110.00	140.00
 9ER10 Rough-In Only		99.00	
 9EW05 16" 9EW06 22" Adjustable Cable Driven Telescopic Waste & Overflow Solid Brass	168.00	209.00	239.00
 T9EW00 Trim Only	69.00	110.00	140.00
 9ER05 16" 9ER06 22" Rough-In Only		99.00	110.00
 9EW08 22" Exposed Adjustable Plug & Chain Tubular Waste & Overflow Solid Brass	449.00	599.00	699.00
 9EW011 22" Exposed Adjustable Push-Up Tubular Waste & Overflow Solid Brass	449.00	599.00	699.00

FINISH PRICE CATEGORY

Model No & Description

A B C
CHROME OTHER GOLD



4YGNL or C
Pressure Balance
Shower Valve with Stops

T4YGNL or C 229.00 369.00 459.00
Trim Only



4YR100 295.00
Rough-In Only



2YGNL or C
Pressure Balance
Shower Valve with Stops
& Two Way Diverter

T2YGNL or C 278.00 448.00 558.00
Trim Only



2YR100 399.00
Rough-In Only



3YGNL or C
Pressure Balance Valve
with Stops & Separate
Three Way Diverter
with Shared Outlets



T3YGNL or C 364.00 568.00 708.00
Trim Only



3YR100 524.00
Rough-In Only



4XGNL or C
Three Way Diverter Valve
with Shared Outlets
in Between Functions

T4XGNL or C 135.00 199.00 249.00
Trim Only



4XR100 229.00
Rough-In Only

Shown With
8" Ceiling Mount
Shower Head



201GNL or C 5" Wall Mount
202GNL or C 8" Wall Mount
203GNL or C 8" Ceiling Mount
Pressure Balance
Shower with Fixed Shower
Head & Arm



T201GNL or C 5" Wall Mount 448.00 703.00 877.00
T202GNL or C 8" Wall Mount 743.00 1103.00 1387.00
T203GNL or C 8" Ceiling Mount 718.00 1063.00 1337.00
Trim Only



4YR100 295.00
Rough-In Only

FINISH PRICE CATEGORY

Model No & Description

A B C
CHROME OTHER GOLD

Shown With
8" Wall Mount
Shower Head



211GNL or C 5" Wall Mount
212GNL or C 8" Wall Mount
213GNL or C 8" Ceiling Mount
Pressure Balance Shower
with Fixed Shower Head & Arm,
Hand Held Shower, Bar
& Integral Supply



T211GNL or C 5" Wall Mount 945.00 1490.00 1854.00
T212GNL or C 8" Wall Mount 1249.00 1890.00 2364.00
T213GNL or C 8" Ceiling Mount 1224.00 1850.00 2314.00
Trim Only



2YR100 399.00
Rough-In Only

Shown With
8" Ceiling Mount
Shower Head



221GNL or C 5" Wall Mount
222GNL or C 8" Wall Mount
223GNL or C 8" Ceiling Mount
Pressure Balance
Tub & Shower with Fixed Shower
Head & Arm with Tub Filler Spout



T221GNL or C 5" Wall Mount 660.00 1058.00 1321.00
T222GNL or C 8" Wall Mount 964.00 1458.00 1831.00
T223GNL or C 8" Ceiling Mount 939.00 1418.00 1781.00
Trim Only



2YR100 399.00
Rough-In Only

Shown With
8" Wall Mount
Shower Head



231GNL or C 5" Wall Mount
232GNL or C 8" Wall Mount
233GNL or C 8" Ceiling Mount
Pressure Balance Tub & Shower
with Three Way Diverter Shared
Flow, Fixed Shower Head & Arm,
Tub Filler Spout, Hand Held Shower,
Bar & Integral Supply







T231GNL or C 5" Wall Mount 1203.00 1886.00 2349.00
T232GNL or C 8" Wall Mount 1507.00 2286.00 2859.00
T233GNL or C 8" Ceiling Mount 1482.00 2246.00 2809.00
Trim Only





















3YR100 524.00
Rough-In Only







FINISH PRICE CATEGORY

FINISH PRICE CATEGORY

Model No & Description	FINISH PRICE CATEGORY		
	A CHROME	B OTHER	C GOLD
 <p>4MGNC Temperature Control Valve with Stops</p>			
<p>T4MGNC Trim Only</p>	309.00	465.00	569.00
 <p>4MR100 1/2" 4MR300 3/4" Rough-In Only</p>		395.00	499.00
 <p>4QGNL or C Temperature Control Valve with Stops & Volume Control</p>			
<p>T4QGNL or C Trim Only</p>	389.00	599.00	699.00
 <p>4QR100 1/2" 4QR300 3/4" Rough-In Only</p>		519.00	649.00
 <p>4LGNL or C Temperature Control Valve with Stops & Volume Control Plus One Other Volume Control</p>			
<p>T4LGNL or C Trim Only</p>	488.00	748.00	898.00
 <p>4LR100 1/2" 4LR300 3/4" Rough-In Only</p>		619.00	788.00
 <p>4NGNL or C Temperature Control Valve with Stops & Three Volume Controls</p>			
<p>T4NGNL or C Trim Only</p>	606.00	912.00	1166.00
 <p>4NR100 1/2" 4NR300 3/4" Rough-In Only</p>		725.00	916.00

Model No & Description	FINISH PRICE CATEGORY		
	A CHROME	B OTHER	C GOLD
 <p>2QGNL or C Temperature Control Valve with Stops & Two Way Diverter with Shut-Off</p>			
<p>T2QGNL or C Trim Only</p>	389.00	599.00	699.00
 <p>2QR100 1/2" Rough-In Only</p>		595.00	
 <p>2RGNL or C Temperature Control Valve with Stops, Two Way Diverter with Shut-Off, Plus One Other Extra Volume Control</p>			
<p>T2RGNL or C Trim Only</p>	488.00	748.00	898.00
 <p>2RR100 1/2" Rough-In Only</p>		699.00	
 <p>2SGNL or C Temperature Control Valve with Stops & Separate Three Way Diverter with Shut-Offs in Between Functions</p>			
<p>T2SGNL or C Trim Only</p>	444.00	664.00	818.00
 <p>2SR100 1/2" Rough-In Only</p>		624.00	
 <p>3XGNL or C Three Way Diverter with Shut-Offs in Between Functions</p>			
<p>T3XGNL or C Trim Only</p>	135.00	199.00	249.00
 <p>3XR100 1/2" Rough-In Only</p>		229.00	
 <p>2XGNL or C Two Way Diverter with Shut-Off</p>			
<p>T2XGNL or C Trim Only</p>	135.00	199.00	249.00
 <p>2XR100 1/2" Rough-In Only</p>		195.00	
 <p>4KGNL or C Volume Control Valve</p>			
<p>T4KGNL or C Trim Only</p>	99.00	149.00	199.00
 <p>4KR100 1/2" 4KR300 3/4" Rough-In Only</p>		110.00	139.00


Model No & Description	FINISH PRICE CATEGORY		
	A CHROME	B OTHER	C GOLD
<p>Shown With 8" Wall Mount Shower Head</p>  <p>20GNL or C 5" Wall Mount 21GNL or C 8" Wall Mount 22GNL or C 8" Ceiling Mount Temperature Control Shower with Two Way Diverter & Shut-Off, Hand Held Shower, Bar, Integral Supply & Fixed Shower Head & Arm</p> <p>T20GNL or C 5" Wall Mount T21GNL or C 8" Wall Mount T22GNL or C 8" Ceiling Mount Trim Only</p>	1056.00	1661.00	1895.00
 <p>2QR100 1/2" Rough-In Only</p>	595.00		
<p>Shown With 8" Wall Mount Shower Head</p>  <p>23GNL or C 5" Wall Mount 24GNL or C 8" Wall Mount 25GNL or C 8" Ceiling Mount Temperature Control Tub & Shower with Three Way Diverter & Shut-Off, Hand Held Shower, Bar, Integral Supply, Wall Mount Tub Filler Spout and Fixed Shower Head & Arm</p> <p>T23GNL or C 5" Wall Mount T24GNL or C 8" Wall Mount T25GNL or C 8" Ceiling Mount Trim Only</p>	1293.00	2022.00	2405.00
 <p>2SR100 1/2" Rough-In Only</p>	624.00		
<p>Shown With 8" Ceiling Mount Shower Head</p>  <p>26GNL or C 5" Wall Mount 27GNL or C 8" Wall Mount 28GNL or C 8" Ceiling Mount Temperature Control Shower with Two Way Diverter & Shut-Off, with One Separate Volume Control, Hand Held Shower, Bar Integral Supply, Wall Mount Bidet / Foot Rinse & Fixed Shower Head & Arm</p> <p>T26GNL or C 5" Wall Mount T27GNL or C 8" Wall Mount T28GNL or C 8" Ceiling Mount Trim Only</p>	1494.00	2259.00	2734.00
 <p>2RR100 1/2" Rough-In Only</p>	699.00		

Model No & Description	FINISH PRICE CATEGORY		
	A CHROME	B OTHER	C GOLD
<p>Shown With 8" Ceiling Mount Shower Head</p>  <p>30GNL or C 5" Wall Mount 31GNL or C 8" Wall Mount 32GNL or C 8" Ceiling Mount Temperature Control Shower with Two Way Diverter & Shut-Off, with One Separate Volume Control with Hand Held Shower, Bar, Integral Supply, Two Body Sprays & Fixed Shower Head</p> <p>T30GNL or C 5" Wall Mount T31GNL or C 8" Wall Mount T32GNL or C 8" Ceiling Mount Trim Only</p>	1393.00	2188.00	2692.00
 <p>2RR100 1/2" Rough-In Only</p>	699.00		
<p>Shown With 8" Wall Mount Shower Head</p>  <p>40GNL or C 5" Wall Mount 41GNL or C 8" Wall Mount 42GNL or C 8" Ceiling Mount Temperature Control Shower with Two Separate Volume Controls, Fixed Shower Head, Bar, Integral Supply & Hand Held Shower</p> <p>T40GNL or C 5" Wall Mount T41GNL or C 8" Wall Mount T42GNL or C 8" Ceiling Mount Trim Only</p>	1155.00	1810.00	2194.00
 <p>4LR100 1/2" Rough-In Only</p>	619.00		
<p>Shown With 8" Ceiling Mount Shower Head</p>  <p>45GNL or C 5" Wall Mount 46GNL or C 8" Wall Mount 47GNL or C 8" Ceiling Mount Temperature Control Shower with Three Separate Volume Controls, Fixed Shower Head, Bar, Integral Supply, Hand Held Shower & Four Body Sprays</p> <p>T45GNL or C 5" Wall Mount T46GNL or C 8" Wall Mount T47GNL or C 8" Ceiling Mount Trim Only</p>	1749.00	2730.00	3458.00
 <p>4NR300 3/4" Rough-In Only</p>	916.00		

FINISH PRICE CATEGORY

FINISH PRICE CATEGORY

Model No & Description	FINISH PRICE CATEGORY		
	A CHROME	B OTHER	C GOLD
 4F008 5" Shower Head with Wall Mount 12" Shower Arm & Flange	210.00	334.00	418.00
4F208 5" Shower Head with Ceiling Mount 8" Shower Arm & Flange	185.00	294.00	368.00
9SH08 5" Shower Head Only	95.00	149.00	189.00
4F014 8" Shower Head with Wall Mount 12" Shower Arm & Flange	514.00	734.00	928.00
4F214 8" Shower Head with Ceiling Mount 8" Shower Arm & Flange	489.00	694.00	878.00
9SH14 8" Shower Head Only	399.00	549.00	699.00
9SA14 12" Shower Arm & Flange	115.00	185.00	229.00
9SA54 8" Ceiling Mount Shower Arm & Flange	90.00	145.00	179.00
4J005 EA. 4J025 x2 4J045 x4 Body Spray with 1/2" NPT x 1/2" NPSM x 3" Nipple	119.00 238.00 476.00	189.00 378.00 756.00	249.00 498.00 996.00
9HBD5 Wall Mount Bidet & Foot Rinse with Dual Function Spray	349.00	449.00	540.00
4GGN0 Single Function 4GGN3 3 Function Adjustable Slide Bar with Hand Held Shower Assembly	358.00 578.00	569.00 849.00	699.00 1049.00
9AB05 Adjustable Slide Bar Only	224.00	340.00	401.00
9FH01 Hose Only 1/2" x 1/2" x 60"	59.00	110.00	149.00
9HS03 Single Function 9HS35 3 Function Hand Held Shower Only	75.00 295.00	119.00 399.00	149.00 499.00
4H005 Integral Supply with 1/2" NPT x 1/2" NPSM x 3" Nipple	99.00	139.00	179.00
9WB10 Wall Bracket for Hand Held Shower	69.00	99.00	119.00
9HBD10 Hand Held Shower Bidet with Extended Reach & Dual Function Including Wall Bracket with Supply & Hose	397.00	578.00	699.00
9FH01 Hose Only 1/2" x 1/2" x 60"	59.00	110.00	149.00
9WB02 Wall Bracket with Integral Supply	99.00	139.00	179.00
9HBD1 Hand Held Shower Bidet	239.00	329.00	390.00

Model No & Description	FINISH PRICE CATEGORY		
	A CHROME	B OTHER	C GOLD
 4UGN1 5" Shower Head	769.00	1263.00	1610.00
4UGN3 8" Shower Head Bar with Inlet at Diverter. Includes Shower Head, 12" Shower Arm, 30" Adjustable Slide Bar (can be cut to suit), Hand Held Shower & Diverter	998.00	1559.00	2029.00
4UGN2 5" Shower Head	971.00	1483.00	1816.00
4UGN4 8" Shower Head Bar with Inlet at Shower Head. Includes Shower Head, 12" Shower Arm, 30" Adjustable Slide Bar (can be cut to suit), Hand Held Shower & Diverter	1199.00	1765.00	2229.00
<i>Note: Requires Mixing Valve with On / Off</i>			
 *9FSD32 32" Linear Drain (Complete) Paisley Pattern	639.00	639.00	789.00
*9FSD42 48" Linear Drain (Complete) Paisley Pattern	798.00	798.00	998.00
 *T9FSD32 32" Trim Only	349.00	349.00	499.00
*T9FSD42 48" Trim Only	449.00	449.00	649.00
 *9FSD33 32" Linear Drain (Complete) XOXO Pattern	639.00	639.00	789.00
*9FSD43 48" Linear Drain (Complete) XOXO Pattern	798.00	798.00	998.00
 *T9FSD33 32" Trim Only	349.00	349.00	499.00
*T9FSD43 48" Trim Only	449.00	449.00	649.00
9FSD30 32" Rough-In Only		290.00	
9FSD40 48" Rough-In Only		349.00	
 *9FSD11 Standard Shower Drain for Acrylic Base (Complete)	58.00	58.00	69.00
*9FSD12 Paisley Shower Drain for Acrylic Base (Complete)	85.00	85.00	99.00
*9FSD13 XOXO Shower Drain for Acrylic Base (Complete)	85.00	85.00	99.00
 *T9FSD11 Standard Trim Only	39.00	39.00	50.00
*T9FSD12 Paisley Trim Only	66.00	66.00	80.00
*T9FSD13 XOXO Trim Only	66.00	66.00	80.00
9FSD10 Rough-In Only		19.00	
 *9FSD21 Standard Shower Drain for Concrete Base (Complete)	72.00	72.00	83.00
*9FSD22 Paisley Shower Drain for Concrete Base (Complete)	99.00	99.00	113.00
*9FSD23 XOXO Shower Drain for Concrete Base (Complete)	99.00	99.00	113.00
 *T9FSD21 Standard Trim Only	39.00	39.00	50.00
*T9FSD22 Paisley Trim Only	66.00	66.00	80.00
*T9FSD23 XOXO Trim Only	66.00	66.00	80.00
9FSD20 Rough-In Only		33.00	

GENESIS

Model No & Description		FINISH PRICE CATEGORY			
		A CHROME	B OTHER	C GOLD	
	7AGNO	18"	159.00	239.00	295.00
	7BGNO	24"	165.00	246.00	299.00
	7CGNO	30"	175.00	269.00	325.00
	Towel Bar				
	7DGNO		95.00	135.00	175.00
Towel Ring					
	7EGNO		135.00	210.00	249.00
Toilet Paper Holder (Double Post)					
	7FGNO		95.00	135.00	175.00
Toilet Paper Holder (Single Post)					
	7HGNO		65.00	105.00	145.00
Robe Hook					
	7JGNO		119.00	169.00	198.00
Soap Holder					
	7LGNO		119.00	169.00	198.00
Glass Holder					
	7NGNO	21"	219.00	335.00	395.00
	7PGNO	12"	219.00	335.00	395.00
Glass Shelf					
	7QGNO	18"	245.00	345.00	419.00
	7RGNO	24"	252.00	357.00	433.00
	7SGNO	30"	263.00	375.00	465.00
Dual Towel Bar					
	9JGNO		99.00	129.00	149.00
Toilet Trip Lever					


Model No & Description		FINISH PRICE CATEGORY			
		A CHROME	B OTHER	C GOLD	
	9GB01	16"	249.00	329.00	389.00
	9GB02	24"	269.00	344.00	409.00
	9GB04	36"	319.00	399.00	465.00
	Grab Bars				
	*9TTP1		299.00	299.00	399.00
Recessed Toilet Paper Holder					
	*9TWN1		499.00	499.00	649.00
12 x 12" Recessed Wall Niche					
	*9TWR1		29.00	29.00	39.00
10 1/2" Tension Rod with 3 Hooks (optional)					
	*9TWN3		699.00	699.00	899.00
12 x 12" Recessed Wall Niche with Door					
	*9TWN2		599.00	599.00	749.00
12 x 24" Recessed Wall Niche					
	*9TWR2		29.00	29.00	39.00
22 1/2" Tension Rod with 3 Hooks (optional)					
	*9TWN4		699.00	699.00	899.00
12" x 24" Recessed Wall Niche with Two Adjustable Shelves (for vertical use)					
	*9HSS1		990.00	990.00	1195.00
Shower Seat					

Model No & Description	FINISH PRICE CATEGORY		
	A CHROME	B OTHER	C GOLD
KITCHEN			
8AGNL or C Widespread Kitchen Set	499.00	699.00	N/A
			
8BGNL or C Widespread Kitchen Set with Hand Spray	699.00	949.00	N/A
			
8CGNL or C Single Hole Two Handle Kitchen Set with Hand Spray	749.00	999.00	N/A
			
8DGNL or C Single Hole Two Handle Kitchen Set	549.00	749.00	N/A
			
8ZGNL Single Control Kitchen Set	529.00	719.00	N/A
			


Model No & Description	FINISH PRICE CATEGORY		
	A CHROME	B OTHER	C GOLD
8EGNL or C Wall Mount Pot Fillers	749.00	1049.00	N/A
			
8HGNL or C Deck Mount Pot Fillers	749.00	1049.00	N/A
			
8JGNL Single Control Kitchen Set with Retractable Dual Function Spray	599.00	799.00	N/A
			
BAR			
8YGNL Single Control Bar Faucet	479.00	669.00	N/A
			
8PGNL or C Single Control Dual Handle Bar Faucet	499.00	699.00	N/A
			
8QGNL or C Single Control Dual Handle Bar Faucet with Hand Spray	699.00	949.00	N/A
			
9YSD2 Soap Dispenser	139.00	199.00	249.00
			



MAIN - BK
Black




ACCENT - RD
Red




1ARTQ BK RD
COLOUR MAIN FINISH WITH COLOUR ACCENT FINISH CONFIGURATION



MAIN - MR
Maroon




ACCENT - SB
Satin Brass




1GRTQ MR SB
COLOUR MAIN FINISH WITH METAL ACCENT FINISH CONFIGURATION



MAIN - PN
Polish Nickel



ACCENT - MR
Maroon



1ARTL PN MR
METAL MAIN FINISH WITH COLOUR ACCENT FINISH CONFIGURATION

r10














TYPICAL SPLIT FINISH CONFIGURATION

Metal Finishes

Color Finishes

CH Chrome	PN Polished Nickel	BB Bright Brass	RD Red	MW Matt White	WH White
					
GD Gold	SN Satin Nickel	SB Satin Brass	BK Black	MB Matt Black	MR Maroon
					
SC Satin Chrome	OB Oil Rubbed Bronze	ABM Antique Brass Matt	BJ Blu Jean	AQ Aqua	BD Bordeaux
					
ACM Antique Copper Matt	NB Natural Brass	TB Tuscan Brass			PH Purple Haze
					











Model No & Description	FINISH PRICE CATEGORY		
	A CHROME	B OTHER	C GOLD
 1ARTL (Lever Handle) Widespread Lav. Set (less drain)	699.00	999.00	1199.00
 1ARTQ (Square Handle) Widespread Lav. Set (less drain)	699.00	999.00	1199.00
 1BRTL 4" Centre Single Control Lav. Set (less drain)	599.00	849.00	999.00
 1KRTL Single Control Lav. Set (6 3/4" Aerator to Deck) (less drain)	599.00	849.00	999.00
 1GRTL or Q Wall Mount Lav. Set (less drain)			
T1GRTL or Q Trim Only <i>Note: Installed with R-10 Roughs only</i>	549.00	799.00	949.00
 1GR101 Rough-In Only <i>Note: For R-10 use Only</i>		325.00	
 1JRTL Wall Mount Single Control Lav (less drain)			
T1JRTL Trim Only <i>Note: Installed with R-10 Roughs only</i>	549.00	799.00	949.00
 1JR101 Rough-In Only <i>Note: For R-10 use Only</i>		325.00	

Model No & Description	FINISH PRICE CATEGORY		
	A CHROME	B OTHER	C GOLD
 6FRTL Single Hole Single Control Bidet Fitting (less drain)	769.00	989.00	1155.00
 6CRTL or Q Bidet Fitting with Spray, Diverter, with Vacuum Breaker (less drain)	1090.00	1499.00	1799.00
 9DPU13 9DPU12 Exposed Push-up Drain with Overflow	55.00	79.00	95.00
 9DPU15 9DPU14 Exposed Push-up Drain without Overflow	55.00	79.00	95.00
 9DPU6 9DPU5 Exposed Commercial Drain without Overflow	55.00	79.00	95.00
 9DPT1 Exposed P-Trap with Flange	79.00	129.00	159.00
 9DPT3 Exposed Bottle Trap with Flange	129.00	219.00	259.00
 9KLV2 Exposed Contemporary Supply Kit Includes: 9ASV2 (X2) Shut-Off, 9CFT2 (X2) Flex Tube, 9BSL1 (X1) Sleeve	275.00	399.00	495.00
<i>Note: Applicable to most Lavs and Bidets (some units may require adaptor 1/2"Mx3/8"M) For other options please refer to RUBINET BATH ESSENTIALS page</i>			
 9XFLTSW02 9CFT2 Exposed OPTIONAL Stainless Steel Supply Flex Tube (3/8" F x 11") Commonly used with Widespread Lavs and Bidets		19.00	
 9KAD1 Flex Tube Adaptor 1/2" M x 3/8" M		5.00	
 9KWC2 Exposed Toilet Supply Kit- Contemporary Includes: 9ASV2 (X1) Shut-Off, 9CFT1 (x1) Flex Tube, 9BSL1 (x1) Sleeve	145.00	209.00	249.00
 9XFLTTS01 9CFT1 Exposed Stainless Steel Toilet Supply Flextube (3/8" Str x 7/8" F x 11")		19.00	
 9XFLTTS01 9CFT1 Exposed Stainless Steel Toilet Supply Flextube (3/8" Str x 7/8" F x 11")	45.00	60.00	75.00

Exposed = All Visual Parts Are Finished

FINISH PRICE CATEGORY

FINISH PRICE CATEGORY

Model No & Description	FINISH PRICE CATEGORY		
	A CHROME	B OTHER	C GOLD
 5ARTL or Q Roman Tub Filler			
T5ARTL or Q Trim Only <i>Note: Installed with R-10 Roughs only</i>	725.00	999.00	1199.00
 5AR101 1/2" 5AR301 3/4" Rough-In Only <i>Note: For R-10 use only</i>		229.00	339.00
 5RRTL Pressure Balance Deck Mount Mixing Valve with Hand Held Shower			
T5RRTL Trim Only	549.00	790.00	949.00
 5RR100 Rough-In Only		269.00	
 3FRTL or Q Floor Mount Tub Filler	1949.00	2869.00	3295.00
 3GRTL or Q Floor Mount Tub Filler with Hand Held Shower	2395.00	3440.00	3995.00
 2ARTL or Q Three Valve Tub Filler with Diverter			
T2ARTL or Q Trim Only	489.00	729.00	890.00
 2AR100 Rough-In Only		375.00	
 3ARTL or Q Two Valve Tub Filler			
T3ARTL or Q Trim Only	329.00	498.00	598.00
 3AR100 Rough-In Only		280.00	

Model No & Description	FINISH PRICE CATEGORY		
	A CHROME	B OTHER	C GOLD
 2TRTW Wall Mount Tub Spout	417.00	671.00	839.00
 2TRTD Deck Mount Tub Spout	574.00	799.00	980.00
 2TRTF Floor Mount Tub Spout	879.00	1099.00	1260.00
 9EW02 22" 9EW03 27" Adjustable Cable Driven Tubular Waste & Overflow Solid Brass	268.00	309.00	339.00
T9EW00 Trim Only	69.00	110.00	140.00
 9ER02 22" 9ER03 27" Rough-In Only		199.00	229.00
 9EW10 22" Adjustable Cable Driven Tubular Waste & Overflow PVC with Brass Trim Only	168.00	209.00	239.00
T9EW10 Trim Only	69.00	110.00	140.00
 9ER10 Rough-In Only		99.00	
 9EW05 16" 9EW06 22" Adjustable Cable Driven Telescopic Waste & Overflow Solid Brass	168.00	209.00	239.00
T9EW00 Trim Only	69.00	110.00	140.00
 9ER05 16" 9ER06 22" Rough-In Only		99.00	110.00
 9EW08 22" Exposed Adjustable Plug & Chain Tubular Waste & Overflow Solid Brass	449.00	599.00	699.00
 9EW11 22" Exposed Adjustable Push-Up Tubular Waste & Overflow Solid Brass	449.00	599.00	699.00

R10

FINISH PRICE CATEGORY

Model No & Description

A B C
CHROME OTHER GOLD

FINISH PRICE CATEGORY

Model No & Description

A B C
CHROME OTHER GOLD



4YRTL
Pressure Balance
Shower Valve with Stops

T4YRTL 309.00 **480.00** **590.00**
Trim Only



4YR100 295.00
Rough-In Only



T2YRTL
Pressure Balance
Shower Valve with Stops
& Two Way Diverter

T2YRTL 375.00 **575.00** **699.00**
Trim Only



2YR100 399.00
Rough-In Only



T3YRTL
Pressure Balance Valve
with Stops & *Separate*
Three Way Diverter
with Shared Outlets

T3YRTL 508.00 **770.00** **939.00**
Trim Only



3YR100 524.00
Rough-In Only



T4XRTL
Three Way Diverter Valve
with Shared Outlets
in Between Functions

T4XRTL 199.00 **290.00** **349.00**
Trim Only



4XR100 229.00
Rough-In Only

Shown With
3 Function
Wall Mount
Shower Head



201RTL 3 Function **Wall Mount**
202RTL 8" **Wall Mount**
203RTL 8" **Ceiling Mount**
Pressure Balance
Shower with Fixed Shower
Head & Arm



T201RTL 3 Function **Wall Mount** 768.00 **1139.00** **1389.00**
T202RTL 8" **Wall Mount** 848.00 **1248.00** **1549.00**
T203RTL 8" **Ceiling Mount** 798.00 **1174.00** **1468.00**
Trim Only



4YR100 295.00
Rough-In Only

Shown With
8" Ceiling Mount
Shower Head



211RTL 3 Function **Wall Mount**
212RTL 8" **Wall Mount**
213RTL 8" **Ceiling Mount**
Pressure Balance
Shower with Fixed Shower
Head & Arm, Hand Held Shower,
Bar & Integral Supply



2YR100 399.00
Rough-In Only

Shown With
8" Wall Mount
Shower Head



221RTL 3 Function **Wall Mount**
222RTL 8" **Wall Mount**
223RTL 8" **Ceiling Mount**
Pressure Balance
Tub & Shower with Fixed Shower
Head & Arm with Tub Filler Spout



T221RTL 3 Function **Wall Mount** 1251.00 **1905.00** **2337.00**
T222RTL 8" **Wall Mount** 1331.00 **2014.00** **2497.00**
T223RTL 8" **Ceiling Mount** 1281.00 **1940.00** **2416.00**
Trim Only



2YR100 399.00
Rough-In Only

Shown With
8" Ceiling Mount
Shower Head



231RTL 3 Function **Wall Mount**
232RTL 8" **Wall Mount**
233RTL 8" **Ceiling Mount**
Pressure Balance Tub & Shower
with Three Way Diverter Shared
Flow, Fixed Shower Head & Arm,
Tub Filler Spout, Hand Held Shower,
Bar & Integral Supply

























3YR100 524.00
Rough-In Only

T231RTL 3 Function **Wall Mount** 2037.00 **3084.00** **3755.00**
T232RTL 8" **Wall Mount** 2117.00 **3193.00** **3915.00**
T233RTL 8" **Ceiling Mount** 2067.00 **3119.00** **3834.00**
Trim Only

FINISH PRICE CATEGORY

FINISH PRICE CATEGORY

Model No & Description	FINISH PRICE CATEGORY		
	A CHROME	B OTHER	C GOLD
 <p>4MRTO Temperature Control Valve with Stops</p> <p>T4MRTO Trim Only</p>	329.00	519.00	649.00
 <p>4MR100 1/2" 4MR300 3/4" Rough-In Only</p>	395.00	499.00	
 <p>4QRTL Temperature Control Valve with Stops & Volume Control</p> <p>T4QRTL Trim Only</p>	494.00	768.00	948.00
 <p>4QR100 1/2" 4QR300 3/4" Rough-In Only</p>	519.00	649.00	
 <p>4LRTL or Q Temperature Control Valve with Stops & Volume Control Plus One Other Volume Control</p> <p>T4LRTL or Q Trim Only</p>	659.00	1017.00	1247.00
 <p>4LR100 1/2" 4LR300 3/4" Rough-In Only</p>	619.00	788.00	
 <p>4NRTL or Q Temperature Control Valve with Stops & Three Volume Controls</p> <p>T4NRTL or Q Trim Only</p>	824.00	1268.00	1546.00
 <p>4NR100 1/2" 4NR300 3/4" Rough-In Only</p>	725.00	916.00	
 <p>4SRTL or Q Temperature Control Valve with Stops & Two Volume Controls</p> <p>T4SRTL or Q Trim Only</p>	749.00	1095.00	1340.00
 <p>4SR100 1/2" 4SR300 3/4" Rough-In Only</p>	629.00	798.00	

Model No & Description	FINISH PRICE CATEGORY		
	A CHROME	B OTHER	C GOLD
 <p>2QRTL Temperature Control Valve with Stops & Two Way Diverter with Shut-Off</p> <p>T2QRTL Trim Only</p>	494.00	768.00	948.00
 <p>2QR100 1/2" Rough-In Only</p>	595.00		
 <p>2RRTL or Q Temperature Control Valve with Stops, Two Way Diverter with Shut-Off, Plus One Other Extra Volume Control</p> <p>T2RRTL or Q Trim Only</p>	659.00	1017.00	1247.00
 <p>2RR100 1/2" Rough-In Only</p>	699.00		
 <p>2SRTL Temperature Control Valve with Stops & Separate Three Way Diverter with Shut-Offs in Between Functions</p> <p>T2SRTL Trim Only</p>	528.00	809.00	998.00
 <p>2SR100 1/2" Rough-In Only</p>	624.00		
 <p>3XRTL Three Way Diverter with Shut-Offs in Between Functions</p> <p>T3XRTL Trim Only</p>	199.00	290.00	349.00
 <p>3XR100 1/2" Rough-In Only</p>	229.00		
 <p>2XRTL Two Way Diverter with Shut-Off</p> <p>T2XRTL Trim Only</p>	199.00	290.00	349.00
 <p>2XR100 1/2" Rough-In Only</p>	195.00		
 <p>4KRTL or Q Volume Control Valve</p> <p>T4KRTL or Q Trim Only</p>	165.00	249.00	299.00
 <p>4KR100 1/2" 4KR300 3/4" Rough-In Only</p>	110.00	139.00	

R10

Model No & Description

A B C
CHROME OTHER GOLD

Model No & Description

A B C
CHROME OTHER GOLD

Shown With
8" Wall Mount
Shower Head

20RTL 3 Function Wall Mount
21RTL 8" Wall Mount
22RTL 8" Ceiling Mount
Temperature Control
Shower with Two Way Diverter
& Shut-Off, Hand Held Shower,
Bar, Integral Supply & Fixed
Shower Head & Arm



T20RTL 3 Function Wall Mount 1606.00 2411.00 2925.00
T21RTL 8" Wall Mount 1686.00 2520.00 3085.00
T22RTL 8" Ceiling Mount 1636.00 2446.00 3004.00
Trim Only



2QR100 1/2" 595.00
Rough-In Only

Shown With
8" Ceiling Mount
Shower Head

23RTL 3 Function Wall Mount
24RTL 8" Wall Mount
25RTL 8" Ceiling Mount
Temperature Control Tub
& Shower with Three Way
Diverter & Shut-Off, Hand Held
Shower, Bar, Integral Supply,
Wall Mount Tub Filler Spout and
Fixed Shower Head & Arm



T23RTL 3 Function Wall Mount 2057.00 3123.00 3814.00
T24RTL 8" Wall Mount 2137.00 3232.00 3974.00
T25RTL 8" Ceiling Mount 2087.00 3158.00 3893.00
Trim Only



2SR100 1/2" 624.00
Rough-In Only

Shown With
8" Wall Mount
Shower Head

26RTL or Q 3 Function Wall Mount
27RTL or Q 8" Wall Mount
28RTL or Q 8" Ceiling Mount
Temperature Control
Shower with Two Way Diverter
& Shut-Off, with One Separate
Volume Control, Hand Held
Shower, Bar Integral Supply,
Wall Mount Bidet / Foot Rinse &
Fixed Shower Head & Arm



T26RTL or Q 3 Function Wall Mount 2120.00 3109.00 3764.00
T27RTL or Q 8" Wall Mount 2200.00 3218.00 3924.00
T28RTL or Q 8" Ceiling Mount 2150.00 3144.00 3843.00
Trim Only



2RR100 1/2" 699.00
Rough-In Only

Shown With
3 Function
Wall Mount
Shower Head

30RTL or Q 3 Function Wall Mount
31RTL or Q 8" Wall Mount
32RTL or Q 8" Ceiling Mount
Temperature Control Shower with
Two Way Diverter & Shut-Off,
with One Separate Volume Control with
Hand Held Shower, Bar, Integral
Supply, Two Body Sprays & Fixed
Shower Head & Arm



T30RTL or Q 3 Function Wall Mount 2169.00 3238.00 3922.00
T31RTL or Q 8" Wall Mount 2249.00 3347.00 4082.00
T32RTL or Q 8" Ceiling Mount 2199.00 3273.00 4001.00
Trim Only



2RR100 1/2" 699.00
Rough-In Only

Shown With
8" Wall Mount
Shower Head

40RTL or Q 3 Function Wall Mount
41RTL or Q 8" Wall Mount
42RTL or Q 8" Ceiling Mount
Temperature Control Shower
with Two Separate Volume Controls,
Fixed Shower Head, Bar, Integral
Supply & Hand Held Shower



T40RTL or Q 3 Function Wall Mount 1771.00 2660.00 3224.00
T41RTL or Q 8" Wall Mount 1851.00 2769.00 3384.00
T42RTL or Q 8" Ceiling Mount 1801.00 2695.00 3303.00
Trim Only



4LR100 1/2" 619.00
Rough-In Only

Shown With
8" Wall Mount
Shower Head

45RTL or Q 3 Function Wall Mount
46RTL or Q 8" Wall Mount
47RTL or Q 8" Ceiling Mount
48RTL or Q 14" Ceiling Mount
Temperature Control Shower
with Three Separate Volume Controls,
Fixed Shower Head, Bar, Integral
Supply, Hand Held Shower
& Four Body Sprays


















T45RTL or Q 3 Function Wall Mount 2732.00 4067.00 4919.00
T46RTL or Q 8" Wall Mount 2812.00 4176.00 5079.00
T47RTL or Q 8" Ceiling Mount 2762.00 4102.00 4998.00
T48RTL or Q 14" Ceiling Mount 3668.00 5207.00 6260.00
Trim Only











4NR300 3/4" 916.00
Rough-In Only

Model No & Description	FINISH PRICE CATEGORY		
	A CHROME	B OTHER	C GOLD
 4F033 3 Function Shower Head with 8" Shower Arm & Flange	459.00	659.00	799.00
9SH03 3 Function Shower Head Only	329.00	480.00	590.00
9SA31 8" Shower Arm & Flange	130.00	179.00	209.00
 4F217 14" Shower Head with Ceiling Mount 8" x 3/4" Shower Arm & Mounting Flange	1395.00	1799.00	2140.00
9SH17 14" Shower Head Only	1255.00	1580.00	1880.00
9SA17 Ceiling Mount 8" x 3/4" Shower Arm & Mounting Flange	140.00	219.00	260.00
 4F021 8" Shower Head with Wall Mount 12" Shower Arm & Flange	539.00	768.00	959.00
4F221 8" Shower Head with Ceiling Mount 12" Shower Arm & Flange	489.00	694.00	878.00
9SH21 8" Shower Head Only	399.00	549.00	699.00
9SA21 12" Shower Arm & Flange	140.00	219.00	260.00
 9SA44 8" Ceiling Mount Shower Arm & Flange	90.00	145.00	179.00
4J010 EA 4J020 x2 4J040 x4 Body Spray with 1/2" NPT x 1/2" NPSM x 3" Nipple	199.00 398.00 798.00	289.00 578.00 1156.00	349.00 698.00 1396.00
 9HBD5 Wall Mount Bidet & Foot Rinse with Dual Function Spray	349.00	449.00	540.00
4GRT0 Single Function 4GRT3 3 Function Adjustable Slide Bar with Hand Held Shower Assembly	544.00 629.00	845.00 934.00	999.00 1138.00
9AB10 Adjustable Slide Bar Only	275.00	425.00	490.00
9FH01 Hose Only 1/2" x 1/2" x 60"	59.00	110.00	149.00
9HS10 Single Function 9HS30 3 Function Hand Held Shower Only	210.00 295.00	310.00 399.00	360.00 499.00
 4H010 Integral Supply with 1/2" NPT x 1/2" NPSM x 3" Nipple	99.00	139.00	179.00
 9WB10 Wall Bracket for Hand Held Shower	69.00	99.00	119.00
9HBD10 Hand Held Shower Bidet with Extended Reach & Dual Function Including Wall Bracket with Supply & Hose	397.00	578.00	699.00
9FH01 Hose Only 1/2" x 1/2" x 60"	59.00	110.00	149.00
9WB02 Wall Bracket with Integral Supply	99.00	139.00	179.00
9HBD1 Hand Held Shower Bidet	239.00	329.00	390.00

Model No & Description	FINISH PRICE CATEGORY		
	A CHROME	B OTHER	C GOLD
 4URT1 Bar with Inlet at Diverter. Includes 8" Shower Head, 12" Shower Arm, 30" Adjustable Slide Bar (can be cut to suit), Hand Held Shower & Diverter	1098.00	1690.00	2180.00
 4URT2 Bar with Inlet at Shower Head. Includes 8" Shower Head, 12" Shower Arm, 30" Adjustable Slide Bar (can be cut to suit), Hand Held Shower & Diverter	1299.00	1895.00	2380.00
<i>Note: Requires Mixing Valve with On / Off</i>			
 *9FSD32 32" *9FSD42 48" Linear Drain (Complete) Paisley Pattern	639.00 798.00	639.00 798.00	789.00 998.00
 *T9FSD32 32" *T9FSD42 48" Trim Only	349.00 449.00	349.00 449.00	499.00 649.00
 *9FSD33 32" *9FSD43 48" Linear Drain (Complete) XOXO Pattern	639.00 798.00	639.00 798.00	789.00 998.00
 *T9FSD33 32" *T9FSD43 48" Trim Only	349.00 449.00	349.00 449.00	499.00 649.00
9FSD30 32" 9FSD40 48" Rough-In Only			290.00 349.00
 *9FSD11 Standard *9FSD12 Paisley *9FSD13 XOXO Shower Drain for Acrylic Base (Complete)	58.00 85.00 85.00	58.00 85.00 85.00	69.00 99.00 99.00
 *T9FSD11 Standard *T9FSD12 Paisley *T9FSD13 XOXO Trim Only	39.00 66.00 66.00	39.00 66.00 66.00	50.00 80.00 80.00
9FSD10 Rough-In Only			19.00
 *9FSD21 Standard *9FSD22 Paisley *9FSD23 XOXO Shower Drain for Concrete Base (Complete)	72.00 99.00 99.00	72.00 99.00 99.00	83.00 113.00 113.00
 *T9FSD21 Standard *T9FSD22 Paisley *T9FSD23 XOXO Trim Only	39.00 66.00 66.00	39.00 66.00 66.00	50.00 80.00 80.00
9FSD20 Rough-In Only			33.00

Model No & Description		FINISH PRICE CATEGORY		
		A CHROME	B OTHER	C GOLD
 7ARTO 7BRT0 7CRT0 Towel Bar	18"	285.00	425.00	529.00
	24"	289.00	429.00	535.00
	30"	299.00	455.00	559.00
 7DRT0 Towel Ring		139.00	206.00	259.00
 7ERT0 Toilet Paper Holder (Double Post)		259.00	289.00	489.00
 7FRTO Toilet Paper Holder (Single Post)		139.00	206.00	259.00
 7HRT0 Robe Hook		139.00	206.00	259.00
 7NRT0 20" Shelf		369.00	519.00	599.00
 7ZRT0 Vanity Handle		49.00	75.00	99.00
 9GB05 9GB06 9GB07 Grab Bars	16"	269.00	349.00	409.00
	24"	289.00	364.00	429.00
	36"	333.00	419.00	485.00

Model No & Description	FINISH PRICE CATEGORY		
	A CHROME	B OTHER	C GOLD
 *9TTP1 Recessed Toilet Paper Holder	299.00	299.00	399.00
 *9TWN1 12 x 12" Recessed Wall Niche	499.00	499.00	649.00
 *9TWR1 10 1/2" Tension Rod with 3 Hooks (optional)	29.00	29.00	39.00
 *9TWN3 12 x 12" Recessed Wall Niche with Door	699.00	699.00	899.00
 *9TWN2 12 x 24" Recessed Wall Niche	599.00	599.00	749.00
 *9TWR2 22 1/2" Tension Rod with 3 Hooks (optional)	29.00	29.00	39.00
 *9TWN4 12"x 24" Recessed Wall Niche with Two Adjustable Shelves (for vertical use)	699.00	699.00	899.00
 *9HSS1 Shower Seat	990.00	990.00	1195.00

Model No &
Description

A B C
CHROME OTHER GOLD

8RTL
Single Control Kitchen Set
with Suspended
Industrial Spray

1195.00 1490.00 N/A



Note: can also be used on 8" centre

8LRTL
Single Control Kitchen Set
with Hand Spray

999.00 1249.00 N/A



Note: can also be used on 8" centre

8GRTL
Single Control Kitchen Set

799.00 999.00 N/A



Model No &
Description

A B C
CHROME OTHER GOLD

BAR

8SRTL
Single Control Bar Faucet
with Hand Spray

949.00 1199.00 N/A



Note: can also be used on 8" centre

8RRTL
Single Control Bar Faucet

749.00 949.00 N/A



Note: by adding 9YSD5 Soap Dispenser, can be used on 8" centre. Also suited for 4" Centre

9YSD5
Soap Dispenser

149.00 199.00 249.00






MAIN - PH
Purple Haze



ACCENT - JT
Jet Black Crystal




1JICL PH JT

COLOUR MAIN FINISH WITH CRYSTAL ACCENT FINISH CONFIGURATION



MAIN - SC
Satin Chrome



ACCENT - CL
Clear Crystal





1AICQ SC CL

METAL MAIN FINISH WITH CRYSTAL ACCENT FINISH CONFIGURATION

MAIN - GD
Gold

ACCENT - JT
Jet Black Crystal



1AICL GD JT
METAL MAIN FINISH WITH CRYSTAL ACCENT FINISH CONFIGURATION



TYPICAL SPLIT FINISH CONFIGURATION

Metal Finishes

Color Finishes

CH Chrome




PN Polished Nickel




BB Bright Brass




RD Red



MW Matt White




WH White




GD Gold




SN Satin Nickel




SB Satin Brass




BK Black



MB Matt Black




MR Maroon




SC Satin Chrome




OB Oil Rubbed Bronze




ABM Antique Brass Matt




BJ Blu Jean




AQ Aqua



BD Bordeaux




ACM Antique Copper Matt




NB Natural Brass



TB Tuscan Brass
























PH Purple Haze



FINISH PRICE CATEGORY

FINISH PRICE CATEGORY











Model No & Description	FINISH PRICE CATEGORY		
	A CHROME	B OTHER	C GOLD
 1AICL (Lever Handle) Widespread Lav. Set (less drain)	899.00 ◆ 1099.00	1149.00 1349.00	1399.00 1599.00
 1AICQ (sQuare Handle) Widespread Lav. Set (less drain)	899.00 ◆ 1099.00	1149.00 1349.00	1399.00 1599.00
 1MICL Single Control Lav Set (2 3/4" Aerator to Deck) (less drain)	599.00 ◆ 699.00	849.00 949.00	999.00 1099.00
 1NICL Single Control Lav. Set with Extended Base (8 5/8" Aerator to Deck) (less drain)	699.00 ◆ 799.00	949.00 1049.00	1099.00 1199.00
 1GICL or Q Wall Mount Lav. Set (less drain)			
T1GICL or Q Trim Only	699.00 ◆ 899.00	1049.00 1249.00	1299.00 1499.00
 1GR100 Rough-In Only		325.00	
 1JICL Wall Mount Single Control Lav. Set (less drain)			
 T1JICL Trim Only	599.00 ◆ 699.00	899.00 999.00	1049.00 1149.00
 1JR100 Rough-In Only		235.00	

Model No & Description	FINISH PRICE CATEGORY		
	A CHROME	B OTHER	C GOLD
 6FICL Single Hole Single Control Bidet Fitting (less drain)	659.00 ◆ 759.00	919.00 1019.00	1099.00 1199.00
 6CICL or Q Bidet Fitting with Spray, Diverter, with Vacuum Breaker (less drain)	1090.00 ◆ 1390.00	1499.00 1799.00	1799.00 2099.00
 9DPU13 9DPU12 Exposed Push-up Drain with Overflow	55.00 79.00	79.00 119.00	95.00 139.00
 9DPU15 9DPU14 Exposed Push-up Drain without Overflow	55.00 79.00	79.00 119.00	95.00 139.00
 9DPU6 9DPU5 Exposed Commercial Drain without Overflow	55.00 79.00	79.00 119.00	95.00 139.00
 9DPT1 Exposed P-Trap with Flange	79.00	129.00	159.00
 9DPT3 Exposed Bottle Trap with Flange	129.00	219.00	259.00
 9KLV2 Exposed Contemporary Supply Kit Includes: 9ASV2 (X2) Shut-Off 9CFT2 (X2) Flex Tube 9BSL1 (X1) Sleeve	275.00	399.00	495.00
<i>Note: Applicable to most Lavs and Bidets (some units may require adaptor 1/2" Mx3/8" M) For other options please refer to RUBINET BATH ESSENTIALS page</i>			
 9XFLTSW02 9CFT2 Exposed OPTIONAL Stainless Steel Supply Flex Tube (3/8" F x1/2" F x11") Commonly used with Widespread Lavs and Bidets		19.00 45.00	60.00 75.00
 9KAD1 Flex Tube Adaptor 1/2" M x 3/8" M		5.00	
 9KWC2 Exposed Toilet Supply Kit- Contemporary Includes: 9ASV2 (X1) Shut-Off, 9CFT1 (x1) Flex Tube, 9BSL1 (x1) Sleeve	145.00	209.00	249.00
 9XFLTTS01 9CFT1 Exposed Stainless Steel Toilet Supply Flextube (3/8" Str x 7/8" F x 11")	45.00	60.00	75.00

Exposed = All Visual Parts Are Finished

FINISH PRICE CATEGORY

FINISH PRICE CATEGORY












Model No & Description	FINISH PRICE CATEGORY		
	A CHROME	B OTHER	C GOLD
 5AICL or Q Roman Tub Filler			
T5AICL or Q Trim Only	869.00	1259.00	1499.00
	◆◆ 1069.00	◆◆ 1459.00	◆◆ 1699.00
 5AR100 1/2" 5AR300 3/4" Rough-In Only		229.00	339.00
 5RICL Pressure Balance Deck Mount Mixing Valve with Hand Held Shower			
T5RICL Trim Only	549.00	790.00	949.00
	◆◆ 649.00	◆◆ 890.00	◆◆ 1049.00
 5RR100 Rough-In Only		269.00	
 3FICL or Q Floor Mount Tub Filler	1949.00	2869.00	3295.00
	◆◆ 2149.00	◆◆ 3069.00	◆◆ 3495.00
 3GICL or Q Floor Mount Tub Filler with Hand Held Shower	2395.00	3490.00	3995.00
	◆◆ 2595.00	◆◆ 3690.00	◆◆ 4195.00
 2AICL or Q Three Valve Tub Filler with Diverter			
T2AICL or Q Trim Only	519.00	740.00	925.00
	◆◆ 819.00	◆◆ 1040.00	◆◆ 1225.00
 2AR100 Rough-In Only		375.00	
 3AICL or Q Two Valve Tub Filler			
T3AICL or Q Trim Only	349.00	499.00	619.00
	◆◆ 549.00	◆◆ 699.00	◆◆ 819.00
 3AR100 Rough-In Only		280.00	










Model No & Description	FINISH PRICE CATEGORY		
	A CHROME	B OTHER	C GOLD
 2TICW Wall Mount Tub Spout	366.00	550.00	670.00
 2TICD Deck Mount Tub Spout	619.00	917.00	998.00
 9EW02 22" 9EW03 27" Adjustable Cable Driven Tubular Waste & Overflow Solid Brass	268.00	309.00	339.00
	298.00	339.00	369.00
 T9EW00 Trim Only	69.00	110.00	140.00
 9ER02 22" 9ER03 27" Rough-In Only		199.00	229.00
 9EW010 22" Adjustable Cable Driven Tubular Waste & Overflow PVC with Brass Trim Only	168.00	209.00	239.00
 T9EW010 Trim Only	69.00	110.00	140.00
 9ER10 Rough-In Only		99.00	
 9EW05 16" 9EW06 22" Adjustable Cable Driven Telescopic Waste & Overflow Solid Brass	168.00	209.00	239.00
	179.00	220.00	250.00
 T9EW00 Trim Only	69.00	110.00	140.00
 9ER05 16" 9ER06 22" Rough-In Only		99.00	110.00
 9EW08 22" Exposed Adjustable Plug & Chain Tubular Waste & Overflow Solid Brass	449.00	599.00	699.00
 9EW011 22" Exposed Adjustable Push-Up Tubular Waste & Overflow Solid Brass	449.00	599.00	699.00

ICE

FINISH PRICE CATEGORY











FINISH PRICE CATEGORY













Model No & Description	FINISH PRICE CATEGORY		
	A CHROME	B OTHER	C GOLD
 <p>4YICL or Q Pressure Balance Shower Valve with Stops</p>			
	T4YICL or Q Trim Only	309.00 ◆◆ 409.00	480.00 580.00
 <p>4YR100 Rough-In Only</p>		295.00	
 <p>2YICL or Q Pressure Balance Shower Valve with Stops & Two Way Diverter</p>			
	T2YICL or Q Trim Only	375.00 ◆◆ 475.00	575.00 675.00
 <p>2YR100 Rough-In Only</p>		399.00	
 <p>3YICL or Q Pressure Balance Valve with Stops & <i>Separate</i> Three Way Diverter with Shared Outlets</p>			
	T3YICL or Q Trim Only	508.00 ◆◆ 708.00	770.00 970.00
 <p>3YR100 Rough-In Only</p>		524.00	
 <p>4XICL or Q Three Way Diverter Valve with Shared Outlets in Between Functions</p>			
	T4XICL or Q Trim Only	199.00 ◆◆ 299.00	290.00 390.00
 <p>4XR100 Rough-In Only</p>		229.00	
<p>Shown With 8" Wall Mount Shower Head</p>  <p>202ICL or Q 8" Wall Mount 203ICL or Q 8" Ceiling Mount Pressure Balance Shower with Fixed Shower Head & Arm</p>			
	T202ICL or Q 8" Wall Mount Trim Only	848.00 ◆◆ 948.00	1248.00 1348.00
 <p>T203ICL or Q 8" Ceiling Mount Trim Only</p>	798.00 ◆◆ 898.00	1174.00 1274.00	1468.00 1568.00
 <p>4YR100 Rough-In Only</p>		295.00	

Model No & Description	FINISH PRICE CATEGORY		
	A CHROME	B OTHER	C GOLD
<p>Shown With 8" Ceiling Mount Shower Head</p>  <p>212ICL or Q 8" Wall Mount 213ICL or Q 8" Ceiling Mount Pressure Balance Shower with Fixed Shower Head & Arm, Hand Held Shower, Bar & Integral Supply</p>			
	T212ICL or Q 8" Wall Mount Trim Only	1567.00 ◆◆ 1767.00	2327.00 2527.00
 <p>T213ICL or Q 8" Ceiling Mount Trim Only</p>	1517.00 ◆◆ 1717.00	2253.00 2453.00	2755.00 2955.00
 <p>2YR100 Rough-In Only</p>		399.00	
<p>Shown With 8" Wall Mount Shower Head</p>  <p>222ICL or Q 8" Wall Mount 223ICL or Q 8" Ceiling Mount Pressure Balance Tub & Shower with Fixed Shower Head & Arm with Tub Filler Spout</p>			
	T222ICL or Q 8" Wall Mount Trim Only	1331.00 ◆◆ 1431.00	2014.00 2114.00
 <p>T223ICL or Q 8" Ceiling Mount Trim Only</p>	1281.00 ◆◆ 1381.00	1940.00 2040.00	2416.00 2516.00
 <p>2YR100 Rough-In Only</p>		399.00	
<p>Shown With 8" Ceiling Mount Shower Head</p>  <p>232ICL or Q 8" Wall Mount 233ICL or Q 8" Ceiling Mount Pressure Balance Tub & Shower with Three Way Diverter Shared Flow, Fixed Shower Head & Arm, Tub Filler Spout, Hand Held Shower, Bar & Integral Supply</p>			
	T232ICL or Q 8" Wall Mount Trim Only	2117.00 ◆◆ 2417.00	3193.00 3493.00
 <p>T233ICL or Q 8" Ceiling Mount Trim Only</p>	2067.00 ◆◆ 2367.00	3119.00 3419.00	3834.00 4134.00
 <p>3YR100 Rough-In Only</p>		524.00	

FINISH PRICE CATEGORY

FINISH PRICE CATEGORY

Model No & Description	FINISH PRICE CATEGORY			
	A CHROME	B OTHER	C GOLD	
 <p>4MICQ Temperature Control Valve with Stops</p>	4MICQ	349.00	549.00	699.00
	T4MICQ Trim Only	◆◆ 449.00	649.00	799.00
 <p>4MR100 1/2" 4MR300 3/4" Rough-In Only</p>		395.00		
			499.00	
 <p>4QICL or Q Temperature Control Valve with Stops & Volume Control</p>	4QICL or Q	529.00	809.00	1009.00
	T4QICL or Q Trim Only	◆◆ 729.00	1009.00	1209.00
 <p>4QR100 1/2" 4QR300 3/4" Rough-In Only</p>		519.00		
			649.00	
 <p>4LICL or Q Temperature Control Valve with Stops & Volume Control Plus One Other Volume Control</p>	4LICL or Q	709.00	1069.00	1319.00
	T4LICL or Q Trim Only	◆◆ 1009.00	1369.00	1619.00
 <p>4LR100 1/2" 4LR300 3/4" Rough-In Only</p>		619.00		
			788.00	
 <p>4NICL or Q Temperature Control Valve with Stops & Three Volume Controls</p>	4NICL or Q	889.00	1329.00	1629.00
	T4NICL or Q Trim Only	◆◆ 1289.00	1729.00	2029.00
 <p>4NR100 1/2" 4NR300 3/4" Rough-In Only</p>		725.00		
			916.00	
 <p>4SICL or Q Temperature Control Valve with Stops & Two Volume Controls</p>	4SICL or Q	799.00	1149.00	1399.00
	T4SICL or Q Trim Only	◆◆ 1099.00	1449.00	1699.00
 <p>4SR100 1/2" 4SR300 3/4" Rough-In Only</p>		629.00		
			798.00	

Model No & Description	FINISH PRICE CATEGORY			
	A CHROME	B OTHER	C GOLD	
 <p>2QICL or Q Temperature Control Valve with Stops & Two Way Diverter with Shut-Off</p>	2QICL or Q	529.00	809.00	1009.00
	T2QICL or Q Trim Only	◆◆ 729.00	1009.00	1209.00
 <p>2QR100 1/2" Rough-In Only</p>			595.00	
 <p>2RICL or Q Temperature Control Valve with Stops, Two Way Diverter with Shut-Off, Plus One Other Extra Volume Control</p>	2RICL or Q	709.00	1069.00	1319.00
	T2RICL or Q Trim Only	◆◆ 1009.00	1369.00	1619.00
 <p>2RR100 1/2" Rough-In Only</p>			699.00	
 <p>2SICL or Q Temperature Control Valve with Stops & Separate Three Way Diverter with Shut-Offs in Between Functions</p>	2SICL or Q	514.00	798.00	994.00
	T2SICL or Q Trim Only	◆◆ 714.00	998.00	1194.00
 <p>2SR100 1/2" Rough-In Only</p>			624.00	
 <p>3XICL or Q Three Way Diverter with Shut-Offs in Between Functions</p>	3XICL or Q	165.00	249.00	295.00
	T3XICL or Q Trim Only	◆◆ 265.00	349.00	395.00
 <p>3XR100 1/2" Rough-In Only</p>			229.00	
 <p>2XICL or Q Two Way Diverter with Shut-Off</p>	2XICL or Q	165.00	249.00	295.00
	T2XICL or Q Trim Only	◆◆ 265.00	349.00	395.00
 <p>2XR100 1/2" Rough-In Only</p>			195.00	
 <p>4KICL or Q Volume Control Valve</p>	4KICL or Q	180.00	260.00	310.00
	T4KICL or Q Trim Only	◆◆ 280.00	360.00	410.00
 <p>4KR100 1/2" 4KR300 3/4" Rough-In Only</p>			110.00	
				139.00

FINISH PRICE CATEGORY

FINISH PRICE CATEGORY

Model No & Description

A B C
CHROME OTHER GOLD

Model No & Description

A B C
CHROME OTHER GOLD

Shown With
8" Wall Mount
Shower Head

21ICL or Q 8" Wall Mount
22ICL or Q 8" Ceiling Mount
Temperature Control
Shower with Two Way Diverter
& Shut-Off, Hand Held Shower,
Bar, Integral Supply & Fixed
Shower Head & Arm



T21ICL or Q 8" Wall Mount 1721.00 2561.00 3146.00
◆◆ 2021.00 2861.00 3446.00

T22ICL or Q 8" Ceiling Mount 1671.00 2487.00 3065.00
Trim Only ◆◆ 1971.00 2787.00 3365.00



2QR100 1/2" 595.00
Rough-In Only

Shown With
8" Ceiling Mount
Shower Head

24ICL or Q 8" Wall Mount
25ICL or Q 8" Ceiling Mount
Temperature Control Tub
& Shower with Three Way
Diverter & Shut-Off, Hand Held
Shower, Bar, Integral Supply,
Wall Mount Tub Filler Spout and
Fixed Shower Head & Arm



T24ICL or Q 8" Wall Mount 2072.00 3100.00 3801.00
◆◆ 2372.00 3400.00 4201.00

T25ICL or Q 8" Ceiling Mount 2022.00 3026.00 3720.00
Trim Only ◆◆ 2322.00 3326.00 4020.00



2SR100 1/2" 624.00
Rough-In Only

Shown With
8" Wall Mount
Shower Head

27ICL or Q 8" Wall Mount
28ICL or Q 8" Ceiling Mount
Temperature Control
Shower with Two Way Diverter
& Shut-Off, with One Separate
Volume Control, Hand Held
Shower, Bar Integral Supply,
Wall Mount Bidet / Foot Rinse &
Fixed Shower Head & Arm



T27ICL or Q 8" Wall Mount 2250.00 3270.00 3996.00
◆◆ 2650.00 3670.00 4396.00

T28ICL or Q 8" Ceiling Mount 2200.00 3196.00 3915.00
Trim Only ◆◆ 2600.00 3596.00 4315.00



2RR100 1/2" 699.00
Rough-In Only

Shown With
8" Ceiling Mount
Shower Head

31ICL or Q 8" Wall Mount
32ICL or Q 8" Ceiling Mount
Temperature Control
Shower with Two Way Diverter
& Shut-Off, with One Separate Volume
Control with Hand Held Shower,
Bar, Integral Supply, Two Body
Sprays & Fixed Shower Head



T31ICL or Q 8" Wall Mount 2299.00 3399.00 4154.00
◆◆ 2699.00 3799.00 4554.00

T32ICL or Q 8" Ceiling Mount 2249.00 3325.00 4073.00
Trim Only ◆◆ 2649.00 3725.00 4473.00



2RR100 1/2" 699.00
Rough-In Only

Shown With
8" Wall Mount
Shower Head

41ICL or Q 8" Wall Mount
42ICL or Q 8" Ceiling Mount
Temperature Control Shower
with Two Separate Volume Controls,
Fixed Shower Head, Bar, Integral
Supply & Hand Held Shower



T41ICL or Q 8" Wall Mount 1901.00 2821.00 3456.00
◆◆ 2301.00 3221.00 3856.00

T42ICL or Q 8" Ceiling Mount 1851.00 2747.00 3375.00
Trim Only ◆◆ 2251.00 3147.00 3775.00



4LR100 1/2" 619.00
Rough-In Only

Shown With
14" Ceiling Mount
Shower Head

46ICL or Q 8" Wall Mount
47ICL or Q 8" Ceiling Mount
48ICL or Q 14" Ceiling Mount
Temperature Control Shower
with Three Separate Volume
Controls, Fixed Shower Head,
Bar, Integral Supply, Hand Held
Shower & Four Body Sprays



T46ICL or Q 8" Wall Mount 2787.00 4057.00 4932.00
◆◆ 3287.00 4557.00 5432.00

T47ICL or Q 8" Ceiling Mount 2737.00 3983.00 4851.00
◆◆ 3237.00 4483.00 5351.00









T48ICL or Q 14" Ceiling Mount 3643.00 5088.00 6113.00
Trim Only ◆◆ 4143.00 5588.00 6613.00








4NR300 3/4" 916.00
Rough-In Only

Model No & Description	FINISH PRICE CATEGORY		
	A CHROME	B OTHER	C GOLD
 4F217 14" Shower Head with Ceiling Mount 8" x 3/4" Shower Arm & Mounting Flange	1395.00	1799.00	2140.00
9SH17 14" Shower Head Only	1255.00	1580.00	1880.00
9SA17 Ceiling Mount 8" x 3/4" Shower Arm & Mounting Flange	140.00	219.00	260.00
4F015 8" Shower Head with Wall Mount 12" Shower Arm & Flange	539.00	768.00	959.00
4F221 8" Shower Head with Ceiling Mount 8" Shower Arm & Flange	489.00	694.00	878.00
9SH21 8" Shower Head Only	399.00	549.00	699.00
9SA45 12" Shower Arm & Flange	140.00	219.00	260.00
9SA44 8" Ceiling Mount Shower Arm & Flange	90.00	145.00	179.00
4J007 EA. 4J027 x2 4J047 x4 Body Spray with 1/2" NPT x 1/2" NPSM x 3" Nipple	199.00 398.00 798.00	289.00 578.00 1156.00	349.00 698.00 1396.00
9HBD5 Wall Mount Bidet & Foot Rinse with Dual Function Spray	349.00	449.00	540.00
4GIC0 Single Function	544.00 644.00	845.00 945.00	999.00 1099.00
4GIC3 3 Function Adjustable Slide Bar with Hand Held Shower Assembly	629.00 729.00	934.00 1034.00	1138.00 1238.00
9AB07 Adjustable Slide Bar Only	275.00 375.00	425.00 525.00	490.00 590.00
9FH01 Hose Only 1/2" x 1/2" x 60"	59.00	110.00	149.00
9HS10 Single Function	210.00	310.00	360.00
9HS30 3 Function Hand Held Shower Only	295.00	399.00	499.00
4H007 Integral Supply with 1/2" NPT x 1/2" NPSM x 3" Nipple	99.00	139.00	179.00
9WB10 Wall Bracket for Hand Held Shower	69.00	99.00	119.00
9HBD10 Hand Held Shower Bidet with Extended Reach & Dual Function Including Wall Bracket with Supply & Hose	397.00	578.00	699.00
9FH01 Hose Only 1/2" x 1/2" x 60"	59.00	110.00	149.00
9WB02 Wall Bracket with Integral Supply	99.00	139.00	179.00
9HBD1 Hand Held Shower Bidet	239.00	329.00	390.00

Model No & Description	FINISH PRICE CATEGORY		
	A CHROME	B OTHER	C GOLD
4UIC1 Bar with Inlet at Diverter. Includes 8" Shower Head, 12" Shower Arm, 30" Adjustable Slide Bar (can be cut to suit), Hand Held Shower & Diverter	1098.00	1690.00	2180.00
4UIC2 Bar with Inlet at Shower Head. Includes 8" Shower Head, 12" Shower Arm, 30" Adjustable Slide Bar (can be cut to suit), Hand Held Shower & Diverter	1299.00	1895.00	2380.00
<i>Note: Requires Mixing Valve with On/Off</i>			
*9FSD32 32" Linear Drain (Complete) Paisley Pattern	639.00	639.00	789.00
*9FSD42 48" Linear Drain (Complete) Paisley Pattern	798.00	798.00	998.00
*T9FSD32 32" Trim Only	349.00	349.00	499.00
*T9FSD42 48" Trim Only	449.00	449.00	649.00
*9FSD33 32" Linear Drain (Complete) XOXO Pattern	639.00	639.00	789.00
*9FSD43 48" Linear Drain (Complete) XOXO Pattern	798.00	798.00	998.00
*T9FSD33 32" Trim Only	349.00	349.00	499.00
*T9FSD43 48" Trim Only	449.00	449.00	649.00
9FSD30 32" Rough-In Only			290.00
9FSD40 48" Rough-In Only			349.00
*9FSD11 Standard Shower Drain for Acrylic Base (Complete)	58.00	58.00	69.00
*9FSD12 Paisley Shower Drain for Acrylic Base (Complete)	85.00	85.00	99.00
*9FSD13 XOXO Shower Drain for Acrylic Base (Complete)	85.00	85.00	99.00
*T9FSD11 Standard Trim Only	39.00	39.00	50.00
*T9FSD12 Paisley Trim Only	66.00	66.00	80.00
*T9FSD13 XOXO Trim Only	66.00	66.00	80.00
9FSD10 Rough-In Only			19.00
*9FSD21 Standard Shower Drain for Concrete Base (Complete)	72.00	72.00	83.00
*9FSD22 Paisley Shower Drain for Concrete Base (Complete)	99.00	99.00	113.00
*9FSD23 XOXO Shower Drain for Concrete Base (Complete)	99.00	99.00	113.00
*T9FSD21 Standard Trim Only	39.00	39.00	50.00
*T9FSD22 Paisley Trim Only	66.00	66.00	80.00
*T9FSD23 XOXO Trim Only	66.00	66.00	80.00
9FSD20 Rough-In Only			33.00

Model No & Description		FINISH PRICE CATEGORY		
		A CHROME	B OTHER	C GOLD
7AICO	18"	285.00 385.00	422.00 522.00	529.00 629.00
 7BICO	24"	288.00 388.00	429.00 529.00	535.00 635.00
7CICO Towel Bar	30"	299.00 399.00	455.00 555.00	559.00 659.00
 7DICO Towel Ring		136.00 186.00	205.00 255.00	265.00 315.00
 7EICO Toilet Paper Holder (Double Post)		265.00 365.00	389.00 489.00	490.00 590.00
 7FICO Toilet Paper Holder (Single Post)		136.00 186.00	205.00 255.00	265.00 315.00
 7HICO Robe Hook		115.00 165.00	185.00 235.00	239.00 289.00
7NICO	21"	358.00 458.00	498.00 598.00	590.00 690.00
 7PICO Glass Shelf	12"	358.00 458.00	498.00 598.00	590.00 690.00
7QICO	18"	375.00 475.00	529.00 629.00	635.00 735.00
 7RICO	24"	386.00 486.00	539.00 639.00	645.00 745.00
7SICO Dual Towel Bar	30"	398.00 498.00	559.00 659.00	675.00 775.00
 7ZICO Vanity Handle		39.00 89.00	55.00 105.00	69.00 119.00

Model No & Description		FINISH PRICE CATEGORY		
		A CHROME	B OTHER	C GOLD
 9GB05	16"	269.00	349.00	409.00
9GB06	24"	289.00	364.00	429.00
9GB07	36"	333.00	419.00	485.00
Grab Bars				
 *9TTP1 Recessed Toilet Paper Holder		299.00	299.00	399.00
 *9TWN1 12 x 12" Recessed Wall Niche		499.00	499.00	649.00
 *9TWR1 10 1/2" Tension Rod with 3 Hooks (optional)		29.00	29.00	39.00
 *9TWN3 12 x 12" Recessed Wall Niche with Door		699.00	699.00	899.00
 *9TWN2 12 x 24" Recessed Wall Niche		599.00	599.00	749.00
 *9TWR2 22 1/2" Tension Rod with 3 Hooks (optional)		29.00	29.00	39.00
 *9TWN4 12" x 24" Recessed Wall Niche with Two Adjustable Shelves (for vertical use)		699.00	699.00	899.00
 *9HSS1 Shower Seat		990.00	990.00	1195.00

FINISH PRICE CATEGORY

Model No & Description

A B C
CHROME OTHER GOLD

8IICL
Single Control
Kitchen Set with
Suspended **Industrial Spray**

1249.00 1540.00 N/A
◆◆ **1349.00 1640.00 N/A**



8LICL
Single Control Kitchen Set
with **Hand Spray**

1049.00 1299.00 N/A
◆◆ **1149.00 1399.00 N/A**



8MICL
Single Control Kitchen Set

849.00 1049.00 N/A
◆◆ **949.00 1149.00 N/A**



FINISH PRICE CATEGORY

Model No & Description

A B C
CHROME OTHER GOLD

8NICL
Single Control Bar Faucet
with **Hand Spray**

949.00 1249.00 N/A
◆◆ **1049.00 1349.00 N/A**



8OICL
Single Control Bar Faucet

749.00 999.00 N/A
◆◆ **849.00 1099.00 N/A**




9YSD4
Soap Dispenser

149.00 199.00 249.00





MAIN - BD
Bordeaux




ACCENT - BB
Bright Brass




1AMQ1 BD BB
COLOUR MAIN FINISH WITH METAL ACCENT FINISH CONFIGURATION



MAIN - MB
Matt Black



ACCENT - PH
Purple Haze




1MMQL MB PH
COLOUR MAIN FINISH WITH COLOUR ACCENT FINISH CONFIGURATION



MAIN - CH
Chrome



ACCENT - MR
Maroon



1AMQL CH MR
METAL MAIN FINISH WITH COLOUR ACCENT FINISH CONFIGURATION



TYPICAL SPLIT FINISH CONFIGURATION











Metal Finishes













Color Finishes

CH Chrome 	PN Polished Nickel 	BB Bright Brass 	RD Red 	MW Matt White 	WH White 
GD Gold 	SN Satin Nickel 	SB Satin Brass 	BK Black 	MB Matt Black 	MR Maroon 
SC Satin Chrome 	OB Oil Rubbed Bronze 	ABM Antique Brass Matt 	BJ Blu Jean 	AQ Aqua 	BD Bordeaux 
ACM Antique Copper Matt 	NB Natural Brass 	TB Tuscan Brass 			PH Purple Haze 

FINISH PRICE CATEGORY

FINISH PRICE CATEGORY









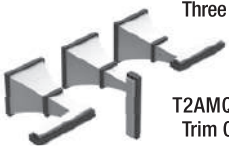
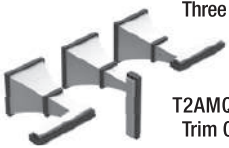




Model No & Description	FINISH PRICE CATEGORY		
	A CHROME	B OTHER	C GOLD
 1AMQL (Lever Handle) Widespread Lav. Set (less drain)	1099.00	1349.00	1599.00
 1AMQ1 (sQuare Handle) Widespread Lav. Set (less drain)	1099.00	1349.00	1599.00
 1MMQL Single Control Lav. Set (2 5/8" Aerator to Deck) (less drain)	699.00	949.00	1099.00
 1NMQL Single Control Lav. Set with Extended Base (8 9/16" Aerator to Deck) (less drain)	799.00	1049.00	1199.00
 1GMQL or 1 Wall Mount Lav. Set (less drain)			
 T1GMQL or 1 Trim Only	899.00	1249.00	1499.00
 1GR100 Rough-In Only		325.00	
 1JMQL Wall Mount Single Control Lav. Set (less drain)			
 T1JMQL Trim Only	699.00	999.00	1149.00
 1JR100 Rough-In Only		235.00	

Model No & Description	FINISH PRICE CATEGORY		
	A CHROME	B OTHER	C GOLD
 6FMQ1 Single Hole Single Control Bidet Fitting (less drain)	759.00	1019.00	1198.00
 6CMQL or 1 Bidet Fitting with Spray, Diverter, with Vacuum Breaker (less drain)	1390.00	1799.00	2099.00
 9DPU13 9DPU12 Exposed Push-up Drain with Overflow	55.00	79.00	95.00
 9DPU15 9DPU14 Exposed Push-up Drain without Overflow	55.00	79.00	95.00
 9DPU6 9DPU5 Exposed Commercial Drain without Overflow	55.00	79.00	95.00
 9DPT1 Exposed P-Trap with Flange	79.00	129.00	159.00
 9DPT3 Exposed Bottle Trap with Flange	129.00	219.00	259.00
 9KLV2 Exposed Contemporary Supply Kit Includes: 9ASV2 (X2) Shut-Off, 9CFT2 (X2) Flex Tube, 9BSL1 (X1) Sleeve	275.00	399.00	495.00
<i>Note: Applicable to most Lavs and Bidets (some units may require adaptor 1/2"Mx3/8"M) For other options please refer to RUBINET BATH ESSENTIALS page</i>			
 9XFLTSW02 9CFT2 Exposed OPTIONAL Stainless Steel Supply Flex Tube (3/8" F x 11") Commonly used with Widespread Lavs and Bidets	45.00	60.00	75.00
 9KAD1 Flex Tube Adaptor 1/2" M x 3/8" M		5.00	
 9KWC2 Exposed Toilet Supply Kit- Contemporary Includes: 9ASV2 (X1) Shut-Off, 9CFT1 (x1) Flex Tube, 9BSL1 (x1) Sleeve	145.00	209.00	249.00
 9XFLTTS01 9CFT1 Exposed Stainless Steel Toilet Supply Flextube (3/8" Str x 7/8" F x 11")	45.00	60.00	75.00

Exposed = All Visual Parts Are Finished

FINISH PRICE CATEGORY











FINISH PRICE CATEGORY







Model No & Description	FINISH PRICE CATEGORY		
	A CHROME	B OTHER	C GOLD
 <p>5AMQL or 1 Roman Tub Filler</p>			
 <p>T5AMQL or 1 Trim Only</p>	1069.00	1459.00	1699.00
 <p>5AR100 1/2" 5AR300 3/4" Rough-In Only</p>		229.00	339.00
 <p>5RMQ1 Pressure Balance Deck Mount Mixing Valve with Hand Held Shower</p>			
 <p>T5RMQ1 Trim Only</p>	649.00	890.00	1049.00
 <p>5RR100 Rough-In Only</p>		269.00	
 <p>3FMQL or 1 Floor Mount Tub Filler</p>	2149.00	3069.00	3495.00
 <p>3GMQL or 1 Floor Mount Tub Filler with Hand Held Shower</p>	2595.00	3690.00	4195.00
 <p>2AMQL or 1 Three Valve Tub Filler with Diverter</p>			
 <p>T2AMQL or 1 Trim Only</p>	819.00	1040.00	1225.00
 <p>2AR100 Rough-In Only</p>		375.00	
 <p>3AMQL or 1 Two Valve Tub Filler</p>			
 <p>T3AMQL or 1 Trim Only</p>	549.00	699.00	819.00
 <p>3AR100 Rough-In Only</p>		280.00	

Model No & Description	FINISH PRICE CATEGORY		
	A CHROME	B OTHER	C GOLD
 <p>2TMQW Wall Mount Tub Spout</p>	366.00	550.00	670.00
 <p>2TMQD Deck Mount Tub Spout</p>	619.00	917.00	998.00
 <p>9EW02 22" 9EW03 27" Adjustable Cable Driven Tubular Waste & Overflow Solid Brass</p>	268.00	309.00	339.00
 <p>T9EW00 Trim Only</p>	69.00	110.00	140.00
 <p>9ER02 22" 9ER03 27" Rough-In Only</p>		199.00	229.00
 <p>9EW010 22" Adjustable Cable Driven Tubular Waste & Overflow PVC with Brass Trim Only</p>	168.00	209.00	239.00
 <p>T9EW010 Trim Only</p>	69.00	110.00	140.00
 <p>9ER10 Rough-In Only</p>		99.00	
 <p>9EW05 16" 9EW06 22" Adjustable Cable Driven Telescopic Waste & Overflow Solid Brass</p>	168.00	209.00	239.00
 <p>T9EW00 Trim Only</p>	69.00	110.00	140.00
 <p>9ER05 16" 9ER06 22" Rough-In Only</p>		99.00	110.00
 <p>9EW08 22" Exposed Adjustable Plug & Chain Tubular Waste & Overflow Solid Brass</p>	449.00	599.00	699.00
 <p>9EW011 22" Exposed Adjustable Push-Up Tubular Waste & Overflow Solid Brass</p>	449.00	599.00	699.00

FINISH PRICE CATEGORY











FINISH PRICE CATEGORY













Model No & Description	A CHROME	B OTHER	C GOLD
 <p>4YMQL or 1 Pressure Balance Shower Valve with Stops</p>			
<p>T4YMQL or 1 Trim Only</p>	409.00	580.00	690.00
 <p>4YR100 Rough-In Only</p>		295.00	
 <p>2YMQ or 1 Pressure Balance Shower Valve with Stops & Two Way Diverter</p>			
<p>T2YMQ or 1 Trim Only</p>	475.00	675.00	799.00
 <p>2YR100 Rough-In Only</p>		399.00	
 <p>3YMQ or 1 Pressure Balance Valve with Stops & <i>Separate</i> Three Way Diverter with Shared Outlets</p>			
<p>T3YMQ or 1 Trim Only</p>	708.00	970.00	1139.00
 <p>3YR100 Rough-In Only</p>		524.00	
 <p>4XMQ or 1 Three Way Diverter Valve with Shared Outlets in Between Functions</p>			
<p>T4XMQ or 1 Trim Only</p>	299.00	390.00	449.00
 <p>4XR100 Rough-In Only</p>		229.00	
<p>Shown With 8" Wall Mount Shower Head</p>  <p>202MQL or 1 8" Wall Mount 203MQL or 1 8" Ceiling Mount Pressure Balance Shower with Fixed Shower Head & Arm</p>			
<p>T202MQL or 1 8" Wall Mount T203MQL or 1 8" Ceiling Mount Trim Only</p>	948.00	1348.00	1649.00
 <p>4YR100 Rough-In Only</p>		295.00	

Model No & Description	A CHROME	B OTHER	C GOLD
<p>Shown With 8" Ceiling Mount Shower Head</p>  <p>212MQL or 1 8" Wall Mount 213MQL or 1 8" Ceiling Mount Pressure Balance Shower with Fixed Shower Head & Arm, Hand Held Shower, Bar & Integral Supply</p>			
<p>T212MQL or 1 8" Wall Mount T213MQL or 1 8" Ceiling Mount Trim Only</p>	1767.00	2527.00	3036.00
 <p>2YR100 Rough-In Only</p>		399.00	
<p>Shown With 8" Wall Mount Shower Head</p>  <p>222MQL or 1 8" Wall Mount 223MQL or 1 8" Ceiling Mount Pressure Balance Tub & Shower with Fixed Shower Head & Arm with Tub Filler Spout</p>			
<p>T222MQL or 1 8" Wall Mount T223MQL or 1 8" Ceiling Mount Trim Only</p>	1431.00	2114.00	2597.00
 <p>2YR100 Rough-In Only</p>		399.00	
<p>Shown With 8" Ceiling Mount Shower Head</p>  <p>232MQL or 1 8" Wall Mount 233MQL or 1 8" Ceiling Mount Pressure Balance Tub & Shower with Three Way Diverter Shared Flow, Fixed Shower Head & Arm, Tub Filler Spout, Hand Held Shower, Bar & Integral Supply</p>			
<p>T232MQL or 1 8" Wall Mount T233MQL or 1 8" Ceiling Mount Trim Only</p>	2417.00	3493.00	4215.00
 <p>3YR100 Rough-In Only</p>		524.00	

FINISH PRICE CATEGORY

FINISH PRICE CATEGORY

Model No & Description	FINISH PRICE CATEGORY		
	A CHROME	B OTHER	C GOLD
 <p>4MMQ1 Temperature Control Valve with Stops</p> <p>T4MMQ1 or 1 Trim Only</p>	449.00	649.00	799.00
 <p>4MR100 1/2" 4MR300 3/4" Rough-In Only</p>		395.00 499.00	
 <p>4QMQ1 or 1 Temperature Control Valve with Stops & Volume Control</p> <p>T4QMQ1 or 1 Trim Only</p>	729.00	1009.00	1209.00
 <p>4QR100 1/2" 4QR300 3/4" Rough-In Only</p>		519.00 649.00	
 <p>4LMQ1 or 1 Temperature Control Valve with Stops & Volume Control Plus One Other Volume Controls</p> <p>T4LMQ1 or 1 Trim Only</p>	1009.00	1369.00	1619.00
 <p>4LR100 1/2" 4LR300 3/4" Rough-In Only</p>		619.00 788.00	
 <p>4NMQ1 or 1 Temperature Control Valve with Stops & Three Volume Control</p> <p>T4NMQ1 or 1 Trim Only</p>	1289.00	1729.00	2029.00
 <p>4NR100 1/2" 4NR300 3/4" Rough-In Only</p>		725.00 916.00	
 <p>4SMQ1 or 1 Temperature Control Valve with Stops & Two Volume Controls</p> <p>T4SMQ1 or 1 Trim Only</p>	1099.00	1449.00	1699.00
 <p>4SR100 1/2" 4SR300 3/4" Rough-In Only</p>		629.00 798.00	

Model No & Description	FINISH PRICE CATEGORY		
	A CHROME	B OTHER	C GOLD
 <p>2QMQL or 1 Temperature Control Valve with Stops & Two Way Diverter with Shut-Off</p> <p>T2QMQL or 1 Trim Only</p>	729.00	1009.00	1209.00
 <p>2QR100 1/2" Rough-In Only</p>		595.00	
 <p>2RMQL or 1 Temperature Control Valve with Stops, Two Way Diverter with Shut-Offs, Plus One Other Extra Volume Control</p> <p>T2RMQL or 1 Trim Only</p>	1009.00	1369.00	1619.00
 <p>2RR100 1/2" Rough-In Only</p>		699.00	
 <p>2SMQ1 or 1 Temperature Control Valve with Stops & Separate Three Way Diverter with Shut-Offs in Between Functions</p> <p>T2SMQ1 or 1 Trim Only</p>	714.00	998.00	1194.00
 <p>2SR100 1/2" Rough-In Only</p>		624.00	
 <p>3XMQL or 1 Three Way Diverter with Shut-Offs in Between Functions</p> <p>T3XMQL or 1 Trim Only</p>	265.00	349.00	395.00
 <p>3XR100 1/2" Rough-In Only</p>		229.00	
 <p>2XMQL or 1 Two Way Diverter with Shut-Off</p> <p>T2XMQL or 1 Trim Only</p>	265.00	349.00	395.00
 <p>2XR100 1/2" Rough-In Only</p>		195.00	
 <p>4KMQL or 1 Volume Control Valve</p> <p>T4KMQL or 1 Trim Only</p>	280.00	360.00	410.00
 <p>4KR100 1/2" 4KR300 3/4" Rough-In Only</p>		110.00 139.00	

MO

Model No & Description

A CHROME B OTHER C GOLD

Model No & Description

A CHROME B OTHER C GOLD

Shown With 8" Wall Mount Shower Head

21MQL or 1 8" Wall Mount
22MQL or 1 8" Ceiling Mount
Temperature Control Shower with Two Way Diverter & Shut-Off, Hand Held Shower, Bar, Integral Supply & Fixed Shower Head & Arm



T21MQL or 1 8" Wall Mount 2021.00 2861.00 3446.00
T22MQL or 1 8" Ceiling Mount 1971.00 2787.00 3365.00
Trim Only



2QR100 1/2" 595.00
Rough-In Only

Shown With 8" Ceiling Mount Shower Head

24MQL or 1 8" Wall Mount
25MQL or 1 8" Ceiling Mount
Temperature Control Tub & Shower with Three Way Diverter & Shut-Off, Hand Held Shower, Bar, Integral Supply, Wall Mount Tub Filler Spout and Fixed Shower Head & Arm



T24MQL or 1 8" Wall Mount 2372.00 3400.00 4201.00
T25MQL or 1 8" Ceiling Mount 2322.00 3326.00 4020.00
Trim Only



2SR100 1/2" 624.00
Rough-In Only

Shown With 8" Wall Mount Shower Head

27MQL or 1 8" Wall Mount
28MQL or 1 8" Ceiling Mount
Temperature Control Shower with Two Way Diverter & Shut-Off, with One Separate Volume Control, Hand Held Shower, Bar Integral Supply, Wall Mount Bidet / Foot Rinse & Fixed Shower Head & Arm



T27MQL or 1 8" Wall Mount 2650.00 3670.00 4396.00
T28MQL or 1 8" Ceiling Mount 2600.00 3596.00 4315.00
Trim Only



2RR100 1/2" 699.00
Rough-In Only

Shown With 8" Wall Mount Shower Head

31MQL or 1 8" Wall Mount
32MQL or 1 8" Ceiling Mount
Temperature Control Shower with Two Way Diverter & Shut-Off, with One Separate Volume Control with Hand Held Shower, Bar, Integral Supply, Two Body Sprays & Fixed Shower Head



T31MQL or 1 8" Wall Mount 2699.00 3799.00 4554.00
T32MQL or 1 8" Ceiling Mount 2649.00 3725.00 4473.00
Trim Only



2RR100 1/2" 699.00
Rough-In Only

Shown With 8" Wall Mount Shower Head

41MQL or 1 8" Wall Mount
42MQL or 1 8" Ceiling Mount
Temperature Control Shower with Two Separate Volume Controls, Fixed Shower Head, Bar, Integral Supply & Hand Held Shower



T41MQL or 1 8" Wall Mount 2301.00 3221.00 3856.00
T42MQL or 1 8" Ceiling Mount 2251.00 3147.00 3775.00
Trim Only



4LR100 1/2" 619.00
Rough-In Only

Shown With 8" Ceiling Mount Shower Head


46MQL or 1 8" Wall Mount
47MQL or 1 8" Ceiling Mount
48MQL or 1 14" Ceiling Mount
Temperature Control Shower with Three Separate Volume Controls, Fixed Shower Head, Bar, Integral Supply, Hand Held Shower & Four Body Sprays












T46MQL or 1 8" Wall Mount 3287.00 4557.00 5432.00
T47MQL or 1 8" Ceiling Mount 3237.00 4483.00 5351.00
T48MQL or 1 14" Ceiling Mount 4143.00 5588.00 6613.00
Trim Only











4NR300 3/4" 916.00
Rough-In Only

Model No & Description	FINISH PRICE CATEGORY		
	A CHROME	B OTHER	C GOLD
 4F217 14" Shower Head with Ceiling Mount 8" x 3/4" Shower Arm & Mounting Flange	1395.00	1799.00	2140.00
9SH17 14" Shower Head Only	1255.00	1580.00	1880.00
9SA17 Ceiling Mount 8" x 3/4" Shower Arm & Mounting Flange	140.00	219.00	260.00
 4F022 8" Shower Head with Wall Mount 12" Shower Arm & Flange	539.00	768.00	959.00
4F221 8" Shower Head with Ceiling Mount 8" Shower Arm & Flange	489.00	694.00	878.00
9SH21 8" Shower Head Only	399.00	549.00	699.00
9SA42 12" Shower Arm & Flange	140.00	219.00	260.00
9SA44 8" Ceiling Mount Shower Arm & Flange	90.00	145.00	179.00
4J007 EA. 4J027 x2 4J047 x4 Body Spray with 1/2" NPT x 1/2" NPSM x 3" Nipple	199.00 398.00 798.00	289.00 578.00 1156.00	349.00 698.00 1396.00
 9HBD5 Wall Mount Bidet & Foot Rinse with Dual Function Spray	349.00	449.00	540.00
4GMQ0 Single Function 4GMQ3 3 Function Adjustable Slide Bar with Hand Held Shower Assembly	644.00 729.00	945.00 1034.00	1099.00 1238.00
9AB08 Adjustable Slide Bar Only	275.00	425.00	490.00
9FH01 Hose Only 1/2" x 1/2" x 60"	59.00	110.00	149.00
9HS10 Single Function 9HS30 3 Function Hand Held Shower Only	210.00 295.00	310.00 399.00	360.00 499.00
4H007 Integral Supply with 1/2" NPT x 1/2" NPSM x 3" Nipple	99.00	139.00	179.00
9WB10 Wall Bracket for Hand Held Shower	69.00	99.00	119.00
9HBD10 Hand Held Shower Bidet with Extended Reach & Dual Function Including Wall Bracket with Supply & Hose	397.00	578.00	699.00
9FH01 Hose Only 1/2" x 1/2" x 60"	59.00	110.00	149.00
9WB02 Wall Bracket with Integral Supply	99.00	139.00	179.00
9HBD1 Hand Held Shower Bidet	239.00	329.00	390.00

Model No & Description	FINISH PRICE CATEGORY		
	A CHROME	B OTHER	C GOLD
 4UMQ1 Bar with Inlet at Diverter. Includes 8" Shower Head, 12" Shower Arm, 30" Adjustable Slide Bar (can be cut to suit), Hand Held Shower & Diverter	1098.00	1690.00	2180.00
 4UMQ2 Bar with Inlet at Shower Head. Includes 8" Shower Head, 12" Shower Arm, 30" Adjustable Slide Bar (can be cut to suit), Hand Held Shower & Diverter	1299.00	1895.00	2380.00
<i>Note: Requires Mixing Valve with On/Off</i>			
 *9FSD32 32" Linear Drain (Complete) Paisley Pattern	639.00	639.00	789.00
*9FSD42 48" Linear Drain (Complete) Paisley Pattern	798.00	798.00	998.00
 *T9FSD32 32" Trim Only	349.00	349.00	499.00
*T9FSD42 48" Trim Only	449.00	449.00	649.00
 *9FSD33 32" Linear Drain (Complete) XOXO Pattern	639.00	639.00	789.00
*9FSD43 48" Linear Drain (Complete) XOXO Pattern	798.00	798.00	998.00
 *T9FSD33 32" Trim Only	349.00	349.00	499.00
*T9FSD43 48" Trim Only	449.00	449.00	649.00
 9FSD30 32" Rough-In Only		290.00	
9FSD40 48" Rough-In Only		349.00	
 *9FSD11 Standard Shower Drain for Acrylic Base (Complete)	58.00	58.00	69.00
*9FSD12 Paisley Shower Drain for Acrylic Base (Complete)	85.00	85.00	99.00
*9FSD13 XOXO Shower Drain for Acrylic Base (Complete)	85.00	85.00	99.00
 *T9FSD11 Standard Trim Only	39.00	39.00	50.00
*T9FSD12 Paisley Trim Only	66.00	66.00	80.00
*T9FSD13 XOXO Trim Only	66.00	66.00	80.00
 9FSD10 Rough-In Only		19.00	
 *9FSD21 Standard Shower Drain for Concrete Base (Complete)	72.00	72.00	83.00
*9FSD22 Paisley Shower Drain for Concrete Base (Complete)	99.00	99.00	113.00
*9FSD23 XOXO Shower Drain for Concrete Base (Complete)	99.00	99.00	113.00
 *T9FSD21 Standard Trim Only	39.00	39.00	50.00
*T9FSD22 Paisley Trim Only	66.00	66.00	80.00
*T9FSD23 XOXO Trim Only	66.00	66.00	80.00
 9FSD20 Rough-In Only		33.00	

Model No & Description		FINISH PRICE CATEGORY			
		A CHROME	B OTHER	C GOLD	
	7AMQ0	18"	385.00	522.00	629.00
	7BMQ0	24"	388.00	529.00	635.00
	7CMQ0	30"	399.00	555.00	659.00
	Towel Bar				
	7DMQ0 Towel Ring		186.00	255.00	315.00
	7EMQ0 Toilet Paper Holder (Double Post)		365.00	489.00	590.00
	7FMQ0 Toilet Paper Holder (Single Post)		186.00	255.00	315.00
	7HMQ0 Robe Hook		155.00	235.00	289.00
	7NMQ0	21"	458.00	598.00	690.00
	7PMQ0	12"	458.00	598.00	690.00
	7QMQ0	18"	475.00	629.00	735.00
	7RMQ0	24"	486.00	639.00	745.00
	7SMQ0	30"	498.00	659.00	775.00
	Dual Towel Bar				
	7ZMQ1 Handle Knob		45.00	65.00	85.00
	7ZMQ3 Handle Pull		65.00	85.00	99.00

Model No & Description		FINISH PRICE CATEGORY			
		A CHROME	B OTHER	C GOLD	
	9GB05	16"	269.00	349.00	409.00
	9GB06	24"	289.00	364.00	429.00
	9GB07	36"	333.00	419.00	485.00
	Grab Bars				
	*9TTP1 Recessed Toilet Paper Holder		299.00	299.00	399.00
	*9TWN1 12 x 12" Recessed Wall Niche		499.00	499.00	649.00
	*9TWR1 10 1/2" Tension Rod with 3 Hooks (optional)		29.00	29.00	39.00
	*9TWN3 12 x 12" Recessed Wall Niche with Door		699.00	699.00	899.00
	*9TWN2 12 x 24" Recessed Wall Niche		599.00	599.00	749.00
	*9TWR2 22 1/2" Tension Rod with 3 Hooks (optional)		29.00	29.00	39.00
	*9TWN4 12" x 24" Recessed Wall Niche with Two Adjustable Shelves (for vertical use)		699.00	699.00	899.00
	*9HSS1 Shower Seat		990.00	990.00	1195.00

FINISH PRICE CATEGORY

Model No & Description

A B C
CHROME OTHER GOLD

FINISH PRICE CATEGORY

Model No & Description

A B C
CHROME OTHER GOLD

8IMQ1
Single Control Kitchen Set
with Suspended
Industrial Spray

1349.00 1640.00 N/A



BAR

8NMQ1
Single Control Bar Faucet
with Hand Spray

1049.00 1349.00 N/A



8LMQ1
Single Control Kitchen Set
with Hand Spray

1149.00 1399.00 N/A



80MQ1
Single Control Bar Faucet

849.00 1099.00 N/A



8MMQ1
Single Control Kitchen Set

949.00 1149.00 N/A




9YSD4
Soap Dispenser


149.00 199.00 249.00



MAIN - SN
Satin Nickel




ACCENT - RD
Red




1GHXC SN RD
METAL MAIN FINISH WITH COLOUR ACCENT FINISH CONFIGURATION

MAIN - CH
Chrome



ACCENT - PH
Purple Haze



1MHXL CH PH
METAL MAIN FINISH WITH COLOUR ACCENT FINISH CONFIGURATION

MAIN - BK
Black

ACCENT - GD
Gold



1AHXL BK GD
COLOR MAIN FINISH WITH METAL ACCENT FINISH CONFIGURATION

HEXIS

TYPICAL SPLIT FINISH CONFIGURATION


Metal Finishes

Color Finishes

CH Chrome




PN Polished Nickel




BB Bright Brass




RD Red



MW Matt White




WH White




GD Gold



SN Satin Nickel




SB Satin Brass




BK Black



MB Matt Black




MR Maroon




SC Satin Chrome




OB Oil Rubbed Bronze




ABM Antique Brass Matt




BJ Blu Jean




AQ Aqua



BD Bordeaux




ACM Antique Copper Matt




NB Natural Brass





















TB Tuscan Brass



PH Purple Haze



















Model No & Description	FINISH PRICE CATEGORY		
	A CHROME	B OTHER	C GOLD
 1AHXL (Lever Handle) Widespread Lav. Set (less drain)	599.00	849.00	999.00
 1AHXC (Cross Handle) Widespread Lav. Set (less drain)	599.00	849.00	999.00
 1MHXL Single Control Lav. Set (3 1/8" Aerator to Deck) (less drain)	499.00	695.00	849.00
 1GHXL Wall Mount Lav. Set (less drain)			
 1GHXC Wall Mount Lav. Set (less drain)			
T1GHXL or C Trim Only	399.00	629.00	775.00
 1GR100 Rough-In Only		325.00	
 6AHXL Single Hole Single Control Bidet Fitting (less drain)	549.00	745.00	899.00
 6CHXL or C Bidet Fitting with Spray, Diverter, with Vacuum Breaker (less drain)	988.00	1290.00	1539.00








Model No & Description	FINISH PRICE CATEGORY		
	A CHROME	B OTHER	C GOLD
 9DPU13 9DPU12 Exposed Push-up Drain with Overflow	55.00	79.00	95.00
 9DPU15 9DPU14 Exposed Push-up Drain without Overflow	55.00	79.00	95.00
 9DPU6 9DPU5 Exposed Commercial Drain without Overflow	55.00	79.00	95.00
 9DPT1 Exposed P-Trap with Flange	79.00	129.00	159.00
 9DPT3 Exposed Bottle Trap with Flange	129.00	219.00	259.00
 9KLV1 Exposed Classic Supply Kit Includes: 9ASV1 (X2) Shut-Off 9CFT2 (X2) Flex Tube 9BSL1 (X1) Sleeve	275.00	399.00	495.00
<i>Note: Applicable to most Lavs and Bidets (some units may require adaptor 1/2" Mx3/8" M) For other options please refer to RUBINET BATH ESSENTIALS page</i>			
 9XFLTSW02 9CFT2 Exposed OPTIONAL Stainless Steel Supply Flex Tube (3/8" F x 11") Commonly used with Widespread Lavs and Bidets	19.00	45.00	60.00
 9KAD1 Flex Tube Adaptor 1/2" M x 3/8" M		5.00	
 9KWC1 Exposed Toilet Supply Kit- Classic Includes: 9ASV1 (X1) Shut-Off, 9CFT1 (x1) Flex Tube, 9BSL1 (x1) Sleeve	145.00	209.00	249.00
 9XFLTTS01 9CFT1 Exposed Stainless Steel Toilet Supply Flextube (3/8" Str x 7/8" F x 11")	19.00	45.00	60.00

Exposed = All Visual Parts Are Finished

FINISH PRICE CATEGORY

FINISH PRICE CATEGORY

Model No & Description	FINISH PRICE CATEGORY		
	A CHROME	B OTHER	C GOLD
 5AHXL or C Roman Tub Filler			
T5AHXL or C Trim Only	569.00	819.00	979.00
 5AR100 1/2" 5AR300 3/4" Rough-In Only		229.00 339.00	
 5RHXL Pressure Balance Deck Mount Mixing Valve with Hand Held Shower			
T5RHXL Trim Only	439.00	649.00	799.00
 5RR100 Rough-In Only		269.00	
 5HXL or C Four Piece Roman Tub Filler with Hand Held Shower			
T5HXL or C Trim Only	939.00	1399.00	1699.00
 5HR100 Rough-In Only		449.00	
 2DHXL or C Deck Mount Tub & Shower with Hand Held Shower	2298.00	3390.00	3995.00
 2FHXL or C Floor Mount Tub & Shower with Hand Held Shower	2495.00	3678.00	4394.00
 2WHXL or C Wall Mount Tub & Shower with Hand Held Shower	1990.00	3095.00	3598.00
 3DHXL or C Deck Mount Tub Filler with Hand Held Shower	1490.00	2275.00	2690.00
 3FHXL or C Floor Mount Tub Filler with Hand Held Shower	1698.00	2495.00	2999.00
 3WHXL or C Wall Mount Tub Filler with Hand Held Shower	1249.00	1799.00	2180.00
 2AHXL or C Three Valve Tub Filler with Diverter			
T2AHXL or C Trim Only	369.00	559.00	680.00
 2AR100 Rough-In Only		375.00	
 3AHXL or C Two Valve Tub Filler			
T3AHXL or C Trim Only	248.00	379.00	459.00
 3AR100 Rough-In Only		280.00	

Model No & Description	FINISH PRICE CATEGORY		
	A CHROME	B OTHER	C GOLD
 2THXW Wall Mount Tub Spout	196.00	298.00	366.00
 2THXD Deck Mount Tub Spout	489.00	739.00	945.00
 9EW02 22" 9EW03 27" Adjustable Cable Driven Tubular Waste & Overflow Solid Brass	268.00 298.00	309.00 339.00	339.00 369.00
 T9EW00 Trim Only	69.00	110.00	140.00
 9ER02 22" 9ER03 27" Rough-In Only			199.00 229.00
 9EW010 22" Adjustable Cable Driven Tubular Waste & Overflow PVC with Brass Trim Only	168.00	209.00	239.00
 T9EW010 Trim Only	69.00	110.00	140.00
 9ER10 Rough-In Only		99.00	
 9EW05 16" 9EW06 22" Adjustable Cable Driven Telescopic Waste & Overflow Solid Brass	168.00 179.00	209.00 220.00	239.00 250.00
 T9EW00 Trim Only	69.00	110.00	140.00
 9ER05 16" 9ER06 22" Rough-In Only			99.00 110.00
 9EW08 22" Exposed Adjustable Plug & Chain Tubular Waste & Overflow Solid Brass	449.00	599.00	699.00
 9EW011 22" Exposed Adjustable Push-Up Tubular Waste & Overflow Solid Brass	449.00	599.00	699.00

HEXIS

Model No & Description

A B C
CHROME OTHER GOLD

Model No & Description

A B C
CHROME OTHER GOLD



4WHXL **2298.00 3390.00 3995.00**
Wall Mount Pressure Balance Shower with 8" Shower Head & Hand Held Shower

Shown With **3 Function Wall Mount Shower Head**
201HXL or C 3 Function Wall Mount
202HXL or C 8" Wall Mount
203HXL or C 8" Ceiling Mount
Pressure Balance Shower with Fixed Shower Head & Arm



T201HXL or C 3 Function Wall Mount 708.00 1058.00 1298.00
T202HXL or C 8" Wall Mount 763.00 1133.00 1427.00
T203HXL or C 8" Ceiling Mount 738.00 1093.00 1397.00
Trim Only



4YR100 **295.00**
Rough-In Only



4YHXL or C
Pressure Balance Shower Valve with Stops

T4YHXL or C **249.00 399.00 499.00**
Trim Only



4YR100 **295.00**
Rough-In Only

Shown With **8" Ceiling Mount Shower Head**

211HXL or C 3 Function Wall Mount
212HXL or C 8" Wall Mount
213HXL or C 8" Ceiling Mount
Pressure Balance Shower with Fixed Shower Head & Arm, Hand Held Shower, Bar & Integral Supply



T211HXL or C 3 Function Wall Mount 1330.00 2030.00 2474.00
T212HXL or C 8" Wall Mount 1385.00 2105.00 2603.00
T213HXL or C 8" Ceiling Mount 1360.00 1965.00 2553.00
Trim Only



2YR100 **399.00**
Rough-In Only



2YHXL or C
Pressure Balance Shower Valve with Stops & Two Way Diverter

T2YHXL or C **298.00 478.00 598.00**
Trim Only



2YR100 **399.00**
Rough-In Only

Shown With **8" Wall Mount Shower Head**


221HXL or C 3 Function Wall Mount
222HXL or C 8" Wall Mount
223HXL or C 8" Ceiling Mount
Pressure Balance Tub & Shower with Fixed Shower Head & Arm with Tub Filler Spout



T221HXL or C 3 Function Wall Mount 953.00 1435.00 1763.00
T222HXL or C 8" Wall Mount 1008.00 1510.00 1892.00
T223HXL or C 8" Ceiling Mount 983.00 1470.00 1842.00
Trim Only



2YR100 **399.00**
Rough-In Only



3YHXL or C
Pressure Balance Valve with Stops & Separate Three Way Diverter with Shared Outlets

T3YHXL or C **414.00 648.00 724.00**
Trim Only



3YR100 **524.00**
Rough-In Only

Shown With **8" Ceiling Mount Shower Head**

231HXL or C 3 Function Wall Mount
232HXL or C 8" Wall Mount
233HXL or C 8" Ceiling Mount
Pressure Balance Tub & Shower with Three Way Diverter Shared Flow, Fixed Shower Head & Arm, Tub Filler Spout, Hand Held Shower, Bar & Integral Supply



T231HXL or C 3 Function Wall Mount 1642.00 2498.00 2966.00
T232HXL or C 8" Wall Mount 1697.00 2573.00 3095.00
T233HXL or C 8" Ceiling Mount 1672.00 2533.00 3045.00
Trim Only



3YR100 **524.00**
Rough-In Only



4XHXL or C
Three Way Diverter Valve with Shared Outlets in Between Functions











T4XHXL or C **165.00 249.00 295.00**
Trim Only















4XR100 **229.00**
Rough-In Only

FINISH PRICE CATEGORY

FINISH PRICE CATEGORY

Model No & Description	FINISH PRICE CATEGORY		
	A CHROME	B OTHER	C GOLD
 <p>4MHXC Temperature Control Valve with Stops</p> <p>T4MHXC Trim Only</p>	329.00	490.00	599.00
 <p>4MR100 1/2" 4MR300 3/4" Rough-In Only</p>		395.00 499.00	
 <p>4QHXL or C Temperature Control Valve with Stops & Volume Control</p> <p>T4QHXL or C Trim Only</p>	429.00	649.00	770.00
 <p>4QR100 1/2" 4QR300 3/4" Rough-In Only</p>		519.00 649.00	
 <p>4LHXL or C Temperature Control Valve with Stops & Volume Control Plus One Other Volume Control</p> <p>T4LHXL or C Trim Only</p>	548.00	824.00	999.00
 <p>4LR100 1/2" 4LR300 3/4" Rough-In Only</p>		619.00 788.00	
 <p>4NHXL or C Temperature Control Valve with Stops & Three Volume Controls</p> <p>T4NHXL or C Trim Only</p>	686.00	1015.00	1286.00
 <p>4NR100 1/2" 4NR300 3/4" Rough-In Only</p>		725.00 916.00	
 <p>4SHXL or C Temperature Control Valve with Stops & Two Volume Controls</p> <p>T4SHXL or C Trim Only</p>	629.00	899.00	1098.00
 <p>4SR100 1/2" 4SR300 3/4" Rough-In Only</p>		629.00 798.00	

Model No & Description	FINISH PRICE CATEGORY		
	A CHROME	B OTHER	C GOLD
 <p>2QHXL or C Temperature Control Valve with Stops & Two Way Diverter with Shut-Off</p> <p>T2QHXL or C Trim Only</p>	429.00	649.00	770.00
 <p>2QR100 1/2" Rough-In Only</p>		595.00	
 <p>2RHXL or C Temperature Control Valve with Stops, Two Way Diverter with Shut-Offs, Plus One Other Extra Volume Control</p> <p>T2RHXL or C Trim Only</p>	548.00	824.00	999.00
 <p>2RR100 1/2" Rough-In Only</p>		699.00	
 <p>2SHXL or C Temperature Control Valve with Stops & Separate Three Way Diverter with Shut-Offs in Between Functions</p> <p>T2SHXL or C Trim Only</p>	494.00	739.00	894.00
 <p>2SR100 1/2" Rough-In Only</p>		624.00	
 <p>3XHXL or C Three Way Diverter with Shut-Offs in Between Functions</p> <p>T3XHXL or C Trim Only</p>	165.00	249.00	295.00
 <p>3XR100 1/2" Rough-In Only</p>		229.00	
 <p>2XHXL or C Two Way Diverter with Shut-Off</p> <p>T2XHXL or C Trim Only</p>	165.00	249.00	295.00
 <p>2XR100 1/2" Rough-In Only</p>		195.00	
 <p>4KHXL or C Volume Control Valve</p> <p>T4KHXL or C Trim Only</p>	119.00	175.00	229.00
 <p>4KR100 1/2" 4KR300 3/4" Rough-In Only</p>		110.00 139.00	

HEXIS

Model No & Description

A B C
CHROME OTHER GOLD

Model No & Description

A B C
CHROME OTHER GOLD

Shown With
8" Ceiling Mount
Shower Head

20HXL or C 3 Function Wall Mount
21HXL or C 8" Wall Mount
22HXL or C 8" Ceiling Mount
Temperature Control
Shower with Two Way Diverter
& Shut-Off, Hand Held Shower,
Bar, Integral Supply & Fixed
Shower Head & Arm



T20HXL or C 3 Function Wall Mount 1461.00 2201.00 2646.00
T21HXL or C 8" Wall Mount 1516.00 2276.00 2775.00
T22HXL or C 8" Ceiling Mount 1491.00 2236.00 2725.00
Trim Only



2QR100 1/2" 595.00
Rough-In Only

Shown With
8" Ceiling Mount
Shower Head

23HXL or C 3 Function Wall Mount
24HXL or C 8" Wall Mount
25HXL or C 8" Ceiling Mount
Temperature Control Tub
& Shower with Three Way
Diverter & Shut-Off, Hand Held
Shower, Bar, Integral Supply,
Wall Mount Tub Filler Spout and
Fixed Shower Head & Arm



T23HXL or C 3 Function Wall Mount 1722.00 2589.00 3135.00
T24HXL or C 8" Wall Mount 1777.00 2664.00 3265.00
T25HXL or C 8" Ceiling Mount 1752.00 2624.00 3215.00
Trim Only



2SR100 1/2" 624.00
Rough-In Only

Shown With
8" Ceiling Mount
Shower Head

26HXL or C 3 Function Wall Mount
27HXL or C 8" Wall Mount
28HXL or C 8" Ceiling Mount
Temperature Control
Shower with Two Way Diverter
& Shut-Off, with One Separate
Volume Control, Hand Held
Shower, Bar Integral Supply,
Wall Mount Bidet / Foot Rinse &
Fixed Shower Head & Arm




T26HXL or C 3 Function Wall Mount 1929.00 2825.00 3415.00
T27HXL or C 8" Wall Mount 1984.00 2900.00 3544.00
T28HXL or C 8" Ceiling Mount 1959.00 2860.00 3494.00
Trim Only



2RR100 1/2" 699.00
Rough-In Only

Shown With
8" Ceiling Mount
Shower Head

30HXL or C 3 Function Wall Mount
31HXL or C 8" Wall Mount
32HXL or C 8" Ceiling Mount
Temperature Control
Shower with Two Way Diverter
& Shut-Off, with One Separate Volume
Control with Hand Held Shower,
Bar, Integral Supply, Two Body
Sprays & Fixed Shower Head



T30HXL or C 3 Function Wall Mount 1818.00 2754.00 3373.00
T31HXL or C 8" Wall Mount 1873.00 2829.00 3502.00
T32HXL or C 8" Ceiling Mount 1848.00 2789.00 3452.00
Trim Only



2RR100 1/2" 699.00
Rough-In Only

Shown With
8" Ceiling Mount
Shower Head

40HXL or C 3 Function Wall Mount
41HXL or C 8" Wall Mount
42HXL or C 8" Ceiling Mount
Temperature Control Shower
with Two Separate Volume Controls,
Fixed Shower Head, Bar, Integral
Supply & Hand Held Shower




T40HXL or C 3 Function Wall Mount 1580.00 2376.00 2875.00
T41HXL or C 8" Wall Mount 1635.00 2451.00 3004.00
T42HXL or C 8" Ceiling Mount 1610.00 2411.00 2954.00
Trim Only



4LR100 1/2" 619.00
Rough-In Only

Shown With
8" Ceiling Mount
Shower Head









45HXL or C 3 Function Wall Mount
46HXL or C 8" Wall Mount
47HXL or C 8" Ceiling Mount
48HXL or C 12" Ceiling Mount
Temperature Control Shower
with Three Separate Volume
Controls, Fixed Shower Head,
Bar, Integral Supply, Hand Held
Shower & Four Body Sprays













T45HXL or C 3 Function Wall Mount 2194.00 3323.00 4158.00
T46HXL or C 8" Wall Mount 2229.00 3207.00 4287.00
T47HXL or C 8" Ceiling Mount 2204.00 3167.00 4237.00
T48HXL or C 12" Ceiling Mount 2454.00 3558.00 4738.00
Trim Only


















4NR300 3/4" 916.00
Rough-In Only






Model No & Description	FINISH PRICE CATEGORY		
	A CHROME	B OTHER	C GOLD
 4F031 3 Function Shower Head with 8" Shower Arm & Flange	459.00	659.00	799.00
9SH04 3 Function Shower Head Only (Classic)	329.00	480.00	590.00
9SA31 8" Shower Arm & Flange	130.00	179.00	209.00
 4F024 8" Shower Head with Wall Mount 12" Shower Arm & Flange	514.00	734.00	928.00
4F224 8" Shower Head with Ceiling Mount 8" Shower Arm & Flange	489.00	694.00	878.00
9SH23 8" Shower Head Only (Classic)	399.00	549.00	699.00
9SA24 12" Shower Arm & Flange	115.00	185.00	229.00
 4F010 12" Shower Head with Wall Mount 20" Shower Arm & Flange with Adjustable Mounting Bracket	879.00	1294.00	1624.00
4F210 12" Shower Head with Ceiling Mount 8" Shower Arm & Flange	739.00	1085.00	1379.00
9SH07 12" Shower Head Only (Classic)	649.00	940.00	1200.00
9SA09 20" Wall Mount Shower Arm & Flange Assembly	135.00	205.00	249.00
9YHB9 Adjustable Mounting Bracket up to 24"	95.00	149.00	175.00
9SA44 8" Ceiling Mount Shower Arm & Flange Assembly	90.00	145.00	179.00
 4J002 EA. 4J022 x2 4J042 x4 Body Spray with 1/2" NPT x 1/2" NPSM x 3" Nipple	119.00 238.00 476.00	189.00 378.00 756.00	249.00 498.00 996.00
 9HBD5 Wall Mount Bidet & Foot Rinse with Dual Function Spray	349.00	449.00	540.00
 4GHX0 Single Function 4GHX3 3 Function Adjustable Slide Bar with Hand Held Shower Assembly	474.00 604.00	754.00 904.00	898.00 1098.00
9AB09 Adjustable Slide Bar Only	250.00	395.00	450.00
9FH01 Hose Only 1/2" x 1/2" x 60"	59.00	110.00	149.00
9HS06 Single Function 9HS36 3 Function Hand Held Shower Only	165.00 295.00	249.00 399.00	299.00 499.00
 4H010 Integral Supply with 1/2" NPT x 1/2" NPSM x 3" Nipple	99.00	139.00	179.00
 9WB10 Wall Bracket for Hand Held Shower	69.00	99.00	119.00

Model No & Description	FINISH PRICE CATEGORY		
	A CHROME	B OTHER	C GOLD
 9HBD10 Hand Held Shower Bidet with Extended Reach & Dual Function Including Wall Bracket with Supply & Hose	397.00	578.00	699.00
9FH01 Hose Only 1/2" x 1/2" x 60"	59.00	110.00	149.00
9WB02 Wall Bracket with Integral Supply	99.00	139.00	179.00
9HBD1 Hand Held Shower Bidet	239.00	329.00	390.00
 4UHX1 Bar with Inlet at Diverter. Includes 8" Shower Head, 12" Shower Arm, 30" Adjustable Slide Bar (can be cut to suit), Hand Held Shower & Diverter	1098.00	1690.00	2180.00
 4UHX2 Bar with Inlet at Shower Head. Includes 8" Shower Head, 12" Shower Arm, 30" Adjustable Slide Bar (can be cut to suit), Hand Held Shower & Diverter	1299.00	1895.00	2380.00
<i>Note: Requires Mixing Valve with On/Off</i>			
 *9FSD32 32" *9FSD42 48" Linear Drain (Complete) Paisley Pattern	639.00 798.00	639.00 798.00	789.00 998.00
 *T9FSD32 32" *T9FSD42 48" Trim Only	349.00 449.00	349.00 449.00	499.00 649.00
 *9FSD33 32" *9FSD43 48" Linear Drain (Complete) XOXO Pattern	639.00 798.00	639.00 798.00	789.00 998.00
 *T9FSD33 32" *T9FSD43 48" Trim Only	349.00 449.00	349.00 449.00	499.00 649.00
 9FSD30 32" 9FSD40 48" Rough-In Only			290.00 349.00
 *9FSD11 Standard *9FSD12 Paisley *9FSD13 XOXO Shower Drain for Acrylic Base (Complete)	58.00 85.00 85.00	58.00 85.00 85.00	69.00 99.00 99.00
 *T9FSD11 Standard *T9FSD12 Paisley *T9FSD13 XOXO Trim Only	39.00 66.00 66.00	39.00 66.00 66.00	50.00 80.00 80.00
 9FSD10 Rough-In Only			19.00
 *9FSD21 Standard *9FSD22 Paisley *9FSD23 XOXO Shower Drain for Concrete Base (Complete)	72.00 99.00 99.00	72.00 99.00 99.00	83.00 113.00 113.00
 *T9FSD21 Standard *T9FSD22 Paisley *T9FSD23 XOXO Trim Only	39.00 66.00 66.00	39.00 66.00 66.00	50.00 80.00 80.00
 9FSD20 Rough-In Only			33.00

Model No & Description		FINISH PRICE CATEGORY			
		A CHROME	B OTHER	C GOLD	
	7AHX0	18"	219.00	339.00	419.00
	7BHX0	24"	225.00	345.00	429.00
	7CHX0	30"	237.00	369.00	455.00
	Towel Bar				
	7DHX0 Towel Ring		105.00	165.00	210.00
	7EHX0 Toilet Paper Holder (Double Post)		199.00	307.00	385.00
	7FHX0 Toilet Paper Holder (Single Post)		105.00	165.00	210.00
	7HHX0 Robe Hook		85.00	145.00	189.00
	7JHX0 Soap Holder		139.00	196.00	249.00
	7LHX0 Glass Holder		139.00	196.00	249.00
	7NHX0	21"	315.00	409.00	489.00
	7PHX0	12"	315.00	409.00	489.00
	7QHX0	18"	315.00	445.00	529.00
	7RHX0	24"	325.00	459.00	559.00
	7SHX0	30"	335.00	475.00	589.00
	Dual Towel Bar				
	7ZHX0 Vanity Handle		29.00	45.00	59.00
	9JHX0 Toilet Trip Lever		99.00	129.00	149.00


Model No & Description		FINISH PRICE CATEGORY			
		A CHROME	B OTHER	C GOLD	
	9GB05	16"	269.00	349.00	409.00
	9GB06	24"	289.00	364.00	429.00
	9GB07	36"	333.00	419.00	485.00
	Grab Bars				
	*9TTP1 Recessed Toilet Paper Holder		299.00	299.00	399.00
	*9TWN1 12 x 12" Recessed Wall Niche		499.00	499.00	649.00
	*9TWR1 10 1/2" Tension Rod with 3 Hooks (optional)		29.00	29.00	39.00
	*9TWN3 12 x 12" Recessed Wall Niche with Door		699.00	699.00	899.00
	*9TWN2 12 x 24" Recessed Wall Niche		599.00	599.00	749.00
	*9TWR2 22 1/2" Tension Rod with 3 Hooks (optional)		29.00	29.00	39.00
	*9TWN4 12" x 24" Recessed Wall Niche with Two Adjustable Shelves (for vertical use)		699.00	699.00	899.00
	*9HSS1 Shower Seat		990.00	990.00	1195.00

Model No & Description	FINISH PRICE CATEGORY		
	A CHROME	B OTHER	C GOLD
 8CHXL or C Dual Handle Kitchen Set with Hand Spray	849.00	1099.00	N/A
 8DHXL or C Dual Handle Kitchen Set	649.00	849.00	N/A
 8EHXL or C Wall Mount Pot Filler	849.00	1195.00	N/A
 8HHXL or C Deck Mount Pot Filler	849.00	1195.00	N/A
 8UHXL or C Kitchen Bridge Faucet with Hand Spray	1049.00	1299.00	N/A
 8VHXL or C Kitchen Bridge Faucet	849.00	1049.00	N/A


Model No & Description	FINISH PRICE CATEGORY		
	A CHROME	B OTHER	C GOLD
 8WHXL or C Wall Mount Kitchen Bridge Faucet	849.00	1049.00	N/A
 8XHXL or C Wall Mount Kitchen Bridge Faucet with Hand Spray	1049.00	1299.00	N/A
BAR			
 8PHXL or C Single Control Bar Faucet	599.00	799.00	N/A
 8QHXL or C Single Control Bar Faucet with Hand Spray	799.00	1049.00	N/A
 9YSD3 Soap Dispenser	139.00	199.00	249.00



MAIN - MW
Matt White




ACCENT - SB
Satin Brass




1GHOL MW SB
COLOUR MAIN FINISH WITH METAL ACCENT FINISH CONFIGURATION

MAIN - BJ
Blu Jean



ACCENT - AQ
Aqua



1KHOL BJ AQ
COLOUR MAIN FINISH WITH COLOUR ACCENT FINISH CONFIGURATION




1AHOR SN MB
METAL MAIN FINISH WITH COLOUR ACCENT FINISH CONFIGURATION















TYPICAL SPLIT FINISH CONFIGURATION

Metal Finishes









Color Finishes















CH Chrome	PN Polished Nickel	BB Bright Brass	RD Red	MW Matt White	WH White
					
GD Gold	SN Satin Nickel	SB Satin Brass	BK Black	MB Matt Black	MR Maroon
					
SC Satin Chrome	OB Oil Rubbed Bronze	ABM Antique Brass Matt	BJ Blu Jean	AQ Aqua	BD Bordeaux
					
ACM Antique Copper Matt	NB Natural Brass	TB Tuscan Brass			PH Purple Haze
					






















Model No & Description	FINISH PRICE CATEGORY		
	A CHROME	B OTHER	C GOLD
 1AHOL (Lever Handle) Widespread Lav. Set (less drain)	599.00	849.00	999.00
 1AHOR (Round Handle) Widespread Lav. Set (less drain)	599.00	849.00	999.00
 1MHOL Single Control Lav Set (2 13/16" Aerator to Deck) (less drain)	467.00	699.00	799.00
 1NHOL Single Control Lav Set with Extended Base (8 5/16" Aerator to Deck) (less drain)	549.00	759.00	899.00
 1KHOL or R Single Hole Dual Handle Lav Set (less drain)	549.00	769.00	929.00
 1GHOL or R Wall Mount Lav. Set (less drain)			
 T1GHOL or R Trim Only	399.00	629.00	775.00
 1GR100 Rough-In Only		325.00	
 1JHOL Wall Mount Single Control Lav Set (less drain)			
 T1JHOL Trim Only	365.00	575.00	729.00
 1JR100 Rough-In Only		235.00	

















Model No & Description	FINISH PRICE CATEGORY		
	A CHROME	B OTHER	C GOLD
 6FHOL Single Hole Single Control Bidet Fitting (less drain)	499.00	699.00	849.00
 6CHOL or R Bidet Fitting with Spray, Diverter, with Vacuum Breaker (less drain)	988.00	1290.00	1549.00
 9DPU13 9DPU12 Exposed Push-up Drain with Overflow	55.00 79.00	79.00 119.00	95.00 139.00
 9DPU15 9DPU14 Exposed Push-up Drain without Overflow	55.00 79.00	79.00 119.00	95.00 139.00
 9DPU6 9DPU5 Exposed Commercial Drain without Overflow	55.00 79.00	79.00 119.00	95.00 139.00
 9DPT1 Exposed P-Trap with Flange	79.00	129.00	159.00
 9DPT3 Exposed Bottle Trap with Flange	129.00	219.00	259.00
 9KLV2 Exposed Contemporary Supply Kit Includes: 9ASV2 (X2) Shut-Off, 9CFT2 (X2) Flex Tube, 9BSL1 (X1) Sleeve	275.00	399.00	495.00
<i>Note: Applicable to most Lavs and Bidets (some units may require adaptor 1/2"Mx3/8"M) For other options please refer to RUBINET BATH ESSENTIALS page</i>			
 9XFLTSW02 9CFT2 Exposed OPTIONAL Stainless Steel Supply Flex Tube (3/8" F x 1/2" F x 11") Commonly used with Widespread Lavs and Bidets		19.00 45.00	60.00 75.00
 9KAD1 Flex Tube Adaptor 1/2" M x 3/8" M			5.00
 9KWC2 Exposed Toilet Supply Kit- Contemporary Includes: 9ASV2 (X1) Shut-Off, 9CFT1 (x1) Flex Tube, 9BSL1 (x1) Sleeve	145.00	209.00	249.00
 9XFLTTS01 9CFT1 Exposed Stainless Steel Toilet Supply Flex tube (3/8" Str x 7/8" F x 11")	45.00	60.00	75.00

Exposed = All Visual Parts Are Finished













Model No & Description	FINISH PRICE CATEGORY		
	A CHROME	B OTHER	C GOLD
 5AHOL or R Roman Tub Filler			
T5AHOL or R Trim Only	539.00	799.00	969.00
 5AR100 1/2" 5AR300 3/4" Rough-In Only		229.00 339.00	
 5RHOL Pressure Balance Deck Mount Mixing Valve with Hand Held Shower			
T5RHOL Trim Only	439.00	649.00	799.00
5RR100 Rough-In Only		269.00	
 5HHOL or R Four Piece Roman Tub Filler with Hand Held Shower			
T5HHOL or R Trim Only	939.00	1399.00	1699.00
5HR100 Rough-In Only		449.00	
 3FHOL or R Floor Mount Tub Filler	1550.00	2275.00	2680.00
 3GHOL or R Floor Mount Tub Filler with Hand Held Shower	1988.00	2900.00	3690.00
 2AHOL or R Three Valve Tub Filler with Diverter			
T2AHOL or R Trim Only	369.00	559.00	680.00
2AR100 Rough-In Only		375.00	
 3AHOL or R Two Valve Tub Filler			
T3AHOL or R Trim Only	248.00	379.00	459.00
3AR100 Rough-In Only		280.00	

Model No & Description	FINISH PRICE CATEGORY		
	A CHROME	B OTHER	C GOLD
 2THOW Wall Mount Tub Spout	195.00	290.00	360.00
 2THOD Deck Mount Tub Spout	319.00	495.00	599.00
 2TLAF Floor Mount Tub Spout	499.00	798.00	998.00
 9EW02 22" 9EW03 27" Adjustable Cable Driven Tubular Waste & Overflow Solid Brass	268.00 298.00	309.00 339.00	339.00 369.00
 T9EW00 Trim Only	69.00	110.00	140.00
 9ER02 22" 9ER03 27" Rough-In Only			199.00 229.00
 9EW10 22" Adjustable Cable Driven Tubular Waste & Overflow PVC with Brass Trim Only	168.00	209.00	239.00
 T9EW10 Trim Only	69.00	110.00	140.00
 9ER10 Rough-In Only			99.00
 9EW05 16" 9EW06 22" Adjustable Cable Driven Telescopic Waste & Overflow Solid Brass	168.00 179.00	209.00 220.00	239.00 250.00
 T9EW00 Trim Only	69.00	110.00	140.00
 9ER05 16" 9ER06 22" Rough-In Only			99.00 110.00
 9EW08 22" Exposed Adjustable Plug & Chain Tubular Waste & Overflow Solid Brass	449.00	599.00	699.00
 9EW011 22" Exposed Adjustable Push-Up Tubular Waste & Overflow Solid Brass	449.00	599.00	699.00

Model No & Description	FINISH PRICE CATEGORY		
	A CHROME	B OTHER	C GOLD
 4YHOL or R Pressure Balance Shower Valve with Stops  T4YHOL or R Trim Only  4YR100 Rough-In Only	249.00	399.00	499.00
 2YHOL or R Pressure Balance Shower Valve with Stops & Two Way Diverter  T2YHOL or R Trim Only  2YR100 Rough-In Only	298.00	498.00	578.00
 3YHOL or R Pressure Balance Valve with Stops & <i>Separate</i> Three Way Diverter with Shared Outlets  T3YHOL or R Trim Only  3YR100 Rough-In Only	404.00	628.00	774.00
 4XHOL or R Three Way Diverter Valve with Shared Outlets in Between Functions  T4XHOL or R Trim Only  4XR100 Rough-In Only	155.00	229.00	275.00
 201HOL or R 3 Function Wall Mount  202HOL or R 8" Wall Mount  203HOL or R 8" Ceiling Mount Pressure Balance Shower with Fixed Shower Head & Arm  4YR100 Rough-In Only	708.00	1058.00	1298.00
 202HOL or R 8" Wall Mount  203HOL or R 8" Ceiling Mount Pressure Balance Shower with Fixed Shower Head & Arm  4YR100 Rough-In Only	763.00	1133.00	1427.00
 203HOL or R 8" Ceiling Mount Pressure Balance Shower with Fixed Shower Head & Arm  4YR100 Rough-In Only	738.00	1093.00	1397.00

Model No & Description	FINISH PRICE CATEGORY		
	A CHROME	B OTHER	C GOLD
 211HOL or R 3 Function Wall Mount  212HOL or R 8" Wall Mount  213HOL or R 8" Ceiling Mount Pressure Balance Shower with Fixed Shower Head & Arm, Hand Held Shower, Bar & Integral Supply  2YR100 Rough-In Only	1304.00	1995.00	2405.00
 221HOL or R 3 Function Wall Mount  222HOL or R 8" Wall Mount  223HOL or R 8" Ceiling Mount Pressure Balance Tub & Shower with Fixed Shower Head & Arm with Tub Filler Spout  2YR100 Rough-In Only	852.00	1447.00	1737.00
 231HOL or R 3 Function Wall Mount  232HOL or R 8" Wall Mount  233HOL or R 8" Ceiling Mount Pressure Balance Tub & Shower with Three Way Diverter Shared Flow, Shower Head & Arm, Tub Filler Spout, Hand Held Shower, Bar & Integral Supply 3YR100 Rough-In Only	1605.00	2415.00	2961.00
 232HOL or R 8" Wall Mount  233HOL or R 8" Ceiling Mount Pressure Balance Tub & Shower with Three Way Diverter Shared Flow, Shower Head & Arm, Tub Filler Spout, Hand Held Shower, Bar & Integral Supply  3YR100 Rough-In Only	1660.00	2490.00	3090.00
 233HOL or R 8" Ceiling Mount Pressure Balance Tub & Shower with Three Way Diverter Shared Flow, Shower Head & Arm, Tub Filler Spout, Hand Held Shower, Bar & Integral Supply  3YR100 Rough-In Only	1635.00	2450.00	3040.00

Model No & Description	FINISH PRICE CATEGORY		
	A CHROME	B OTHER	C GOLD
 <p>4MHOR Temperature Control Valve with Stops</p>			
T4MHOR Trim Only	329.00	490.00	599.00
 <p>4MR100 1/2" 4MR300 3/4" Rough-In Only</p>		395.00	499.00
 <p>4QHOL or R Temperature Control Valve with Stops & Volume Control</p>			
T4QHOL or R Trim Only	429.00	649.00	770.00
 <p>4QR100 1/2" 4QR300 3/4" Rough-In Only</p>		519.00	649.00
 <p>4LHOL or R Temperature Control Valve with Stops & Volume Control Plus One Other Volume Control</p>			
T4LHOL or R Trim Only	548.00	824.00	999.00
 <p>4LR100 1/2" 4LR300 3/4" Rough-In Only</p>		619.00	788.00
 <p>4NHOL or R Temperature Control Valve with Stops & Three Volume Controls</p>			
T4NHOL or R Trim Only	686.00	1015.00	1286.00
 <p>4NR100 1/2" 4NR300 3/4" Rough-In Only</p>		725.00	916.00

Model No & Description	FINISH PRICE CATEGORY		
	A CHROME	B OTHER	C GOLD
 <p>2QHOL or R Temperature Control Valve with Stops & Two Way Diverter with Shut-Off</p>			
T2QHOL or R Trim Only	429.00	649.00	770.00
 <p>2QR100 1/2" Rough-In Only</p>		595.00	
 <p>2RHOL or R Temperature Control Valve with Stops, Two Way Diverter with Shut-Offs, Plus One Other Extra Volume Control</p>			
T2RHOL or R Trim Only	548.00	824.00	999.00
 <p>2RR100 1/2" Rough-In Only</p>		699.00	
 <p>2SHOL or R Temperature Control Valve with Stops & Separate Three Way Diverter with Shut-Offs in Between Functions</p>			
T2SHOL or R Trim Only	484.00	719.00	874.00
 <p>2SR100 1/2" Rough-In Only</p>		624.00	
 <p>3XHOL or R Three Way Diverter with Shut-Offs in Between Functions</p>			
T3XHOL or R Trim Only	155.00	229.00	275.00
 <p>3XR100 1/2" Rough-In Only</p>		229.00	
 <p>2XHOL or R Two Way Diverter with Shut-Off</p>			
T2XHOL or R Trim Only	155.00	229.00	275.00
 <p>2XR100 1/2" Rough-In Only</p>		195.00	
 <p>4KHOL or R Volume Control Valve</p>			
T4KHOL or R Trim Only	119.00	175.00	229.00
 <p>4KR100 1/2" 4KR300 3/4" Rough-In Only</p>		110.00	139.00

Model No & Description

A B C
CHROME OTHER GOLD

Model No & Description

A B C
CHROME OTHER GOLD

Shown With
3 Function
Wall Mount
Shower Head

20HOL or R 3 Function Wall Mount
21HOL or R 8" Wall Mount
22HOL or R 8" Ceiling Mount
Temperature Control
Shower with Two Way Diverter
& Shut-Off, Hand Held Shower,
Bar, Integral Supply & Fixed
Shower Head & Arm



T20HOL or R 3 Function Wall Mount 1435.00 2146.00 2597.00
T21HOL or R 8" Wall Mount 1490.00 2221.00 2726.00
T22HOL or R 8" Ceiling Mount 1465.00 2181.00 2676.00
Trim Only



2QR100 1/2"
Rough-In Only 595.00

Shown With
8" Ceiling Mount
Shower Head

23HOL or R 3 Function Wall Mount
24HOL or R 8" Wall Mount
25HOL or R 8" Ceiling Mount
Temperature Control Tub
& Shower with Three Way
Diverter & Shut-Off, Hand Held
Shower, Bar, Integral Supply,
Wall Mount Tub Filler Spout and
Fixed Shower Head & Arm



T23HOL or R 3 Function Wall Mount 1685.00 2506.00 3061.00
T24HOL or R 8" Wall Mount 1740.00 2581.00 3190.00
T25HOL or R 8" Ceiling Mount 1715.00 2541.00 3140.00
Trim Only



2SR100 1/2"
Rough-In Only 624.00

Shown With
8" Wall Mount
Shower Head

26HOL or R 3 Function Wall Mount
27HOL or R 8" Wall Mount
28HOL or R 8" Ceiling Mount
Temperature Control
Shower with Two Way Diverter
& Shut-Off, with One Separate
Volume Control, Hand Held
Shower, Bar Integral Supply,
Wall Mount Bidet / Foot Rinse &
Fixed Shower Head & Arm



T26HOL or R 3 Function Wall Mount 1903.00 2770.00 3366.00
T27HOL or R 8" Wall Mount 1958.00 2845.00 3495.00
T28HOL or R 8" Ceiling Mount 1933.00 2805.00 3445.00
Trim Only



2RR100 1/2"
Rough-In Only 699.00

Shown With
3 Function
Wall Mount
Shower Head

30HOL or R 3 Function Wall Mount
31HOL or R 8" Wall Mount
32HOL or R 8" Ceiling Mount
Temperature Control
Shower with Two Way Diverter
& Shut-Off, with One Separate Volume
Control with Hand Held Shower,
Bar, Integral Supply, Two Body
Sprays & Fixed Shower Head



T30HOL or R 3 Function Wall Mount 1792.00 2699.00 3324.00
T31HOL or R 8" Wall Mount 1847.00 2774.00 3453.00
T32HOL or R 8" Ceiling Mount 1822.00 2734.00 3403.00
Trim Only



2RR100 1/2"
Rough-In Only 699.00

Shown With
8" Ceiling Mount
Shower Head

40HOL or R 3 Function Wall Mount
41HOL or R 8" Wall Mount
42HOL or R 8" Ceiling Mount
Temperature Control Shower
with Two Separate Volume Controls,
Fixed Shower Head, Bar, Integral
Supply & Hand Held Shower



T40HOL or R 3 Function Wall Mount 1554.00 2325.00 2826.00
T41HOL or R 8" Wall Mount 1609.00 2396.00 2955.00
T42HOL or R 8" Ceiling Mount 1584.00 2356.00 2905.00
Trim Only



4LR100 1/2"
Rough-In Only 619.00

Shown With
8" Wall Mount
Shower Head


45HOL or R 3 Function Wall Mount
46HOL or R 8" Wall Mount
47HOL or R 8" Ceiling Mount
Temperature Control Shower
with Three Separate Volume
Controls, Fixed Shower Head,
Bar, Integral Supply, Hand Held
Shower & Four Body Sprays







T45HOL or R 3 Function Wall Mount 2168.00 3268.00 4109.00
T46HOL or R 8" Wall Mount 2223.00 3343.00 4238.00
T47HOL or R 8" Ceiling Mount 2198.00 3303.00 4188.00
Trim Only



4NR300 3/4"
Rough-In Only 916.00

Model No & Description	FINISH PRICE CATEGORY		
	A CHROME	B OTHER	C GOLD
 4F030 3 Function Shower Head with 8" Shower Arm & Flange	459.00	659.00	799.00
 9SH03 3 Function Shower Head Only (Contemporary)	329.00	480.00	590.00
 9SA30 8" Shower Arm & Flange	130.00	179.00	209.00
 4F014 8" Shower Head with Wall Mount 12" Shower Arm & Flange	514.00	734.00	928.00
 4F214 8" Shower Head with Ceiling Mount 8" Shower Arm & Flange	489.00	694.00	878.00
 9SH14 8" Shower Head Only	399.00	549.00	699.00
 9SA14 12" Shower Arm & Flange	115.00	185.00	229.00
 9SA54 8" Ceiling Mount Shower Arm & Flange	90.00	145.00	179.00
 4J005 EA 4J025 x2 4J045 x4 Body Spray with 1/2" NPT x 1/2" NPSM x 3" Nipple	119.00 238.00 476.00	189.00 378.00 756.00	249.00 498.00 996.00
 9HBD5 Wall Mount Bidet & Foot Rinse with Dual Function Spray	349.00	449.00	540.00
 4GH00 Single Function 4GH03 3 Function Adjustable Slide Bar with Hand Held Shower Assembly	448.00 578.00	699.00 849.00	849.00 1049.00
 9AB05 Adjustable Slide Bar Only	224.00	340.00	401.00
 9FH01 Hose Only 1/2" x 1/2" x 60"	59.00	110.00	149.00
 9HS05 Single Function 9HS35 3 Function Hand Held Shower Only	165.00 295.00	249.00 399.00	299.00 499.00
 4H005 Integral Supply with 1/2" NPT x 1/2" NPSM x 3" Nipple	99.00	139.00	179.00
 9WB10 Wall Bracket for Hand Held Shower	69.00	99.00	119.00
 9HBD10 Hand Held Shower Bidet with Extended Reach & Dual Function Including Wall Bracket with Supply & Hose	397.00	578.00	699.00
 9FH01 Hose Only 1/2" x 1/2" x 60"	59.00	110.00	149.00
 9WB02 Wall Bracket with Integral Supply	99.00	139.00	179.00
 9HBD1 Hand Held Shower Bidet	239.00	329.00	390.00

Model No & Description	FINISH PRICE CATEGORY		
	A CHROME	B OTHER	C GOLD
 4UH01 Bar with Inlet at Diverter. Includes 8" Shower Head, 12" Shower Arm, 30" Adjustable Slide Bar (can be cut to suit), Hand Held Shower & Diverter	1098.00	1690.00	2180.00
 4UH02 Bar with Inlet at Shower Head. Includes 8" Shower Head, 12" Shower Arm, 30" Adjustable Slide Bar (can be cut to suit), Hand Held Shower & Diverter	1299.00	1895.00	2380.00
<i>Note: Requires Mixing Valve with On/Off</i>			
 *9FSD32 32" *9FSD42 48" Linear Drain (Complete) Paisley Pattern	639.00 798.00	639.00 798.00	789.00 998.00
 *T9FSD32 32" *T9FSD42 48" Trim Only	349.00 449.00	349.00 449.00	499.00 649.00
 *9FSD33 32" *9FSD43 48" Linear Drain (Complete) XOXO Pattern	639.00 798.00	639.00 798.00	789.00 998.00
 *T9FSD33 32" *T9FSD43 48" Trim Only	349.00 449.00	349.00 449.00	499.00 649.00
 9FSD30 32" 9FSD40 48" Rough-In Only		290.00 349.00	
 *9FSD11 Standard *9FSD12 Paisley *9FSD13 XOXO Shower Drain for Acrylic Base (Complete)	58.00 85.00 85.00	58.00 85.00 85.00	69.00 99.00 99.00
 *T9FSD11 Standard *T9FSD12 Paisley *T9FSD13 XOXO Trim Only	39.00 66.00 66.00	39.00 66.00 66.00	50.00 80.00 80.00
 9FSD10 Rough-In Only		19.00	
 *9FSD21 Standard *9FSD22 Paisley *9FSD23 XOXO Shower Drain for Concrete Base (Complete)	72.00 99.00 99.00	72.00 99.00 99.00	83.00 113.00 113.00
 *T9FSD21 Standard *T9FSD22 Paisley *T9FSD23 XOXO Trim Only	39.00 66.00 66.00	39.00 66.00 66.00	50.00 80.00 80.00
 9FSD20 Rough-In Only		33.00	

Model No & Description	FINISH PRICE CATEGORY		
	A CHROME	B OTHER	C GOLD
 7AH00 18" 7BH00 24" 7CH00 30" Towel Bar	159.00	239.00	295.00
 7DH00 Towel Ring	95.00	135.00	175.00
 7EH00 Toilet Paper Holder (Double Post)	135.00	210.00	249.00
 7FH00 Toilet Paper Holder (Single Post)	95.00	135.00	175.00
 7HH00 Robe Hook	65.00	105.00	145.00
 7JH00 Soap Holder	119.00	169.00	198.00
 7LH00 Glass Holder	119.00	169.00	198.00
 7NH00 21" 7PH00 12" Glass Shelf	219.00	335.00	395.00
 7QH00 18" 7RH00 24" 7SH00 30" Dual Towel Bar	245.00	345.00	419.00
 9JH00 Toilet Trip Lever -	99.00	129.00	149.00

Model No & Description	FINISH PRICE CATEGORY		
	A CHROME	B OTHER	C GOLD
 9GB01 16" 9GB02 24" 9GB04 36" Grab Bars	249.00	329.00	389.00
 *9TTP1 Recessed Toilet Paper Holder	299.00	299.00	399.00
 *9TWN1 12 x 12" Recessed Wall Niche	499.00	499.00	649.00
 *9TWR1 10 1/2" Tension Rod with 3 Hooks (optional)	29.00	29.00	39.00
 *9TWN3 12 x 12" Recessed Wall Niche with Door	699.00	699.00	899.00
 *9TWN2 22 x 24" Wall Recessed Niche	599.00	599.00	749.00
 *9TWR2 22 1/2" Tension Rod with 3 Hooks (optional)	29.00	29.00	39.00
 *9TWN4 12" x 24" Recessed Wall Niche with Two Adjustable Shelves (for vertical use)	699.00	699.00	899.00
 *9HSS1 Shower Seat	990.00	990.00	1195.00

Model No & Description	FINISH PRICE CATEGORY		
	A CHROME	B OTHER	C GOLD
 8AHOL or R Widespread Kitchen Set	549.00	749.00	N/A
 8BHOL or R Widespread Kitchen Set with Hand Spray	749.00	999.00	N/A
 8DHOL or R Dual Handle Kitchen Set	599.00	799.00	N/A
 8CHOL or R Dual Handle Kitchen Set with Hand Spray	799.00	1049.00	N/A
 8EHOL or R Wall Mount Pot Filler	799.00	1095.00	N/A
 8HHOL or R Deck Mount Pot Filler	799.00	1095.00	N/A

Model No & Description	FINISH PRICE CATEGORY		
	A CHROME	B OTHER	C GOLD
 8JHOL Single Hole Single Control Kitchen Set with Retractable Dual Function Spray	849.00	1095.00	N/A
 8JHML Single Hole Single Control Mini Kitchen Set with Retractable Dual Function Spray	649.00	849.00	N/A
BAR			
 8PHOL or R Dual Handle Bar Faucet	549.00	749.00	N/A
 8QHOL or R Dual Handle Bar Faucet with Hand Spray	749.00	999.00	N/A
 9YSD2 Soap Dispenser	139.00	199.00	249.00



1ALAL MB RD
COLOR MAIN FINISH WITH COLOUR ACCENT FINISH CONFIGURATION




1ALAC CH BJ
METAL MAIN FINISH WITH COLOUR ACCENT FINISH CONFIGURATION



MAIN - RD
Red



ACCENT - CH
Chrome



1KLAL RD CH
COLOR MAIN FINISH WITH COLOUR ACCENT FINISH CONFIGURATION











LaSalle

TYPICAL SPLIT FINISH CONFIGURATION

Metal Finishes

Color Finishes












CH Chrome	PN Polished Nickel	BB Bright Brass	RD Red	MW Matt White	WH White
					
GD Gold	SN Satin Nickel	SB Satin Brass	BK Black	MB Matt Black	MR Maroon
					
SC Satin Chrome	OB Oil Rubbed Bronze	ABM Antique Brass Matt	BJ Blu Jean	AQ Aqua	BD Bordeaux
					
ACM Antique Copper Matt	NB Natural Brass	TB Tuscan Brass			PH Purple Haze
					

Model No & Description	FINISH PRICE CATEGORY			Model No & Description	FINISH PRICE CATEGORY		
	A CHROME	B OTHER	C GOLD		A CHROME	B OTHER	C GOLD
 1ALAL (Lever Handle) Widespread Lav. Set (less drain)	549.00	799.00	949.00	 6FLAL Single Hole Single Control Bidet Fitting (less drain)	499.00	699.00	849.00
 1ALAC (Cross Handle) Widespread Lav. Set (less drain)	549.00	799.00	949.00	 6CLAL or C Bidet Fitting with Spray, Diverter, with Vacuum Breaker (less drain)	988.00	1290.00	1549.00
 1MLAL Single Control Lav. Set (2 1/4" Aerator to Deck) (less drain)	467.00	669.00	799.00	 9DPU13 9DPU12 Exposed Push-up Drain with Overflow	55.00 79.00	79.00 119.00	95.00 139.00
 1NLAL Single Control Lav. Set with Extended Base (7 3/4" Aerator to Deck) (less drain)	549.00	759.00	899.00	 9DPU15 9DPU14 Exposed Push-up Drain without Overflow	55.00 79.00	79.00 119.00	95.00 139.00
 1KLAL Single Control Lav. Set (8 7/8" Aerator to Deck) (less drain)	467.00	669.00	799.00	 9DPU6 9DPU5 Exposed Commercial Drain without Overflow	55.00 79.00	79.00 119.00	95.00 139.00
 1LLAL Single Control Lav. Set (11 1/2" Aerator to Deck) (less drain)	549.00	759.00	899.00	 9DPT1 Exposed P-Trap with Flange	79.00	129.00	159.00
 1GLAL or C Wall Mount Lav. Set (less drain)				 9DPT3 Exposed Bottle Trap with Flange	129.00	219.00	259.00
 T1GLAL or C Trim Only	399.00	629.00	775.00	 9KLV2 Exposed Contemporary Supply Kit Includes: 9ASV2 (X2) Shut-Off 9CFT2 (X2) Flex Tube 9BSL1 (X1) Sleeve	275.00	399.00	495.00
 1GR100 Rough-In Only		325.00		<i>Note: Applicable to most Lavs and Bidets (some units may require adaptor 1/2" Mx3/8" M) For other options please refer to RUBINET BATH ESSENTIALS page</i>			
 1JLAL Wall Mount Single Control Lav. Set (less drain)				 9XFLTSW02 9CFT2 Exposed OPTIONAL Stainless Steel Supply Flex Tube (3/8" F x 1/2" F x 11") Commonly used with Widespread Lavs and Bidets	19.00 45.00	60.00	75.00
 T1JLAL Trim Only	365.00	575.00	729.00	 9KAD1 Flex Tube Adaptor 1/2" M x 3/8" M			5.00
 1JR100 Rough-In Only		235.00		 9KWC2 Exposed Toilet Supply Kit- Contemporary Includes: 9ASV2 (X1) Shut-Off, 9CFT1 (x1) Flex Tube, 9BSL1 (x1) Sleeve	145.00	209.00	249.00
				 9XFLTTS01 9CFT1 Exposed Stainless Steel Toilet Supply Flextube (3/8" Str x 7/8" F x 11")	45.00	60.00	75.00

Exposed = All Visual Parts Are Finished

FINISH PRICE CATEGORY

FINISH PRICE CATEGORY

Model No & Description	FINISH PRICE CATEGORY		
	A CHROME	B OTHER	C GOLD
 5ALAL or C Roman Tub Filler			
T5ALAL or C Trim Only	499.00	759.00	899.00
 5AR100 1/2" 5AR300 3/4" Rough-In Only		229.00 339.00	
 5RLAL Pressure Balance Deck Mount Mixing Valve with Hand Held Shower			
T5RLAL Trim Only	439.00	649.00	799.00
 5RR100 Rough-In Only		269.00	
 5HLAL or C Four Piece Roman Tub Filler with Hand Held Shower			
T5HLAL or C Trim Only	895.00	1299.00	1595.00
 5HR100 Rough-In Only		449.00	
 3FLAL or C Floor Mount Tub Filler	1550.00	2275.00	2680.00
 3GLAL or C Floor Mount Tub Filler with Hand Held Shower	1988.00	2900.00	3690.00
 2ALAL or C Three Valve Tub Filler with Diverter			
T2ALAL or C Trim Only	369.00	559.00	680.00
 2AR100 Rough-In Only		375.00	
 3ALAL or C Two Valve Tub Filler			
T3ALAL or C Trim Only	248.00	379.00	459.00
 3AR100 Rough-In Only		280.00	

Model No & Description	FINISH PRICE CATEGORY		
	A CHROME	B OTHER	C GOLD
 2TLAW Wall Mount Tub Spout	172.00	276.00	345.00
 2TLAD Deck Mount Tub Spout	289.00	463.00	579.00
 2TLAF Floor Mount Tub Spout	499.00	798.00	998.00
 9EW02 22" 9EW03 27" Adjustable Cable Driven Tubular Waste & Overflow Solid Brass	268.00 298.00	309.00 339.00	339.00 369.00
 T9EW00 Trim Only	69.00	110.00	140.00
 9ER02 22" 9ER03 27" Rough-In Only		199.00 229.00	
 9EW010 22" Adjustable Cable Driven Tubular Waste & Overflow PVC with Brass Trim Only	168.00	209.00	239.00
 T9EW010 Trim Only	69.00	110.00	140.00
 9ER10 Rough-In Only		99.00	
 9EW05 16" 9EW06 22" Adjustable Cable Driven Telescopic Waste & Overflow Solid Brass	168.00 179.00	209.00 220.00	239.00 250.00
 T9EW00 Trim Only	69.00	110.00	140.00
 9ER05 16" 9ER06 22" Rough-In Only		99.00 110.00	
 9EW08 22" Exposed Adjustable Plug & Chain Tubular Waste & Overflow Solid Brass	449.00	599.00	699.00
 9EW011 22" Exposed Adjustable Push-Up Tubular Waste & Overflow Solid Brass	449.00	599.00	699.00

LASALLE

FINISH PRICE CATEGORY
















FINISH PRICE CATEGORY










Model No & Description

A CHROME B OTHER C GOLD

Model No & Description

A CHROME B OTHER C GOLD

	4YLAL or C Pressure Balance Shower Valve with Stops			
	T4YLAL or C Trim Only	249.00	399.00	499.00
	4YR100 Rough-In Only		295.00	
	2YLAL or C Pressure Balance Shower Valve with Stops & Two Way Diverter			
	T2YLAL or C Trim Only	298.00	478.00	598.00
	2YR100 Rough-In Only		399.00	
	3YLAL or C Pressure Balance Valve with Stops & Separate Three Way Diverter with Shared Outlets			
	T3YLAL or C Trim Only	414.00	648.00	794.00
	3YR100 Rough-In Only		524.00	
	4XLAL or C Three Way Diverter Valve with Shared Outlets in Between Functions			
	T4XLAL or C Trim Only	165.00	249.00	295.00
	4XR100 Rough-In Only		229.00	
	201LAL or C 5" Wall Mount 202LAL or C 8" Wall Mount 203LAL or C 8" Ceiling Mount Pressure Balance Shower with Fixed Shower Head & Arm			
	T201LAL or C 5" Wall Mount T202LAL or C 8" Wall Mount T203LAL or C 8" Ceiling Mount Trim Only	459.00	733.00	917.00
	4YR100 Rough-In Only		295.00	

	211LAL or C 5" Wall Mount 212LAL or C 8" Wall Mount 213LAL or C 8" Ceiling Mount Pressure Balance Shower with Fixed Shower Head & Arm, Hand Held Shower, Bar & Integral Supply			
	T211LAL or C 5" Wall Mount T212LAL or C 8" Wall Mount T213LAL or C 8" Ceiling Mount Trim Only	1055.00	1650.00	2044.00
	2YR100 Rough-In Only		399.00	
	221LAL or C 5" Wall Mount 222LAL or C 8" Wall Mount 223LAL or C 8" Ceiling Mount Pressure Balance Tub & Shower with Fixed Shower Head & Arm with Tub Filler Spout			
	T221LAL or C 5" Wall Mount T222LAL or C 8" Wall Mount T223LAL or C 8" Ceiling Mount Trim Only	680.00	1088.00	1361.00
	2YR100 Rough-In Only		399.00	
	231LAL or C 5" Wall Mount 232LAL or C 8" Wall Mount 233LAL or C 8" Ceiling Mount Pressure Balance Tub & Shower with Three Way Diverter Shared Flow, Fixed Shower Head & Arm, Tub Filler Spout, Hand Held Shower, Bar & Integral Supply			
	T231LAL or C 5" Wall Mount T232LAL or C 8" Wall Mount T233LAL or C 8" Ceiling Mount Trim Only	1343.00	2096.00	2585.00
	3YR100 Rough-In Only		524.00	

FINISH PRICE CATEGORY

Model No & Description

A CHROME B OTHER C GOLD

FINISH PRICE CATEGORY

Model No & Description

A CHROME B OTHER C GOLD



4MLAC
Temperature Control Valve with Stops

T4MLAC 329.00 490.00 599.00
Trim Only



4MR100 1/2" 395.00
4MR300 3/4" 499.00
Rough-In Only



4QLAL or C
Temperature Control Valve with Stops & Volume Control

T4QLAL or C 429.00 649.00 770.00
Trim Only



4QR100 1/2" 519.00
4QR300 3/4" 649.00
Rough-In Only



4LLAL or C
Temperature Control Valve with Stops & Volume Control Plus **One** Other Volume Control

T4LLAL or C 548.00 824.00 999.00
Trim Only



4LR100 1/2" 619.00
4LR300 3/4" 788.00
Rough-In Only



4NLAL or C
Temperature Control Valve with Stops & **Three** Volume Controls

T4NLAL or C 686.00 1015.00 1286.00
Trim Only



4NR100 1/2" 725.00
4NR300 3/4" 916.00
Rough-In Only



4SLAL or C
Temperature Control Valve with Stops & **Two** Volume Controls

T4SLAL or C 629.00 899.00 1095.00
Trim Only



4SR100 1/2" 629.00
4SR300 3/4" 798.00
Rough-In Only



2QLAL or C
Temperature Control Valve with Stops & Two Way Diverter with Shut-Off

T2QLAL or C 429.00 649.00 770.00
Trim Only



2QR100 1/2" 595.00
Rough-In Only



2RLAL or C
Temperature Control Valve with Stops, Two Way Diverter with Shut-Offs, Plus **One** Other Extra Volume Control

T2RLAL or C 548.00 824.00 999.00
Trim Only



2RR100 1/2" 699.00
Rough-In Only



2SLAL or C
Temperature Control Valve with Stops & Separate Three Way Diverter with **Shut-Offs** in Between Functions

T2SLAL or C 494.00 739.00 894.00
Trim Only



2SR100 1/2" 624.00
Rough-In Only



3XLAL or C
Three Way Diverter with **Shut-Offs** in Between Functions

T3XLAL or C 165.00 249.00 295.00
Trim Only



3XR100 1/2" 229.00
Rough-In Only



2XLAL or C
Two Way Diverter with **Shut-Off**

T2XLAL or C 165.00 249.00 295.00
Trim Only



2XR100 1/2" 195.00
Rough-In Only



4KLAL or C
Volume Control Valve

T4KLAL or C 119.00 175.00 229.00
Trim Only



4KR100 1/2" 110.00
4KR300 3/4" 139.00
Rough-In Only

LASALLE

Model No & Description

A B C
CHROME OTHER GOLD

Model No & Description

A B C
CHROME OTHER GOLD

Shown With
5" Wall Mount
Shower Head

20LAL or C 5" Wall Mount
21LAL or C 8" Wall Mount
22LAL or C 8" Ceiling Mount
Temperature Control
Shower with Two Way Diverter
& Shut-Off, Hand Held Shower,
Bar, Integral Supply & Fixed
Shower Head & Arm



T20LAL or C 5" Wall Mount 1186.00 1821.00 2216.00
T21LAL or C 8" Wall Mount 1490.00 2221.00 2726.00
T22LAL or C 8" Ceiling Mount 1465.00 2181.00 2676.00
Trim Only



2QR100 1/2" 595.00
Rough-In Only

Shown With
8" Ceiling Mount
Shower Head

23LAL or C 5" Wall Mount
24LAL or C 8" Wall Mount
25LAL or C 8" Ceiling Mount
Temperature Control Tub
& Shower with Three Way
Diverter & Shut-Off, Hand Held
Shower, Bar, Integral Supply,
Wall Mount Tub Filler Spout and
Fixed Shower Head & Arm



T23LAL or C 5" Wall Mount 1423.00 2187.00 2685.00
T24LAL or C 8" Wall Mount 1727.00 2587.00 3195.00
T25LAL or C 8" Ceiling Mount 1702.00 2547.00 3145.00
Trim Only



2SR100 1/2" 624.00
Rough-In Only

Shown With
5" Wall Mount
Shower Head

26LAL or C 5" Wall Mount
27LAL or C 8" Wall Mount
28LAL or C 8" Ceiling Mount
Temperature Control
Shower with Two Way Diverter
& Shut-Off, with One Separate
Volume Control, Hand Held
Shower, Bar Integral Supply,
Wall Mount Bidet / Foot Rinse &
Fixed Shower Head & Arm



T26LAL or C 5" Wall Mount 1654.00 2445.00 2985.00
T27LAL or C 8" Wall Mount 1958.00 2845.00 3495.00
T28LAL or C 8" Ceiling Mount 1933.00 2805.00 3445.00
Trim Only



2RR100 1/2" 699.00
Rough-In Only

Shown With
8" Ceiling Mount
Shower Head

30LAL or C 5" Wall Mount
31LAL or C 8" Wall Mount
32LAL or C 8" Ceiling Mount
Temperature Control
Shower with Two Way Diverter
& Shut-Off, with One Separate Volume
Control with Hand Held Shower,
Bar, Integral Supply, Two Body
Sprays & Fixed Shower Head



T30LAL or C 5" Wall Mount 1443.00 2374.00 2943.00
T31LAL or C 8" Wall Mount 1847.00 2774.00 3453.00
T32LAL or C 8" Ceiling Mount 1822.00 2734.00 3403.00
Trim Only



2RR100 1/2" 699.00
Rough-In Only

Shown With
5" Wall Mount
Shower Head

40LAL or C 5" Wall Mount
41LAL or C 8" Wall Mount
42LAL or C 8" Ceiling Mount
Temperature Control Shower
with Two Separate Volume Controls,
Fixed Shower Head, Bar, Integral
Supply & Hand Held Shower



T40LAL or C 5" Wall Mount 1305.00 1996.00 2445.00
T41LAL or C 8" Wall Mount 1609.00 2396.00 2955.00
T42LAL or C 8" Ceiling Mount 1584.00 2356.00 2905.00
Trim Only



4LR100 1/2" 619.00
Rough-In Only

Shown With
8" Ceiling Mount
Shower Head

45LAL or C 5" Wall Mount
46LAL or C 8" Wall Mount
47LAL or C 8" Ceiling Mount
Temperature Control Shower
with Three Separate Volume
Controls, Fixed Shower Head,
Bar, Integral Supply, Hand Held
Shower & Four Body Sprays



T45LAL or C 5" Wall Mount 1919.00 2943.00 3728.00
T46LAL or C 8" Wall Mount 2223.00 3343.00 4238.00
T47LAL or C 8" Ceiling Mount 2198.00 3303.00 4188.00
Trim Only



4NR300 3/4" 916.00
Rough-In Only

FINISH PRICE CATEGORY

FINISH PRICE CATEGORY

Model No & Description	FINISH PRICE CATEGORY		
	A CHROME	B OTHER	C GOLD
 4F008 5" Shower Head with Wall Mount 12" Shower Arm & Flange	210.00	334.00	418.00
4F208 5" Shower Head with Ceiling Mount 8" Shower Arm & Flange	185.00	294.00	368.00
9SH08 5" Shower Head Only	95.00	149.00	189.00
 4F014 8" Shower Head with Wall Mount 12" Shower Arm & Flange	514.00	734.00	928.00
4F214 8" Shower Head with Ceiling Mount 8" Shower Arm Flange	489.00	694.00	878.00
9SH14 8" Shower Head Only	399.00	549.00	699.00
 9SA14 12" Shower Arm & Flange	115.00	185.00	229.00
9SA54 8" Ceiling Mount Shower Arm & Flange	90.00	145.00	179.00
4J004 EA. 4J024 x2 4J044 x4 Body Spray with 1/2" NPT x 1/2" NPSM x 3" Nipple	119.00	189.00	249.00
238.00	378.00	498.00	
476.00	756.00	996.00	
 9HBD5 Wall Mount Bidet & Foot Rinse with Dual Function Spray	349.00	449.00	540.00
4GLA0 Single Function 4GLA3 3 Function Adjustable Slide Bar with Hand Held Shower Assembly	448.00	699.00	849.00
578.00	849.00	1049.00	
9AB05 Adjustable Slide Bar Only	224.00	340.00	401.00
9FH01 Hose Only 1/2" x 1/2" x 60"	59.00	110.00	149.00
9HS05 Single Function 9HS35 3 Function Hand Held Shower Only	165.00	249.00	299.00
295.00	399.00	499.00	
4H010 Integral Supply with 1/2" NPT x 1/2" NPSM x 3" Nipple	99.00	139.00	179.00
9WB10 Wall Bracket for Hand Held Shower	69.00	99.00	119.00
9HBD10 Hand Held Shower Bidet with Extended Reach & Dual Function Including Wall Bracket with Supply & Hose	397.00	578.00	699.00
9FH01 Hose Only 1/2" x 1/2" x 60"	59.00	110.00	149.00
9WB02 Wall Bracket with Integral Supply	99.00	139.00	179.00
9HBD1 Hand Held Shower Bidet	239.00	329.00	390.00

Model No & Description	FINISH PRICE CATEGORY		
	A CHROME	B OTHER	C GOLD
 4ULA1 5" Shower Head 4ULA3 8" Shower Head Bar with Inlet at Diverter. Includes Shower Head, 12" Shower Arm, 30" Adjustable Slide Bar (can be cut to suit), Hand Held Shower & Diverter	859.00	1393.00	1760.00
1098.00	1690.00	2190.00	
4ULA2 5" Shower Head 4ULA4 8" Shower Head Bar with Inlet at Shower Head. Includes Shower Head, 12" Shower Arm, 30" Adjustable Slide Bar (can be cut to suit), Hand Held Shower & Diverter	1061.00	1613.00	1966.00
1299.00	1895.00	2380.00	
<i>Note: Requires Mixing Valve with On/Off</i>			
 *9FSD32 32" *9FSD42 48" Linear Drain (Complete) Paisley Pattern	639.00	639.00	789.00
798.00	798.00	998.00	
*T9FSD32 32" *T9FSD42 48" Trim Only	349.00	349.00	499.00
449.00	449.00	649.00	
 *9FSD33 32" *9FSD43 48" Linear Drain (Complete) XOXO Pattern	639.00	639.00	789.00
798.00	798.00	998.00	
*T9FSD33 32" *T9FSD43 48" Trim Only	349.00	349.00	499.00
449.00	449.00	649.00	
9FSD30 32" 9FSD40 48" Rough-In Only		290.00	
		349.00	
 *9FSD11 Standard *9FSD12 Paisley *9FSD13 XOXO Shower Drain for Acrylic Base (Complete)	58.00	58.00	69.00
85.00	85.00	99.00	
85.00	85.00	99.00	
*T9FSD11 Standard *T9FSD12 Paisley *T9FSD13 XOXO Trim Only	39.00	39.00	50.00
66.00	66.00	80.00	
66.00	66.00	80.00	
9FSD10 Rough-In Only		19.00	
 *9FSD21 Standard *9FSD22 Paisley *9FSD23 XOXO Shower Drain for Concrete Base (Complete)	72.00	72.00	83.00
99.00	99.00	113.00	
99.00	99.00	113.00	
*T9FSD21 Standard *T9FSD22 Paisley *T9FSD23 XOXO Trim Only	39.00	39.00	50.00
66.00	66.00	80.00	
66.00	66.00	80.00	
9FSD20 Rough-In Only		33.00	

LASALLE

FINISH PRICE CATEGORY

FINISH PRICE CATEGORY

Model No & Description		FINISH PRICE CATEGORY		
		A CHROME	B OTHER	C GOLD
 7ALA0 18" 7BLA0 24" 7CLA0 30" Towel Bar	18"	159.00	239.00	295.00
	24"	165.00	246.00	299.00
	30"	175.00	269.00	325.00
 7DLA0 Towel Ring		95.00	135.00	175.00
 7ELA0 Toilet Paper Holder (Double Post)		135.00	210.00	249.00
 7FLA0 Toilet Paper Holder (Single Post)		95.00	135.00	175.00
 7HLA0 Robe Hook		65.00	105.00	145.00
 7JLA0 Soap Holder		119.00	169.00	198.00
 7LLA0 Glass Holder		119.00	169.00	198.00
 7NLA0 21" 7PLA0 12" Glass Shelf	21"	219.00	335.00	395.00
	12"	219.00	335.00	395.00
 7QLA0 18" 7RLA0 24" 7SLA0 30" Dual Towel Bar	18"	245.00	345.00	419.00
	24"	252.00	357.00	433.00
	30"	263.00	375.00	465.00
 9JLA0 Toilet Trip Lever -		99.00	129.00	149.00


Model No & Description		FINISH PRICE CATEGORY		
		A CHROME	B OTHER	C GOLD
 9GB01 16" 9GB02 24" 9GB04 36" Grab Bars	16"	249.00	329.00	389.00
	24"	269.00	344.00	409.00
	36"	319.00	399.00	465.00
 *9TTP1 Recessed Toilet Paper Holder		299.00	299.00	399.00
 *9TWN1 12 x 12" Recessed Wall Niche		499.00	499.00	649.00
 *9TWR1 10 1/2" Tension Rod with 3 Hooks (optional)		29.00	29.00	39.00
 *9TWN3 12 x 12" Recessed Wall Niche with Door		699.00	699.00	899.00
 *9TWN2 12 x 24" Recessed Wall Niche		599.00	599.00	749.00
 *9TWR2 22 1/2" Tension Rod with 3 Hooks (optional)		29.00	29.00	39.00
 *9TWN4 12"x 24" Recessed Wall Niche with Two Adjustable Shelves (for vertical use)		699.00	699.00	899.00
 *9HSS1 Shower Seat		990.00	990.00	1195.00

Model No & Description	FINISH PRICE CATEGORY			Model No & Description	FINISH PRICE CATEGORY		
	A CHROME	B OTHER	C GOLD		A CHROME	B OTHER	C GOLD
 8ALAL or C Widespread Kitchen Set	549.00	749.00	N/A	 8LLAL Single Control Kitchen Set with Hand Spray	899.00	1190.00	N/A
 8BLAL or C Widespread Kitchen Set with Hand Spray	749.00	999.00	N/A	 8MLAL Single Control Kitchen Set	699.00	949.00	N/A
 8DLAL or C Single Control Kitchen Set	549.00	749.00	N/A	BAR			
 8ELAL or C Wall Mount Pot Filler	799.00	1095.00	N/A	 8NLAL Single Control Bar Faucet with Hand Spray	849.00	1140.00	N/A
 8HLAL or C Deck Mount Pot Filler	799.00	1095.00	N/A	 80LAL Single Control Bar Faucet	649.00	899.00	N/A
 8LAL Single Control Kitchen Set with Suspended Industrial Spray	1099.00	1440.00	N/A	 8PLAL Single Control Bar Faucet	499.00	699.00	N/A
 9YSD2 Soap Dispenser	139.00	199.00	249.00				

MAIN - OB
Oil Rubbed Bronze




ACCENT - WH
White




1ARVJC OB WH
METAL MAIN FINISH WITH COLOUR ACCENT FINISH CONFIGURATION

MAIN - SB
Satin Brass





ACCENT - AQ
Aqua



1GRVL SB AQ
METAL MAIN FINISH WITH COLOUR ACCENT FINISH CONFIGURATION

MAIN - CH
Chrome

ACCENT - MB
Matt Black



1ARVL CH MB
METAL MAIN FINISH WITH COLOUR ACCENT FINISH CONFIGURATION

RAVEN

TYPICAL SPLIT FINISH CONFIGURATION


Metal Finishes

Color Finishes

CH Chrome




PN Polished Nickel



BB Bright Brass




RD Red



MW Matt White




WH White




GD Gold



SN Satin Nickel




SB Satin Brass




BK Black



MB Matt Black




MR Maroon




SC Satin Chrome




OB Oil Rubbed Bronze




ABM Antique Brass Matt




BJ Blu Jean




AQ Aqua



BD Bordeaux




ACM Antique Copper Matt



NB Natural Brass


























TB Tuscan Brass



















PH Purple Haze



Model No & Description	FINISH PRICE CATEGORY		
	A CHROME	B OTHER	C GOLD
 1ARVL (Lever Handle) Widespread Lav. Set (less drain)	799.00	1049.00	1199.00
 1ARVC (Cross Handle) Widespread Lav. Set (less drain)	799.00	1049.00	1199.00
 1ARVJL (Jasmin Spout) Widespread Lav. Set (less drain)	669.00	899.00	1075.00
 1ARVJC (Jasmin Spout) Widespread Lav. Set (less drain)	669.00	899.00	1075.00
 1MRVL Single Control Lav. Set (5 7/8" Aerator to Deck) (less drain)	649.00	849.00	999.00
 1GRVL or C Wall Mount Lav. Set (less drain)			
T1GRVL or C Trim Only	599.00	899.00	1099.00
 1GRV2L or C Wall Mount Lav. Set with Extended Spout 10 1/2" (less drain)			
T1GRV2L or C Trim Only	699.00	999.00	1199.00
 1GRVJL or C (Jasmin Spout) Wall Mount Lav. Set (less drain)			
T1GRVJL or C Trim Only	480.00	699.00	849.00
 1GR100 Rough-In Only		325.00	
 1JRVL Wall Mount Single Control Lav. (less drain)			
T1JRVL Trim Only	549.00	849.00	1049.00
 1JRV2L Wall Mount Single Control Lav. with Extended Spout 10 1/2" (less drain)			
T1JRV2L Trim Only	649.00	949.00	1149.00
 1JRVJL (Jasmin Spout) Wall Mount Single Control Lav (less drain)			
T1JRVJL Trim Only	429.00	649.00	799.00
 1JR100 Rough-In Only		235.00	

Model No & Description	FINISH PRICE CATEGORY		
	A CHROME	B OTHER	C GOLD
 6FRVL Single Hole Single Control Bidet Fitting (less drain)	699.00	899.00	1049.00
 6CRVL or C Bidet Fitting with Spray, Diverter, with Vacuum Breaker (less drain)	1029.00	1320.00	1595.00
 9DPU13 Push-up Drain with Overflow	55.00	79.00	95.00
9DPU12 Exposed	79.00	119.00	139.00
 9DPU15 Push-up Drain without Overflow	55.00	79.00	95.00
9DPU14 Exposed	79.00	119.00	139.00
 9DPU6 Commercial Drain without Overflow	55.00	79.00	95.00
9DPU5 Exposed	79.00	119.00	139.00
 9DPT1 Exposed P-Trap with Flange	79.00	129.00	159.00
 9DPT3 Exposed Bottle Trap with Flange	129.00	219.00	259.00
 9KLV2 Exposed Contemporary Supply Kit Includes: 9ASV2 (X2) Shut-Off, 9CFT2 (X2) Flex Tube, 9BSL1 (X1) Sleeve	275.00	399.00	495.00
<i>Note: Applicable to most Lavs and Bidets (some units may require adaptor 1/2"Mx3/8"M) For other options please refer to RUBINET BATH ESSENTIALS page</i>			
 9XFLTSW02 OPTIONAL Stainless Steel Supply Flex Tube (3/8"F x1/2"F x11") Commonly used with Widespread Lavs and Bidets	19.00		
9CFT2 Exposed	45.00	60.00	75.00
 9KAD1 Flex Tube Adaptor 1/2"M x 3/8"M		5.00	
 9KWC2 Exposed Toilet Supply Kit- Contemporary Includes: 9ASV2 (X1) Shut-Off, 9CFT1 (x1) Flex Tube, 9BSL1 (x1) Sleeve	145.00	209.00	249.00
 9XFLTTS01 Stainless Steel Toilet Supply Flex tube (3/8" Str x 7/8" F x 11")	19.00		
9CFT1 Exposed	45.00	60.00	75.00









Exposed = All Visual Parts Are Finished













Model No & Description	FINISH PRICE CATEGORY		
	A CHROME	B OTHER	C GOLD
 5ARVJL or C Roman Tub Filler			
T5ARVJL or C Trim Only	619.00	885.00	1049.00
 5AR100 1/2" 5AR300 3/4" Rough-In Only		229.00 339.00	
 5RRVL Pressure Balance Deck Mount Mixing Valve with Hand Held Shower			
T5RRVL Trim Only	439.00	649.00	799.00
 5RR100 Rough-In Only		269.00	
 5HRVJL or C Four Piece Roman Tub Filler with Hand Held Shower			
T5HRVJL or C Trim Only	999.00	1490.00	1799.00
 5HR100 Rough-In Only		449.00	
 2DRVL or C Deck Mount Tub & Shower with Hand Held Shower	2298.00	2999.00	3699.00
 2FRVL or C Floor Mount Tub & Shower with Hand Held Shower	2495.00	3678.00	4394.00
 2WRVL or C Wall Mount Tub & Shower with Hand Held Shower	1990.00	3095.00	3598.00
 3DRVL or C Deck Mount Tub Filler with Hand Held Shower	1490.00	2275.00	2690.00
 3FRVL or C Floor Mount Tub Filler with Hand Held Shower	1698.00	2495.00	2999.00
 3WRVL or C Wall Mount Tub Filler with Hand Held Shower	1249.00	1799.00	2180.00
 2ARVL or C Three Valve Tub Filler with Diverter			
T2ARVL or C Trim Only	449.00	675.00	799.00
 2AR100 Rough-In Only		375.00	
 3ARVL or C Two Valve Tub Filler			
T3ARVL or C Trim Only	299.00	449.00	549.00
 3AR100 Rough-In Only		280.00	

Model No & Description	FINISH PRICE CATEGORY		
	A CHROME	B OTHER	C GOLD
 2TRVW Wall Mount Tub Spout	323.00	546.00	684.00
 2TRV2 Wall Mount Tub Spout	458.00	661.00	799.00
 2TJSW Wall Mount Tub Spout	179.00	299.00	375.00
 2TJSD Deck Mount Tub Spout	285.00	449.00	599.00
 9EW02 22" 9EW03 27" Adjustable Cable Driven Tubular Waste & Overflow Solid Brass	268.00 298.00	309.00 339.00	339.00 369.00
T9EW00 Trim Only	69.00	110.00	140.00
 9ER02 22" 9ER03 27" Rough-In Only		199.00 229.00	
 9EW010 22" Adjustable Cable Driven Tubular Waste & Overflow PVC with Brass Trim Only	168.00	209.00	239.00
T9EW010 Trim Only	69.00	110.00	140.00
 9ER10 Rough-In Only		99.00	
 9EW05 16" 9EW06 22" Adjustable Cable Driven Telescopic Waste & Overflow Solid Brass	168.00 179.00	209.00 220.00	239.00 250.00
T9EW00 Trim Only	69.00	110.00	140.00
 9ER05 16" 9ER06 22" Rough-In Only		99.00 110.00	
 9EW08 22" Exposed Adjustable Plug & Chain Tubular Waste & Overflow Solid Brass	449.00	599.00	699.00
 9EW011 22" Exposed Adjustable Push-Up Tubular Waste & Overflow Solid Brass	449.00	599.00	699.00

Model No & Description	FINISH PRICE CATEGORY		
	A CHROME	B OTHER	C GOLD
	2298.00	3390.00	3995.00
4YRVL or C Pressure Balance Shower Valve with Stops			
T4YRVL or C Trim Only	259.00	419.00	519.00
4YR100 Rough-In Only		295.00	
T2YRVL or C Trim Only	308.00	498.00	618.00
2YR100 Rough-In Only		399.00	
T3YRVL or C Trim Only	414.00	648.00	724.00
3YR100 Rough-In Only		524.00	
T4XRVL or C Trim Only	155.00	229.00	275.00
4XR100 Rough-In Only		229.00	
T201RVL or C 3 Function Wall Mount	718.00	1078.00	1318.00
T202RVL or C 8\"/>	773.00	1153.00	1447.00
T203RVL or C 8\"/>	748.00	1113.00	1417.00
4YR100 Rough-In Only		295.00	

Model No & Description	FINISH PRICE CATEGORY		
	A CHROME	B OTHER	C GOLD
Shown With 8\"/>			
211RVL or C 3 Function Wall Mount			
212RVL or C 8\"/>			
213RVL or C 8\"/>			
T211RVL or C 3 Function Wall Mount	1340.00	2050.00	2494.00
T212RVL or C 8\"/>	1395.00	2125.00	2623.00
T213RVL or C 8\"/>	1390.00	1985.00	2573.00
2YR100 Rough-In Only		399.00	
Shown With 8\"/>			
221RVL or C 3 Function Wall Mount			
222RVL or C 8\"/>			
223RVL or C 8\"/>			
T221RVL or C 3 Function Wall Mount	1148.00	1714.00	2066.00
T222RVL or C 8\"/>	1145.00	1790.00	2210.00
T223RVL or C 8\"/>	1120.00	1750.00	2160.00
With Jasmin Spout			
T221RVL or C 3 Function Wall Mount	844.00	1467.00	1757.00
T222RVL or C 8\"/>	1001.00	1551.00	1900.00
T223RVL or C 8\"/>	976.00	1511.00	1850.00
2YR100 Rough-In Only		399.00	
<i>Note: Other Tub Filler Spouts Available Upon Request</i>			
Shown With 8\"/>			
231RVL or C 3 Function Wall Mount			
232RVL or C 8\"/>			
233RVL or C 8\"/>			
T231RVL or C 3 Function Wall Mount	1743.00	2691.00	3374.00
T232RVL or C 8\"/>	1798.00	2766.00	3434.00
T233RVL or C 8\"/>	1773.00	2726.00	3385.00
With Jasmin Spout			
T231RVL or C 3 Function Wall Mount	1599.00	2444.00	3065.00
T232RVL or C 8\"/>	1654.00	2519.00	3125.00
T233RVL or C 8\"/>	1629.00	2479.00	3075.00
3YR100 Rough-In Only		524.00	
<i>Note: Other Tub Filler Spouts Available Upon Request</i>			

Model No & Description	FINISH PRICE CATEGORY		
	A CHROME	B OTHER	C GOLD
 <p>4MRVC Temperature Control Valve with Stops</p>			
T4MRVC Trim Only	339.00	510.00	619.00
 <p>4MR100 1/2" 4MR300 3/4" Rough-In Only</p>		395.00	499.00
 <p>4QRVL or C Temperature Control Valve with Stops & Volume Control</p>			
T4QRVL or C Trim Only	469.00	699.00	840.00
 <p>4QR100 1/2" 4QR300 3/4" Rough-In Only</p>		519.00	649.00
 <p>4LRVL or C Temperature Control Valve with Stops & Volume Control Plus One Other Volume Control</p>			
T4LRVL or C Trim Only	608.00	909.00	1099.00
 <p>4LR100 1/2" 4LR300 3/4" Rough-In Only</p>		619.00	788.00
 <p>4NRVL or C Temperature Control Valve with Stops & Three Volume Controls</p>			
T4NRVL or C Trim Only	756.00	1140.00	1396.00
 <p>4NR100 1/2" 4NR300 3/4" Rough-In Only</p>		725.00	916.00

Model No & Description	FINISH PRICE CATEGORY		
	A CHROME	B OTHER	C GOLD
 <p>2QRVL or C Temperature Control Valve with Stops & Two Way Diverter with Shut-Off</p>			
T2QRVL or C Trim Only	469.00	699.00	840.00
 <p>2QR100 1/2" Rough-In Only</p>		595.00	
 <p>2RRVL or C Temperature Control Valve with Stops, Two Way Diverter with Shut-Offs, Plus One Other Extra Volume Control</p>			
T2RRVL or C Trim Only	608.00	909.00	1099.00
 <p>2RR100 1/2" Rough-In Only</p>		699.00	
 <p>2SRVL or C Temperature Control Valve with Stops, & Separate Three Way Diverter with Shut-Offs in Between Functions</p>			
T2SRVL or C Trim Only	494.00	739.00	894.00
 <p>2SR100 1/2" Rough-In Only</p>		624.00	
 <p>3XRVL or C Three Way Diverter with Shut-Offs in Between Functions</p>			
T3XRVL or C Trim Only	155.00	229.00	275.00
 <p>3XR100 1/2" Rough-In Only</p>		229.00	
 <p>2XRVL or C Two Way Diverter with Shut-Off</p>			
T2XRVL or C Trim Only	155.00	229.00	275.00
 <p>2XR100 1/2" Rough-In Only</p>		195.00	
 <p>4KRVL or C Volume Control Valve</p>			
T4KRVL or C Trim Only	139.00	210.00	259.00
 <p>4KR100 1/2" 4KR300 3/4" Rough-In Only</p>		110.00	139.00

RAVEN



Model No & Description
A CHROME B OTHER C GOLD

Model No & Description
A CHROME B OTHER C GOLD

Shown With
8" Wall Mount
Shower Head

20RVL or C 3 Function Wall Mount
21RVL or C 8" Wall Mount
22RVL or C 8" Ceiling Mount
Temperature Control
Shower with Two Way Diverter
& Shut-Off, Hand Held Shower,
Bar, Integral Supply & Fixed
Shower Head & Arm



T20RVL or C 3 Function Wall Mount 1501.00 2251.00 2716.00
T21RVL or C 8" Wall Mount 1556.00 2326.00 2845.00
T22RVL or C 8" Ceiling Mount 1531.00 2276.00 2795.00
Trim Only



2QR100 1/2" 595.00
Rough-In Only

Shown With
8" Ceiling Mount
Shower Head

23RVL or C 3 Function Wall Mount
24RVL or C 8" Wall Mount
25RVL or C 8" Ceiling Mount
Temperature Control Tub
& Shower with Three Way
Diverter & Shut-Off, Hand Held
Shower, Bar, Integral Supply,
Wall Mount Tub Filler Spout and
Fixed Shower Head & Arm



T23RVL or C 3 Function Wall Mount 1849.00 2837.00 3454.00
T24RVL or C 8" Wall Mount 1904.00 2912.00 3583.00
T25RVL or C 8" Ceiling Mount 1874.00 2872.00 3533.00
Trim Only



2SR100 1/2" 624.00
Rough-In Only

Shown With
8" Wall Mount
Shower Head

26RVL or C 3 Function Wall Mount
27RVL or C 8" Wall Mount
28RVL or C 8" Ceiling Mount
Temperature Control
Shower with Two Way Diverter
& Shut-Off, with One Separate
Volume Control, Hand Held
Shower, Bar Integral Supply,
Wall Mount Bidet / Foot Rinse &
Fixed Shower Head & Arm



T26RVL or C 3 Function Wall Mount 1989.00 2910.00 3515.00
T27RVL or C 8" Wall Mount 2024.00 2985.00 3644.00
T28RVL or C 8" Ceiling Mount 1999.00 2945.00 3594.00
Trim Only



2RR100 1/2" 699.00
Rough-In Only

Shown With
8" Wall Mount
Shower Head

30RVL or C 3 Function Wall Mount
31RVL or C 8" Wall Mount
32RVL or C 8" Ceiling Mount
Temperature Control
Shower with Two Way Diverter
& Shut-Off, with One Separate Volume
Control with Hand Held Shower,
Bar, Integral Supply, Two Body
Sprays & Fixed Shower Head



T30RVL or C 3 Function Wall Mount 1878.00 2839.00 3473.00
T31RVL or C 8" Wall Mount 1933.00 2914.00 3602.00
T32RVL or C 8" Ceiling Mount 1808.00 2974.00 3552.00
Trim Only



2RR100 1/2" 699.00
Rough-In Only

Shown With
8" Wall Mount
Shower Head

40RVL or C 3 Function Wall Mount
41RVL or C 8" Wall Mount
42RVL or C 8" Ceiling Mount
Temperature Control Shower
with Two Separate Volume Controls,
Fixed Shower Head, Bar, Integral
Supply & Hand Held Shower



T40RVL or C 3 Function Wall Mount 1640.00 2461.00 2975.00
T41RVL or C 8" Wall Mount 1695.00 2536.00 3104.00
T42RVL or C 8" Ceiling Mount 1670.00 2496.00 2954.00
Trim Only



4LR100 1/2" 619.00
Rough-In Only

Shown With
12" Ceiling Mount
Shower Head






45RVL or C 3 Function Wall Mount
46RVL or C 8" Wall Mount
47RVL or C 8" Ceiling Mount
48RVL or C 12" Ceiling Mount
Temperature Control Shower
with Three Separate Volume
Controls, Fixed Shower Head,
Bar, Integral Supply, Hand Held
Shower & Four Body Sprays















T45RVL or C 3 Function Wall Mount 2264.00 3448.00 4268.00
T46RVL or C 8" Wall Mount 2319.00 3523.00 4397.00
T47RVL or C 8" Ceiling Mount 2294.00 3483.00 4347.00
T48RVL or C 12" Ceiling Mount 2544.00 3874.00 4848.00
Trim Only



4NR300 3/4" 916.00
Rough-In Only

Model No & Description	FINISH PRICE CATEGORY		
	A CHROME	B OTHER	C GOLD
 4F032 3 Function Shower Head with 8" Shower Arm & Flange	459.00	659.00	799.00
9SH04 3 Function Shower Head Only (Classic)	329.00	480.00	590.00
9SA32 8" Shower Arm & Flange	130.00	179.00	209.00
 4F023 8" Shower Head with Wall Mount 12" Shower Arm & Flange	514.00	734.00	928.00
4F223 8" Shower Head with Ceiling Mount 8" Shower Arm & Flange	489.00	694.00	878.00
9SH23 8" Shower Head Only (Classic)	399.00	549.00	699.00
9SA23 12" Shower Arm & Flange	115.00	185.00	229.00
 4F007 12" Shower Head, 20" Wall Mount Shower Arm & Flange with Adjustable Mounting Bracket up to 24"	879.00	1294.00	1624.00
4F207 12" Shower Head, 8" Ceiling Mount Shower Arm & Flange	739.00	1085.00	1379.00
9SH07 12" Shower Head Only (Classic)	649.00	940.00	1200.00
9SA06 20" Wall Mount Shower Arm & Flange Assembly	135.00	205.00	249.00
9YHB9 Adjustable Mounting Bracket up to 24"	95.00	149.00	175.00
9SA43 8" Ceiling Mount Shower Arm & Flange Assembly	90.00	145.00	179.00
4J001 EA. 4J021 x2 4J041 x4 Body Spray with 1/2" NPT x 1/2" NPSM x 3" Nipple	119.00 238.00 476.00	189.00 378.00 756.00	249.00 498.00 996.00
 9HBD5 Wall Mount Bidet & Foot Rinse with Dual Function Spray	349.00	449.00	540.00
4GRV0 Single Function 4GRV3 3 Function Adjustable Slide Bar with Hand Held Shower Assembly	474.00 604.00	754.00 904.00	898.00 1098.00
9AB06 Adjustable Slide Bar Only	250.00	395.00	450.00
9FH01 Hose Only 1/2" x 1/2" x 60"	59.00	110.00	149.00
9HS06 Single Function 9HS36 3 Function Hand Held Shower Only	165.00 295.00	249.00 399.00	299.00 499.00
4H006 Integral Supply with 1/2" NPT x 1/2" NPSM x 3" Nipple	99.00	139.00	179.00
 9WB10 Wall Bracket for Hand Held Shower	69.00	99.00	119.00

Model No & Description	FINISH PRICE CATEGORY		
	A CHROME	B OTHER	C GOLD
 9HBD10 Hand Held Shower Bidet with Extended Reach & Dual Function Including Wall Bracket with Supply & Hose	397.00	578.00	699.00
9FH01 Hose Only 1/2" x 1/2" x 60"	59.00	110.00	149.00
9WB02 Wall Bracket with Integral Supply	99.00	139.00	179.00
9HBD1 Hand Held Shower Bidet	239.00	329.00	390.00
 4URV1 Bar with Inlet at Diverter. Includes 8" Shower Head, 12" Shower Arm, 30" Adjustable Slide Bar (can be cut to suit), Hand Held Shower & Diverter	1098.00	1690.00	2180.00
4URV2 Bar with Inlet at Shower Head. Includes 8" Shower Head, 12" Shower Arm, 30" Adjustable Slide Bar (can be cut to suit), Hand Held Shower & Diverter	1299.00	1895.00	2380.00
<i>Note: Requires Mixing Valve with On/Off</i>			
 *9FSD32 32" *9FSD42 48" Linear Drain (Complete) Paisley Pattern	639.00 798.00	639.00 798.00	789.00 998.00
*T9FSD32 32" *T9FSD42 48" Trim Only	349.00 449.00	349.00 449.00	499.00 649.00
 *9FSD33 32" *9FSD43 48" Linear Drain (Complete) XOXO Pattern	639.00 798.00	639.00 798.00	789.00 998.00
*T9FSD33 32" *T9FSD43 48" Trim Only	349.00 449.00	349.00 449.00	499.00 649.00
9FSD30 32" 9FSD40 48" Rough-In Only			290.00 349.00
*9FSD11 Standard *9FSD12 Paisley *9FSD13 XOXO Shower Drain for Acrylic Base (Complete)	58.00 85.00 85.00	58.00 85.00 85.00	69.00 99.00 99.00
*T9FSD11 Standard *T9FSD12 Paisley *T9FSD13 XOXO Trim Only	39.00 66.00 66.00	39.00 66.00 66.00	50.00 80.00 80.00
9FSD10 Rough-In Only			19.00
*9FSD21 Standard *9FSD22 Paisley *9FSD23 XOXO Shower Drain for Concrete Base (Complete)	72.00 99.00 99.00	72.00 99.00 99.00	83.00 113.00 113.00
*T9FSD21 Standard *T9FSD22 Paisley *T9FSD23 XOXO Trim Only	39.00 66.00 66.00	39.00 66.00 66.00	50.00 80.00 80.00
9FSD20 Rough-In Only			33.00

Model No & Description	FINISH PRICE CATEGORY		
	A CHROME	B OTHER	C GOLD
 7DRVO Towel Ring	189.00	245.00	289.00
 7ERV0 Toilet Paper Holder (Double Post)	305.00	435.00	499.00
 7HRV0 Robe Hook	165.00	229.00	275.00
 7PRV0 Soap Holder	315.00	435.00	499.00
 7QRV0 Dual Towel Bar	18" 347.00	466.00	549.00
	24" 355.00	479.00	560.00
	30" 365.00	497.00	589.00
 7ZRV0 Vanity Handle	29.00	45.00	59.00
 9JRV0 Toilet Trip Lever	99.00	129.00	149.00
 9GB01 9GB02 9GB04 Grab Bars	16" 249.00 24" 269.00 36" 319.00	329.00 344.00 399.00	389.00 409.00 465.00

Model No & Description	FINISH PRICE CATEGORY		
	A CHROME	B OTHER	C GOLD
 *9TTP1 Recessed Toilet Paper Holder	299.00	299.00	399.00
 *9TWN1 12 x 12" Recessed Wall Niche	499.00	499.00	649.00
 *9TWR1 10 1/2" Tension Rod with 3 Hooks (optional)	29.00	29.00	39.00
 *9TWN3 12 x 12" Recessed Wall Niche with Door	699.00	699.00	899.00
 *9TWN2 12 x 24" Recessed Wall Niche	599.00	599.00	749.00
 *9TWR2 22 1/2" Tension Rod with 3 Hooks (optional)	29.00	29.00	39.00
 *9TWN4 12" x 24" Recessed Wall Niche with Two Adjustable Shelves (for vertical use)	699.00	699.00	899.00
 *9HSS1 Shower Seat	990.00	990.00	1195.00

FINISH PRICE CATEGORY

FINISH PRICE CATEGORY

Model No &
Description

A B C
CHROME OTHER GOLD

Model No &
Description

A B C
CHROME OTHER GOLD



8ERVL or C
Wall Mount Pot Filler

849.00 1195.00 N/A



8URVL or C
Kitchen Bridge Faucet
with Hand Spray

1049.00 1299.00 N/A



8HRVL or C
Deck Mount Pot Filler

849.00 1195.00 N/A



8RVL or C
Kitchen Bridge Faucet

849.00 1049.00 N/A

8JRVL
Single Control Kitchen Set
with Retractable
Dual Function Spray

849.00 1095.00 N/A



8WRVL or C
Wall Mount Kitchen
Bridge Faucet

849.00 1049.00 N/A



8LRVL
Single Control Kitchen Set
with Hand Spray

999.00 1249.00 N/A



8XRVL or C
Wall Mount Kitchen Bridge
Faucet with Hand Spray

1049.00 1299.00 N/A



8MRVL
Single Control Kitchen Set

799.00 999.00 N/A



8NRVL
Single Control Bar Faucet
with Hand Spray

949.00 1199.00 N/A



80RVL
Single Control Bar Faucet

749.00 949.00 N/A



9YSD3
Soap Dispenser

139.00 199.00 249.00


BAR

RAVEN

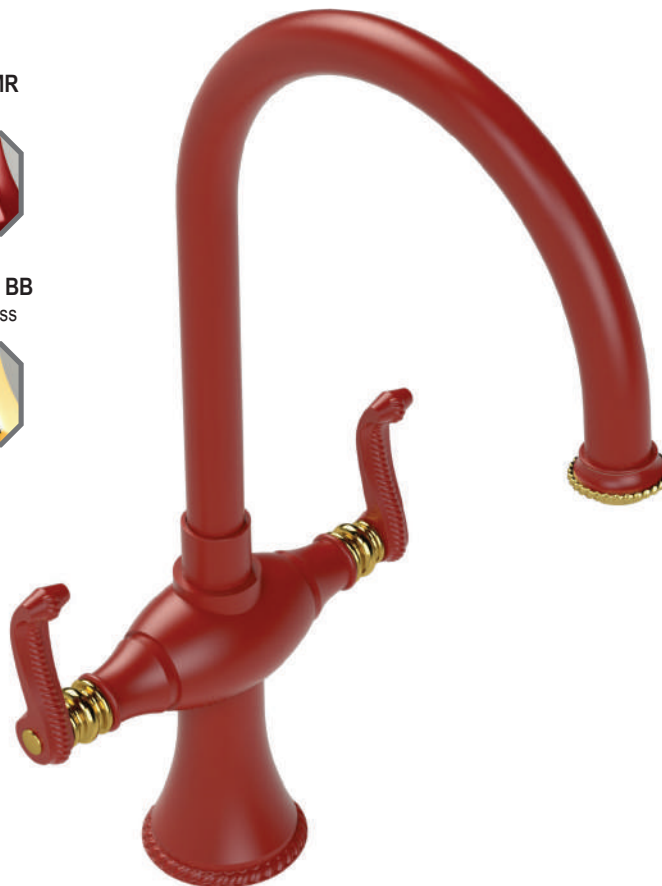


1AEJL SN GD
METAL MAIN FINISH WITH METAL ACCENT FINISH CONFIGURATION

MAIN - MR
Maroon




ACCENT - BB
Bright Brass



8DETL MR BB
COLOUR MAIN FINISH WITH METAL ACCENT FINISH CONFIGURATION

MAIN - GD
Gold

ACCENT - WH
White



1AETL GD WH
METAL MAIN FINISH WITH COLOUR ACCENT FINISH CONFIGURATION

ETRUSCAN

TYPICAL SPLIT FINISH CONFIGURATION


Metal Finishes

Color Finishes

CH Chrome




PN Polished Nickel




BB Bright Brass




RD Red



MW Matt White




WH White




GD Gold



SN Satin Nickel




SB Satin Brass




BK Black



MB Matt Black




MR Maroon




SC Satin Chrome




OB Oil Rubbed Bronze




ABM Antique Brass Matt




BJ Blu Jean




AQ Aqua



BD Bordeaux




ACM Antique Copper Matt



NB Natural Brass



















TB Tuscan Brass



PH Purple Haze



Model No & Description	FINISH PRICE CATEGORY		
	A CHROME	B OTHER	C GOLD
 1AETL (Lever Handle) Widespread Lav. Set (less drain)	599.00	865.00	1049.00
 1AEJL (Jasmine Spout) Widespread Lav. Set (less drain)	575.00	829.00	985.00
 1BETL 4" Centre Lav. Set (less drain)	399.00	580.00	690.00
 1BEJL 4" Centre Lav. Set (less drain)	385.00	549.00	659.00
 1GETL Wall Mount Lav. Set (less drain)			
 T1GETL Trim Only	429.00	639.00	769.00
 1GR100 Rough-In Only		325.00	










Model No & Description	FINISH PRICE CATEGORY		
	A CHROME	B OTHER	C GOLD
 6CETL Bidet Fitting with Spray, Diverter, with Vacuum Breaker (less drain)	988.00	1290.00	1539.00
 9DPU13 9DPU12 Exposed Push-up Drain with Overflow	55.00 79.00	79.00 119.00	95.00 139.00
 9DPU15 9DPU14 Exposed Push-up Drain without Overflow	55.00 79.00	79.00 119.00	95.00 139.00
 9DPU6 9DPU5 Exposed Commercial Drain without Overflow	55.00 79.00	79.00 119.00	95.00 139.00
 9DPT1 Exposed P-Trap with Flange	79.00	129.00	159.00
 9DPT3 Exposed Bottle Trap with Flange	129.00	219.00	259.00
 9KLV1 Exposed Classic Supply Kit Includes: 9ASV1 (X2) Shut-Off 9CFT2 (X2) Flex Tube 9BSL1 (X1) Sleeve	275.00	399.00	495.00
<i>Note: Applicable to most Lavs and Bidets (some units may require adaptor 1/2"Mx3/8"M) For other options please refer to RUBINET BATH ESSENTIALS page</i>			
 9XFLTSW02 9CFT2 Exposed OPTIONAL Stainless Steel Supply Flex Tube (3/8"F x1/2"F x11") Commonly used with Widespread Lavs and Bidets		19.00 45.00	60.00 75.00
 9KAD1 Flex Tube Adaptor 1/2"M x 3/8"M		5.00	
 9KWC1 Exposed Toilet Supply Kit- Classic Includes: 9ASV1 (X1) Shut-Off, 9CFT1 (x1) Flex Tube 9BSL1 (x1) Sleeve	145.00	209.00	249.00
 9XFLTTS01 9CFT1 Exposed Stainless Steel Toilet Supply Flextube (3/8" Str x 7/8" F x 11")	45.00	60.00	75.00

Exposed = All Visual Parts Are Finished

FINISH PRICE CATEGORY

FINISH PRICE CATEGORY

Model No & Description	FINISH PRICE CATEGORY		
	A CHROME	B OTHER	C GOLD
 5AETL Roman Tub Filler			
T5AETL Trim Only	519.00	799.00	989.00
 5AEJL (Jasmin Spout) Roman Tub Filler			
T5AEJL Trim Only	479.00	759.00	949.00
 5AR100 1/2" 5AR300 3/4" Rough-In Only		229.00 339.00	
 5RETL Pressure Balance Deck Mount Mixing Valve with Hand Held Shower			
T5RETL Trim Only	439.00	649.00	799.00
 5RR100 Rough-In Only		269.00	
 5HETL Four Piece Roman Tub Filler with Hand Held Shower			
T5HETL Trim Only	819.00	1299.00	1599.00
 5HEJL (Jasmin Spout) Four Piece Roman Tub Filler with Hand Held Shower			
T5HEJL Trim Only	799.00	1280.00	1599.00
 5HR100 Rough-In Only		449.00	
 3DETL Deck Mount Tub Filler with Hand Held Shower	1490.00	2275.00	2690.00
 3FETL Floor Mount Tub Filler with Hand Held Shower	1698.00	2495.00	2999.00
 3WETL Wall Mount Tub Filler with Hand Held Shower	1249.00	1799.00	2180.00
 2AETL Three Valve Tub Filler with Diverter			
T2AETL Trim Only	369.00	559.00	680.00
 2AR100 Rough-In Only		375.00	
 3AETL Two Valve Tub Filler			
T3AETL Trim Only	248.00	379.00	459.00
 3AR100 Rough-In Only		280.00	

Model No & Description	FINISH PRICE CATEGORY		
	A CHROME	B OTHER	C GOLD
 2TETW Wall Mount Tub Spout	179.00	299.00	375.00
 2TETD Deck Mount Tub Spout	299.00	499.00	649.00
 2TEJD Deck Mount Tub Spout	285.00	449.00	599.00
 9EW02 22" 9EW03 27" Adjustable Cable Driven Tubular Waste & Overflow Solid Brass	268.00 298.00	309.00 339.00	339.00 369.00
 T9EW00 Trim Only	69.00	110.00	140.00
 9ER02 22" 9ER03 27" Rough-In Only			199.00 229.00
 9EW010 22" Adjustable Cable Driven Tubular Waste & Overflow PVC with Brass Trim Only	168.00	209.00	239.00
 T9EW010 Trim Only	69.00	110.00	140.00
 9ER10 Rough-In Only			99.00
 9EW05 16" 9EW06 22" Adjustable Cable Driven Telescopic Waste & Overflow Solid Brass	168.00 179.00	209.00 220.00	239.00 250.00
 T9EW00 Trim Only	69.00	110.00	140.00
 9ER05 16" 9ER06 22" Rough-In Only			99.00 110.00
 9EW08 22" Exposed Adjustable Plug & Chain Tubular Waste & Overflow Solid Brass	449.00	599.00	699.00
 9EW011 22" Exposed Adjustable Push-Up Tubular Waste & Overflow Solid Brass	449.00	599.00	699.00

ETRUSCAN

FINISH PRICE CATEGORY

Model No & Description

A CHROME B OTHER C GOLD

FINISH PRICE CATEGORY

Model No & Description

A CHROME B OTHER C GOLD



4YETL
Pressure Balance
Shower Valve with Stops

T4YETL 249.00 **399.00** 499.00
Trim Only



4YR100 295.00
Rough-In Only



2YETL
Pressure Balance
Shower Valve with Stops
& Two Way Diverter

T2YETL 298.00 **498.00** 578.00
Trim Only



2YR100 399.00
Rough-In Only



3YETL
Pressure Balance Valve
with Stops & *Separate*
Three Way Diverter
with Shared Outlets



T3YETL 404.00 **628.00** 774.00
Trim Only



3YR100 524.00
Rough-In Only



4XETL
Three Way Diverter Valve
with Shared Outlets
in Between Functions

T4XETL 155.00 **229.00** 275.00
Trim Only



4XR100 229.00
Rough-In Only

Shown With
3 Function
Wall Mount
Shower Head



201ETL 3 Function **Wall Mount**
202ETL 8" **Wall Mount**
203ETL 8" **Ceiling Mount**
Pressure Balance
Shower with Fixed Shower
Head & Arm



T201ETL 3 Function **Wall Mount** 738.00 **1093.00** 1397.00
T202ETL 8" **Wall Mount** 763.00 **1133.00** 1427.00
T203ETL 8" **Ceiling Mount** 738.00 **1093.00** 1397.00
Trim Only



4YR100 295.00
Rough-In Only

Shown With
8" Wall Mount
Shower Head



211ETL 3 Function **Wall Mount**
212ETL 8" **Wall Mount**
213ETL 8" **Ceiling Mount**
Pressure Balance
Shower with Fixed Shower
Head & Arm, Hand Held Shower,
Bar & Integral Supply



T211ETL 3 Function **Wall Mount** 1304.00 **1995.00** 2405.00
T212ETL 8" **Wall Mount** 1363.00 **2070.00** 2534.00
T213ETL 8" **Ceiling Mount** 1398.00 **2030.00** 2484.00
Trim Only



2YR100 399.00
Rough-In Only

Shown With
8" Wall Mount
Shower Head



221ETL 3 Function **Wall Mount**
222ETL 8" **Wall Mount**
223ETL 8" **Ceiling Mount**
Pressure Balance
Tub & Shower with Fixed Shower
Head & Arm with Tub Filler Spout



T221ETL 3 Function **Wall Mount** 834.00 **1447.00** 1737.00
T222ETL 8" **Wall Mount** 991.00 **1531.00** 1880.00
T223ETL 8" **Ceiling Mount** 966.00 **1491.00** 1830.00
Trim Only



2YR100 399.00
Rough-In Only

Shown With
8" Ceiling Mount
Shower Head



231ETL 3 Function **Wall Mount**
232ETL 8" **Wall Mount**
233ETL 8" **Ceiling Mount**
Pressure Balance Tub & Shower
with Three Way Diverter Shared
Flow, Fixed Shower Head & Arm,
Tub Filler Spout, Hand Held Shower,
Bar & Integral Supply











T231ETL 3 Function **Wall Mount** 1589.00 **2424.00** 2976.00
T232ETL 8" **Wall Mount** 1644.00 **2499.00** 3105.00
T233ETL 8" **Ceiling Mount** 1619.00 **2459.00** 3055.00
Trim Only















3YR100 524.00
Rough-In Only




FINISH PRICE CATEGORY




FINISH PRICE CATEGORY

Model No & Description	FINISH PRICE CATEGORY		
	A CHROME	B OTHER	C GOLD
 <p>4MET0 Temperature Control Valve with Stops</p>			
T4MET0 Trim Only	279.00	429.00	549.00
 <p>4MR100 1/2" 4MR300 3/4" Rough-In Only</p>		395.00	499.00
 <p>4QETL Temperature Control Valve with Stops & Volume Control</p>			
T4QETL Trim Only	389.00	599.00	719.00
 <p>4QR100 1/2" 4QR300 3/4" Rough-In Only</p>		519.00	649.00
 <p>4LETL Temperature Control Valve with Stops & Volume Control Plus One Other Volume Control</p>			
T4LETL Trim Only	509.00	775.00	949.00
 <p>4LR100 1/2" 4LR300 3/4" Rough-In Only</p>		619.00	788.00
 <p>4NETL Temperature Control Valve with Stops & Three Volume Controls</p>			
T4NETL Trim Only	649.00	965.00	1239.00
 <p>4NR100 1/2" 4NR300 3/4" Rough-In Only</p>		725.00	916.00

Model No & Description	FINISH PRICE CATEGORY		
	A CHROME	B OTHER	C GOLD
 <p>2QETL Temperature Control Valve with Stops & Two Way Diverter with Shut-Off</p>			
T2QETL Trim Only	389.00	599.00	719.00
 <p>2QR100 1/2" Rough-In Only</p>		595.00	
 <p>2RET Temperature Control Valve with Stops, Two Way Diverter with Shut-Offs, Plus One Other Extra Volume Control</p>			
T2RET Trim Only	509.00	775.00	949.00
 <p>2RR100 1/2" Rough-In Only</p>		699.00	
 <p>2SETL Temperature Control Valve with Stops & Separate Three Way Diverter with Shut-Offs in Between Functions</p>			
T2SETL Trim Only	449.00	689.00	829.00
 <p>2SR100 1/2" Rough-In Only</p>		624.00	
 <p>3XETL Three Way Diverter with Shut-Offs in Between Functions</p>			
T3XETL Trim Only	155.00	229.00	275.00
 <p>3XR100 1/2" Rough-In Only</p>		229.00	
 <p>2XETL Two Way Diverter with Shut-Off</p>			
T2XETL Trim Only	155.00	229.00	275.00
 <p>2XR100 1/2" Rough-In Only</p>		195.00	
 <p>4KETL Volume Control Valve</p>			
T4KETL Trim Only	119.00	175.00	229.00
 <p>4KR100 1/2" 4KR300 3/4" Rough-In Only</p>		110.00	139.00

ETRUSCAN














Model No & Description	FINISH PRICE CATEGORY		
	A CHROME	B OTHER	C GOLD
<p>Shown With 3 Function Wall Mount Shower Head</p>  <p>20ETL 3 Function Wall Mount 21ETL 8" Wall Mount 22ETL 8" Ceiling Mount Temperature Control Shower with Two Way Diverter & Shut-Off, Hand Held Shower, Bar, Integral Supply & Fixed Shower Head & Arm</p>	1421.00	2151.00	2595.00
	1476.00	2226.00	2724.00
	1451.00	2186.00	2774.00
	Trim Only		
2QR100 1/2" Rough-In Only	595.00		
<p>Shown With 8" Ceiling Mount Shower Head</p>  <p>23ETL 3 Function Wall Mount 24ETL 8" Wall Mount 25ETL 8" Ceiling Mount Temperature Control Tub & Shower with Three Way Diverter & Shut-Off, Hand Held Shower, Bar, Integral Supply, Wall Mount Tub Filler Spout and Fixed Shower Head & Arm</p>	1660.00	2540.00	3080.00
	1715.00	2615.00	3209.00
	1690.00	2575.00	3159.00
	Trim Only		
2SR100 1/2" Rough-In Only	624.00		
<p>Shown With 8" Wall Mount Shower Head</p>  <p>26ETL 3 Function Wall Mount 27ETL 8" Wall Mount 28ETL 8" Ceiling Mount Temperature Control Shower with Two Way Diverter & Shut-Off, with One Separate Volume Control, Hand Held Shower, Bar Integral Supply, Wall Mount Bidet / Foot Rinse & Fixed Shower Head & Arm</p>	1890.00	2776.00	3365.00
	1945.00	2851.00	3494.00
	1920.00	2811.00	3454.00
	Trim Only		
2RR100 1/2" Rough-In Only	699.00		

Model No & Description	FINISH PRICE CATEGORY		
	A CHROME	B OTHER	C GOLD
<p>Shown With 3 Function Wall Mount Shower Head</p>  <p>30ETL 3 Function Wall Mount 31ETL 8" Wall Mount 32ETL 8" Ceiling Mount Temperature Control Shower with Two Way Diverter & Shut-Off, with One Separate Volume Control with Hand Held Shower, Bar, Integral Supply, Two Body Sprays & Fixed Shower Head</p>	1660.00	2705.00	3323.00
	1834.00	2780.00	3452.00
	1809.00	2740.00	3402.00
	Trim Only		
2RR100 1/2" Rough-In Only	699.00		
<p>Shown With 3 Function Wall Mount Shower Head</p>  <p>40ETL 3 Function Wall Mount 41ETL 8" Wall Mount 42ETL 8" Ceiling Mount Temperature Control Shower with Two Separate Volume Controls, Fixed Shower Head, Bar, Integral Supply & Hand Held Shower</p>	1541.00	2327.00	2825.00
	1596.00	2402.00	2954.00
	1571.00	2662.00	2904.00
	Trim Only		
4LR100 1/2" Rough-In Only	619.00		
<p>Shown With 8" Ceiling Mount Shower Head</p>  <p>45ETL 3 Function Wall Mount 46ETL 8" Wall Mount 47ETL 8" Ceiling Mount 48ETL 12" Ceiling Mount Temperature Control Shower with Three Separate Volume Controls, Fixed Shower Head, Bar, Integral Supply, Hand Held Shower & Four Body Sprays</p>	2157.00	3273.00	4111.00
	2192.00	3348.00	4240.00
	2167.00	3308.00	3990.00
	2417.00	3679.00	4491.00
Trim Only			
4NR300 3/4" Rough-In Only	916.00		












FINISH PRICE CATEGORY


FINISH PRICE CATEGORY

Model No & Description	FINISH PRICE CATEGORY		
	A CHROME	B OTHER	C GOLD
 4F032 3 Function Shower Head with 8" Shower Arm & Flange	459.00	659.00	799.00
9SH04 3 Function Shower Head Only (Classic)	329.00	480.00	590.00
9SA32 8" Shower Arm & Flange	130.00	179.00	209.00
 4F023 8" Shower Head with Wall Mount 12" Shower Arm & Flange	514.00	734.00	928.00
4F223 8" Shower Head with Ceiling Mount 8" Shower Arm & Mounting Flange	489.00	694.00	878.00
9SH23 8" Shower Head Only (Classic)	399.00	549.00	699.00
9SA23 12" Shower Arm & Flange	115.00	185.00	229.00
 4F007 12" Shower Head, 20" Wall Mount Shower Arm & Flange with Adjustable Mounting Bracket up to 24"	879.00	1294.00	1624.00
4F207 12" Shower Head, 8" Ceiling Mount Shower Arm & Flange	739.00	1085.00	1379.00
9SH07 12" Shower Head Only (Classic)	649.00	940.00	1200.00
9SA06 20" Wall Mount Shower Arm & Flange Assembly	135.00	205.00	249.00
 9YHB9 Adjustable Mounting Bracket up to 24"	95.00	149.00	175.00
9SA43 8" Ceiling Mount Shower Arm & Flange Assembly	90.00	145.00	179.00
 4F002 Standard Single Function Shower Head with Arm & Flange	99.00	149.00	195.00
9SH02 Standard Single Function Shower Head Only	68.00	99.00	129.00
9SA02 6" Shower Arm & Flange	31.00	50.00	66.00
 4J001 EA. 4J021 x2 4J041 x4 Body Spray with 1/2" NPT x 1/2" NPSM x 3" Nipple	119.00	189.00	249.00
	238.00	378.00	498.00
	476.00	756.00	996.00
 9HBD5 Wall Mount Bidet & Foot Rinse with Dual Function Spray	349.00	449.00	540.00
 4GET0 Single Function 4GET3 3 Function Adjustable Slide Bar with Hand Held Shower Assembly	474.00	754.00	898.00
	604.00	904.00	1098.00
9AB04 Adjustable Slide Bar Only	250.00	395.00	450.00
9FH01 Hose Only 1/2" x 1/2" x 60"	59.00	110.00	149.00
9HS06 Single Function 9HS36 3 Function Hand Held Shower Only	165.00	249.00	299.00
	295.00	399.00	499.00
 4H006 Integral Supply with 1/2" NPT x 1/2" NPSM x 3" Nipple	99.00	139.00	179.00
 9WB10 Wall Bracket for Hand Held Shower	69.00	99.00	119.00






Model No & Description	FINISH PRICE CATEGORY		
	A CHROME	B OTHER	C GOLD
 9HBD10 Hand Held Shower Bidet with Extended Reach & Dual Function Including Wall Bracket with Supply & Hose	397.00	578.00	699.00
9FH01 Hose Only 1/2" x 1/2" x 60"	59.00	110.00	149.00
9WB02 Wall Bracket with Integral Supply	99.00	139.00	179.00
9HBD1 Hand Held Shower Bidet	239.00	329.00	390.00
 4UET1 Bar with Inlet at Diverter. Includes 8" Shower Head, 12" Shower Arm, 30" Adjustable Slide Bar (can be cut to suit), Hand Held Shower & Diverter	1098.00	1690.00	2180.00
4UET2 Bar with Inlet at Shower Head. Includes 8" Shower Head, 12" Shower Arm, 30" Adjustable Slide Bar (can be cut to suit), Hand Held Shower & Diverter	1299.00	1895.00	2380.00
<i>Note: Requires Mixing Valve with On/Off</i>			
 *9FSD32 32" *9FSD42 48" Linear Drain (Complete) Paisley Pattern	639.00	639.00	789.00
	798.00	798.00	998.00
 *T9FSD32 32" *T9FSD42 48" Trim Only	349.00	349.00	499.00
	449.00	449.00	649.00
 *9FSD33 32" *9FSD43 48" Linear Drain (Complete) XOXO Pattern	639.00	639.00	789.00
	798.00	798.00	998.00
 *T9FSD33 32" *T9FSD43 48" Trim Only	349.00	349.00	499.00
	449.00	449.00	649.00
 9FSD30 32" 9FSD40 48" Rough-In Only		290.00	
		349.00	
 *9FSD11 Standard *9FSD12 Paisley *9FSD13 XOXO Shower Drain for Acrylic Base (Complete)	58.00	58.00	69.00
	85.00	85.00	99.00
	85.00	85.00	99.00
 *T9FSD11 Standard *T9FSD12 Paisley *T9FSD13 XOXO Trim Only	39.00	39.00	50.00
	66.00	66.00	80.00
	66.00	66.00	80.00
 9FSD10 Rough-In Only		19.00	
 *9FSD21 Standard *9FSD22 Paisley *9FSD23 XOXO Shower Drain for Concrete Base (Complete)	72.00	72.00	83.00
	99.00	99.00	113.00
	99.00	99.00	113.00
 *T9FSD21 Standard *T9FSD22 Paisley *T9FSD23 XOXO Trim Only	39.00	39.00	50.00
	66.00	66.00	80.00
	66.00	66.00	80.00
 9FSD20 Rough-In Only		33.00	

ETRUSCAN

Model No & Description		FINISH PRICE CATEGORY		
		A CHROME	B OTHER	C GOLD
	7AETO 18"	210.00	324.00	410.00
	7BETO 24"	212.00	327.00	417.00
	7CETO 30"	215.00	333.00	429.00
	Towel Bar			
	7DETO Towel Ring	113.00	175.00	227.00
	7EETO Toilet Paper Holder (Double Post)	183.00	284.00	366.00
	7FETO Toilet Paper Holder (Single Post)	113.00	175.00	227.00
	7HETO Robe Hook	85.00	139.00	183.00
	7JETO Soap Holder	139.00	199.00	254.00
	7LETO Glass Holder	139.00	199.00	254.00
	7NETO 21"	295.00	399.00	487.00
	7PETO 12"	295.00	399.00	487.00
	7QETO 18"	305.00	475.00	599.00
	7RETO 24"	321.00	499.00	647.00
	7SETO 30"	329.00	509.00	559.00
	Dual Towel Bar			
	7ZETO Vanity Handle	27.00	42.00	55.00
	9JETO Toilet Trip Lever	99.00	129.00	149.00

Model No & Description		FINISH PRICE CATEGORY		
		A CHROME	B OTHER	C GOLD
	9GB01 16"	249.00	329.00	389.00
	9GB02 24"	269.00	344.00	409.00
	9GB04 36"	319.00	399.00	465.00
	Grab Bars			
	*9TTP1 Recessed Toilet Paper Holder	299.00	299.00	399.00
	*9TWN1 12 x 12" Recessed Wall Niche	499.00	499.00	649.00
	*9TWR1 10 1/2" Tension Rod with 3 Hooks (optional)	29.00	29.00	39.00
	*9TWN3 12 x 12" Recessed Wall Niche with Door	699.00	699.00	899.00
	*9TWN2 12 x 24" Recessed Wall Niche	599.00	599.00	749.00
	*9TWR2 22 1/2" Tension Rod with 3 Hooks (optional)	29.00	29.00	39.00
	*9TWN4 12" x 24" Recessed Wall Niche with Two Adjustable Shelves (for vertical use)	699.00	699.00	899.00
	*9HSS1 Shower Seat	990.00	990.00	1195.00

Model No & Description	FINISH PRICE CATEGORY		
	A CHROME	B OTHER	C GOLD
8AETL Widespread Kitchen Set	549.00	749.00	N/A
			
8BETL Widespread Kitchen Set with Hand Spray	749.00	999.00	N/A
			

Model No & Description	FINISH PRICE CATEGORY		
	A CHROME	B OTHER	C GOLD
8CETL Dual Handle Kitchen Set with Hand Spray	799.00	1049.00	N/A
			
8DET Dual Handle Kitchen Set	599.00	799.00	N/A
			
BAR			
8QETL Dual Handle Bar Faucet with Hand Spray	749.00	999.00	N/A
			
8PETL Dual Handle Bar Faucet	549.00	749.00	N/A
			
9YSD3 Soap Dispenser	139.00	199.00	249.00
			

ETRUSCAN



1AJSL CH MR
METAL MAIN FINISH WITH COLOUR ACCENT FINISH CONFIGURATION



1GJSS MB GD
COLOUR MAIN FINISH WITH METAL ACCENT FINISH CONFIGURATION



1AJSS SC GD
METAL MAIN FINISH WITH METAL ACCENT FINISH CONFIGURATION

c J *A* *S* M *I* *N* *c*

TYPICAL SPLIT FINISH CONFIGURATION












Metal Finishes


















Color Finishes



Model No & Description	FINISH PRICE CATEGORY		
	A CHROME	B OTHER	C GOLD
 <p>1AJSL (Lever Handle) Widespread Lav. Set (less drain)</p>	575.00	829.00	985.00
 <p>1AJSS (Scroll Handle) Widespread Lav. Set (less drain)</p>	575.00	829.00	985.00
 <p>1BJSL or S 4" Centre Lav. Set (less drain)</p>	385.00	549.00	659.00
 <p>1GJSL or S Wall Mount Lav. Set (less drain)</p>			
 <p>T1GJSL or S Trim Only</p>	429.00	639.00	769.00
 <p>1GR100 Rough-In Only</p>		325.00	
 <p>6AJSL or S Single Hole Dual Handle Bidet Fitting (less drain)</p>	499.00	699.00	849.00

Model No & Description	FINISH PRICE CATEGORY		
	A CHROME	B OTHER	C GOLD
 <p>6CJSL or S Bidet Fitting with Spray, Diverter, with Vacuum Breaker (less drain)</p>	988.00	1290.00	1539.00
 <p>9DPU13 9DPU12 Exposed Push-up Drain with Overflow</p>	55.00 79.00	79.00 119.00	95.00 139.00
 <p>9DPU15 9DPU14 Exposed Push-up Drain without Overflow</p>	55.00 79.00	79.00 119.00	95.00 139.00
 <p>9DPU6 9DPU5 Exposed Commercial Drain without Overflow</p>	55.00 79.00	79.00 119.00	95.00 139.00
 <p>9DPT1 Exposed P-Trap with Flange</p>	79.00	129.00	159.00
 <p>9DPT3 Exposed Bottle Trap with Flange</p>	129.00	219.00	259.00
 <p>9KLV1 Exposed Classic Supply Kit Includes: 9ASV1 (X2) Shut-Off 9CFT2 (X2) Flex Tube 9BSL1 (X1) Sleeve</p>	275.00	399.00	495.00
<i>Note: Applicable to most Lavs and Bidets (some units may require adaptor 1/2"Mx3/8"M) For other options please refer to RUBINET BATH ESSENTIALS page</i>			
 <p>9XFLTSW02 9CFT2 Exposed OPTIONAL Stainless Steel Supply Flex Tube (3/8"F x1/2"F x11") Commonly used with Widespread Lavs and Bidets</p>	45.00	60.00	75.00
 <p>9KAD1 Flex Tube Adaptor 1/2"M x 3/8"M</p>			5.00
 <p>9KWC1 Exposed Toilet Supply Kit- Classic Includes: 9ASV1 (X1) Shut-Off, 9CFT1 (x1) Flex Tube 9BSL1 (x1) Sleeve</p>	145.00	209.00	249.00
 <p>9XFLTTS01 9CFT1 Exposed Stainless Steel Toilet Supply Flextube (3/8" Str x 7/8" F x 11")</p>	45.00	60.00	75.00













Exposed = All Visual Parts Are Finished













Model No & Description	FINISH PRICE CATEGORY		
	A CHROME	B OTHER	C GOLD
 5AJSL or S Roman Tub Filler			
 T5AJSL or S Trim Only	479.00	759.00	949.00
 5AR100 1/2" 5AR300 3/4" Rough-In Only		229.00 339.00	
 5RJSL Pressure Balance Deck Mount Mixing Valve with Hand Held Shower			
 T5RJSL Trim Only	439.00	649.00	799.00
 5RR100 Rough-In Only		269.00	
 5HJSL or S Four Piece Roman Tub Filler with Hand Held Shower			
 T5HJSL or S Trim Only	799.00	1280.00	1599.00
 5HR100 Rough-In Only		449.00	
 2AJSL or S Three Valve Tub Filler with Diverter			
 T2AJSL or S Trim Only	369.00	559.00	680.00
 2AR100 Rough-In Only		375.00	
 3AJSL or S Two Valve Tub Filler			
 T3AJSL or S Trim Only	248.00	379.00	459.00
 3AR100 Rough-In Only		280.00	

Model No & Description	FINISH PRICE CATEGORY		
	A CHROME	B OTHER	C GOLD
 2TJSW Wall Mount Tub Spout	179.00	299.00	375.00
 2TJSD Deck Mount Tub Spout	285.00	449.00	599.00
 9EW02 22" 9EW03 27" Adjustable Cable Driven Tubular Waste & Overflow Solid Brass	268.00 298.00	309.00 339.00	339.00 369.00
 T9EW00 Trim Only	69.00	110.00	140.00
 9ER02 22" 9ER03 27" Rough-In Only		199.00 229.00	
 9EW010 22" Adjustable Cable Driven Tubular Waste & Overflow PVC with Brass Trim Only	168.00	209.00	239.00
 T9EW010 Trim Only	69.00	110.00	140.00
 9ER10 Rough-In Only		99.00	
 9EW05 16" 9EW06 22" Adjustable Cable Driven Telescopic Waste & Overflow Solid Brass	168.00 179.00	209.00 220.00	239.00 250.00
 T9EW00 Trim Only	69.00	110.00	140.00
 9ER05 16" 9ER06 22" Rough-In Only		99.00 110.00	
 9EW08 22" Exposed Adjustable Plug & Chain Tubular Waste & Overflow Solid Brass	449.00	599.00	699.00
 9EW011 22" Exposed Adjustable Push-Up Tubular Waste & Overflow Solid Brass	449.00	599.00	699.00

FINISH PRICE CATEGORY









FINISH PRICE CATEGORY













Model No & Description	FINISH PRICE CATEGORY		
	A CHROME	B OTHER	C GOLD
 <p>4YJSL or S Pressure Balance Shower Valve with Stops</p>			
<p>T4YJSL or S Trim Only</p>	249.00	399.00	499.00
 <p>4YR100 Rough-In Only</p>		295.00	
 <p>2YJSL or S Pressure Balance Shower Valve with Stops & Two Way Diverter</p>			
<p>T2YJSL or S Trim Only</p>	298.00	498.00	578.00
 <p>2YR100 Rough-In Only</p>		399.00	
 <p>3YJSL or S Pressure Balance Valve with Stops & <i>Separate</i> Three Way Diverter with Shared Outlets</p>			
<p>T3YJSL or S Trim Only</p>	404.00	628.00	774.00
 <p>3YR100 Rough-In Only</p>		524.00	
 <p>4XJSL or S Three Way Diverter Valve with Shared Outlets in Between Functions</p>			
<p>T4XJSL or S Trim Only</p>	155.00	229.00	275.00
 <p>4XR100 Rough-In Only</p>		229.00	
<p>Shown With 3 Function Wall Mount Shower Head</p>			
 <p>201JSL or S 3 Function Wall Mount</p>			
 <p>202JSL or S 8" Wall Mount</p>			
 <p>203JSL or S 8" Ceiling Mount</p>			
<p>Pressure Balance Shower with Fixed Shower Head & Arm</p>			
<p>T201JSL or S 3 Function Wall Mount Trim Only</p>	738.00	1093.00	1397.00
<p>T202JSL or S 8" Wall Mount Trim Only</p>	763.00	1133.00	1427.00
<p>T203JSL or S 8" Ceiling Mount Trim Only</p>	738.00	1093.00	1397.00
 <p>4YR100 Rough-In Only</p>		295.00	

Model No & Description	FINISH PRICE CATEGORY		
	A CHROME	B OTHER	C GOLD
<p>Shown With 8" Ceiling Mount Shower Head</p>			
 <p>211JSL or S 3 Function Wall Mount</p>			
 <p>212JSL or S 8" Wall Mount</p>			
 <p>213JSL or S 8" Ceiling Mount</p>			
<p>Pressure Balance Shower with Fixed Shower Head & Arm, Hand Held Shower, Bar & Integral Supply</p>			
<p>T211JSL or S 3 Function Wall Mount Trim Only</p>	1304.00	1995.00	2405.00
<p>T212JSL or S 8" Wall Mount Trim Only</p>	1363.00	2070.00	2534.00
<p>T213JSL or S 8" Ceiling Mount Trim Only</p>	1398.00	2030.00	2484.00
 <p>2YR100 Rough-In Only</p>		399.00	
<p>Shown With 8" Wall Mount Shower Head</p>			
 <p>221JSL or S 3 Function Wall Mount</p>			
 <p>222JSL or S 8" Wall Mount</p>			
 <p>223JSL or S 8" Ceiling Mount</p>			
<p>Pressure Balance Tub & Shower with Fixed Shower Head & Arm with Tub Filler Spout</p>			
<p>T221JSL or S 3 Function Wall Mount Trim Only</p>	834.00	1447.00	1737.00
<p>T222JSL or S 8" Wall Mount Trim Only</p>	991.00	1531.00	1880.00
<p>T223JSL or S 8" Ceiling Mount Trim Only</p>	966.00	1491.00	1830.00
 <p>2YR100 Rough-In Only</p>		399.00	
<p>Shown With 8" Ceiling Mount Shower Head</p>			
 <p>231JSL or S 3 Function Wall Mount</p>			
 <p>232JSL or S 8" Wall Mount</p>			
 <p>233JSL or S 8" Ceiling Mount</p>			
<p>Pressure Balance Tub & Shower with Three Way Diverter Shared Flow, Fixed Shower Head & Arm, Tub Filler Spout, Hand Held Shower, Bar & Integral Supply</p>			
<p>T231JSL or S 3 Function Wall Mount Trim Only</p>	1589.00	2424.00	2976.00
<p>T232JSL or S 8" Wall Mount Trim Only</p>	1644.00	2499.00	3105.00
<p>T233JSL or S 8" Ceiling Mount Trim Only</p>	1619.00	2459.00	3055.00
 <p>3YR100 Rough-In Only</p>		524.00	

FINISH PRICE CATEGORY

FINISH PRICE CATEGORY

Model No & Description	FINISH PRICE CATEGORY		
	A CHROME	B OTHER	C GOLD
 <p>4MJS0 Temperature Control Valve with Stops</p>			
T4MJS0 Trim Only	279.00	429.00	549.00
 <p>4MR100 1/2" 4MR300 3/4" Rough-In Only</p>		395.00	499.00
 <p>4QJSL or S Temperature Control Valve with Stops & Volume Control</p>			
T4QJSL or S Trim Only	389.00	599.00	719.00
 <p>4QR100 1/2" 4QR300 3/4" Rough-In Only</p>		519.00	649.00
 <p>4LJSL or S Temperature Control Valve with Stops & Volume Control Plus One Other Volume Control</p>			
T4LJSL or S Trim Only	509.00	775.00	949.00
 <p>4LR100 1/2" 4LR300 3/4" Rough-In Only</p>		619.00	788.00
 <p>4NJSL or S Temperature Control Valve with Stops & Three Volume Controls</p>			
T4NJSL or S Trim Only	649.00	965.00	1239.00
 <p>4NR100 1/2" 4NR300 3/4" Rough-In Only</p>		725.00	916.00

Model No & Description	FINISH PRICE CATEGORY		
	A CHROME	B OTHER	C GOLD
 <p>2QJSL or S Temperature Control Valve with Stops & Two Way Diverter with Shut-Off</p>			
T2QJSL or S Trim Only	389.00	599.00	719.00
 <p>2QR100 1/2" Rough-In Only</p>		595.00	
 <p>2RJSL or S Temperature Control Valve with Stops, Two Way Diverter with Shut-Offs, Plus One Other Extra Volume Control</p>			
T2RJSL or S Trim Only	509.00	775.00	949.00
 <p>2RR100 1/2" Rough-In Only</p>		699.00	
 <p>2SJSL or S Temperature Control Valve with Stops & Separate Three Way Diverter with Shut-Offs in Between Functions</p>			
T2SJSL or S Trim Only	449.00	689.00	829.00
 <p>2SR100 1/2" Rough-In Only</p>		624.00	
 <p>3XJSL or S Three Way Diverter with Shut-Offs in Between Functions</p>			
T3XJSL or S Trim Only	155.00	229.00	275.00
 <p>3XR100 1/2" Rough-In Only</p>		229.00	
 <p>2XJSL or S Two Way Diverter with Shut-Off</p>			
T2XJSL or S Trim Only	155.00	229.00	275.00
 <p>2XR100 1/2" Rough-In Only</p>		195.00	
 <p>4KJSL or S Volume Control Valve</p>			
T4KJSL or S Trim Only	119.00	175.00	229.00
 <p>4KR100 1/2" 4KR300 3/4" Rough-In Only</p>		110.00	139.00

Model No & Description

A B C
CHROME OTHER GOLD

Model No & Description

A B C
CHROME OTHER GOLD

Shown With
3 Function
Wall Mount
Shower Head

20JSL or S 3 Function Wall Mount
21JSL or S 8" Wall Mount
22JSL or S 8" Ceiling Mount
Temperature Control
Shower with Two Way Diverter
& Shut-Off, Hand Held Shower,
Bar, Integral Supply & Fixed
Shower Head & Arm



T20JSL or S 3 Function Wall Mount 1421.00 2151.00 2595.00
T21JSL or S 8" Wall Mount 1476.00 2226.00 2724.00
T22JSL or S 8" Ceiling Mount 1451.00 2186.00 2774.00
Trim Only



2QR100 1/2"
Rough-In Only 595.00

Shown With
8" Ceiling Mount
Shower Head

23JSL or S 3 Function Wall Mount
24JSL or S 8" Wall Mount
25JSL or S 8" Ceiling Mount
Temperature Control Tub
& Shower with Three Way
Diverter & Shut-Off, Hand Held
Shower, Bar, Integral Supply,
Wall Mount Tub Filler Spout and
Fixed Shower Head & Arm



T23JSL or S 3 Function Wall Mount 1660.00 2450.00 3080.00
T24JSL or S 8" Wall Mount 1715.00 2615.00 3209.00
T25JSL or S 8" Ceiling Mount 1690.00 2575.00 3159.00
Trim Only



2SR100 1/2"
Rough-In Only 624.00

Shown With
3 Function
Wall Mount
Shower Head

26JSL or S 3 Function Wall Mount
27JSL or S 8" Wall Mount
28JSL or S 8" Ceiling Mount
Temperature Control
Shower with Two Way Diverter
& Shut-Off, with One Separate
Volume Control, Hand Held
Shower, Bar Integral Supply,
Wall Mount Bidet / Foot Rinse &
Fixed Shower Head & Arm




T26JSL or S 3 Function Wall Mount 1890.00 2776.00 3365.00
T27JSL or S 8" Wall Mount 1945.00 2851.00 3494.00
T28JSL or S 8" Ceiling Mount 1920.00 2811.00 3434.00
Trim Only



2RR100 1/2"
Rough-In Only 699.00

Shown With
3 Function
Wall Mount
Shower Head

30JSL or S 3 Function Wall Mount
31JSL or S 8" Wall Mount
32JSL or S 8" Ceiling Mount
Temperature Control
Shower with Two Way Diverter
& Shut-Off, with One Separate Volume
Control with Hand Held Shower,
Bar, Integral Supply, Two Body
Sprays & Fixed Shower Head



T30JSL or S 3 Function Wall Mount 1660.00 2705.00 3323.00
T31JSL or S 8" Wall Mount 1834.00 2780.00 3452.00
T32JSL or S 8" Ceiling Mount 1809.00 2740.00 3402.00
Trim Only



2RR100 1/2"
Rough-In Only 699.00

Shown With
3 Function
Wall Mount
Shower Head

40JSL or S 3 Function Wall Mount
41JSL or S 8" Wall Mount
42JSL or S 8" Ceiling Mount
Temperature Control Shower
with Two Separate Volume Controls,
Fixed Shower Head, Bar, Integral
Supply & Hand Held Shower



T40JSL or S 3 Function Wall Mount 1541.00 2327.00 2825.00
T41JSL or S 8" Wall Mount 1596.00 2402.00 2954.00
T42JSL or S 8" Ceiling Mount 1571.00 2662.00 2904.00
Trim Only



4LR100 1/2"
Rough-In Only 619.00

Shown With
8" Ceiling Mount
Shower Head

45JSL or S 3 Function Wall Mount
46JSL or S 8" Wall Mount
47JSL or S 8" Ceiling Mount
48JSL or S 12" Ceiling Mount
Temperature Control Shower
with Three Separate Volume
Controls, Fixed Shower Head,
Bar, Integral Supply, Hand Held
Shower & Four Body Sprays
















T45JSL or S 3 Function Wall Mount 2157.00 3273.00 4111.00
T46JSL or S 8" Wall Mount 2192.00 3348.00 4240.00
T47JSL or S 8" Ceiling Mount 2167.00 3308.00 3990.00
T48JSL or S 12" Ceiling Mount 2417.00 3679.00 4491.00
Trim Only












4NR300 3/4"
Rough-In Only 916.00

Model No & Description	FINISH PRICE CATEGORY		
	A CHROME	B OTHER	C GOLD
 4F032 3 Function Shower Head with 8" Shower Arm & Flange	459.00	659.00	799.00
 9SH04 3 Function Shower Head Only (Classic)	329.00	480.00	590.00
 9SA32 8" Shower Arm & Flange	130.00	179.00	209.00
 4F023 8" Shower Head with Wall Mount 12" Shower Arm & Flange	514.00	734.00	928.00
 4F223 8" Shower Head with Ceiling Mount 8" Shower Arm & Mounting Flange	489.00	694.00	878.00
 9SH23 8" Shower Head Only (Classic)	399.00	549.00	699.00
 9SA23 12" Shower Arm & Flange	115.00	185.00	229.00
 4F007 12" Shower Head, 20" Wall Mount Shower Arm & Flange with Adjustable Mounting Bracket up to 24"	879.00	1294.00	1624.00
 4F207 12" Shower Head, 8" Ceiling Mount Shower Arm & Flange	739.00	1085.00	1379.00
 9SH07 12" Shower Head Only (Classic)	649.00	940.00	1200.00
 9SA06 20" Wall Mount Shower Arm & Flange Assembly	135.00	205.00	249.00
9YHB9 Adjustable Mounting Bracket up to 24"	95.00	149.00	175.00
9SA43 8" Ceiling Mount Shower Arm & Flange Assembly	90.00	145.00	179.00
4F002 Standard Single Function Shower Head with Arm & Flange	99.00	149.00	195.00
9SH02 Standard Single Function Shower Head Only	68.00	99.00	129.00
9SA02 6" Shower Arm & Flange	31.00	50.00	66.00
4J001 EA. 4J021 x2 4J041 x4 Body Spray with 1/2" NPT x 1/2" NPSM x 3" Nipple	119.00	189.00	249.00
9HBD5 Wall Mount Bidet & Foot Rinse with Dual Function Spray	349.00	449.00	540.00
4GJS0 Single Function 4GJS3 3 Function Adjustable Slide Bar with Hand Held Shower Assembly	474.00	754.00	898.00
9AB03 Adjustable Slide Bar Only	250.00	395.00	450.00
9FH01 Hose Only 1/2" x 1/2" x 60"	59.00	110.00	149.00
9HS01 Single Function 9HS36 3 Function Hand Held Shower Only	165.00	249.00	299.00
4H006 Integral Supply with 1/2" NPT x 1/2" NPSM x 3" Nipple	99.00	139.00	179.00
9WB10 Wall Bracket for Hand Held Shower	69.00	99.00	119.00

Model No & Description	FINISH PRICE CATEGORY		
	A CHROME	B OTHER	C GOLD
 9HBD10 Hand Held Shower Bidet with Extended Reach & Dual Function Including Wall Bracket with Supply & Hose	397.00	578.00	699.00
 9FH01 Hose Only 1/2" x 1/2" x 60"	59.00	110.00	149.00
 9WB02 Wall Bracket with Integral Supply	99.00	139.00	179.00
 9HBD1 Hand Held Shower Bidet	239.00	329.00	390.00
 4UJS1 Bar with Inlet at Diverter. Includes 8" Shower Head, 12" Shower Arm, 30" Adjustable Slide Bar (can be cut to suit), Hand Held Shower & Diverter	1098.00	1690.00	2180.00
 4UJS2 Bar with Inlet at Shower Head. Includes 8" Shower Head, 12" Shower Arm, 30" Adjustable Slide Bar (can be cut to suit), Hand Held Shower & Diverter	1299.00	1895.00	2380.00
<i>Note: Requires Mixing Valve with On/Off</i>			
 *9FSD32 32" *9FSD42 48" Linear Drain (Complete) Paisley Pattern	639.00	639.00	789.00
 *T9FSD32 32" *T9FSD42 48" Trim Only	349.00	349.00	499.00
 *9FSD33 32" *9FSD43 48" Linear Drain (Complete) XOXO Pattern	639.00	639.00	789.00
 *T9FSD33 32" *T9FSD43 48" Trim Only	349.00	349.00	499.00
 9FSD30 32" 9FSD40 48" Rough-In Only		290.00	349.00
*9FSD11 Standard *9FSD12 Paisley *9FSD13 XOXO Shower Drain for Acrylic Base (Complete)	58.00	58.00	69.00
*T9FSD11 Standard *T9FSD12 Paisley *T9FSD13 XOXO Trim Only	39.00	39.00	50.00
9FSD10 Rough-In Only		19.00	
*9FSD21 Standard *9FSD22 Paisley *9FSD23 XOXO Shower Drain for Concrete Base (Complete)	72.00	72.00	83.00
*T9FSD21 Standard *T9FSD22 Paisley *T9FSD23 XOXO Trim Only	39.00	39.00	50.00
9FSD20 Rough-In Only		33.00	

Model No & Description		FINISH PRICE CATEGORY			
		A CHROME	B OTHER	C GOLD	
	7AJS0	18"	180.00	279.00	359.00
	7BJS0	24"	183.00	285.00	367.00
	7CJS0	30"	199.00	315.00	399.00
	Towel Bar				
	7DJS0 Towel Ring		105.00	162.00	209.00
	7EJS0 Toilet Paper Holder (Double Post)		199.00	309.00	398.00
	7FJS0 Toilet Paper Holder (Single Post)		105.00	162.00	209.00
	7HJS0 Robe Hook		82.00	127.00	165.00
	7JJS0 Soap Holder		95.00	135.00	165.00
	7LJS0 Glass Holder		95.00	135.00	165.00
	7NJS0	21"	279.00	379.00	465.00
	7PJS0	12"	279.00	379.00	465.00
	7QJS0	18"	259.00	418.00	539.00
	7RJS0	24"	275.00	442.00	575.00
	7SJS0	30"	283.00	452.00	599.00
	Dual Towel Bar				
	7ZJS0 Vanity Handle		29.00	45.00	59.00
	9JRVO Toilet Trip Lever		99.00	129.00	149.00

Model No & Description		FINISH PRICE CATEGORY			
		A CHROME	B OTHER	C GOLD	
	9GB01	16"	249.00	329.00	389.00
	9GB02	24"	269.00	344.00	409.00
	9GB04	36"	319.00	399.00	465.00
	Grab Bars				
	*9TTP1 Recessed Toilet Paper Holder		299.00	299.00	399.00
	*9TWN1 12 x 12" Recessed Wall Niche		499.00	499.00	649.00
	*9TWR1 10 1/2" Tension Rod with 3 Hooks (optional)		29.00	29.00	39.00
	*9TWN3 12 x 12" Recessed Wall Niche with Door		699.00	699.00	899.00
	*9TWN2 12 x 24" Recessed Wall Niche		599.00	599.00	749.00
	*9TWR2 22 1/2" Tension Rod with 3 Hooks (optional)		29.00	29.00	39.00
	*9TWN4 12" x 24" Recessed Wall Niche with Two Adjustable Shelves (for vertical use)		699.00	699.00	899.00
	*9HSS1 Shower Seat		990.00	990.00	1195.00

1970s
RUBINSTEIN
PARIS 19



There is Rubinstein



1AFML SN GD
METAL MAIN FINISH WITH METAL ACCENT FINISH CONFIGURATION



1AFJL BJ GD
COLOUR MAIN FINISH WITH METAL ACCENT FINISH CONFIGURATION



1AFMC SN MB
METAL MAIN FINISH WITH COLOUR ACCENT FINISH CONFIGURATION

*c*FL*EM*IS*H**c*










TYPICAL SPLIT FINISH CONFIGURATION

Metal Finishes

Color Finishes

CH Chrome 	PN Polished Nickel 	BB Bright Brass 	RD Red 	MW Matt White 	WH White 
GD Gold 	SN Satin Nickel 	SB Satin Brass 	BK Black 	MB Matt Black 	MR Maroon 
SC Satin Chrome 	OB Oil Rubbed Bronze 	ABM Antique Brass Matt 	BJ Blu Jean 	AQ Aqua 	BD Bordeaux 
ACM Antique Copper Matt 	NB Natural Brass 	TB Tuscan Brass 			PH Purple Haze 

Model No & Description	FINISH PRICE CATEGORY		
	A CHROME	B OTHER	C GOLD
 1AFML (Lever Handle) Widespread Lav. Set (less drain)	575.00	839.00	998.00
 1AFMC (Cross Handle) Widespread Lav. Set (less drain)	575.00	839.00	998.00
 1AFJL (Jasmin Spout) Widespread Lav. Set (less drain)	575.00	829.00	985.00
 1AFJC (Jasmin Spout) Widespread Lav. Set (less drain)	575.00	829.00	985.00
 1BFML 4" Centre Lav. Set (less drain)	399.00	580.00	690.00
 1BFJL 4" Centre Lav. Set (less drain)	385.00	549.00	659.00
 1GFML or C Wall Mount Lav. Set (less drain)			
 T1GFML or C Trim Only	429.00	639.00	769.00
 1GR100 Rough-In Only		325.00	
















Model No & Description	FINISH PRICE CATEGORY		
	A CHROME	B OTHER	C GOLD
 6AFML or C Single Hole Dual Handle Bidet Fitting (less drain)	499.00	699.00	849.00
 6CFML or C Bidet Fitting with Spray, Diverter, with Vacuum Breaker (less drain)	988.00	1290.00	1539.00
 9DPU13 9DPU12 Exposed Push-up Drain with Overflow	55.00 79.00	79.00 119.00	95.00 139.00
 9DPU15 9DPU14 Exposed Push-up Drain without Overflow	55.00 79.00	79.00 119.00	95.00 139.00
 9DPU6 9DPU5 Exposed Commercial Drain without Overflow	55.00 79.00	79.00 119.00	95.00 139.00
 9DPT1 Exposed P-Trap with Flange	79.00	129.00	159.00
 9DPT3 Exposed Bottle Trap with Flange	129.00	219.00	259.00
 9KLV1 Exposed Classic Supply Kit Includes: 9ASV1 (X2) Shut-Off 9CFT2 (X2) Flex Tube 9BSL1 (X1) Sleeve	275.00	399.00	495.00
 9XFLTSW02 9CFT2 Exposed OPTIONAL Stainless Steel Supply Flex Tube (3/8" F x 11") Commonly used with Widespread Lavs and Bidets	45.00	60.00	75.00
 9KAD1 Flex Tube Adaptor 1/2" M x 3/8" M			5.00
 9KWC1 Exposed Toilet Supply Kit- Classic Includes: 9ASV1 (X1) Shut-Off, 9CFT1 (x1) Flex Tube 9BSL1 (x1) Sleeve	145.00	209.00	249.00
 9XFLTTS01 9CFT1 Exposed Stainless Steel Toilet Supply Flextube (3/8" Str x 7/8" F x 11")	45.00	60.00	75.00

Note: Applicable to most Lavs and Bidets (some units may require adaptor 1/2" Mx3/8" M)
For other options please refer to RUBINET BATH ESSENTIALS page

Exposed = All Visual Parts Are Finished

FINISH PRICE CATEGORY

FINISH PRICE CATEGORY

Model No & Description	FINISH PRICE CATEGORY		
	A CHROME	B OTHER	C GOLD
 5AFML or C Roman Tub Filler			
T5AFML or C Trim Only	519.00	799.00	989.00
 5AFJL or C (Jasmine Spout) Roman Tub Filler			
T5AFJL or C Trim Only	479.00	759.00	949.00
 5AR100 1/2" 5AR300 3/4" Rough-In Only		229.00 339.00	
 5RFML Pressure Balance Deck Mount Mixing Valve with Hand Held Shower			
T5RFML Trim Only	439.00	649.00	799.00
 5RR100 Rough-In Only		269.00	
 5HFML or C Four Piece Roman Tub Filler with Hand Held Shower			
T5HFML or C Trim Only	819.00	1299.00	1599.00
 5HFJL or C (Jasmine Spout) Four Piece Roman Tub Filler with Hand Held Shower			
T5HFJL or C Trim Only	799.00	1280.00	1599.00
 5HR100 Rough-In Only		449.00	
 3DFML or C Deck Mount Tub Filler with Hand Held Shower	1490.00	2275.00	2690.00
 3FFML or C Floor Mount Tub Filler with Hand Held Shower	1698.00	2495.00	2995.00
 3WFML or C Wall Mount Tub Filler with Hand Held Shower	1249.00	1799.00	2180.00
 2AFML or C Three Valve Tub Filler with Diverter			
T2AFML or C Trim Only	369.00	559.00	680.00
 2AR100 Rough-In Only		375.00	
 3AFML or C Two Valve Tub Filler			
T3AFML or C Trim Only	248.00	379.00	459.00
 3AR100 Rough-In Only		280.00	

Model No & Description	FINISH PRICE CATEGORY		
	A CHROME	B OTHER	C GOLD
 2TJSW Wall Mount Tub Spout	179.00	299.00	375.00
 2TFMD Deck Mount Tub Spout	299.00	499.00	649.00
 2TJSD Deck Mount Tub Spout	285.00	449.00	599.00
 9EW02 22" 9EW03 27" Adjustable Cable Driven Tubular Waste & Overflow Solid Brass	268.00 298.00	309.00 339.00	339.00 369.00
 T9EW00 Trim Only	69.00	110.00	140.00
 9ER02 22" 9ER03 27" Rough-In Only		199.00 229.00	
 9EW010 22" Adjustable Cable Driven Tubular Waste & Overflow PVC with Brass Trim Only	168.00	209.00	239.00
 T9EW010 Trim Only	69.00	110.00	140.00
 9ER10 Rough-In Only		99.00	
 9EW05 16" 9EW06 22" Adjustable Cable Driven Telescopic Waste & Overflow Solid Brass	168.00 179.00	209.00 220.00	239.00 250.00
 T9EW00 Trim Only	69.00	110.00	140.00
 9ER05 16" 9ER06 22" Rough-In Only		99.00 110.00	
 9EW08 22" Exposed Adjustable Plug & Chain Tubular Waste & Overflow Solid Brass	449.00	599.00	699.00
 9EW011 22" Exposed Adjustable Push-Up Tubular Waste & Overflow Solid Brass	449.00	599.00	699.00

FINISH PRICE CATEGORY

Model No & Description
A CHROME B OTHER C GOLD



4YFML or C
Pressure Balance
Shower Valve with Stops

T4YFML or C Trim Only 249.00 399.00 499.00



4YR100 Rough-In Only 295.00



2YFML or C
Pressure Balance
Shower Valve with Stops
& Two Way Diverter

T2YFML or C Trim Only 298.00 498.00 578.00



2YR100 Rough-In Only 399.00



3YFML or C
Pressure Balance Valve
with Stops & *Separate*
Three Way Diverter
with Shared Outlets



T3YFML or C Trim Only 404.00 628.00 774.00



3YR100 Rough-In Only 524.00



4XFML or C
Three Way Diverter Valve
with Shared Outlets
in Between Functions

T4XFML or C Trim Only 155.00 229.00 275.00



4XR100 Rough-In Only 229.00

Shown With
3 Function
Wall Mount
Shower Head



201FML or C 3 Function Wall Mount
202FML or C 8" Wall Mount
203FML or C 8" Ceiling Mount
Pressure Balance
Shower with Fixed Shower
Head & Arm



T201FML or C 3 Function Wall Mount 738.00 1093.00 1397.00
T202FML or C 8" Wall Mount 763.00 1133.00 1427.00
T203FML or C 8" Ceiling Mount 738.00 1093.00 1397.00
Trim Only



4YR100 Rough-In Only 295.00

FINISH PRICE CATEGORY

Model No & Description
A CHROME B OTHER C GOLD

Shown With
8" Wall Mount
Shower Head



211FML or C 3 Function Wall Mount
212FML or C 8" Wall Mount
213FML or C 8" Ceiling Mount
Pressure Balance
Shower with Fixed Shower
Head & Arm, Hand Held Shower,
Bar & Integral Supply



T211FML or C 3 Function Wall Mount 1304.00 1995.00 2405.00
T212FML or C 8" Wall Mount 1363.00 2070.00 2534.00
T213FML or C 8" Ceiling Mount 1398.00 2030.00 2484.00
Trim Only



2YR100 Rough-In Only 399.00

Shown With
8" Wall Mount
Shower Head



221FML or C 3 Function Wall Mount
222FML or C 8" Wall Mount
223FML or C 8" Ceiling Mount
Pressure Balance
Tub & Shower with Fixed Shower
Head & Arm with Tub Filler Spout



T221FML or C 3 Function Wall Mount 834.00 1447.00 1737.00
T222FML or C 8" Wall Mount 991.00 1531.00 1880.00
T223FML or C 8" Ceiling Mount 966.00 1491.00 1830.00
Trim Only



2YR100 Rough-In Only 399.00

Shown With
8" Ceiling Mount
Shower Head



231FML or C 3 Function Wall Mount
232FML or C 8" Wall Mount
233FML or C 8" Ceiling Mount
Pressure Balance Tub & Shower
with Three Way Diverter Shared
Flow, Fixed Shower Head & Arm,
Tub Filler Spout, Hand Held Shower,
Bar & Integral Supply











T231FML or C 3 Function Wall Mount 1589.00 2424.00 2976.00
T232FML or C 8" Wall Mount 1644.00 2499.00 3105.00
T233FML or C 8" Ceiling Mount 1619.00 2459.00 3055.00
Trim Only















3YR100 Rough-In Only 524.00

FINISH PRICE CATEGORY

FINISH PRICE CATEGORY

Model No & Description	FINISH PRICE CATEGORY		
	A CHROME	B OTHER	C GOLD
 <p>4MFM0 Temperature Control Valve with Stops</p>			
T4MFM0 Trim Only	279.00	429.00	549.00
 <p>4MR100 1/2" 4MR300 3/4" Rough-In Only</p>		395.00	499.00
 <p>4QFML or C Temperature Control Valve with Stops & Volume Control</p>			
T4QFML or C Trim Only	389.00	599.00	719.00
 <p>4QR100 1/2" 4QR300 3/4" Rough-In Only</p>		519.00	649.00
 <p>4LFML or C Temperature Control Valve with Stops & Volume Control Plus One Other Volume Control</p>			
T4LFML or C Trim Only	509.00	775.00	949.00
 <p>4LR100 1/2" 4LR300 3/4" Rough-In Only</p>		619.00	788.00
 <p>4NFML or C Temperature Control Valve with Stops & Three Volume Controls</p>			
T4NFML or C Trim Only	649.00	965.00	1239.00
 <p>4NR100 1/2" 4NR100 3/4" Rough-In Only</p>		725.00	916.00

Model No & Description	FINISH PRICE CATEGORY		
	A CHROME	B OTHER	C GOLD
 <p>2QFML or C Temperature Control Valve with Stops & Two Way Diverter with Shut-Off</p>			
T2QFML or C Trim Only	389.00	599.00	719.00
 <p>2QR100 1/2" Rough-In Only</p>		595.00	
 <p>2RFML or C Temperature Control Valve with Stops, Two Way Diverter with Shut-Offs, Plus One Other Extra Volume Control</p>			
T2RFML or C Trim Only	509.00	775.00	949.00
 <p>2RR100 1/2" Rough-In Only</p>		699.00	
 <p>2SFML or C Temperature Control Valve with Stops & Separate Three Way Diverter with Shut-Offs in Between Functions</p>			
T2SFML or C Trim Only	449.00	689.00	829.00
 <p>2SR100 1/2" Rough-In Only</p>		624.00	
 <p>3XFML or C Three Way Diverter with Shut-Offs in Between Functions</p>			
T3XFML or C Trim Only	155.00	229.00	275.00
 <p>3XR100 1/2" Rough-In Only</p>		229.00	
 <p>2XFML or C Two Way Diverter with Shut-Off</p>			
T2XFML or C Trim Only	155.00	229.00	275.00
 <p>2XR100 1/2" Rough-In Only</p>		195.00	
 <p>4KFML or C Volume Control Valve</p>			
T4KFML or C Trim Only	119.00	175.00	229.00
 <p>4KR100 1/2" 4KR300 3/4" Rough-In Only</p>		110.00	139.00

Model No & Description
 A CHROME B OTHER C GOLD

Model No & Description
 A CHROME B OTHER C GOLD

Shown With
 3 Function
 Wall Mount
 Shower Head

20FML or C 3 Function Wall Mount
 21FML or C 8" Wall Mount
 22FML or C 8" Ceiling Mount
 Temperature Control
 Shower with Two Way Diverter
 & Shut-Off, Hand Held Shower,
 Bar, Integral Supply & Fixed
 Shower Head & Arm



T20FML or C 3 Function Wall Mount 1421.00 2151.00 2595.00
 T21FML or C 8" Wall Mount 1476.00 2226.00 2724.00
 T22FML or C 8" Ceiling Mount 1451.00 2186.00 2774.00
 Trim Only



2QR100 1/2" 595.00
 Rough-In Only

Shown With
 8" Ceiling Mount
 Shower Head

23FML or C 3 Function Wall Mount
 24FML or C 8" Wall Mount
 25FML or C 8" Ceiling Mount
 Temperature Control Tub
 & Shower with Three Way
 Diverter & Shut-Off, Hand Held
 Shower, Bar, Integral Supply,
 Wall Mount Tub Filler Spout and
 Fixed Shower Head & Arm



T23FML or C 3 Function Wall Mount 1660.00 2540.00 3080.00
 T24FML or C 8" Wall Mount 1715.00 2615.00 3209.00
 T25FML or C 8" Ceiling Mount 1690.00 2575.00 3159.00
 Trim Only



2SR100 1/2" 624.00
 Rough-In Only

Shown With
 8" Wall Mount
 Shower Head

26FML or C 3 Function Wall Mount
 27FML or C 8" Wall Mount
 28FML or C 8" Ceiling Mount
 Temperature Control
 Shower with Two Way Diverter
 & Shut-Off, with One Separate
 Volume Control, Hand Held
 Shower, Bar Integral Supply,
 Wall Mount Bidet / Foot Rinse &
 Fixed Shower Head & Arm



T26FML or C 3 Function Wall Mount 1890.00 2776.00 3365.00
 T27FML or C 8" Wall Mount 1945.00 2851.00 3494.00
 T28FML or C 8" Ceiling Mount 1920.00 2811.00 3454.00
 Trim Only



2RR100 1/2" 699.00
 Rough-In Only

Shown With
 3 Function
 Wall Mount
 Shower Head

30FML or C 3 Function Wall Mount
 31FML or C 8" Wall Mount
 32FML or C 8" Ceiling Mount
 Temperature Control
 Shower with Two Way Diverter
 & Shut-Off, with One Separate Volume
 Control with Hand Held Shower,
 Bar, Integral Supply, Two Body
 Sprays & Fixed Shower Head



T30FML or C 3 Function Wall Mount 1660.00 2705.00 3323.00
 T31FML or C 8" Wall Mount 1834.00 2780.00 3452.00
 T32FML or C 8" Ceiling Mount 1809.00 2740.00 3402.00
 Trim Only



2RR100 1/2" 699.00
 Rough-In Only

Shown With
 3 Function
 Wall Mount
 Shower Head

40FML or C 3 Function Wall Mount
 41FML or C 8" Wall Mount
 42FML or C 8" Ceiling Mount
 Temperature Control Shower
 with Two Separate Volume Controls,
 Fixed Shower Head, Bar, Integral
 Supply & Hand Held Shower



T40FML or C 3 Function Wall Mount 1541.00 2327.00 2825.00
 T41FML or C 8" Wall Mount 1596.00 2402.00 2954.00
 T42FML or C 8" Ceiling Mount 1571.00 2662.00 2904.00
 Trim Only



4LR100 1/2" 619.00
 Rough-In Only

Shown With
 8" Ceiling Mount
 Shower Head

45FML or C 3 Function Wall Mount
 46FML or C 8" Wall Mount
 47FML or C 8" Ceiling Mount
 48FML or C 12" Ceiling Mount
 Temperature Control Shower
 with Three Separate Volume
 Controls, Fixed Shower Head,
 Bar, Integral Supply, Hand Held
 Shower & Four Body Sprays



T45FML or C 3 Function Wall Mount 2157.00 3273.00 4111.00
 T46FML or C 8" Wall Mount 2192.00 3348.00 4240.00
 T47FML or C 8" Ceiling Mount 2167.00 3308.00 3990.00
 T48FML or C 12" Ceiling Mount 2417.00 3679.00 4491.00
 Trim Only













4NR300 3/4" 916.00
 Rough-In Only

FINISH PRICE CATEGORY







FINISH PRICE CATEGORY





Model No & Description	FINISH PRICE CATEGORY		
	A CHROME	B OTHER	C GOLD
 4F032 3 Function Shower Head with 8" Shower Arm & Flange	459.00	659.00	799.00
9SH04 3 Function Shower Head Only (Classic)	329.00	480.00	590.00
9SA32 8" Shower Arm & Flange	130.00	179.00	209.00
 4F023 8" Shower Head with Wall Mount 12" Shower Arm & Flange	514.00	734.00	928.00
4F223 8" Shower Head with Ceiling Mount 8" Shower Arm & Mounting Flange	489.00	694.00	878.00
9SH23 8" Shower Head Only (Classic)	399.00	549.00	699.00
9SA23 12" Shower Arm & Flange	115.00	185.00	229.00
 4F007 12" Shower Head, 20" Wall Mount Shower Arm & Flange with Adjustable Mounting Bracket up to 24"	879.00	1294.00	1624.00
4F207 12" Shower Head, 8" Ceiling Mount Shower Arm & Flange	739.00	1085.00	1379.00
9SH07 12" Shower Head Only (Classic)	649.00	940.00	1200.00
9SA06 20" Wall Mount Shower Arm & Flange Assembly	135.00	205.00	249.00
 9YHB9 Adjustable Mounting Bracket up to 24"	95.00	149.00	175.00
9SA43 8" Ceiling Mount Shower Arm & Flange Assembly	90.00	145.00	179.00
 4F002 Standard Single Function Shower Head with Arm & Flange	99.00	149.00	195.00
9SH02 Standard Single Function Shower Head Only	68.00	99.00	129.00
9SA02 6" Shower Arm & Flange	31.00	50.00	66.00
 4J001 EA. 4J021 x2 4J041 x4 Body Spray with 1/2" NPT x 1/2" NPSM x 3" Nipple	119.00	189.00	249.00
238.00	378.00	498.00	
476.00	756.00	996.00	
 9HBD5 Wall Mount Bidet & Foot Rinse with Dual Function Spray	349.00	449.00	540.00
 4GFM0 Single Function 4GFM3 3 Function Adjustable Slide Bar with Hand Held Shower Assembly	474.00	754.00	898.00
604.00	904.00	1098.00	
9AB02 Adjustable Slide Bar Only	250.00	395.00	450.00
9FH01 Hose Only 1/2" x 1/2" x 60"	59.00	110.00	149.00
9HS06 Single Function 9HS36 3 Function Hand Held Shower Only	165.00	249.00	299.00
295.00	399.00	499.00	
 4H006 Integral Supply with 1/2" NPT x 1/2" NPSM x 3" Nipple	99.00	139.00	179.00
 9WB10 Wall Bracket for Hand Held Shower	69.00	99.00	119.00

Model No & Description	FINISH PRICE CATEGORY		
	A CHROME	B OTHER	C GOLD
 9HBD10 Hand Held Shower Bidet with Extended Reach & Dual Function Including Wall Bracket with Supply & Hose	397.00	578.00	699.00
9FH01 Hose Only 1/2" x 1/2" x 60"	59.00	110.00	149.00
9WB02 Wall Bracket with Integral Supply	99.00	139.00	179.00
9HBD1 Hand Held Shower Bidet	239.00	329.00	390.00
 4UFM1 Bar with Inlet at Diverter. Includes 8" Shower Head, 12" Shower Arm, 30" Adjustable Slide Bar (can be cut to suit), Hand Held Shower & Diverter	1098.00	1690.00	2180.00
4UFM2 Bar with Inlet at Shower Head. Includes 8" Shower Head, 12" Shower Arm, 30" Adjustable Slide Bar (can be cut to suit), Hand Held Shower & Diverter	1299.00	1895.00	2380.00
<i>Note: Requires Mixing Valve with On/Off</i>			
 *9FSD32 32" *9FSD42 48" Linear Drain (Complete) Paisley Pattern	639.00	639.00	789.00
798.00	798.00	998.00	
 *T9FSD32 32" *T9FSD42 48" Trim Only	349.00	349.00	499.00
449.00	449.00	649.00	
 *9FSD33 32" *9FSD43 48" Linear Drain (Complete) XOXO Pattern	639.00	639.00	789.00
798.00	798.00	998.00	
 *T9FSD33 32" *T9FSD43 48" Trim Only	349.00	349.00	499.00
449.00	449.00	649.00	
9FSD30 32" 9FSD40 48" Rough-In Only		290.00	
		349.00	
 *9FSD11 Standard *9FSD12 Paisley *9FSD13 XOXO Shower Drain for Acrylic Base (Complete)	58.00	58.00	69.00
85.00	85.00	99.00	
85.00	85.00	99.00	
 *T9FSD11 Standard *T9FSD12 Paisley *T9FSD13 XOXO Trim Only	39.00	39.00	50.00
66.00	66.00	80.00	
66.00	66.00	80.00	
9FSD10 Rough-In Only		19.00	
 *9FSD21 Standard *9FSD22 Paisley *9FSD23 XOXO Shower Drain for Concrete Base (Complete)	72.00	72.00	83.00
99.00	99.00	113.00	
99.00	99.00	113.00	
 *T9FSD21 Standard *T9FSD22 Paisley *T9FSD23 XOXO Trim Only	39.00	39.00	50.00
66.00	66.00	80.00	
66.00	66.00	80.00	
9FSD20 Rough-In Only		33.00	

Model No & Description		FINISH PRICE CATEGORY			
		A CHROME	B OTHER	C GOLD	
	7AFMO	18"	152.00	235.00	299.00
	7BFMO	24"	161.00	249.00	318.00
	7CFMO	30"	165.00	255.00	326.00
	Towel Bar				
	7DFMO		109.00	175.00	225.00
Towel Ring					
	7EFMO		169.00	265.00	339.00
Toilet Paper Holder (Double Post)					
	7FFMO		109.00	175.00	225.00
Toilet Paper Holder (Single Post)					
	7HFMO		75.00	112.00	145.00
Robe Hook					
	7JFMO		105.00	149.00	185.00
Soap Holder					
	7LFMO		105.00	149.00	185.00
Glass Holder					
	7NFMO	21"	249.00	325.00	389.00
	7PFMO	12"	249.00	325.00	389.00
Glass Shelf					
	7QFMO	18"	255.00	397.00	499.00
	7RFMO	24"	269.00	419.00	539.00
	7SFMO	30"	279.00	435.00	559.00
	Dual Towel Bar				
	7ZFMO		13.00	20.00	26.00
Vanity Handle					
	9JFMO		99.00	129.00	149.00
Toilet Trip Lever					

Model No & Description		FINISH PRICE CATEGORY			
		A CHROME	B OTHER	C GOLD	
	9GB01	16"	249.00	329.00	389.00
	9GB02	24"	269.00	344.00	409.00
	9GB04	36"	319.00	399.00	465.00
	Grab Bars				
	*9TTP1		299.00	299.00	399.00
Recessed Toilet Paper Holder					
	*9TWN1		499.00	499.00	649.00
12 x 12" Recessed Wall Niche					
	*9TWR1		29.00	29.00	39.00
10 1/2" Tension Rod with 3 Hooks (optional)					
	*9TWN3		699.00	699.00	899.00
12 x 12" Recessed Wall Niche with Door					
	*9TWN2		599.00	599.00	749.00
12 x 24" Recessed Wall Niche					
	*9TWR2		29.00	29.00	39.00
22 1/2" Tension Rod with 3 Hooks (optional)					
	*9TWN4		699.00	699.00	899.00
12" x 24" Recessed Wall Niche with Two Adjustable Shelves (for vertical use)					
	*9HSS1		990.00	990.00	1195.00
Shower Seat					


Model No & Description	FINISH PRICE CATEGORY		
	A CHROME	B OTHER	C GOLD
 8CFML or C Dual Handle Kitchen Set with Hand Spray	799.00	1049.00	N/A
 8DFML or C Dual Handle Kitchen Set	599.00	799.00	N/A
 8EFML or C Wall Mount Pot Filler	799.00	1095.00	N/A
 8HFML or C Deck Mount Pot Filler	799.00	1095.00	N/A
 8UFML or C Kitchen Bridge Faucet with Hand Spray	999.00	1249.00	N/A
 8VFML or C Kitchen Bridge Faucet	799.00	999.00	N/A

Model No & Description	FINISH PRICE CATEGORY		
	A CHROME	B OTHER	C GOLD
 8WFML or C Wall Mount Kitchen Bridge Faucet	799.00	999.00	N/A
 8XFML or C Wall Mount Kitchen Bridge Faucet with Hand Spray	999.00	1249.00	N/A
BAR			
 8QFML or C Dual Handle Bar Faucet with Hand Spray	749.00	999.00	N/A
 8PFML or C Dual Handle Bar Faucet	549.00	749.00	N/A
 9YSD3 Soap Dispenser	139.00	199.00	249.00



1ARJL SN SB
METAL MAIN FINISH WITH METAL ACCENT FINISH CONFIGURATION

MAIN - MB
Matt Black



ACCENT - GD
Gold



8DRML MB GD
COLOUR MAIN FINISH WITH METAL ACCENT FINISH CONFIGURATION



1ARML BB PH
METAL MAIN FINISH WITH COLOUR ACCENT FINISH CONFIGURATION

classique ROMANESQUE













TYPICAL SPLIT FINISH CONFIGURATION

Metal Finishes

Color Finishes

CH Chrome 	PN Polished Nickel 	BB Bright Brass 	RD Red 	MW Matt White 	WH White 
GD Gold 	SN Satin Nickel 	SB Satin Brass 	BK Black 	MB Matt Black 	MR Maroon 
SC Satin Chrome 	OB Oil Rubbed Bronze 	ABM Antique Brass Matt 	BJ Blu Jean 	AQ Aqua 	BD Bordeaux 
ACM Antique Copper Matt 	NB Natural Brass 	TB Tuscan Brass 			PH Purple Haze 

Model No & Description	FINISH PRICE CATEGORY		
	A CHROME	B OTHER	C GOLD
 1ARML (Lever Handle) Widespread Lav. Set (less drain)	588.00	855.00	1019.00
 1ARJL (Jasmin Spout) Widespread Lav. Set (less drain)	575.00	829.00	985.00
 1BRML 4" Centre Lav. Set (less drain)	399.00	580.00	690.00
 1BRJL 4" Centre Lav. Set (less drain)	385.00	549.00	659.00
 1GRML Wall Mount Lav. Set (less drain)			
 T1GRML Trim Only	429.00	639.00	769.00
 1GR100 Rough-In Only		325.00	

Model No & Description	FINISH PRICE CATEGORY		
	A CHROME	B OTHER	C GOLD
 6ARML Single Hole Dual Handle Bidet Fitting (less drain)	499.00	699.00	849.00
 6CRM Single Hole Dual Handle Bidet Fitting with Spray, Diverter, with Vacuum Breaker (less drain)	988.00	1290.00	1539.00
 9DPU13 9DPU12 Exposed Push-up Drain with Overflow	55.00 79.00	79.00 119.00	95.00 139.00
 9DPU15 9DPU14 Exposed Push-up Drain without Overflow	55.00 79.00	79.00 119.00	95.00 139.00
 9DPU6 9DPU5 Exposed Commercial Drain without Overflow	55.00 79.00	79.00 119.00	95.00 139.00
 9DPT1 Exposed P-Trap with Flange	79.00	129.00	159.00
 9DPT3 Exposed Bottle Trap with Flange	129.00	219.00	259.00
 9KLV1 Exposed Classic Supply Kit Includes: 9ASV1 (X2) Shut-Off 9CFT2 (X2) Flex Tube 9BSL1 (X1) Sleeve	275.00	399.00	495.00
<i>Note: Applicable to most Lavs and Bidets (some units may require adaptor 1/2" Mx3/8" M) For other options please refer to RUBINET BATH ESSENTIALS page</i>			
 9XFLTSW02 9CFT2 Exposed OPTIONAL Stainless Steel Supply Flex Tube (3/8" F x 11") Commonly used with Widespread Lavs and Bidets		19.00 45.00	60.00 75.00
 9KAD1 Flex Tube Adaptor 1/2" M x 3/8" M			5.00
 9KWC1 Exposed Toilet Supply Kit- Classic Includes: 9ASV1 (X1) Shut-Off, 9CFT1 (x1) Flex Tube 9BSL1 (x1) Sleeve	145.00	209.00	249.00
 9XFLTTS01 9CFT1 Exposed Stainless Steel Toilet Supply Flex Tube (3/8" Str x 7/8" F x 11")		19.00 45.00	60.00 75.00








Exposed = All Visual Parts Are Finished










Model No & Description	FINISH PRICE CATEGORY		
	A CHROME	B OTHER	C GOLD
 5ARML Roman Tub Filler			
T5ARML Trim Only	569.00	899.00	1190.00
 5ARJL (Jasmine Spout) Roman Tub Filler			
T5ARJL Trim Only	479.00	759.00	949.00
 5AR100 1/2" 5AR300 3/4" Rough-In Only			229.00 339.00
 5RRML Pressure Balance Deck Mount Mixing Valve with Hand Held Shower			
T5RRML Trim Only	439.00	649.00	799.00
 5RR100 Rough-In Only			269.00
 5HRML Four Piece Roman Tub Filler with Hand Held Shower			
T5HRML Trim Only	880.00	1379.00	1675.00
 5HRJL (Jasmine Spout) Four Piece Roman Tub Filler with Hand Held Shower			
T5HRJL Trim Only	799.00	1280.00	1599.00
 5HR100 Rough-In Only			449.00
 3DRML Deck Mount Tub Filler with Hand Held Shower	1490.00	2275.00	2690.00
 3FRML Floor Mount Tub Filler with Hand Held Shower	1698.00	2495.00	2995.00
 3WRML Wall Mount Tub Filler with Hand Held Shower	1249.00	1799.00	2180.00
 2ARML Three Valve Tub Filler with Diverter			
T2ARML Trim Only	369.00	559.00	680.00
 2AR100 Rough-In Only			375.00
 3ARML Two Valve Tub Filler			
T3ARML Trim Only	248.00	379.00	459.00
 3AR100 Rough-In Only			280.00

Model No & Description	FINISH PRICE CATEGORY		
	A CHROME	B OTHER	C GOLD
 2TRMW Wall Mount Tub Spout	179.00	299.00	375.00
 2TRMD Deck Mount Tub Spout	395.00	599.00	699.00
 2TRJD Deck Mount Tub Spout	285.00	449.00	599.00
 9EW02 22" 9EW03 27" Adjustable Cable Driven Tubular Waste & Overflow Solid Brass	268.00 298.00	309.00 339.00	339.00 369.00
 T9EW00 Trim Only	69.00	110.00	140.00
 9ER02 22" 9ER03 27" Rough-In Only			199.00 229.00
 9EW10 22" Adjustable Cable Driven Tubular Waste & Overflow PVC with Brass Trim Only	168.00	209.00	239.00
 T9EW10 Trim Only	69.00	110.00	140.00
 9ER10 Rough-In Only			99.00
 9EW05 16" 9EW06 22" Adjustable Cable Driven Telescopic Waste & Overflow Solid Brass	168.00 179.00	209.00 220.00	239.00 250.00
 T9EW00 Trim Only	69.00	110.00	140.00
 9ER05 16" 9ER06 22" Rough-In Only			99.00 110.00
 9EW08 22" Exposed Adjustable Plug & Chain Tubular Waste & Overflow Solid Brass	449.00	599.00	699.00
 9EW011 22" Exposed Adjustable Push-Up Tubular Waste & Overflow Solid Brass	449.00	599.00	699.00

FINISH PRICE CATEGORY









FINISH PRICE CATEGORY













Model No & Description	FINISH PRICE CATEGORY		
	A CHROME	B OTHER	C GOLD
 <p>4YRML Pressure Balance Shower Valve with Stops</p>			
T4YRML Trim Only	249.00	399.00	499.00
4YR100 Rough-In Only		295.00	
 <p>2YRML Pressure Balance Shower Valve with Stops & Two Way Diverter</p>			
T2YRML Trim Only	298.00	498.00	578.00
2YR100 Rough-In Only		399.00	
 <p>3YRML Pressure Balance Valve with Stops & <i>Separate</i> Three Way Diverter with Shared Outlets</p>			
T3YRML Trim Only	404.00	628.00	774.00
3YR100 Rough-In Only		524.00	
 <p>4XRML Three Way Diverter Valve with Shared Outlets in Between Functions</p>			
T4XRML Trim Only	155.00	229.00	275.00
4XR100 Rough-In Only		229.00	
<p>Shown With 3 Function Wall Mount Shower Head</p>    <p>201RML 3 Function Wall Mount 202RML 8" Wall Mount 203RML 8" Ceiling Mount Pressure Balance Shower with Fixed Shower Head & Arm</p>			
T201RML 3 Function Wall Mount Trim Only	738.00	1093.00	1397.00
T202RML 8" Wall Mount Trim Only	763.00	1133.00	1427.00
T203RML 8" Ceiling Mount Trim Only	738.00	1093.00	1397.00
4YR100 Rough-In Only		295.00	

Model No & Description	FINISH PRICE CATEGORY		
	A CHROME	B OTHER	C GOLD
<p>Shown With 8" Wall Mount Shower Head</p>    <p>211RML 3 Function Wall Mount 212RML 8" Wall Mount 213RML 8" Ceiling Mount Pressure Balance Shower with Fixed Shower Head & Arm, Hand Held Shower, Bar & Integral Supply</p>			
T211RML 3 Function Wall Mount Trim Only	1304.00	1995.00	2405.00
T212RML 8" Wall Mount Trim Only	1363.00	2070.00	2534.00
T213RML 8" Ceiling Mount Trim Only	1398.00	2030.00	2484.00
2YR100 Rough-In Only		399.00	
<p>Shown With 8" Wall Mount Shower Head</p>    <p>221RML 3 Function Wall Mount 222RML 8" Wall Mount 223RML 8" Ceiling Mount Pressure Balance Tub & Shower with Fixed Shower Head & Arm with Tub Filler Spout</p>			
T221RML 3 Function Wall Mount Trim Only	834.00	1447.00	1737.00
T222RML 8" Wall Mount Trim Only	991.00	1531.00	1880.00
T223RML 8" Ceiling Mount Trim Only	966.00	1491.00	1830.00
2YR100 Rough-In Only		399.00	
<p>Shown With 8" Ceiling Mount Shower Head</p>    <p>231RML 3 Function Ceiling Mount 232RML 8" Wall Mount 233RML 8" Ceiling Mount Pressure Balance Tub & Shower with Three Way Diverter Shared Flow, Fixed Shower Head & Arm, Tub Filler Spout, Hand Held Shower, Bar & Integral Supply</p>			
T231RML 3 Function Ceiling Mount Trim Only	1589.00	2424.00	3055.00
T232RML 8" Wall Mount Trim Only	1644.00	2499.00	3105.00
T233RML 8" Ceiling Mount Trim Only	1619.00	2459.00	3055.00
3YR100 Rough-In Only		524.00	

FINISH PRICE CATEGORY

FINISH PRICE CATEGORY

Model No & Description	FINISH PRICE CATEGORY		
	A CHROME	B OTHER	C GOLD
 <p>4MRM0 Temperature Control Valve with Stops</p>			
T4MRM0 Trim Only	279.00	429.00	549.00
 <p>4MR100 1/2" 4MR300 3/4" Rough-In Only</p>		395.00	499.00
 <p>4QRML Temperature Control Valve with Stops & Volume Control</p>			
T4QRML Trim Only	389.00	599.00	719.00
 <p>4QR100 1/2" 4QR300 3/4" Rough-In Only</p>		519.00	649.00
 <p>4LRML Temperature Control Valve with Stops & Volume Control Plus One Other Volume Control</p>			
T4LRML Trim Only	509.00	775.00	949.00
 <p>4LR100 1/2" 4LR300 3/4" Rough-In Only</p>		619.00	788.00
 <p>4NRML Temperature Control Valve with Stops & Three Volume Controls</p>			
T4NRML Trim Only	649.00	965.00	1239.00
 <p>4NR100 1/2" 4NR300 3/4" Rough-In Only</p>		725.00	916.00

Model No & Description	FINISH PRICE CATEGORY		
	A CHROME	B OTHER	C GOLD
 <p>2QRML Temperature Control Valve with Stops & Two Way Diverter with Shut-Off</p>			
T2QRML Trim Only	389.00	599.00	719.00
 <p>2QR100 1/2" Rough-In Only</p>		595.00	
 <p>2RRML Temperature Control Valve with Stops, Two Way Diverter with Shut-Offs, Plus One Other Extra Volume Control</p>			
T2RRML Trim Only	509.00	775.00	949.00
 <p>2RR100 1/2" Rough-In Only</p>		699.00	
 <p>2SRML Temperature Control Valve with Stops & Separate Three Way Diverter with Shut-Offs in Between Functions</p>			
T2SRML Trim Only	449.00	689.00	829.00
 <p>2SR100 1/2" Rough-In Only</p>		624.00	
 <p>3XRML Three Way Diverter with Shut-Offs in Between Functions</p>			
T3XRML Trim Only	155.00	229.00	275.00
 <p>3XR100 1/2" Rough-In Only</p>		229.00	
 <p>2XRML Two Way Diverter with Shut-Off</p>			
T2XRML Trim Only	155.00	229.00	275.00
 <p>2XR100 1/2" Rough-In Only</p>		195.00	
 <p>4KRML Volume Control Valve</p>			
T4KRML Trim Only	119.00	175.00	229.00
 <p>4KR100 1/2" 4KR300 3/4" Rough-In Only</p>		110.00	139.00

TEMPERATURE CONTROL MOST COMMON VALVES ASSEMBLIES

Model No & Description

A CHROME B OTHER C GOLD

Model No & Description

A CHROME B OTHER C GOLD

Shown With
3 Function
Wall Mount
Shower Head

20RML 3 Function Wall Mount
21RML 8" Wall Mount
22RML 8" Ceiling Mount
Temperature Control
Shower with Two Way Diverter
& Shut-Off, Hand Held Shower,
Bar, Integral Supply & Fixed
Shower Head & Arm



T20RML 3 Function Wall Mount 1421.00 2151.00 2595.00
T21RML 8" Wall Mount 1476.00 2226.00 2724.00
T22RML 8" Ceiling Mount 1451.00 2186.00 2774.00
Trim Only



2QR100 1/2" 595.00
Rough-In Only

Shown With
8" Ceiling Mount
Shower Head

23RML 3 Function Wall Mount
24RML 8" Wall Mount
25RML 8" Ceiling Mount
Temperature Control Tub
& Shower with Three Way
Diverter & Shut-Off, Hand Held
Shower, Bar, Integral Supply,
Wall Mount Tub Filler Spout and
Fixed Shower Head & Arm



T23RML 3 Function Wall Mount 1660.00 2540.00 3080.00
T24RML 8" Wall Mount 1715.00 2615.00 3209.00
T25RML 8" Ceiling Mount 1690.00 2575.00 3159.00
Trim Only



2SR100 1/2" 624.00
Rough-In Only

Shown With
8" Wall Mount
Shower Head

26RML 3 Function Wall Mount
27RML 8" Wall Mount
28RML 8" Ceiling Mount
Temperature Control
Shower with Two Way Diverter
& Shut-Off, with One Separate
Volume Control, Hand Held
Shower, Bar Integral Supply,
Wall Mount Bidet / Foot Rinse &
Fixed Shower Head & Arm



T26RML 3 Function Wall Mount 1890.00 2776.00 3365.00
T27RML 8" Wall Mount 1945.00 2851.00 3494.00
T28RML 8" Ceiling Mount 1920.00 2811.00 3454.00
Trim Only



2RR100 1/2" 699.00
Rough-In Only

Shown With
3 Function
Wall Mount
Shower Head

30RML 3 Function Wall Mount
31RML 8" Wall Mount
32RML 8" Ceiling Mount
Temperature Control
Shower with Two Way Diverter
& Shut-Off, with One Separate Volume
Control with Hand Held Shower,
Bar, Integral Supply, Two Body
Sprays & Fixed Shower Head



T30RML 3 Function Wall Mount 1660.00 2705.00 3323.00
T31RML 8" Wall Mount 1834.00 2780.00 3452.00
T32RML 8" Ceiling Mount 1809.00 2740.00 3402.00
Trim Only



2RR100 1/2" 699.00
Rough-In Only

Shown With
3 Function
Wall Mount
Shower Head

40RML 3 Function Wall Mount
41RML 8" Wall Mount
42RML 8" Ceiling Mount
Temperature Control Shower
with Two Separate Volume Controls,
Fixed Shower Head, Bar, Integral
Supply & Hand Held Shower



T40RML 3 Function Wall Mount 1541.00 2327.00 2825.00
T41RML 8" Wall Mount 1596.00 2402.00 2954.00
T42RML 8" Ceiling Mount 1571.00 2662.00 2904.00
Trim Only



4LR100 1/2" 619.00
Rough-In Only

Shown With
8" Ceiling Mount
Shower Head

45RML 3 Function Wall Mount
46RML 8" Wall Mount
47RML 8" Ceiling Mount
48RML 12" Ceiling Mount
Temperature Control Shower
with Three Separate Volume
Controls, Fixed Shower Head,
Bar, Integral Supply, Hand Held
Shower & Four Body Sprays



T45RML 3 Function Wall Mount 2157.00 3273.00 4111.00
T46RML 8" Wall Mount 2192.00 3348.00 4240.00
T47RML 8" Ceiling Mount 2167.00 3308.00 3990.00
T48RML 12" Ceiling Mount 2417.00 3679.00 4491.00
Trim Only















4NR300 3/4" 916.00
Rough-In Only








FINISH PRICE CATEGORY

FINISH PRICE CATEGORY

Model No & Description	FINISH PRICE CATEGORY		
	A CHROME	B OTHER	C GOLD
 4F032 3 Function Shower Head with 8" Shower Arm & Flange	459.00	659.00	799.00
9SH04 3 Function Shower Head Only (Classic)	329.00	480.00	590.00
9SA32 8" Shower Arm & Flange	130.00	179.00	209.00
 4F023 8" Shower Head with Wall Mount 12" Shower Arm & Flange	514.00	734.00	928.00
4F223 8" Shower Head with Ceiling Mount 8" Shower Arm & Mounting Flange	489.00	694.00	878.00
9SH23 8" Shower Head Only (Classic)	399.00	549.00	699.00
9SA23 12" Shower Arm & Flange	115.00	185.00	229.00
 4F007 12" Shower Head, 20" Wall Mount Shower Arm & Flange with Adjustable Mounting Bracket up to 24"	879.00	1294.00	1624.00
4F207 12" Shower Head, 8" Ceiling Mount Shower Arm & Flange	739.00	1085.00	1379.00
9SH07 12" Shower Head Only (Classic)	649.00	940.00	1200.00
9SA06 20" Wall Mount Shower Arm & Flange Assembly	135.00	205.00	249.00
 9YHB9 Adjustable Mounting Bracket up to 24"	95.00	149.00	175.00
9SA43 8" Ceiling Mount Shower Arm & Flange Assembly	90.00	145.00	179.00
 4F002 Standard Single Function Shower Head with Arm & Flange	99.00	149.00	195.00
9SH02 Standard Single Function Shower Head Only	68.00	99.00	129.00
9SA02 6" Shower Arm & Flange	31.00	50.00	66.00
 4J001 EA. 4J021 x2 4J041 x4 Body Spray with 1/2" NPT x 1/2" NPSM x 3" Nipple	119.00	189.00	249.00
	238.00	378.00	498.00
	476.00	756.00	996.00
 9HBD5 Wall Mount Bidet & Foot Rinse with Dual Function Spray	349.00	449.00	540.00
 4GRM0 Single Function 4GRM3 3 Function Adjustable Slide Bar with Hand Held Shower Assembly	474.00	754.00	898.00
	604.00	904.00	1098.00
9AB01 Adjustable Slide Bar Only	250.00	395.00	450.00
9FH01 Hose Only 1/2" x 1/2" x 60"	59.00	110.00	149.00
9HS06 Single Function 9HS36 3 Function Hand Held Shower Only	165.00	249.00	299.00
	295.00	399.00	499.00
 4H006 Integral Supply with 1/2" NPT x 1/2" NPSM x 3" Nipple	99.00	139.00	179.00
 9WB10 Wall Bracket for Hand Held Shower	69.00	99.00	119.00

Model No & Description	FINISH PRICE CATEGORY		
	A CHROME	B OTHER	C GOLD
 9HBD10 Hand Held Shower Bidet with Extended Reach & Dual Function Including Wall Bracket with Supply & Hose	397.00	578.00	699.00
9FH01 Hose Only 1/2" x 1/2" x 60"	59.00	110.00	149.00
9WB02 Wall Bracket with Integral Supply	99.00	139.00	179.00
9HBD1 Hand Held Shower Bidet	239.00	329.00	390.00
 4URM1 Bar with Inlet at Diverter. Includes 8" Shower Head, 12" Shower Arm, 30" Adjustable Slide Bar (can be cut to suit), Hand Held Shower & Diverter	1098.00	1690.00	2180.00
4URM2 Bar with Inlet at Shower Head. Includes 8" Shower Head, 12" Shower Arm, 30" Adjustable Slide Bar (can be cut to suit), Hand Held Shower & Diverter	1299.00	1895.00	2380.00
<i>Note: Requires Mixing Valve with On/Off</i>			
 *9FSD32 32" *9FSD42 48" Linear Drain (Complete) Paisley Pattern	639.00	639.00	789.00
	798.00	798.00	998.00
 *T9FSD32 32" *T9FSD42 48" Trim Only	349.00	349.00	499.00
	449.00	449.00	649.00
 *9FSD33 32" *9FSD43 48" Linear Drain (Complete) XOXO Pattern	639.00	639.00	789.00
	798.00	798.00	998.00
 *T9FSD33 32" *T9FSD43 48" Trim Only	349.00	349.00	499.00
	449.00	449.00	649.00
 9FSD30 32" 9FSD40 48" Rough-In Only		290.00	
		349.00	
 *9FSD11 Standard *9FSD12 Paisley *9FSD13 XOXO Shower Drain for Acrylic Base (Complete)	58.00	58.00	69.00
	85.00	85.00	99.00
	85.00	85.00	99.00
 *T9FSD11 Standard *T9FSD12 Paisley *T9FSD13 XOXO Trim Only	39.00	39.00	50.00
	66.00	66.00	80.00
	66.00	66.00	80.00
 9FSD10 Rough-In Only		19.00	
 *9FSD21 Standard *9FSD22 Paisley *9FSD23 XOXO Shower Drain for Concrete Base (Complete)	72.00	72.00	83.00
	99.00	99.00	113.00
	99.00	99.00	113.00
 *T9FSD21 Standard *T9FSD22 Paisley *T9FSD23 XOXO Trim Only	39.00	39.00	50.00
	66.00	66.00	80.00
	66.00	66.00	80.00
 9FSD20 Rough-In Only		33.00	

Model No & Description		FINISH PRICE CATEGORY			
		A CHROME	B OTHER	C GOLD	
	7ARMO	18"	180.00	275.00	349.00
	7BRMO	24"	189.00	288.00	369.00
	7CRMO	30"	195.00	295.00	385.00
	Towel Bar				
	7DRMO Towel Ring		105.00	165.00	209.00
	7ERMO Toilet Paper Holder (Double Post)		195.00	299.00	389.00
	7FRMO Toilet Paper Holder (Single Post)		105.00	165.00	209.00
	7HRMO Robe Hook		79.00	125.00	159.00
	7JRM0 Soap Holder		89.00	125.00	149.00
	7LRMO Glass Holder		89.00	125.00	149.00
	7NRM0	21"	269.00	359.00	435.00
	7PRMO	12"	269.00	359.00	435.00
	7QRM0	18"	279.00	433.00	559.00
	7RRMO	24"	295.00	459.00	589.00
	7SRMO	30"	299.00	469.00	599.00
	Dual Towel Bar				
	7ZRM0 Vanity Handle		13.00	20.00	26.00
	9JRM0 Toilet Trip Lever		99.00	129.00	149.00

Model No & Description		FINISH PRICE CATEGORY			
		A CHROME	B OTHER	C GOLD	
	9GB01	16"	249.00	329.00	389.00
	9GB02	24"	269.00	344.00	409.00
	9GB04	36"	319.00	399.00	465.00
	Grab Bars				
	*9TTP1 Recessed Toilet Paper Holder		299.00	299.00	399.00
	*9TWN1 12 x 12" Recessed Wall Niche		499.00	499.00	649.00
	*9TWR1 10 1/2" Tension Rod with 3 Hooks (optional)		29.00	29.00	39.00
	*9TWN3 12 x 12" Recessed Wall Niche with Door		699.00	699.00	899.00
	*9TWN2 12 x 24" Recessed Wall Niche		599.00	599.00	749.00
	*9TWR2 22 1/2" Tension Rod with 3 Hooks (optional)		29.00	29.00	39.00
	*9TWN4 12" x 24" Recessed Wall Niche with Two Adjustable Shelves (for vertical use)		699.00	699.00	899.00
	*9HSS1 Shower Seat		990.00	990.00	1195.00

FINISH PRICE CATEGORY

Model No &
Description

A B C
CHROME OTHER GOLD

FINISH PRICE CATEGORY

Model No &
Description

A B C
CHROME OTHER GOLD

8ARML
Widespread Kitchen Set

549.00 749.00 N/A



8BRML
Widespread Kitchen Set
with **Hand Spray**

749.00 999.00 N/A



8CRML
Dual Handle Kitchen Set
with **Hand Spray**

799.00 1049.00 N/A



8DRML
Dual Handle Kitchen Set

599.00 799.00 N/A



8JRML
Single Hole Single Control
Kitchen Set with **Retractable
Dual Function Spray**

499.00 649.00 N/A



Note: Available in Chrome and Satin Only. All Other Finishes Are Available in Accents Only.

BAR

8QRML
Dual Handle Bar Faucet
with **Hand Spray**

749.00 999.00 N/A



8PRML
Dual Handle Bar Faucet

549.00 749.00 N/A



9YSD3
Soap Dispenser

139.00 199.00 249.00



could this
become
grounds
for divorce?





THE **Rubinet** FAUCET COMPANY
10 Corstate Avenue, Concord, Ontario Canada L4K 4X2
Toll 1.200.461.5901 Tel 905.851.6781 Fax 905.851.8031
customer_service@rubinet.com www.rubinet.com



Download "Rubinet App" to Mobile