



Charms Access Instructions


Step 1: Login:

www.charmsoffice.com

Step 2: Click “**ENTER/LOGIN**” in the upper right hand corner

Step 3: Choose the option:
Parent/Student/Member Area

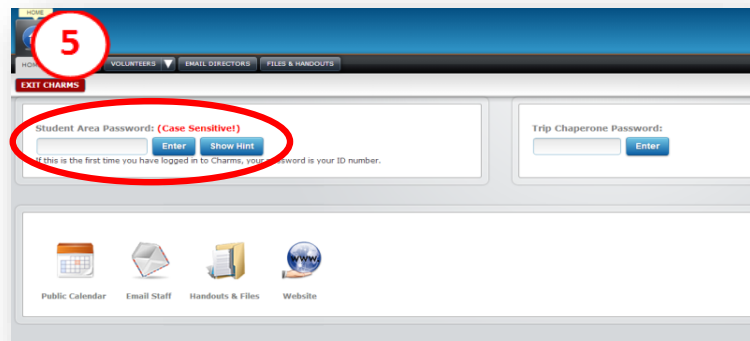
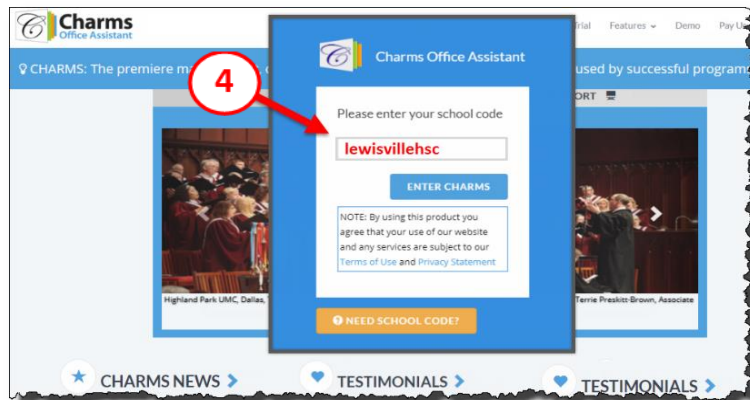
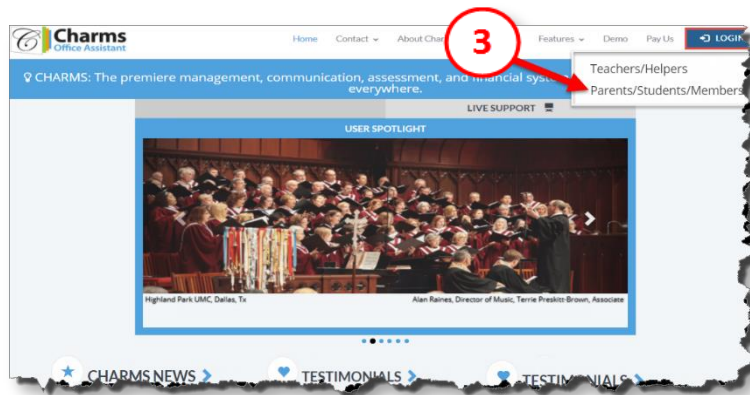
Step 4: Type or search the LHS Choir site code: **lewisvillehsc**

 **Note:** Use all lower case.

Step 5: Type **Student School ID number** to validate that your child is a current choir member.

That's it! You're in. 😊

Note: Use all lower case



When in Charms, you'll be able to:

- ☑ Check the calendar for upcoming events, concert dates, fundraisers, etc.
- ☑ Check your student's account balance status, dues owed, etc.
- ☑ Email the directors, Steve DeCrow or Natalie Manning
- ☑ Volunteer to help out at any events
- ☑ Download key forms, music, and files uploaded by our directors