

التذكرة  
The Reminder

# 5 DAYS OF HAJJ

A SIMPLE GUIDE FOR YOUNG CHILDREN

THE REMINDER PUBLICATION

[www.at-tazkirah.co.uk](http://www.at-tazkirah.co.uk)

# Day 1

8<sup>th</sup> Dhul Hijjah

Hajjis will go to Mina  
after Sunrise.



They will perform  
their 5 times  
Salaah there:



Zohr



Asr



Maghrib



Isha



Fajr  
of the next day.



# DAY 2

9<sup>th</sup> DHUL HIJJAH

After sunrise,  
the Hajis will  
go to **ARAFAH**.



Here they will perform their **Zohr** and **Asr** Salaah,  
and will spend their time worshipping Allah Ta'ala  
until sunset.





After sunset they will go to **MUZDALIFAH** and perform **Maghrib** and **Isha** together at **Isha** time.



They will spend the night in **MUZDALIFAH**.



# DAY 3

10<sup>th</sup> DHUL HIJJAH



After performing **Fajr** in **MUZDALIFAH**, the Hajjis will go to **MINA** before sunrise. On this day, 4 important actions have to be performed:

1 Stoning the big Shaytan



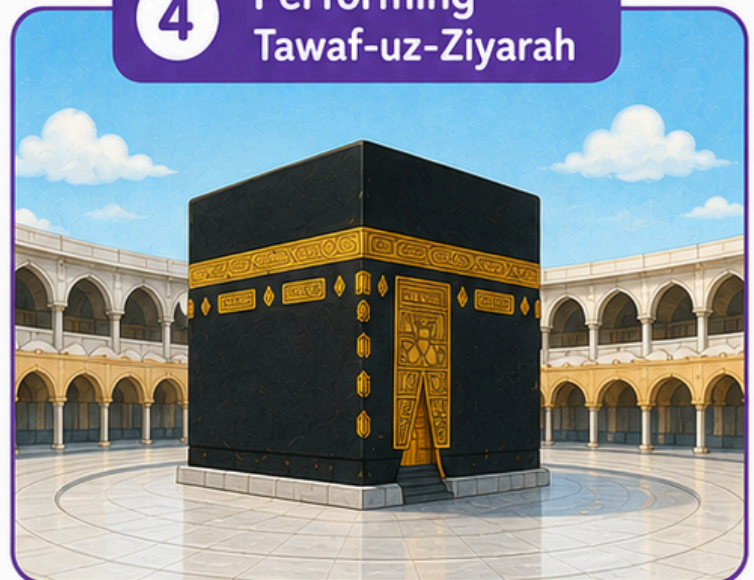
2 Sacrificing an animal



3 Shaving or trimming the hair of the head



4 Performing Tawaf-uz-Ziyarah



# DAY 4

11<sup>th</sup> DHUL HIJJAH



All 3 Shaytan will be pelted on this day:

1 Jamarat as-Sughra

(Small)



2 Jamarah al-Wusta

(Middle)



3 Jamarat al-Aqaba

(Big)



These small **pebbles** are used to pelt the Shaytan.



We throw pebbles as a sign that we reject Shaytan and choose to obey Allah.

# DAY 5

12<sup>th</sup> DHUL HIJJAH



The Hajis will pelt  
all 3 Shaytan  
and then go to  
**MAKKAH MUKARRAMAH.**

**1** Jamarat  
as-Sughra

(Small)



**2** Jamarah  
al-Wusta

(Middle)



**3** Jamarat  
al-Aqaba

(Big)



MAKKAH  
MUKARRAMAH



# In your own words

explain in detail the **5 days** of Hajj,

you can include drawings (no drawings of animals and people).

A large dashed green rectangular box, intended for drawing. It occupies the upper half of the page, below the introductory text.A series of horizontal lines for writing, located in the lower half of the page. There are 12 lines in total, providing space for the student to explain the 5 days of Hajj in their own words.

DAY

2

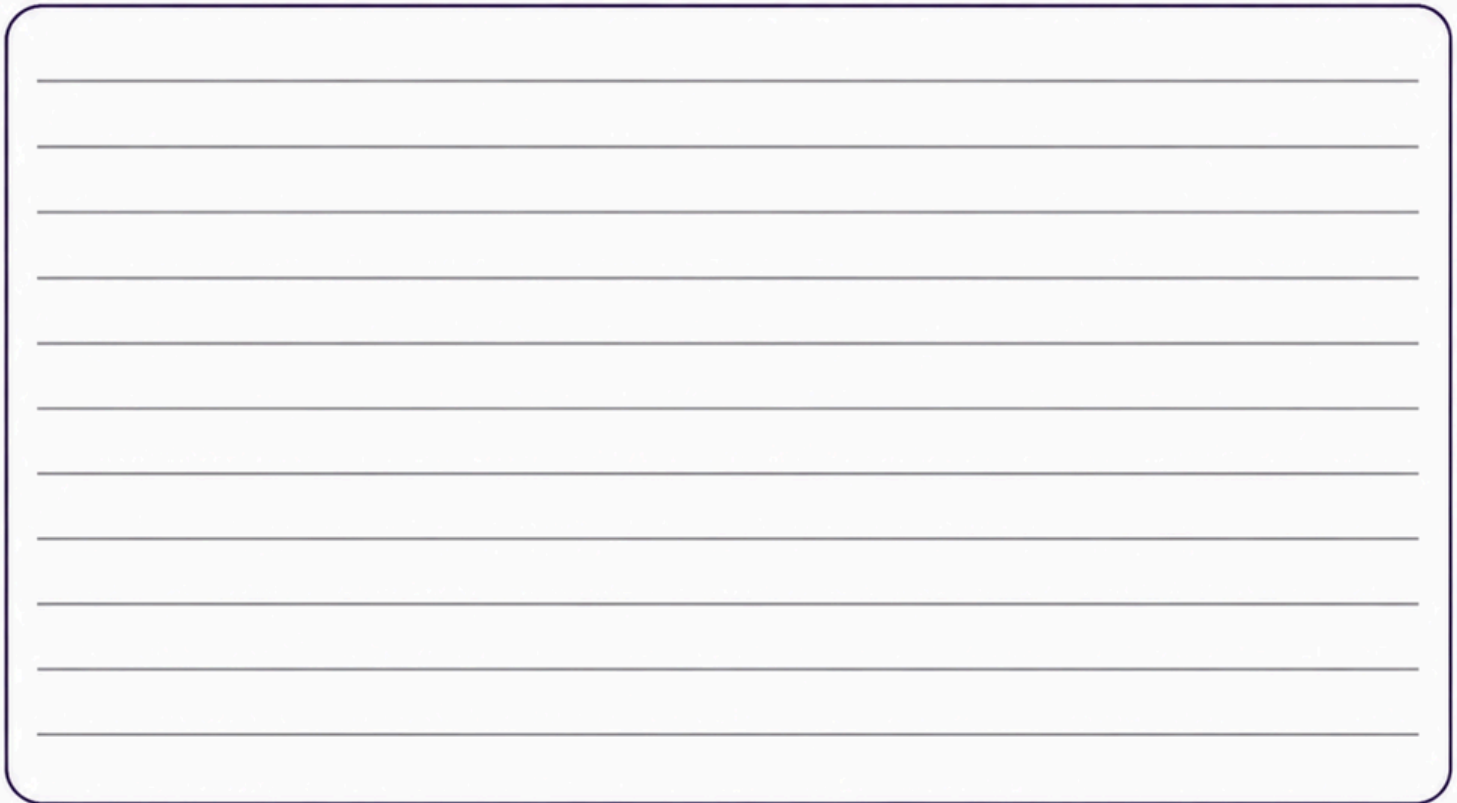



DAY

3



DAY  
4



A large, empty rectangular area with a dashed blue border, occupying the upper half of the page. It is designed for drawing or free writing.A rectangular area with a solid blue border, occupying the lower half of the page. It contains ten horizontal lines for writing.