

## CALLING ALL CRAFTERS

# Help Our Premature Babies

### WHAT

- ▶ Children's Wisconsin NICU is looking for novice or experienced crafters to donate no-sew tie blankets or sewn quilts.
- ▶ These blankets will be used to cover incubators, which are plastic heated containers that keep small babies warm to help them grow.




### WHY



- ▶ Premature babies in the NICU are experiencing important brain development.
- ▶ The NICU environment is drastically different from the protection of the womb.
- ▶ Bright light is no longer filtered through the womb, so covering the baby's incubator with a blanket helps protect their brain development.

### REQUIREMENTS

- Machine washable
- Dark/thick fabric on one side



### CONTACT INFO


Children's Wisconsin NICU RNs:  
[jaumann@chw.org](mailto:jaumann@chw.org) or [kkruschel@chw.org](mailto:kkruschel@chw.org)

Call the Children's Wisconsin Foundations dept.  
to make an appointment for drop off:  
(414) 266-2183



## Sewn Quilt

Any sewing pattern for a quilt can be used as long as it is made to the required dimensions, 45" x 58".



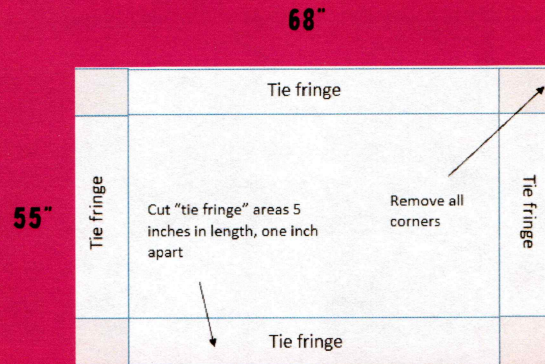
## No-Sew Tie Fleece Blanket

Purchase two pieces of fabric in equal lengths, 55" x 68". Pre-wash fabric in cold water, and tumble dry on low. Trim the salvage edge from both pieces of fleece, and lay the pieces together, wrong sides facing the inside. Make sure both pieces are the same direction, with the salvage edges together. To ensure the fabric layers stay in place, pin the fabric all the way around, approximately 8 inches from the sides.

Using sharp scissors, cut out the 4 corners in a 5 inch square. Cut the fringe along each edge, making the cuts about 1 inch apart, and the same depth as the squares.

Knot all the pieces of fringe by tying the top strip to the bottom.

After all the pieces of fringe are tied, remove the pins.



## Examples

