

Fat Quarter Quilt

38" x 54"


Supplies:

7 fat quarters

1/2 yard for binding

42" x 60" backing

42" x 60" batting




From 6 fat quarters: cut 1—3.5" x 16.5"

Cut 1—6.5" x 16.5"

Cut 1—10.5" x 10.5"

Cut 1—6.5" x 10.5"




From the 7th fat quarter cut 5—3.5" x 16.5" pieces for border.

From one of the 3.5" x 16.5" pieces cut 4—3.5" x 3.5" squares. These are the four corners of the border.

Using three different fabrics in each block, make 5 "A" blocks

and 1 "B" block.



Assemble as shown. Layer, quilt and bind.