



COVER UP BUILDING SYSTEMS

101 North Market Street / PO Box 133

Ph: 740-668-8985

Website: coverupbuildings.com

Email: coverupbuildings@hotmail.com

2025 Barn Price List

FARMHOUSE GARDEN SHED

Price Includes:

- Carriage Double Doors
- Workshop Man Door
- Interior Divider Man Door
- Glass Gable
- 9 Windows
- Shelves in Potting Area
- 4' Loft in Storage Area
- Farmhouse Overhang
- Metal & Poly Carb Roofing
- Choice of Large Shutters or Transom Window on Double Window in Storage Area



*the last 3 sizes listed are priced as being built on-site

SIZE	SIZE SPECIFICATIONS	PRICE
10x16	8x10 Storage, 6x8 Potting	\$11,773.00
10x18	10x10 Storage, 6x8 Potting	\$12,043.00
10x20	10x10 Storage, 6x10 Potting	\$13,559.00
10x20	12x10 Storage, 6x8 Potting*	\$14,356.00
12x18	10x12 Storage, 8x8 Potting*	\$15,509.00
12x20	12x12 Storage, 8x8 Potting*	\$16,613.00

GARDEN SHED

Price Includes:

- Arch Top Double Doors
- Workshop Man Door
- Interior Divider Man Door
- Glass Gable
- 9 Windows
- Shelves in Potting Area
- 4' Loft in Storage Area
- Metal & Poly Carb Roof
- Choice of Large Shutters or Transom Windows on Double Window



SIZE	SIZE SPECIFICATIONS	PRICE
10x16	8x10 Storage, 6x8 Potting	\$9,730.00
10x18	10x10 Storage, 6x8 Potting	\$10,325.00
10x20	10x12 Storage, 6x8 Potting	\$11,010.00
10x24	10x16 Storage, 6x8 Potting	\$12,383.00

POTTING SHED w/ PORCH

Price Includes:

- Workshop Man Door
- 4' Porch w/ Pergola
- Glass Gables
- 9 Windows (11 on 6x10)
- Shelves along all sides
- Metal & Poly Carb Roofing



SIZE	SIZE SPECIFICATIONS	PRICE
6x8	6x8 Potting, 4x8 porch	\$6,231.00
6x10	6x10 Potting, 4x10 Porch	\$7,463.00

POTTING SHED

Price Includes:

- Workshop Man Door
- Glass Gable (x2)
- Windows on all sides
- Shelves on all sides
- Metal & Poly Carb Roofing



SIZE	SIZE SPECIFICATIONS	PRICE
8x10	8x10 Potting	\$6,739.00
8x12	8x12 Potting	\$7,553.00
10x12	10x12 Potting	\$8,938.00
10x16	10x16 Potting	\$11,126.00
10x20	10x20 Potting	\$13,276.00

COTTAGE POTTING SHED

Price Includes:

- 2' Bumpout/Entrance
- Full View Glass Entry Door
- Glass Gable (x3)
- Shelving on all sides
- Windows on all sides
- Metal & Poly Carb Roofing
- *the last 2 sizes are built on-site



PS SIZE	SIZE SPECIFICATIONS	PRICE
8x12	10x12 Overall Potting Shed	\$11,204.00
10x16	12x16 Overall Potting Shed*	\$16,730.00
10x20	12x20 Overall Potting Shed*	\$19,096.00


NOTE: limited to certain sizes - inquire for more sizing options


FREE delivery within 30 miles


on your prepared lot. After 30 miles, add \$3.75 per mile.


CONSTRUCTION


8' & 10' wide buildings are priced as being delivered completely assembled(unless specified otherwise). On-Site construction is also available on smaller sizes for an additional 10% fee.


FARMHOUSE PAVILION		
Price Includes: <ul style="list-style-type: none"> Timber Frame Pavilion Carriage Double Doors Farmhouse Overhang Metal Roofing Sliding Barn Style Bar Doors Live Edge Slab Bar 		
SIZE	SIZE SPECIFICATIONS	PRICE
10x20	10x10 Storage, 10x10 Pavilion	\$13,761.00
12x24	12x12 Storage, 12x12 Pavilion*	\$21,260.00
DORMER	Transom Dormer for Pavilion	\$1,248.00

DELUXE CARRIAGE HOUSE			
 Price Includes: <ul style="list-style-type: none"> Arch Top Double Doors 1 Window (10x12 & Smaller) 2 Windows (10x14 & Larger) Shutters (1 pair) 2 Shelves 2 Gable Vents 6 Pitch Roof Standard 3-Tab Shingles 	SIZE	PAINTED	UNPAINTED
	8x10	\$3,813.00	\$3,435.00
	8x12	\$4,278.00	\$3,863.00
	10x12	\$5,059.00	\$4,571.00
	10x14	\$5,851.00	\$5,325.00
	10x16	\$6,458.00	\$5,883.00
	10x18	\$7,081.00	\$6,523.00
	10x20	\$7,675.00	\$7,109.00
	12x16	\$7,863.00	\$7,266.00
	12x20	\$9,780.00	\$8,904.00
	12x24	\$11,699.00	\$10,793.00
	14x18	\$9,759.00	\$9,301.00
	14x20	\$11,171.00	\$10,310.00
	16x20	\$12,728.00	\$11,878.00
	16x24	\$15,244.00	\$14,061.00
	18x20	\$14,299.00	\$13,191.00
	18x24	\$17,110.00	\$15,785.00
	20x24	\$18,989.00	\$17,521.00

CARRIAGE HOUSE			
 Price Includes: <ul style="list-style-type: none"> Crossback Double Doors 1 Window (10x12 & Smaller) 2 Windows (10x14 & Larger) 2 Shelves 2 Gable Vents 4 Pitch Roof Standard 3-Tab Shingles 	SIZE	PAINTED	UNPAINTED
	8x10	\$3,553.00	\$3,178.00
	8x12	\$3,999.00	\$3,586.00
	10x12	\$4,744.00	\$4,260.00
	10x14	\$5,441.00	\$4,916.00
	10x16	\$6,015.00	\$5,445.00
	10x18	\$6,613.00	\$6,050.00
	10x20	\$7,175.00	\$6,610.00
	12x16	\$7,376.00	\$6,780.00
	12x20	\$9,225.00	\$8,468.00
	12x24	\$11,070.00	\$10,166.00
	14x18	\$9,489.00	\$8,725.00
	14x20	\$10,556.00	\$9,696.00
	16x20	\$12,054.00	\$11,081.00
	16x24	\$14,475.00	\$13,290.00
	18x20	\$13,226.00	\$12,458.00
	18x24	\$16,275.00	\$14,949.00
	20x24	\$18,080.00	\$16,611.00

WORKSHOP			
Price Includes: <ul style="list-style-type: none"> Workshop Double Doors 2 Windows Large Shutters (2 pair) Workbench & Pegboard 4' Loft (2 for 10x14 & Larger) Board & Batten Gable 1x6 Double Fascia 7 Pitch Roof 	SIZE	PAINTED	UNPAINTED
	8x8	\$3,921.00	\$3,621.00
	8x10	\$4,718.00	\$4,455.00
	8x12	\$5,233.00	\$4,821.00
	10x12	\$6,048.00	\$5,559.00
	10x14	\$6,829.00	\$6,304.00
	10x16	\$7,498.00	\$6,986.00
	10x18	\$8,183.00	\$7,621.00
	10x20	\$8,835.00	\$8,273.00
	12x16	\$8,931.00	\$8,329.00
	12x20	\$10,986.00	\$10,231.00
	12x24	\$13,030.00	\$12,123.00

GABLE BARN			
Price Includes: <ul style="list-style-type: none"> Crossback Double Doors 2 Windows 2 Shelves 2 Gable Vents 4 Pitch Roof Standard 3-Tab Shingles 	SIZE	PAINTED	UNPAINTED
	8x8	\$2,950.00	\$2,643.00
	8x10	\$3,643.00	\$3,263.00
	8x12	\$4,083.00	\$3,666.00
	10x12	\$4,831.00	\$4,343.00
	10x14	\$5,441.00	\$4,916.00
	10x16	\$6,015.00	\$5,443.00
	10x18	\$6,613.00	\$6,050.00
	10x20	\$7,175.00	\$6,610.00
	12x16	\$7,376.00	\$6,780.00
	12x20	\$9,225.00	\$8,468.00
	12x24	\$11,070.00	\$10,166.00

5' SIDEWALL BARN			
Price Includes: <ul style="list-style-type: none"> Crossback Double Doors 1 Window Loft Doors 4' Loft Gambrel Roof Standard 3-Tab Shingles 	SIZE	PAINTED	UNPAINTED
	8x8	\$2,955.00	\$2,670.00
	8x10	\$3,693.00	\$3,324.00
	8x12	\$4,121.00	\$3,715.00
	10x12	\$4,703.00	\$4,246.00
	10x14	\$5,283.00	\$4,769.00
	10x16	\$5,846.00	\$5,288.00
	10x18	\$6,404.00	\$5,866.00
	10x20	\$7,061.00	\$6,404.00
	12x16	\$7,156.00	\$6,591.00
	12x20	\$8,953.00	\$8,228.00
	12x24	\$10,956.00	\$10,080.00

POOL HOUSE

Price Includes:

- Arch Top Double Doors
- Arch Top Man Door
- 2 Windows w/ Shutters
- Porch
- Shelves
- 6 Pitch Roof
- Standard 3-Tab Shingles



SIZE	PORCH SIZE	PAINTED	UNPAINTED
8x10	4'	\$5,696.00	\$5,316.00
8x12	4'	\$6,448.00	\$6,026.00
10x12	4'	\$7,283.00	\$6,650.00
10x14	4'	\$8,204.00	\$7,669.00
10x16	4'	\$9,191.00	\$8,523.00
10x18	4'	\$10,108.00	\$9,438.00
10x20	4'	\$10,910.00	\$10,336.00
12x16	4'	\$10,208.00	\$9,595.00
12x20	4'	\$12,664.00	\$11,899.00
12x24	4'	\$15,124.00	\$14,203.00
14x18	6'	\$13,836.00	\$13,059.00
14x20	6'	\$15,340.00	\$14,463.00
16x20	6'	\$16,926.00	\$15,935.00
16x24	6'	\$20,248.00	\$19,040.00
18x20	6'	\$18,526.00	\$17,398.00
18x24	6'	\$22,150.00	\$20,795.00
20x24	6'	\$24,065.00	\$22,568.00

CABIN

Price Includes:

- 36" Prehung Metal Entry Door
- 4 Windows
- Porch
- 1/2 Loft w/ Stairway
- Railing on Stairway & Loft
- Ridge Vent
- Soffit Vent
- Standard 3-Tab Shingles



SIZE	PORCH SIZE	PAINTED	UNPAINTED
14x18	6'	\$15,310.00	\$14,458.00
14x20	6'	\$16,923.00	\$16,140.00
16x20	7'	\$19,360.00	\$18,251.00
16x24	7'	\$23,058.00	\$21,729.00
18x20	8'	\$21,571.00	\$20,324.00
18x24	8'	\$25,811.00	\$24,314.00
20x24	8'	\$27,934.00	\$26,383.00
20x30	8'	\$34,843.00	\$32,786.00

VICTORIAN

Price Includes:

- Arch Top Double Doors
- 2 Windows
- Shutters (1 pair)
- 2 Gable Vents
- Dormer Above Doors
- 6 Pitch Roof
- Dimensional Shingles



SIZE	PAINTED	UNPAINTED
8x14	\$6,503.00	\$4,998.00
10x16	\$7,110.00	\$6,431.00
10x18	\$7,730.00	\$7,094.00
10x20	\$8,329.00	\$7,701.00
12x16	\$8,515.00	\$7,853.00
12x18	\$9,435.00	\$8,765.00
12x20	\$10,421.00	\$9,665.00
12x24	\$12,394.00	\$11,490.00

GARAGE



Price Includes:

- Crossback Man Door
- 9x7 Overhead Door
- 1 Window
- Gable Vent
- 4 Pitch Roof
- Standard 3-Tab Shingles

SIZE	PAINTED	UNPAINTED
12x20	\$9,630.00	\$8,885.00
12x24	\$11,441.00	\$10,429.00
14x20	\$10,936.00	\$10,089.00
16x20	\$12,385.00	\$11,435.00
16x24	\$14,764.00	\$13,611.00
18x20	\$13,861.00	\$12,778.00
18x24	\$16,523.00	\$15,220.00
20x24	\$18,288.00	\$16,844.00
22x24	\$19,996.00	\$18,420.00
24x28	\$25,259.00	\$23,259.00
24x32	\$28,769.00	\$26,480.00

8' SIDEWALL BARN

Price Includes:

- Crossback Man Door
- Sliding Track Door
- Loft Doors
- 1 Window
- 4' Loft on Both Ends
- Gambrel Roof
- Standard 3-Tab Shingles



SIZE	PAINTED	UNPAINTED	FULL LOFT
14x18	\$10,888.00	\$10,038.00	\$1,146.00
14x20	\$12,060.00	\$11,280.00	\$1,530.00
16x20	\$13,743.00	\$12,651.00	\$1,710.00
16x24	\$16,488.00	\$15,100.00	\$2,180.00
18x20	\$15,363.00	\$14,126.00	\$1,888.00
18x24	\$18,434.00	\$16,951.00	\$2,411.00
20x24	\$20,433.00	\$18,983.00	\$2,649.00
20x30	\$25,540.00	\$23,503.00	\$3,528.00
22x24	\$22,483.00	\$20,686.00	\$2,883.00
24x28	\$28,471.00	\$26,326.00	\$3,821.00
24x32	\$32,700.00	\$30,091.00	\$4,523.00

CUSTOM SIZES AVAILABLE

Custom sizes available in any style of building. Inquire for details and pricing

STANDARD FEATURES ON ALL BUILDINGS:

- 4x6 Treated Skids
- 5/8" T1-11 Duratemp Siding
- 25 Year Shingles(*unless specified otherwise*)
- 25+ Standard Paint Colors
- 2" Tounge & Groove Treated Flooring
- 5/8" Plywood Roof Sheathing
- Heavy 6" T-Hinges(3 on each door)
- 1' of Overhang on Roof

Window Options

24"x36" Shed Window	\$109.00
24"x27" Window w/ Transom	\$181.00
Double 24"x36" Shed Window	\$209.00
Double 24"x27" Window w/ Transom	\$354.00
Double Window Pergola	\$268.00
Standard Shutters(per pair)	\$70.00
Large Shutters w/ Hinges(per pair)	\$141.00
Flower Box	\$81.00
Double Flower Box	\$141.00
Farmhouse Flower Box	\$161.00
Double Farmhouse Flower Box	\$220.00

Door Options**DOUBLE DOORS**

Carriage Double Doors (painted)	\$839.00
Carriage Double Doors (stained)	\$1,146.00
Workshop Double Doors (painted)	\$618.00
Workshop Double Doors (stained)	\$928.00
Arch Top Double Doors (painted)	\$371.00
Arch Top Double Doors (stained)	\$679.00
Crossbuck Double Doors (painted)	\$304.00
Fiberglass Double Door w/ Transom Window	\$849.00
6-Panel Fiberglass Double Doors	\$618.00
Sliding Track Door	\$568.00

MAN DOORS

Carriage Man Door (painted)	\$411.00
Carriage Man Door (stained)	\$565.00
Workshop Man Door (painted)	\$300.00
Workshop Man Door (stained)	\$455.00
Arch Top Man Door (painted)	\$178.00
Arch Top Man Door (stained)	\$333.00
Crossbuck Man Door (painted)	\$141.00
Fiberglass Man Door w/ Transom Window	\$438.00
6-Panel Fiberglass Man Door	\$181.00
36" Fiberglass Entry Door (primed)	\$693.00
36" Metal Entry Door (painted)	\$1,259.00

Overhead Doors**NON-INSULATED**

8x7 Colonial Style Overhead Door	\$1,160.00
9x7 Colonial Style Overhead Door	\$1,210.00
9x8 Colonial Style Overhead Door	\$1,400.00
8x7 Carriage Style Overhead Door	\$1,621.00
9x7 Carriage Style Overhead Door	\$1,679.00
9x8 Carriage Style Overhead Door	\$1,903.00

***for insulated garage doors, add \$375.00**

For CUPOLA options, ask for our cupola brochure & pricelist

Garden Shed/Potting Shed Options

Vented Transom Windows	\$223.00
Louvered Gable Fan w/ Thermostat	\$696.00
Upgrade to Plastic Greenhouse Shelving (per ft.)	\$5.15
Upgrade to Insulated Windows & Poly Carb	\$34.76
price is figured per sq. foot of potting shed/greenhouse area	
Insulation & Siding below Windows	\$25.75
price is figured per foot of perimeter	

Roof Options

Dimensional Shingles (per sq. foot)	\$1.06
Metal Roof (per sq. foot)	\$3.75
Metal Roof (per sq. foot) - 5' Sidewall Barn	\$5.35

NOTE: on buildings larger than 240 sq. foot, please call for price

TEXTURED METAL: additional \$0.30 per sq. foot

Tar Paper (per sq. foot)	\$0.54
Ridge Vent (per foot)	\$8.04
Sofft Vent (per foot)	\$3.35
Double Fascia (per foot of perimeter)	\$2.68
Steeper Roof Pitch (per pitch steeper) <i>use sq. foot</i>	\$0.88

Porches & Overhangs

Extended Overhang	\$499.00
Farmhouse Overhang	\$580.00
Side Roof for 8' Sidewall Barn (per sq. foot)	\$29.46
Porch for Carriage House (per sq. foot)	\$29.46
Railing for Porch - PAINTED (per foot)	\$38.83
Railing for Porch - UNPAINTED (per foot)	\$30.80

Lofts & Accessories

Additional Loft 8' Sidewall & Cabin (per sq. foot)	\$6.70
Standard Stairway	\$305.00
Yellow Pine Stairway with Kickboard	\$891.00
Railing for Stairway and Loft Opening	\$295.00

Interior Additions

Workbench w/ 4 Drawers & Pegboard	\$369.00
Shelves - 15" Deep (per foot)	\$5.35
4' Loft (on 8' Wide Building)	\$80.00
4' Loft (on 10' Wide Building)	\$98.00
4' Loft (on 12' Wide Building)	\$116.00

Ramps & Accessories

40" Wooden Ramp (for doors up to 65" wide)	\$124.00
40" Wooden Ramp (for doors 66" & wider)	\$194.00
5' Poly Ramp (64" wide)	\$515.00
Aluminum Treadplate for Doors wider than 6'	\$88.00
Aluminum Treadplate for Double Doors	\$68.00
Aluminum Treadplate for Single Door	\$54.00